

Preface

About the Text

We have developed this material for a sequence of courses on the theory and application of numerical approximation techniques. The text is designed primarily for junior-level mathematics, science, and engineering majors who have completed at least the first year of the standard college calculus sequence. Familiarity with the fundamentals of matrix algebra and differential equations is also useful, but adequate introductory material on these topics is presented in the text so that those courses need not be prerequisites.

Previous editions of *Numerical Analysis* have been used in a wide variety of situations. In some cases, the mathematical analysis underlying the development of approximation techniques was emphasized rather than the methods themselves; in others, the emphasis was reversed. The book has also been used as the core reference for courses at the beginning graduate level in engineering and computer science programs, and in first-year courses in introductory analysis offered at international universities. We have tried to adapt the book to fit these diverse users without compromising our original purpose:

To give an introduction to modern approximation techniques; to explain how, why, and when they can be expected to work; and to provide a firm basis for future study of numerical analysis and scientific computing.

The book contains sufficient material for a full year of study, but we expect many readers to use the text only for a single-term course. In such a course, students learn to identify the types of problems that require numerical techniques for their solution and see examples of the error propagation that can occur when numerical methods are applied. They accurately approximate the solutions of problems that cannot be solved exactly and learn techniques for estimating error bounds for the approximations. The remainder of the text serves as a reference for methods that are not considered in the course. Either the full-year or single-course treatment is consistent with the aims of the text.

Virtually every concept in the text is illustrated by example, and this edition contains more than 2,000 class-tested exercises ranging from elementary applications of methods and algorithms to generalizations and extensions of the theory. In addition, the exercise sets include many applied problems from diverse areas of engineering, as well as from the physical, computer, biological, and social sciences. The applications chosen demonstrate concisely how numerical methods can be, and often must be, applied in real-life situations.

A number of software packages have been developed to produce symbolic mathematical computations. Predominant among them in the academic environment are Derive[®], Maple[®], and Mathematica[®]. Student versions of these software packages are available at

reasonable prices for most common computer systems. Although there are significant differences among the packages, both in performance and price, all can perform standard algebra and calculus operations. Having a symbolic computation package available can be very useful in the study of approximation techniques. The results in most of our examples and exercises have been generated using problems for which exact values *can* be determined, since this permits the performance of the approximation method to be monitored. Exact solutions can often be obtained quite easily using symbolic computation. In addition, for many numerical techniques the error analysis requires bounding a higher ordinary or partial derivative of a function, which can be a tedious task and one that is not particularly instructive once the techniques of calculus have been mastered. Derivatives can be quickly obtained symbolically, and a little insight often permits a symbolic computation to aid in the bounding process as well.

We have chosen Maple as our standard package because of its wide distribution, but Derive or Mathematica can be substituted with only minor modifications. Examples and exercises have been added whenever we felt that a computer algebra system would be of significant benefit, and we have discussed the approximation methods that Maple employs when it is unable to solve a problem exactly.

New for This Edition

The seventh edition includes two new major sections. The Preconditioned Conjugate Gradient method has been added to Chapter 7 to provide a more complete treatment of the numerical solution to systems of linear equations. It is presented as an iterative approximation technique for solving positive definite linear systems. In this form, it is particularly useful for approximating the solution to large sparse systems.

In Chapter 10 we have added a section on Homotopy and Continuation methods. These methods provide a distinctly different technique for approximating the solutions to nonlinear systems of equations, one that has attracted a great deal of attention recently.

We have also added extensive listings of Maple code throughout the book, since reviewers found this feature useful in the sixth edition. We have updated all the Maple code to Release 6, the version that will be current by the time the book is printed. Those familiar with our past editions will find that virtually every page has been improved in some way. All the references have been updated and revised, and new exercises have been added. We hope you will find these changes beneficial to the teaching and study of numerical analysis; most have been motivated by changes in the presentation of the material to our own students.

Another important modification in this edition is a web site at

<http://www.as.ysu.edu/~fares/Numerical-Analysis/>

On this web site we will place updated programs as the software changes and post responses to comments made by users of the book. We can also add new material that might be included in subsequent editions in the form of PDF files that users can download. Our hope is that this will extend the life of the seventh edition while keeping the material in the book up to date.

Algorithms

As in previous editions, we give a detailed, structured algorithm without program listing for each method in the text. The algorithms are in a form that can be coded, even by those with limited programming experience.

This edition includes a disk containing programs for solutions to representative exercises using the algorithms. The programs for each algorithm are written in Fortran, Pascal, and C. In addition, we have coded the programs using Maple and Mathematica, as well as in MATLAB[®], a computer software package that is widely used for linear algebra applications. This should ensure that a set of programs is available for most common computing systems.

A *Student Study Guide* is available with this edition that illustrates the calls required for these programs, which is useful for those with limited programming experience. The study guide also contains worked-out solutions to many of the problems.

Brooks/Cole can provide instructors with an *Instructor's Manual* that provides answers and solutions to all the exercises in the book. Computation results in the *Instructor's Manual* were regenerated for this edition, using the programs on the disk to ensure compatibility among the various programming systems.

The algorithms in the text lead to programs that give correct results for the examples and exercises in the text, but no attempt was made to write general-purpose professional software. Specifically, the algorithms are not always written in a form that leads to the *most efficient* program in terms of either time or storage requirements. When a conflict occurred between writing an extremely efficient algorithm and writing a slightly different one that better illustrates the important features of the method, the latter path was invariably taken.

About the Program Disk

The CD on the inside back cover of the book contains programs for all the algorithms in the book, in numerous formats, as well as samples of the Student Study Guide for the book in both the PostScript[®] (PS) and the Adobe[®] Portable Document (PDF) formats.

For each algorithm there is a C, Fortran, Maple, Mathematica, MATLAB, and Pascal program, and for some of these systems there are multiple programs that depend on the particular version of the software that is being run. Every program is illustrated with a sample problem that is closely correlated to the text. This permits the program to be run initially in the language of your choice to see the form of the input and output. The programs can then be modified for other problems by making minor changes. The form of the input and output are, as nearly as possible, the same in each of the programming systems. This permits an instructor using the programs to discuss them generically, without regard to the particular programming system an individual student uses.

The programs are designed to run on a minimally configured computer. All that is required is a computer running MS-DOS[®], Windows[®], or the Macintosh[®] operating system. You will, however, need appropriate software, such as a compiler for Pascal, Fortran, and C, or one of the computer algebra systems (Maple, Mathematica, and MATLAB). There

are six subdirectories on the disk, one for each of the computer languages and the accompanying data files.

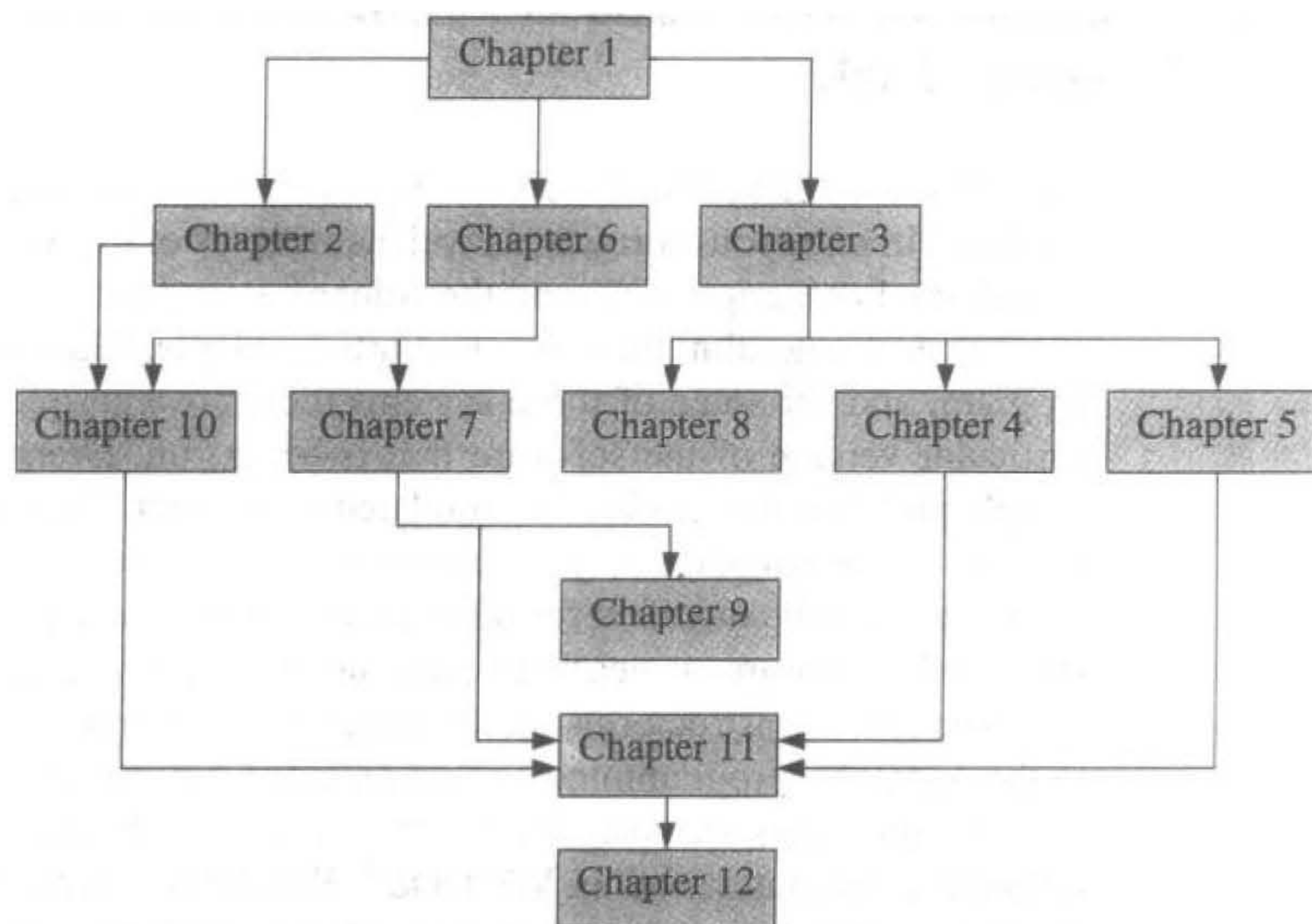
All of the programs are given as ASCII files or worksheets. They can be altered using any editor or word processor that creates a standard ASCII file. (These are also commonly called "Text Only" files.)

Extensive README files are included with the program files so that the peculiarities of the various programming systems can be individually addressed. The README files are presented both in ASCII format and as PDF files. As new software is developed, the algorithms will be updated and placed on the web site for the book.

Suggested Course Outlines

Numerical Analysis is designed to allow instructors flexibility in the choice of topics, as well as in the level of theoretical rigor and in the emphasis on applications. In line with these aims, we provide detailed references for the results that are not demonstrated in the text and for the applications that are used to indicate the practical importance of the methods. The text references cited are those most likely to be available in college libraries and have been updated to reflect the most recent edition at the time this book was placed into production. We also include quotations from original research papers when we feel this material is accessible to our intended audience.

The following flowchart indicates chapter prerequisites. The only deviation from this chart is described in the footnote at the bottom of the first page of Section 3.4. Most of the possible sequences that can be generated from this chart have been taught by the authors at Youngstown State University.



Acknowledgments

We feel most fortunate to have had so many of our students and colleagues communicate with us regarding their impressions of earlier editions of this book. All of these comments are taken very seriously; we have tried to include all the suggestions that are in line with the philosophy of the book, and are extremely grateful to all those that have taken the time to contact us and inform us of improvements we can make in subsequent versions.

We would particularly like to thank the following, whose efforts we greatly appreciate.

Glen Granzow, Idaho State University

Jose Miguel, Universidad Peruana Cayetano Heredia, Lima, Peru

John M. Neuberger, Northern Arizona University

L. G. de Pillis, Harvey Mudd College

We want especially to thank our friend and former student Jim Baglama of Ball State University. Jim agreed to be an extensive reviewer for this edition and was particularly helpful in updating our survey sections and references to software. It is most gratifying to see one's students move through the profession.

Also moving through his profession, but in a completely different manner, is our Editor and Publisher Gary Ostedt. Gary has been an outstanding manager of our projects and a good personal friend. We will very much miss his direction and assistance, and would like to take this opportunity to wish him all the best in his upcoming retirement from Brooks/Cole.

As has been our practice in past editions of the book, we have used student help at Youngstown State University in preparing the seventh edition. Our able assistant for this edition was Laurie Marinelli, whom we thank for all her work. We would also like to express gratitude to our colleagues on the faculty and administration of Youngstown State University for providing us the opportunity and facilities to complete this project.

Finally, we would like to thank all those who have used and adopted the various editions of *Numerical Analysis* over the years. It has been wonderful to hear from so many students, and new faculty, who used our book for their first exposure to the study of numerical methods. We hope this edition continues the trend and adds to the enjoyment of students studying numerical analysis. If you have any suggestions for improvements that can be incorporated into future editions of the book, we would be grateful for your comments. We can be contacted by electronic mail at the addresses listed below.

Richard L. Burden
burden@math.yzu.edu

J. Douglas Faires
fares@math.yzu.edu

Contents

1 Mathematical Preliminaries 1

- 1.1 Review of Calculus 2
- 1.2 Roundoff Errors and Computer Arithmetic 18
- 1.3 Algorithms and Convergence 31
- 1.4 Numerical Software 40

2 Solutions of Equations in One Variable 47

- 2.1 The Bisection Method 48
- 2.2 Fixed-Point Iteration 55
- 2.3 Newton's Method 66
- 2.4 Error Analysis for Iterative Methods 78
- 2.5 Accelerating Convergence 86
- 2.6 Zeros of Polynomials and Müller's Method 91
- 2.7 Survey of Methods and Software 101

3 Interpolation and Polynomial Approximation 104

- 3.1 Interpolation and the Lagrange Polynomial 107
- 3.2 Divided Differences 122
- 3.3 Hermite Interpolation 133
- 3.4 Cubic Spline Interpolation 141
- 3.5 Parametric Curves 156
- 3.6 Survey of Methods and Software 163

4 Numerical Differentiation and Integration 166

- 4.1 Numerical Differentiation 167
- 4.2 Richardson's Extrapolation 178
- 4.3 Elements of Numerical Integration 186
- 4.4 Composite Numerical Integration 196
- 4.5 Romberg Integration 207
- 4.6 Adaptive Quadrature Methods 213
- 4.7 Gaussian Quadrature 220
- 4.8 Multiple Integrals 227
- 4.9 Improper Integrals 241
- 4.10 Survey of Methods and Software 247

5 Initial-Value Problems for Ordinary Differential Equations 249

- 5.1 The Elementary Theory of Initial-Value Problems 251
- 5.2 Euler's Method 256
- 5.3 Higher-Order Taylor Methods 266
- 5.4 Runge-Kutta Methods 272
- 5.5 Error Control and the Runge-Kutta-Fehlberg Method 282
- 5.6 Multistep Methods 289
- 5.7 Variable Step-Size Multistep Methods 301
- 5.8 Extrapolation Methods 307
- 5.9 Higher-Order Equations and Systems of Differential Equations 313
- 5.10 Stability 324
- 5.11 Stiff Differential Equations 334
- 5.12 Survey of Methods and Software 342

6 Direct Methods for Solving Linear Systems 344

- 6.1 Linear Systems of Equations 345
- 6.2 Pivoting Strategies 359
- 6.3 Linear Algebra and Matrix Inversion 370
- 6.4 The Determinant of a Matrix 383
- 6.5 Matrix Factorization 388
- 6.6 Special Types of Matrices 398
- 6.7 Survey of Methods and Software 413

7 Iterative Techniques in Matrix Algebra 417

- 7.1 Norms of Vectors and Matrices 418
- 7.2 Eigenvalues and Eigenvectors 430
- 7.3 Iterative Techniques for Solving Linear Systems 437
- 7.4 Error Bounds and Iterative Refinement 454
- 7.5 The Conjugate Gradient Method 465
- 7.6 Survey of Methods and Software 481

8 Approximation Theory 483

- 8.1 Discrete Least Squares Approximation 484
- 8.2 Orthogonal Polynomials and Least Squares Approximation 498
- 8.3 Chebyshev Polynomials and Economization of Power Series 507
- 8.4 Rational Function Approximation 517
- 8.5 Trigonometric Polynomial Approximation 529
- 8.6 Fast Fourier Transforms 537
- 8.7 Survey of Methods and Software 548

9 Approximating Eigenvalues 550

- 9.1 Linear Algebra and Eigenvalues 551
- 9.2 The Power Method 560
- 9.3 Householder's Method 577
- 9.4 The QR Algorithm 585
- 9.5 Survey of Methods and Software 597

10 Numerical Solutions of Nonlinear Systems of Equations 600

- 10.1 Fixed Points for Functions of Several Variables 602
- 10.2 Newton's Method 611
- 10.3 Quasi-Newton Methods 620
- 10.4 Steepest Descent Techniques 628
- 10.5 Homotopy and Continuation Methods 635
- 10.6 Survey of Methods and Software 643

11 Boundary-Value Problems for Ordinary Differential Equations 645

- 11.1 The Linear Shooting Method 646
- 11.2 The Shooting Method for Nonlinear Problems 653
- 11.3 Finite-Difference Methods for Linear Problems 660
- 11.4 Finite-Difference Methods for Nonlinear Problems 667
- 11.5 The Rayleigh-Ritz Method 672
- 11.6 Survey of Methods and Software 688

12 Numerical Solutions to Partial Differential Equations 691

- 12.1 Elliptic Partial Differential Equations 694
- 12.2 Parabolic Partial Differential Equations 704
- 12.3 Hyperbolic Partial Differential Equations 718
- 12.4 An Introduction to the Finite-Element Method 726
- 12.5 Survey of Methods and Software 741

Bibliography 743

Answers to Selected Exercises 753

Index 831

Mathematical Preliminaries

■ ■ ■

In beginning chemistry courses, we see the *ideal gas law*,

$$PV = NRT,$$

which relates the pressure P , volume V , temperature T , and number of moles N of an “ideal” gas. In this equation, R is a constant that depends on the measurement system.

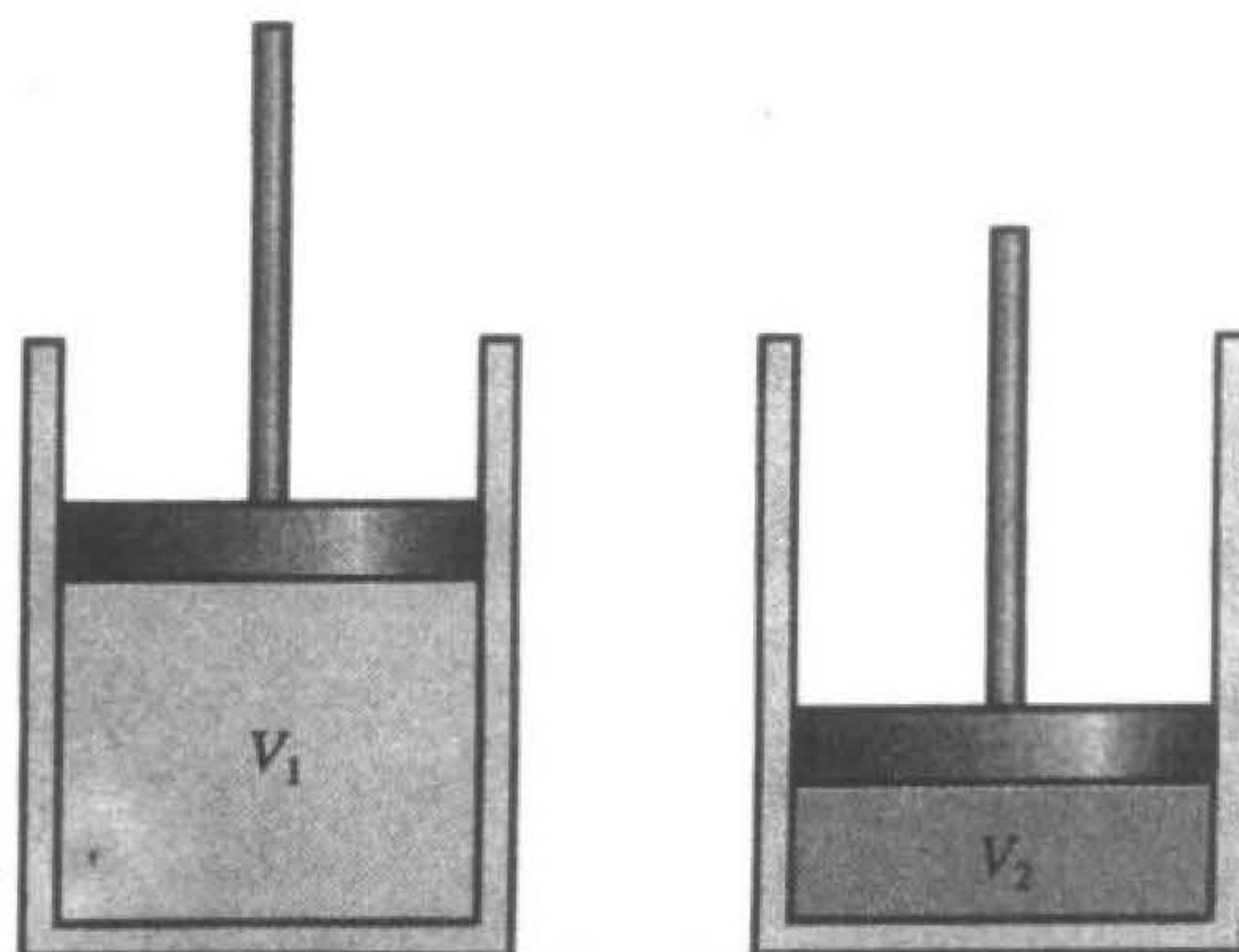
Suppose two experiments are conducted to test this law, using the same gas in each case. In the first experiment,

$$\begin{aligned} P &= 1.00 \text{ atm}, & V &= 0.100 \text{ m}^3, \\ N &= 0.00420 \text{ mol}, & R &= 0.08206. \end{aligned}$$

The ideal gas law predicts the temperature of the gas to be

$$T = \frac{PV}{NR} = \frac{(1.00)(0.100)}{(0.00420)(0.08206)} = 290.15 \text{ K} = 17^\circ\text{C}.$$

When we measure the temperature of the gas, we find that the true temperature is 15°C .



We then repeat the experiment using the same values of R and N , but increase the pressure by a factor of two and reduce the volume by the same factor. Since the product PV remains the same, the predicted temperature is still 17°C , but we find that the actual temperature of the gas is now 19°C .

Clearly, the ideal gas law is suspect, but before concluding that the law is invalid in this situation, we should examine the data to see whether the error can be attributed to the experimental results. If so, we might be able to determine how much more accurate our experimental results would need to be to ensure that an error of this magnitude could not occur.

Analysis of the error involved in calculations is an important topic in numerical analysis and is introduced in Section 1.2. This particular application is considered in Exercise 28 of that section.

This chapter contains a short review of those topics from elementary single-variable calculus that will be needed in later chapters, together with an introduction to convergence, error analysis, and the machine representation of numbers.

1.1 Review of Calculus

The concepts of *limit* and *continuity* of a function are fundamental to the study of calculus.

Definition 1.1 A function f defined on a set X of real numbers has the **limit** L at x_0 , written

$$\lim_{x \rightarrow x_0} f(x) = L,$$

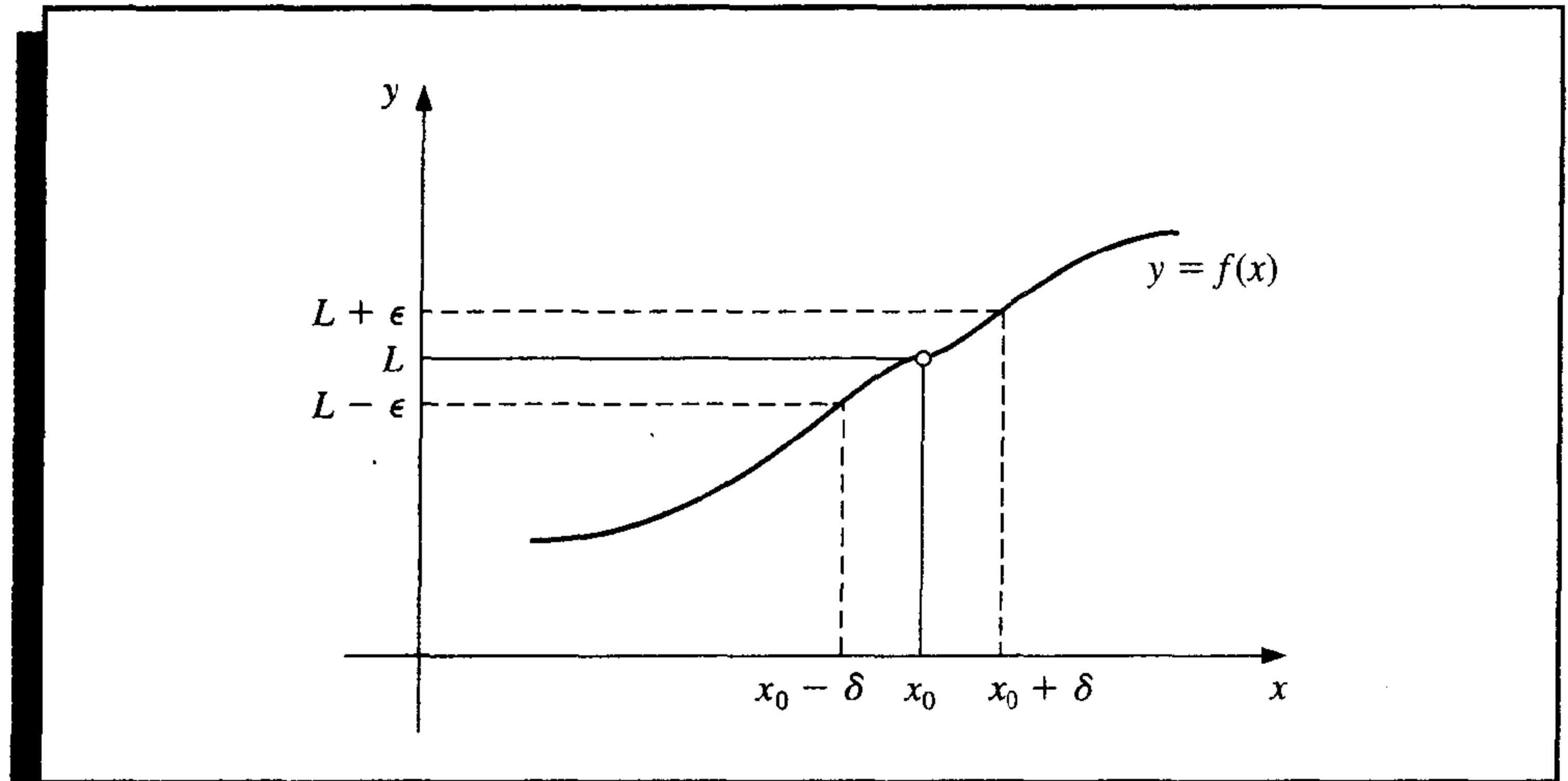
if, given any real number $\epsilon > 0$, there exists a real number $\delta > 0$ such that $|f(x) - L| < \epsilon$, whenever $x \in X$ and $0 < |x - x_0| < \delta$. (See Figure 1.1.) ■

Definition 1.2 Let f be a function defined on a set X of real numbers and $x_0 \in X$. Then f is **continuous** at x_0 if

$$\lim_{x \rightarrow x_0} f(x) = f(x_0).$$

The function f is continuous on the set X if it is continuous at each number in X . ■

Figure 1.1



$C(X)$ denotes the set of all functions that are continuous on X . When X is an interval of the real line, the parentheses in this notation are omitted. For example, the set of all functions continuous on the closed interval $[a, b]$ is denoted $C[a, b]$.

The *limit of a sequence* of real or complex numbers is defined in a similar manner.

Definition 1.3

Let $\{x_n\}_{n=1}^{\infty}$ be an infinite sequence of real or complex numbers. The sequence $\{x_n\}_{n=1}^{\infty}$ has the **limit** x (**converges to** x) if, for any $\epsilon > 0$, there exists a positive integer $N(\epsilon)$ such that $|x_n - x| < \epsilon$, whenever $n > N(\epsilon)$. The notation

$$\lim_{n \rightarrow \infty} x_n = x, \quad \text{or} \quad x_n \rightarrow x \quad \text{as} \quad n \rightarrow \infty,$$

means that the sequence $\{x_n\}_{n=1}^{\infty}$ converges to x . ■

The following theorem relates the concepts of convergence and continuity.

Theorem 1.4

If f is a function defined on a set X of real numbers and $x_0 \in X$, then the following statements are equivalent:

- a. f is continuous at x_0 ;
- b. If $\{x_n\}_{n=1}^{\infty}$ is any sequence in X converging to x_0 , then $\lim_{n \rightarrow \infty} f(x_n) = f(x_0)$. ■

The functions we consider when discussing numerical methods are assumed to be continuous since this is a minimal requirement for predictable behavior. Functions that are not continuous can skip over points of interest, which can cause difficulties when attempting to approximate a solution to a problem. More sophisticated assumptions about a function generally lead to better approximation results. For example, a function with a smooth

graph will normally behave more predictably than one with numerous jagged features. The smoothness condition relies on the concept of the derivative.

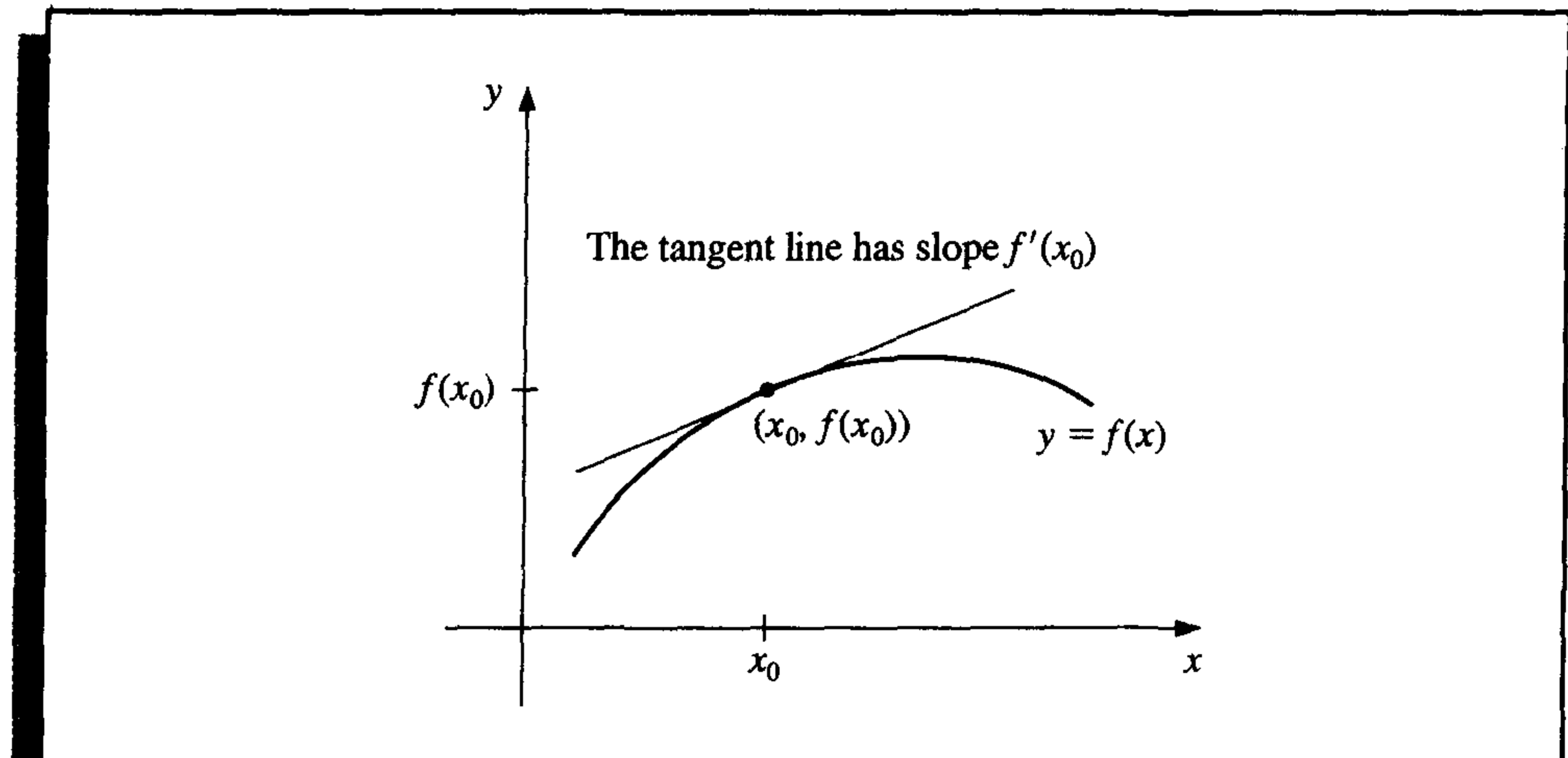
Definition 1.5

Let f be a function defined in an open interval containing x_0 . The function f is **differentiable** at x_0 if

$$f'(x_0) = \lim_{x \rightarrow x_0} \frac{f(x) - f(x_0)}{x - x_0}$$

exists. The number $f'(x_0)$ is called the **derivative** of f at x_0 . A function that has a derivative at each number in a set X is **differentiable** on X .

The derivative of f at x_0 is the slope of the tangent line to the graph of f at $(x_0, f(x_0))$, as shown in Figure 1.2. ■

Figure 1.2**Theorem 1.6**

If the function f is differentiable at x_0 , then f is continuous at x_0 . ■

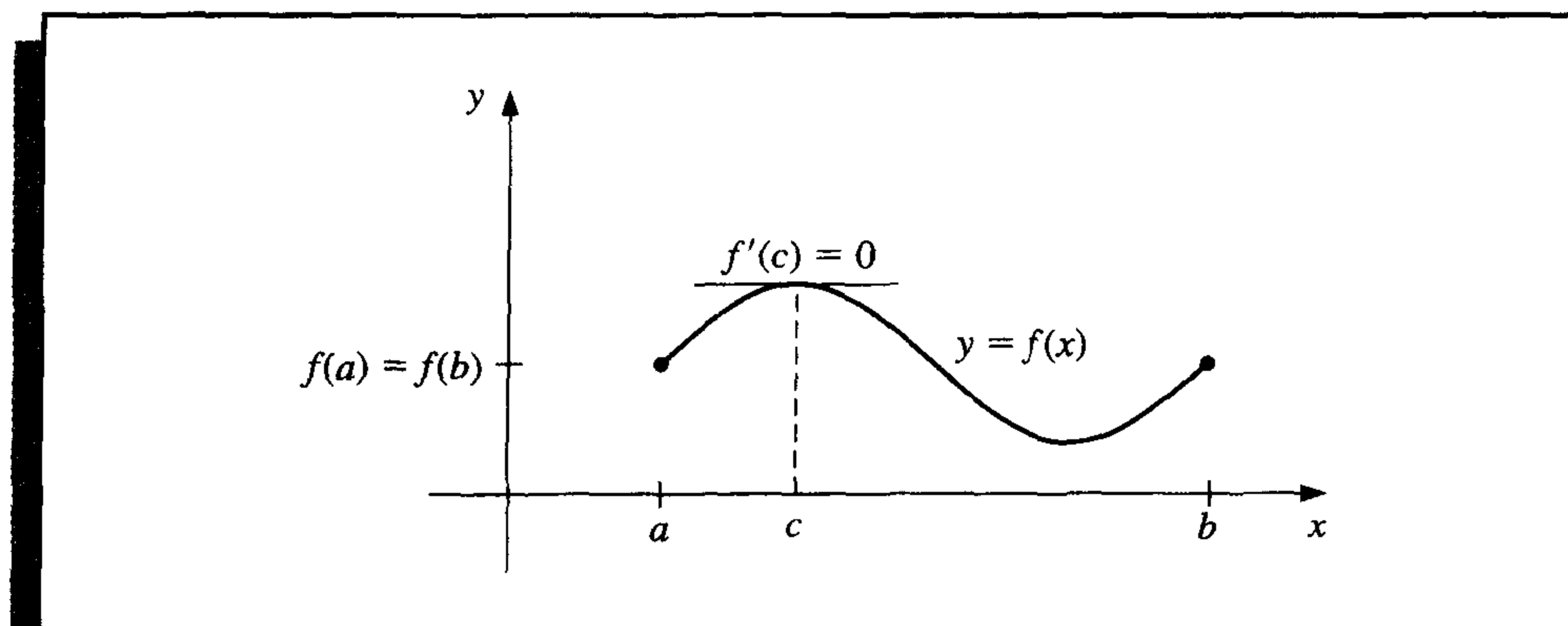
The set of all functions that have n continuous derivatives on X is denoted $C^n(X)$, and the set of functions that have derivatives of all orders on X is denoted $C^\infty(X)$. Polynomial, rational, trigonometric, exponential, and logarithmic functions are in $C^\infty(X)$, where X consists of all numbers for which the functions are defined. When X is an interval of the real line, we will again omit the parentheses in this notation.

The next theorems are of fundamental importance in deriving methods for error estimation. The proofs of these theorems and the other unreferenced results in this section can be found in any standard calculus text.

Theorem 1.7**(Rolle's Theorem)**

Suppose $f \in C[a, b]$ and f is differentiable on (a, b) . If $f(a) = f(b)$, then a number c in (a, b) exists with $f'(c) = 0$. (See Figure 1.3.) ■

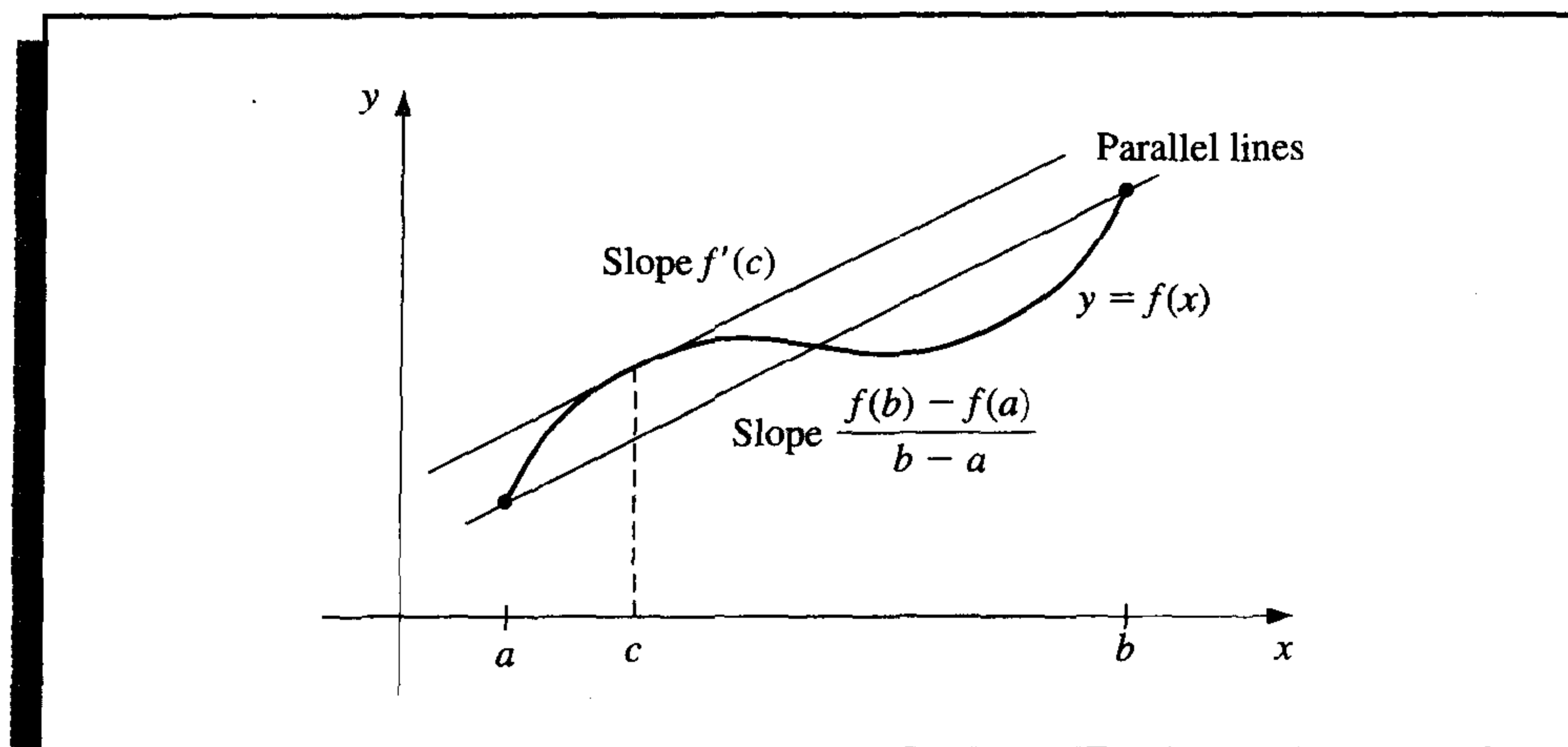
Figure 1.3

**Theorem 1.8 (Mean Value Theorem)**

If $f \in C[a, b]$ and f is differentiable on (a, b) , then a number c in (a, b) exists with

$$f'(c) = \frac{f(b) - f(a)}{b - a}. \quad (\text{See Figure 1.4.}) \quad \blacksquare$$

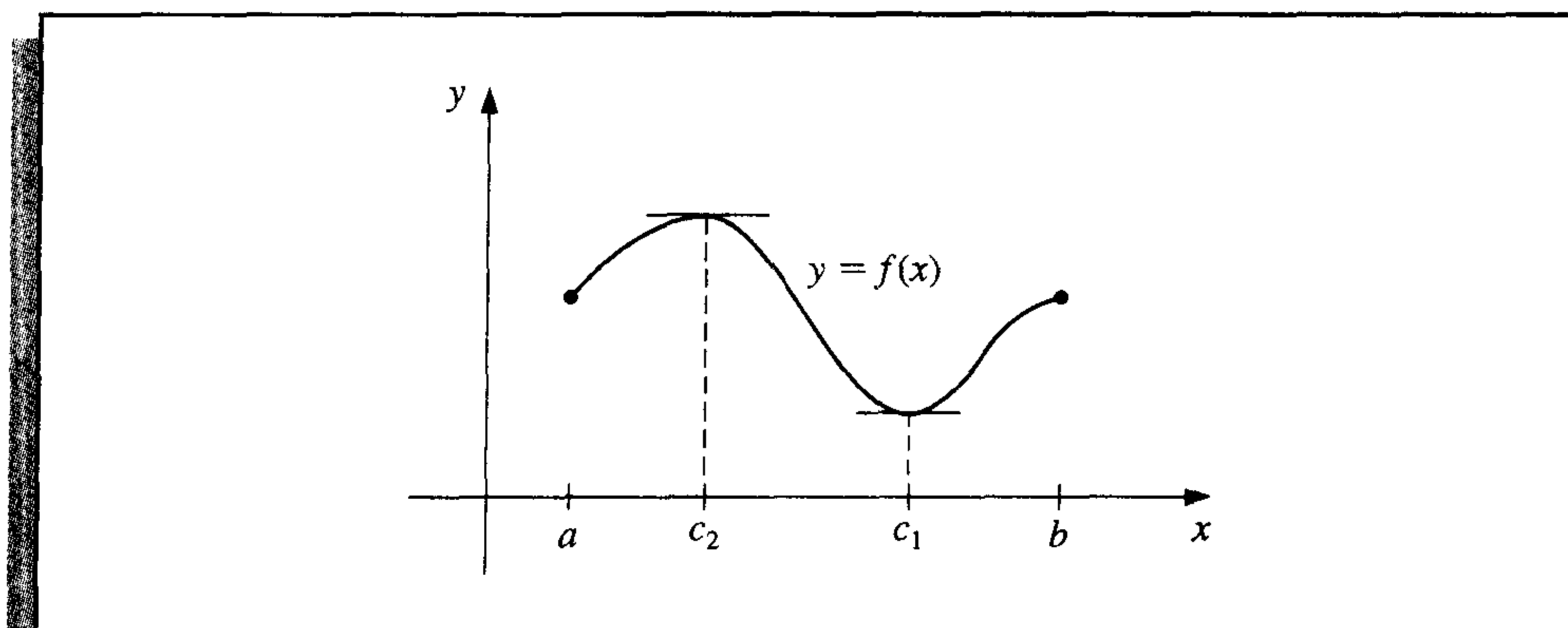
Figure 1.4

**Theorem 1.9 (Extreme Value Theorem)**

If $f \in C[a, b]$, then $c_1, c_2 \in [a, b]$ exist with $f(c_1) \leq f(x) \leq f(c_2)$, for all $x \in [a, b]$. In addition, if f is differentiable on (a, b) , then the numbers c_1 and c_2 occur either at the endpoints of $[a, b]$ or where f' is zero. (See Figure 1.5.) \blacksquare

As mentioned in the preface, we will use the computer algebra system Maple whenever appropriate. Computer algebra systems are particularly useful for symbolic differentiation and plotting graphs. Both techniques are illustrated in Example 1.

Figure 1.5



EXAMPLE 1 Find $\max_{a \leq x \leq b} |f(x)|$ for

$$f(x) = 5 \cos 2x - 2x \sin 2x$$

on the intervals $[1, 2]$ and $[0.5, 1]$.

We first illustrate the graphing capabilities of Maple. To access the graphing package, enter the command

```
>with(plots);
```

The commands within the package are then displayed. We define f by entering

```
>f:= 5*cos(2*x)-2*x*sin(2*x);
```

The response from Maple is

$$f := 5 \cos(2x) - 2x \sin(2x)$$

To graph f on the interval $[0.5, 2]$, use the command

```
>plot(f,x=0.5..2);
```

The graph appears as shown in Figure 1.6, and we can determine the coordinates of any point of the graph by moving the mouse pointer to the desired point and clicking the left mouse button. This technique can be used to estimate axis intercepts and extrema of functions.

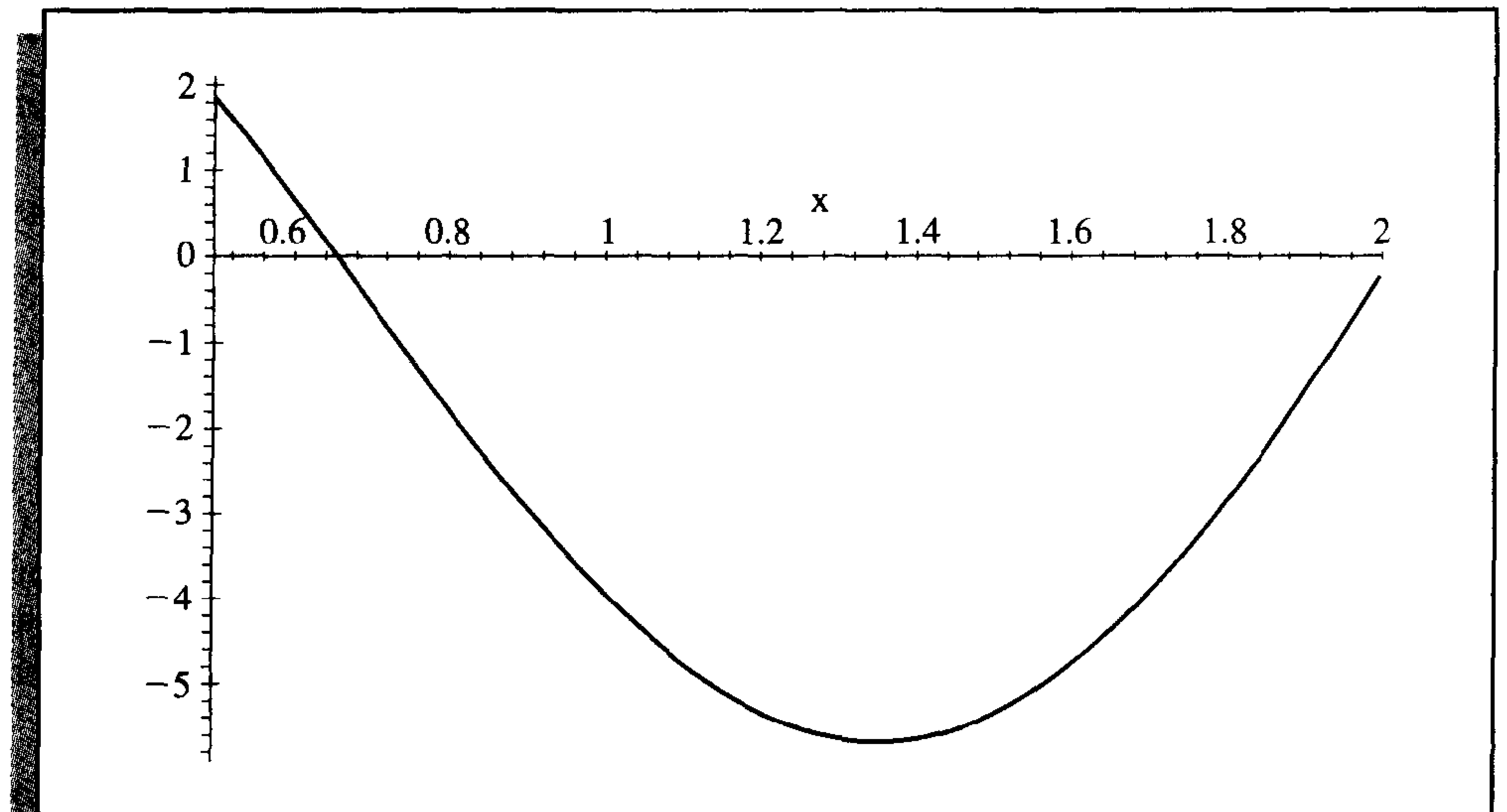
We complete the example using the Extreme Value Theorem. First, consider the interval $[1, 2]$. To obtain the first derivative $g = f'$, enter

```
>g:=diff(f,x);
```

Maple gives

$$g := -12 \sin(2x) - 4x \cos(2x)$$

Figure 1.6



We can then solve $g(x) = 0$, for $1 \leq x \leq 2$, with the command

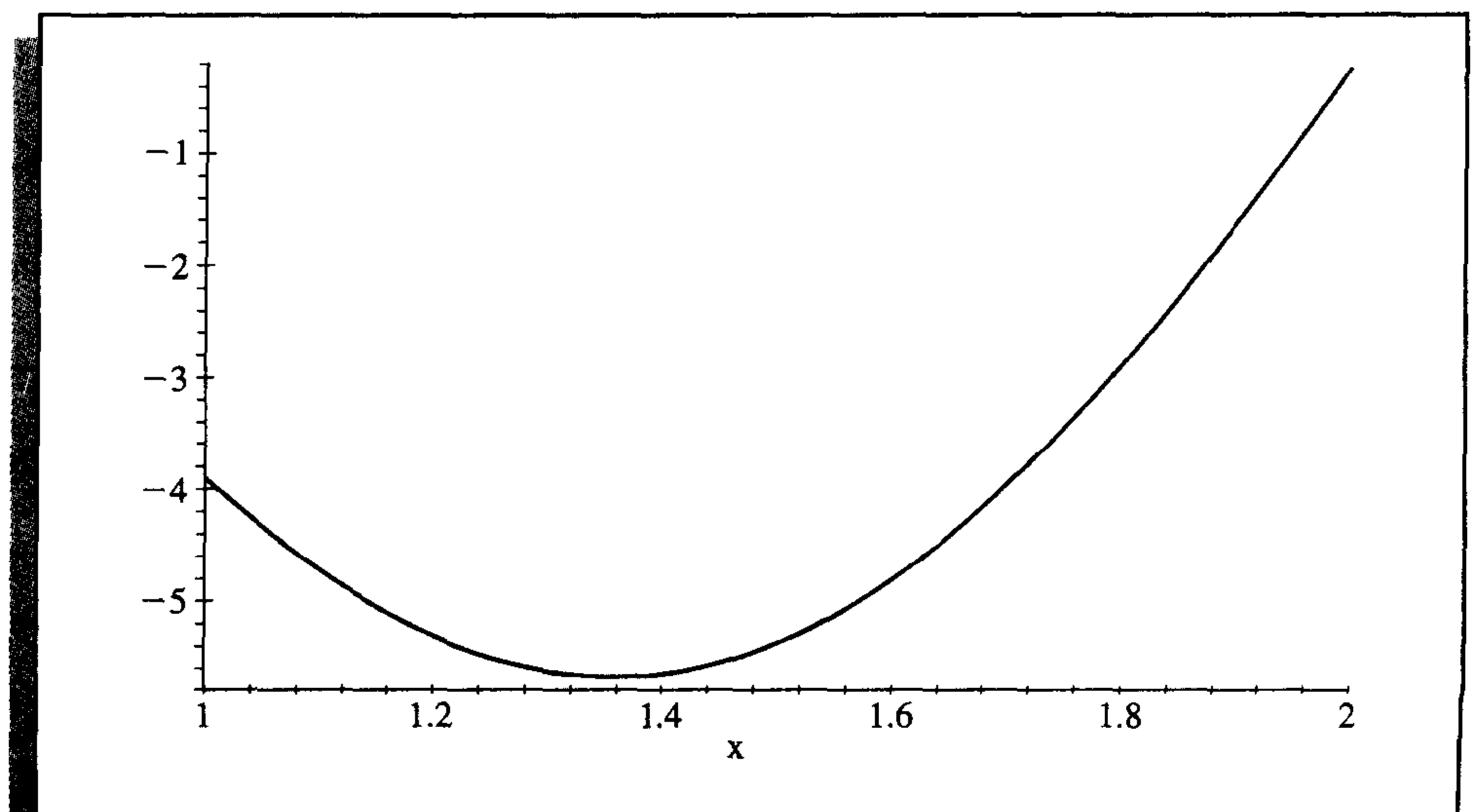
```
>fsolve(g,x,1..2);
```

obtaining 1.358229874, and compute $f(1.358229874)$ using

```
>evalf(subs(x=1.358229874,f));
```

Since $f(1) = -3.899329037$ and $f(2) = -0.241008124$, we have, for the interval $[1, 2]$, a maximum value of $f(2) = -0.241008124$ as illustrated in Figure 1.7, and a

Figure 1.7



minimum of approximately $f(1.358229874) = -5.675301338$. Hence,

$$\max_{1 \leq x \leq 2} |5 \cos 2x - 2x \sin 2x| \approx |f(1.358229874)| = 5.675301338.$$

If we try to solve $g(x) = 0$, for $0.5 \leq x \leq 1$, we find that when we enter

```
>fsolve(g,x,0.5..1);
```

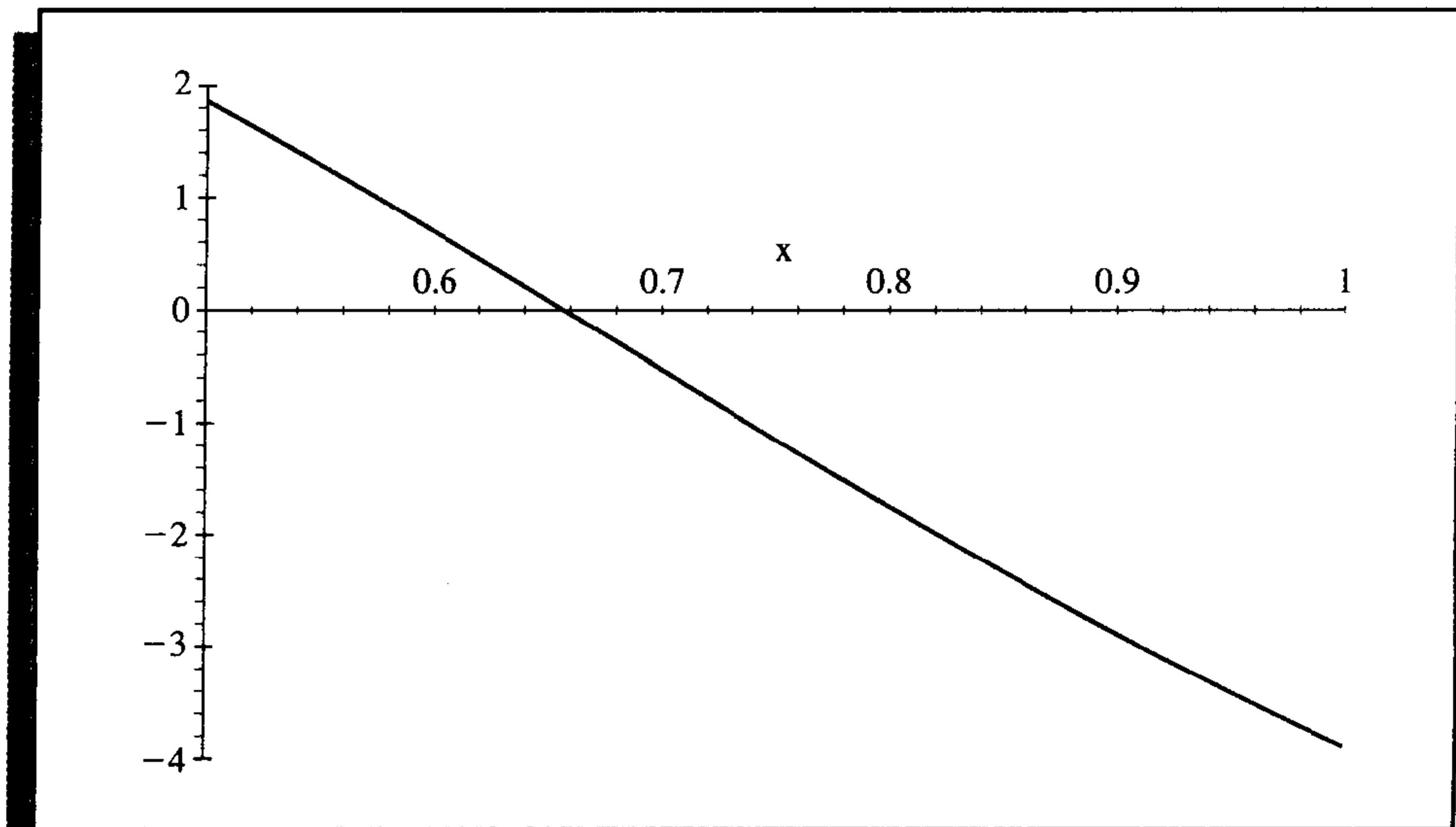
Maple responds with

```
fsolve(-12 sin(2x) - 4x cos(2x), x, .5..1)
```

which indicates that Maple could not find a solution in $[0.5, 1]$. If you graph g , you will see that there is no solution in this interval, and the maximum occurs at an endpoint. Hence, f' is never 0 in $[0.5, 1]$, as shown in Figure 1.8, and, since $f(0.5) = 1.860040545$ and $f(1) = -3.899329037$, we have

$$\max_{0.5 \leq x \leq 1} |5 \cos 2x - 2x \sin 2x| = |f(1)| = 3.899329037. \quad \blacksquare$$

Figure 1.8



The other basic concept of calculus that will be used extensively is the Riemann integral.

Definition 1.10 The **Riemann integral** of the function f on the interval $[a, b]$ is the following limit, provided it exists:

$$\int_a^b f(x) dx = \lim_{\max \Delta x_i \rightarrow 0} \sum_{i=1}^n f(z_i) \Delta x_i,$$

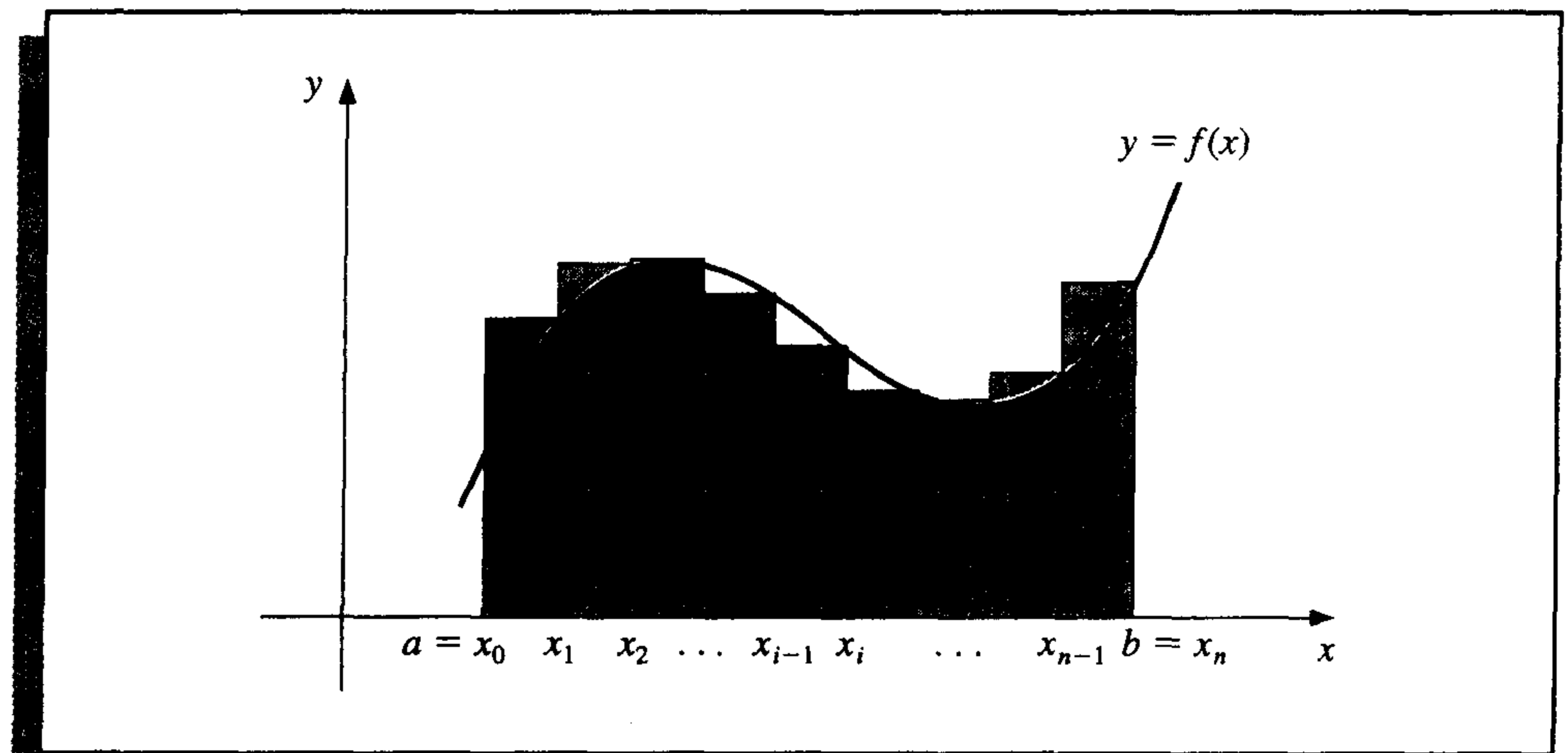
where the numbers x_0, x_1, \dots, x_n satisfy $a = x_0 \leq x_1 \leq \dots \leq x_n = b$, and where $\Delta x_i = x_i - x_{i-1}$, for each $i = 1, 2, \dots, n$, and z_i is arbitrarily chosen in the interval $[x_{i-1}, x_i]$. ■

Every continuous function f on $[a, b]$ is Riemann integrable on $[a, b]$. This permits us to choose, for computational convenience, the points x_i to be equally spaced in $[a, b]$, and for each $i = 1, 2, \dots, n$, to choose $z_i = x_i$. In this case,

$$\int_a^b f(x) dx = \lim_{n \rightarrow \infty} \frac{b-a}{n} \sum_{i=1}^n f(x_i),$$

where the numbers shown in Figure 1.9 as x_i are $x_i = a + i(b-a)/n$.

Figure 1.9



Two other results will be needed in our study of numerical analysis. The first is a generalization of the usual Mean Value Theorem for Integrals.

Theorem 1.11 (Weighted Mean Value Theorem for Integrals)

Suppose $f \in C[a, b]$, the Riemann integral of g exists on $[a, b]$, and $g(x)$ does not change sign on $[a, b]$. Then there exists a number c in (a, b) with

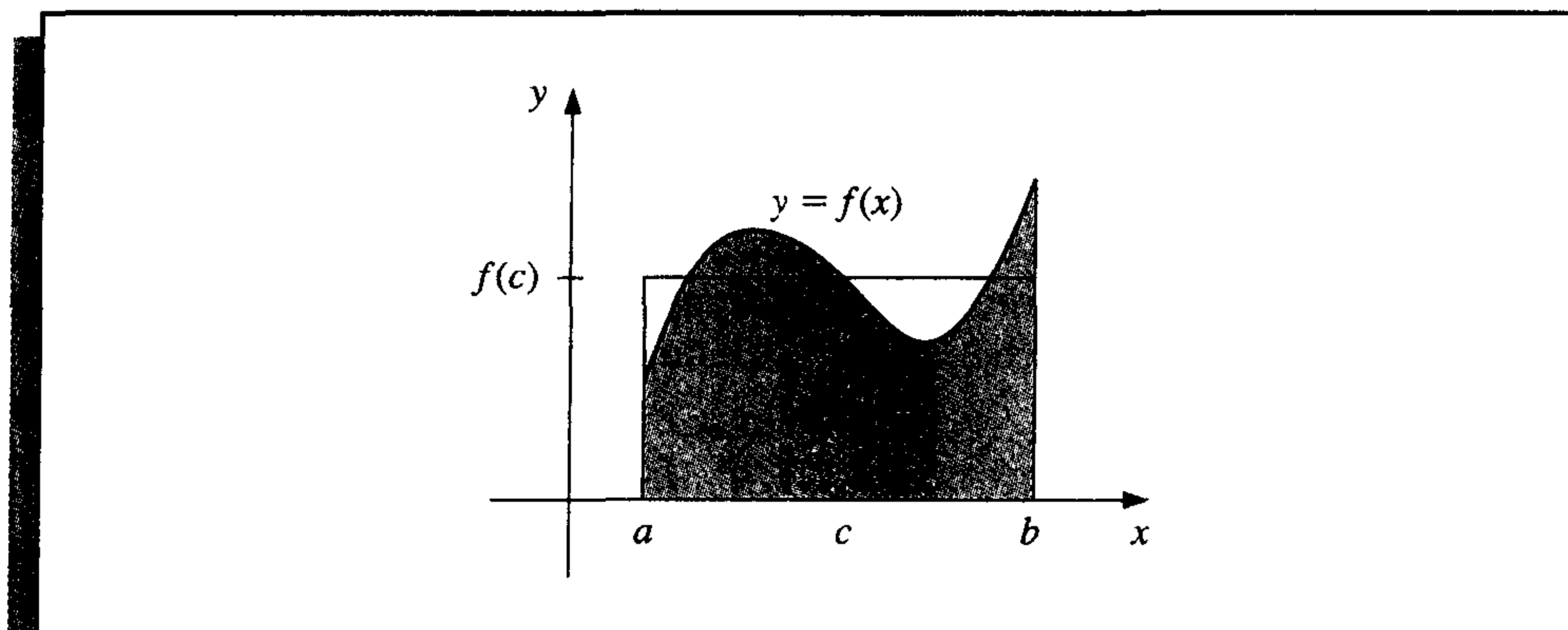
$$\int_a^b f(x)g(x) dx = f(c) \int_a^b g(x) dx. \quad \blacksquare$$

When $g(x) \equiv 1$, Theorem 1.11 is the usual Mean Value Theorem for Integrals. It gives the **average value** of the function f over the interval $[a, b]$ as

$$f(c) = \frac{1}{b-a} \int_a^b f(x) dx.$$

(See Figure 1.10.)

Figure 1.10



The proof of Theorem 1.11 is not generally given in a basic calculus course but can be found in most analysis texts (see, for example, [Fu, p. 162]).

The other theorem we will need that is not generally presented in a basic calculus course is derived by applying Rolle's Theorem successively to f , f' , \dots , and, finally, to $f^{(n-1)}$.

Theorem 1.12 (Generalized Rolle's Theorem)

Suppose $f \in C[a, b]$ is n times differentiable on (a, b) . If $f(x)$ is zero at the $n + 1$ distinct numbers x_0, \dots, x_n in $[a, b]$, then a number c in (a, b) exists with $f^{(n)}(c) = 0$. ■

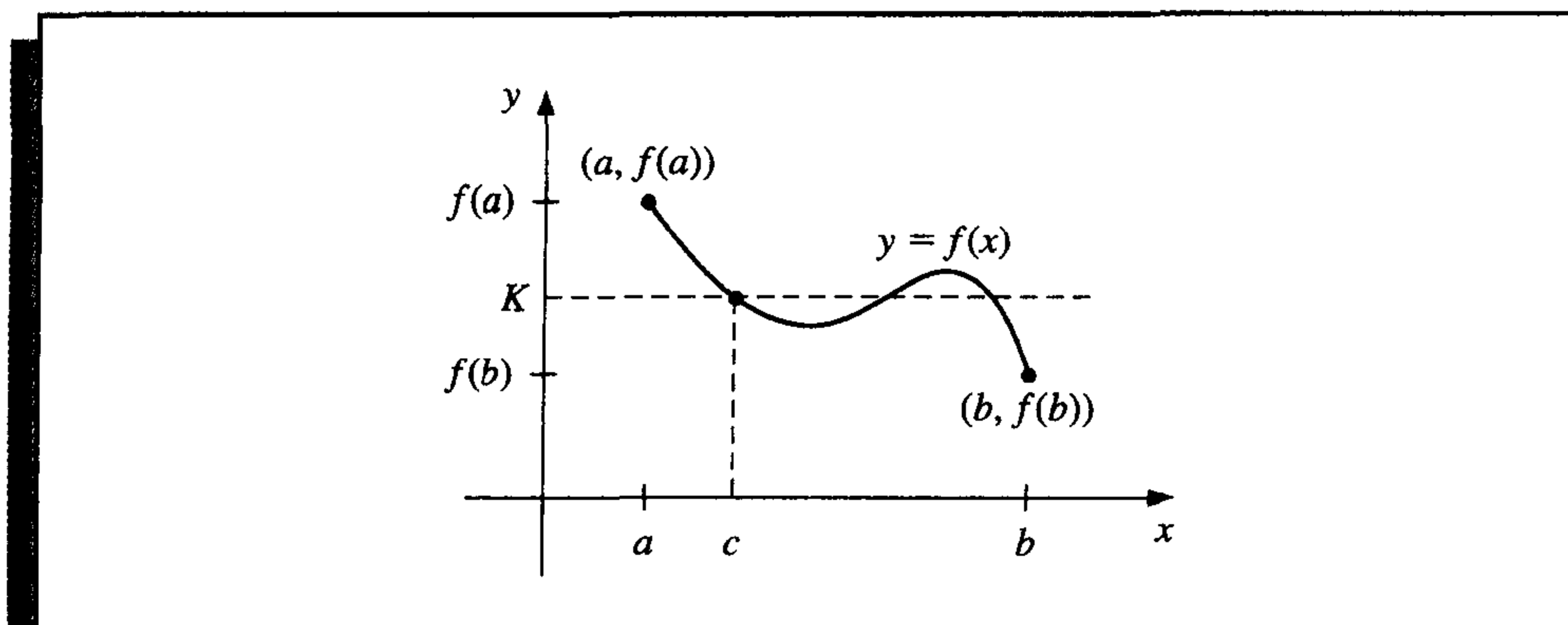
The next theorem is the Intermediate Value Theorem. Although its statement seems reasonable, the proof is beyond the scope of the usual calculus course. It can, however, be found in most analysis texts (see, for example, [Fu, p. 67]).

Theorem 1.13 (Intermediate Value Theorem)

If $f \in C[a, b]$ and K is any number between $f(a)$ and $f(b)$, then there exists a number c in (a, b) for which $f(c) = K$. ■

Figure 1.11 shows one choice for the number that is guaranteed by the Intermediate Value Theorem. In this example there are two other possibilities.

Figure 1.11



EXAMPLE 2

To show that $x^5 - 2x^3 + 3x^2 - 1 = 0$ has a solution in the interval $[0, 1]$, consider $f(x) = x^5 - 2x^3 + 3x^2 - 1$. Since

$$f(0) = -1 < 0 < 1 = f(1)$$

and f is continuous, the Intermediate Value Theorem implies that a number x exists with $0 < x < 1$, for which $x^5 - 2x^3 + 3x^2 - 1 = 0$. ■

As seen in Example 2, the Intermediate Value Theorem is used to determine when solutions to certain problems exist. It does not, however, give an efficient means for finding these solutions. This topic is considered in Chapter 2.

The final theorem in this review from calculus describes the Taylor polynomials. These polynomials are used extensively in numerical analysis.

Theorem 1.14 (Taylor's Theorem)

Suppose $f \in C^n[a, b]$, that $f^{(n+1)}$ exists on $[a, b]$, and $x_0 \in [a, b]$. For every $x \in [a, b]$, there exists a number $\xi(x)$ between x_0 and x with

$$f(x) = P_n(x) + R_n(x),$$

where

$$\begin{aligned} P_n(x) &= f(x_0) + f'(x_0)(x - x_0) + \frac{f''(x_0)}{2!}(x - x_0)^2 + \cdots + \frac{f^{(n)}(x_0)}{n!}(x - x_0)^n \\ &= \sum_{k=0}^n \frac{f^{(k)}(x_0)}{k!}(x - x_0)^k \end{aligned}$$

and

$$R_n(x) = \frac{f^{(n+1)}(\xi(x))}{(n+1)!}(x - x_0)^{n+1}. \quad \blacksquare$$

Here $P_n(x)$ is called the **n th Taylor polynomial** for f about x_0 , and $R_n(x)$ is called the **remainder term** (or **truncation error**) associated with $P_n(x)$. The infinite series obtained by taking the limit of $P_n(x)$ as $n \rightarrow \infty$ is called the **Taylor series** for f about x_0 . In the case $x_0 = 0$, the Taylor polynomial is often called a **Maclaurin polynomial**, and the Taylor series is called a **Maclaurin series**.

The term **truncation error** refers to the error involved in using a truncated, or finite, summation to approximate the sum of an infinite series.

EXAMPLE 3

Determine (a) the second and (b) the third Taylor polynomials for $f(x) = \cos x$ about $x_0 = 0$, and use these polynomials to approximate $\cos(0.01)$. (c) Use the third Taylor polynomial and its remainder term to approximate $\int_0^{0.1} \cos x \, dx$.

Since $f \in C^\infty(\mathbb{R})$, Taylor's Theorem can be applied for any $n \geq 0$. Also,

$$f'(x) = -\sin x, \quad f''(x) = -\cos x, \quad f'''(x) = \sin x \quad \text{and} \quad f^{(4)}(x) = \cos x,$$

so

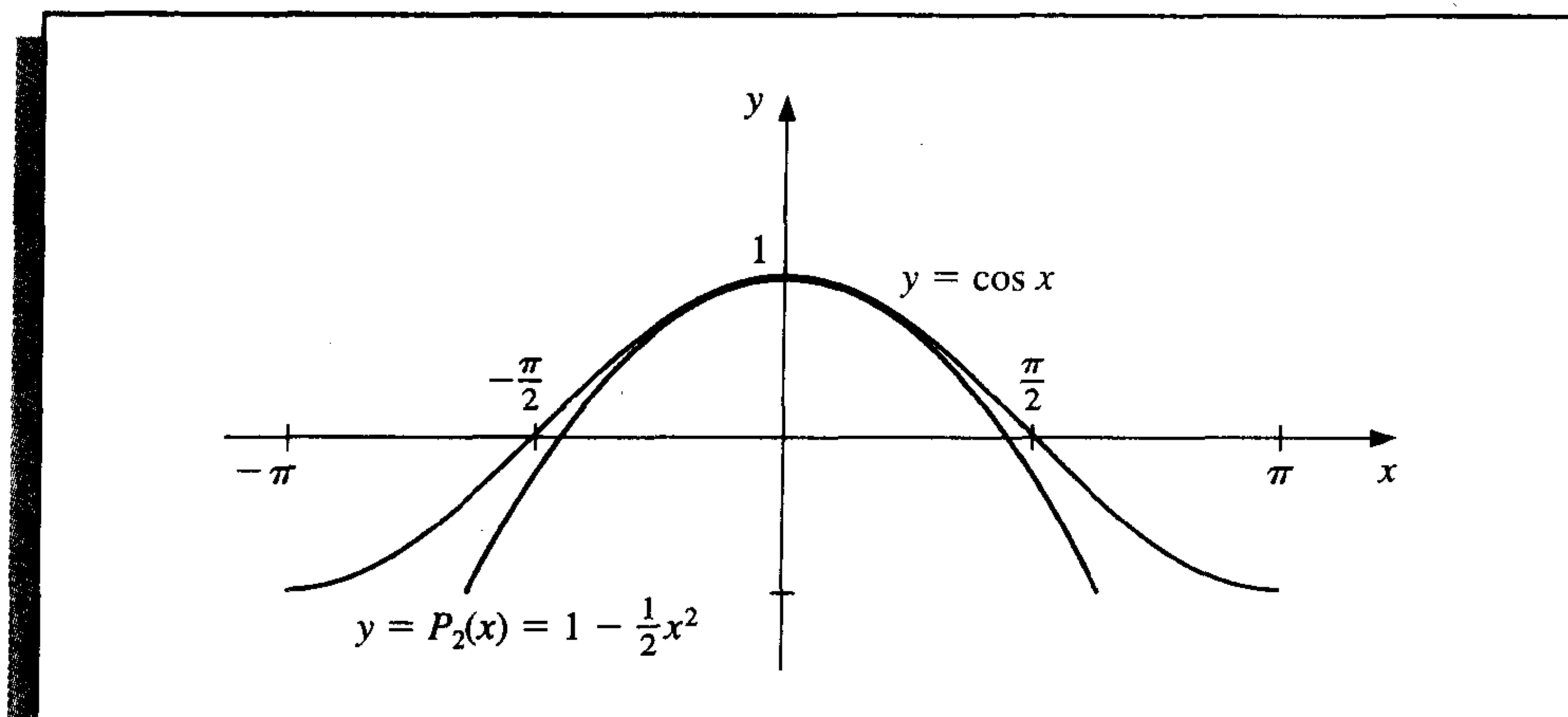
$$f(0) = 1, \quad f'(0) = 0, \quad f''(0) = -1 \quad \text{and} \quad f'''(0) = 0.$$

a. For $n = 2$ and $x_0 = 0$, we have

$$\cos x = 1 - \frac{1}{2}x^2 + \frac{1}{6}x^3 \sin \xi(x),$$

where $\xi(x)$ is a number between 0 and x . (See Figure 1.12.)

Figure 1.12



With $x = 0.01$, the Taylor polynomial and remainder term are

$$\begin{aligned} \cos 0.01 &= 1 - \frac{1}{2}(0.01)^2 + \frac{1}{6}(0.01)^3 \sin \xi(x) \\ &= 0.99995 + 0.1\bar{6} \times 10^{-6} \sin \xi(x), \end{aligned}$$

where $0 < \xi(x) < 0.01$. (The bar over the 6 in 0.16 is used to indicate that this digit repeats indefinitely.) Since $|\sin \xi(x)| < 1$ for all x , we have

$$|\cos 0.01 - 0.99995| \leq 0.1\bar{6} \times 10^{-6},$$

so the approximation 0.99995 matches at least the first five digits of $\cos 0.01$, and

$$\begin{aligned} 0.9999483 &< 0.99995 - 1.6 \times 10^{-6} \leq \cos 0.01 \leq 0.99995 + 1.6 \times 10^{-6} \\ &< 0.9999517. \end{aligned}$$

The error bound is much larger than the actual error. This is due in part to the poor bound we used for $|\sin \xi(x)|$. It can be shown that for all values of x , we have $|\sin x| \leq |x|$. Since $0 \leq \xi < 0.01$, we could have used the fact that $|\sin \xi(x)| \leq 0.01$ in the error formula, producing the bound $0.1\bar{6} \times 10^{-8}$.

- b. Since $f'''(0) = 0$, the third Taylor polynomial with remainder term about $x_0 = 0$ is

$$\cos x = 1 - \frac{1}{2}x^2 + \frac{1}{24}x^4 \cos \tilde{\xi}(x),$$

where $0 < \tilde{\xi}(x) < 0.01$. The approximating polynomial remains the same, and the approximation is still 0.99995, but we now have a much better accuracy assurance. Since $|\cos \tilde{\xi}(x)| \leq 1$ for all x , we have

$$\left| \frac{1}{24}x^4 \cos \tilde{\xi}(x) \right| \leq \frac{1}{24}(0.01)^4(1) \approx 4.2 \times 10^{-10}.$$

So

$$|\cos 0.01 - 0.99995| \leq 4.2 \times 10^{-10},$$

and

$$\begin{aligned} 0.99994999958 &= 0.99995 - 4.2 \times 10^{-10} \\ &\leq \cos 0.01 \leq 0.99995 + 4.2 \times 10^{-10} = 0.99995000042. \end{aligned}$$

The first two parts of this example illustrate the two objectives of numerical analysis. The first is to find an approximation, which the Taylor polynomials in both parts provide. The second is to determine the accuracy of the approximation. In this case, the third Taylor polynomial was much more informative than the second, even though both polynomials gave the same approximation.

- c. Using the third Taylor polynomial gives

$$\begin{aligned} \int_0^{0.1} \cos x \, dx &= \int_0^{0.1} \left(1 - \frac{1}{2}x^2 \right) dx + \frac{1}{24} \int_0^{0.1} x^4 \cos \tilde{\xi}(x) \, dx \\ &= \left[x - \frac{1}{6}x^3 \right]_0^{0.1} + \frac{1}{24} \int_0^{0.1} x^4 \cos \tilde{\xi}(x) \, dx \\ &= 0.1 - \frac{1}{6}(0.1)^3 + \frac{1}{24} \int_0^{0.1} x^4 \cos \tilde{\xi}(x) \, dx. \end{aligned}$$

Therefore,

$$\int_0^{0.1} \cos x \, dx \approx 0.1 - \frac{1}{6}(0.1)^3 = 0.0998\bar{3}.$$

A bound for the error in this approximation is determined from the integral of the Taylor remainder term and the fact that $|\cos \tilde{\xi}(x)| \leq 1$ for all x :

$$\begin{aligned} \frac{1}{24} \left| \int_0^{0.1} x^4 \cos \tilde{\xi}(x) \, dx \right| &\leq \frac{1}{24} \int_0^{0.1} x^4 |\cos \tilde{\xi}(x)| \, dx \\ &\leq \frac{1}{24} \int_0^{0.1} x^4 \, dx = 8.\bar{3} \times 10^{-8}. \end{aligned}$$

Since the true value of this integral is

$$\int_0^{0.1} \cos x \, dx = \sin x \Big|_0^{0.1} = \sin 0.1 \approx 0.099833417,$$

the actual error for this approximation is 8.332×10^{-8} , which is within the error bound. ■

We could also use a CAS in Example 3. Using Maple, we define f by

```
>f:=cos(x);
```

Maple allows us to place multiple statements on a line and to use a colon to suppress Maple responses. For example, we obtain the third Taylor polynomial with

```
>s3:=taylor(f,x=0,4): p3:=convert(s3, polynom);
```

The first part computes the Taylor series with four terms (degree 3) and remainder expanded about $x_0 = 0$. The second part converts the series $s3$ to the polynomial $p3$ by dropping the remainder. To obtain 11 decimal digits of display we enter

```
>Digits:=11;
```

and evaluate $f(0.01)$, $P_3(0.01)$, and $|f(0.01) - P_3(0.01)|$ with

```
>y1:=evalf(subs(x=0.01,f));
>y2:=evalf(subs(x=0.01,p3));
>err:=abs(y1-y2);
```

This produces $y_1 = f(0.01) = 0.99995000042$, $y_2 = P_3(0.01) = 0.99995000000$, and $|f(0.01) - P_3(0.01)| = .42 \times 10^{-9}$.

To obtain a graph similar to Figure 1.12, enter

```
>plot({ f,p3 },x=-Pi..Pi);
```

The commands for the integrals are

```
>q1:=int(f,x=0..0.1);
>q2:=int(p3,x=0..0.1);
>err:=abs(q1-q2);
```

which give the values

$$q_1 = \int_0^{0.1} f(x) \, dx = 0.099833416647 \quad \text{and} \quad q_2 = \int_0^{0.1} P_3(x) \, dx = 0.099833333333,$$

with error 0.83314×10^{-7} .

Parts (a) and (b) of the example show how two techniques can produce the same approximation but have differing accuracy assurances. Remember that determining approximations is only part of our objective. An equally important part is to determine at least a bound for the accuracy of the approximation.

EXERCISE SET 1.1

1. Show that the following equations have at least one solution in the given intervals.
 - a. $x \cos x - 2x^2 + 3x - 1 = 0$, $[0.2, 0.3]$ and $[1.2, 1.3]$
 - b. $(x - 2)^2 - \ln x = 0$, $[1, 2]$ and $[e, 4]$
 - c. $2x \cos(2x) - (x - 2)^2 = 0$, $[2, 3]$ and $[3, 4]$
 - d. $x - (\ln x)^x = 0$, $[4, 5]$
2. Find intervals containing solutions to the following equations.
 - a. $x - 3^{-x} = 0$
 - b. $4x^2 - e^x = 0$
 - c. $x^3 - 2x^2 - 4x + 3 = 0$
 - d. $x^3 + 4.001x^2 + 4.002x + 1.101 = 0$
3. Show that $f'(x)$ is 0 at least once in the given intervals.
 - a. $f(x) = 1 - e^x + (e - 1) \sin((\pi/2)x)$, $[0, 1]$
 - b. $f(x) = (x - 1) \tan x + x \sin \pi x$, $[0, 1]$
 - c. $f(x) = x \sin \pi x - (x - 2) \ln x$, $[1, 2]$
 - d. $f(x) = (x - 2) \sin x \ln(x + 2)$, $[-1, 3]$
4. Find $\max_{a \leq x \leq b} |f(x)|$ for the following functions and intervals.
 - a. $f(x) = (2 - e^x + 2x)/3$, $[0, 1]$
 - b. $f(x) = (4x - 3)/(x^2 - 2x)$, $[0.5, 1]$
 - c. $f(x) = 2x \cos(2x) - (x - 2)^2$, $[2, 4]$
 - d. $f(x) = 1 + e^{-\cos(x-1)}$, $[1, 2]$
5. Use the Intermediate Value Theorem and Rolle's Theorem to show that the graph of $f(x) = x^3 + 2x + k$ crosses the x -axis exactly once, regardless of the value of the constant k .
6. Suppose $f \in C[a, b]$ and $f'(x)$ exists on (a, b) . Show that if $f'(x) \neq 0$ for all x in (a, b) , then there can exist at most one number p in $[a, b]$ with $f(p) = 0$.
7. Let $f(x) = x^3$.
 - a. Find the second Taylor polynomial $P_2(x)$ about $x_0 = 0$.
 - b. Find $R_2(0.5)$ and the actual error in using $P_2(0.5)$ to approximate $f(0.5)$.
 - c. Repeat part (a) using $x_0 = 1$.
 - d. Repeat part (b) using the polynomial from part (c).
8. Find the third Taylor polynomial $P_3(x)$ for the function $f(x) = \sqrt{x+1}$ about $x_0 = 0$. Approximate $\sqrt{0.5}$, $\sqrt{0.75}$, $\sqrt{1.25}$, and $\sqrt{1.5}$ using $P_3(x)$, and find the actual errors.
9. Find the second Taylor polynomial $P_2(x)$ for the function $f(x) = e^x \cos x$ about $x_0 = 0$.
 - a. Use $P_2(0.5)$ to approximate $f(0.5)$. Find an upper bound for error $|f(0.5) - P_2(0.5)|$ using the error formula, and compare it to the actual error.
 - b. Find a bound for the error $|f(x) - P_2(x)|$ in using $P_2(x)$ to approximate $f(x)$ on the interval $[0, 1]$.
 - c. Approximate $\int_0^1 f(x) dx$ using $\int_0^1 P_2(x) dx$.
 - d. Find an upper bound for the error in (c) using $\int_0^1 |R_2(x) dx|$, and compare the bound to the actual error.
10. Repeat Exercise 9 using $x_0 = \pi/6$.
11. Find the third Taylor polynomial $P_3(x)$ for the function $f(x) = (x - 1) \ln x$ about $x_0 = 1$.

- a. Use $P_3(0.5)$ to approximate $f(0.5)$. Find an upper bound for error $|f(0.5) - P_3(0.5)|$ using the error formula, and compare it to the actual error.
 - b. Find a bound for the error $|f(x) - P_3(x)|$ in using $P_3(x)$ to approximate $f(x)$ on the interval $[0.5, 1.5]$.
 - c. Approximate $\int_{0.5}^{1.5} f(x) dx$ using $\int_{0.5}^{1.5} P_3(x) dx$.
 - d. Find an upper bound for the error in (c) using $\int_{0.5}^{1.5} |R_3(x) dx|$, and compare the bound to the actual error.
12. Let $f(x) = 2x \cos(2x) - (x - 2)^2$ and $x_0 = 0$.
 - a. Find the third Taylor polynomial $P_3(x)$, and use it to approximate $f(0.4)$.
 - b. Use the error formula in Taylor's Theorem to find an upper bound for the error $|f(0.4) - P_3(0.4)|$. Compute the actual error.
 - c. Find the fourth Taylor polynomial $P_4(x)$, and use it to approximate $f(0.4)$.
 - d. Use the error formula in Taylor's Theorem to find an upper bound for the error $|f(0.4) - P_4(0.4)|$. Compute the actual error.
 13. Find the fourth Taylor polynomial $P_4(x)$ for the function $f(x) = xe^{x^2}$ about $x_0 = 0$.
 - a. Find an upper bound for $|f(x) - P_4(x)|$, for $0 \leq x \leq 0.4$.
 - b. Approximate $\int_0^{0.4} f(x) dx$ using $\int_0^{0.4} P_4(x) dx$.
 - c. Find an upper bound for the error in (b) using $\int_0^{0.4} P_4(x) dx$.
 - d. Approximate $f'(0.2)$ using $P_4'(0.2)$, and find the error.
 14. Use the error term of a Taylor polynomial to estimate the error involved in using $\sin x \approx x$ to approximate $\sin 1^\circ$.
 15. Use a Taylor polynomial about $\pi/4$ to approximate $\cos 42^\circ$ to an accuracy of 10^{-6} .
 16. Let $f(x) = e^{x/2} \sin(x/3)$. Use Maple to determine the following.
 - a. The third Maclaurin polynomial $P_3(x)$.
 - b. $f^{(4)}(x)$ and a bound for the error $|f(x) - P_3(x)|$ on $[0, 1]$.
 17. Let $f(x) = \ln(x^2 + 2)$. Use Maple to determine the following.
 - a. The Taylor polynomial $P_3(x)$ for f expanded about $x_0 = 1$.
 - b. The maximum error $|f(x) - P_3(x)|$, for $0 \leq x \leq 1$.
 - c. The Maclaurin polynomial $\tilde{P}_3(x)$ for f .
 - d. The maximum error $|f(x) - \tilde{P}_3(x)|$, for $0 \leq x \leq 1$.
 - e. Does $P_3(0)$ approximate $f(0)$ better than $\tilde{P}_3(1)$ approximates $f(1)$?
 18. Let $f(x) = (1 - x)^{-1}$ and $x_0 = 0$. Find the n th Taylor polynomial $P_n(x)$ for $f(x)$ about x_0 . Find a value of n necessary for $P_n(x)$ to approximate $f(x)$ to within 10^{-6} on $[0, 0.5]$.
 19. Let $f(x) = e^x$ and $x_0 = 0$. Find the n th Taylor polynomial $P_n(x)$ for $f(x)$ about x_0 . Find a value of n necessary for $P_n(x)$ to approximate $f(x)$ to within 10^{-6} on $[0, 0.5]$.
 20. Find the n th Maclaurin polynomial $P_n(x)$ for $f(x) = \arctan x$.
 21. The polynomial $P_2(x) = 1 - \frac{1}{2}x^2$ is to be used to approximate $f(x) = \cos x$ in $[-\frac{1}{2}, \frac{1}{2}]$. Find a bound for the maximum error.
 22. The n th Taylor polynomial for a function f at x_0 is sometimes referred to as the polynomial of degree at most n that "best" approximates f near x_0 .
 - a. Explain why this description is accurate.
 - b. Find the quadratic polynomial that best approximates a function f near $x_0 = 1$ if the tangent line at $x_0 = 1$ has equation $y = 4x - 1$, and if $f''(1) = 6$.
 23. A Maclaurin polynomial for e^x is used to give the approximation 2.5 to e . The error bound in this approximation is established to be $E = \frac{1}{6}$. Find a bound for the error in E .

24. The *error function* defined by

$$\operatorname{erf}(x) = \frac{2}{\sqrt{\pi}} \int_0^x e^{-t^2} dt$$

gives the probability that any one of a series of trials will lie within x units of the mean, assuming that the trials have a normal distribution with mean 0 and standard deviation $\sqrt{2}/2$. This integral cannot be evaluated in terms of elementary functions, so an approximating technique must be used.

- a. Integrate the Maclaurin series for e^{-x^2} to show that

$$\operatorname{erf}(x) = \frac{2}{\sqrt{\pi}} \sum_{k=0}^{\infty} \frac{(-1)^k x^{2k+1}}{(2k+1)k!}.$$

- b. The error function can also be expressed in the form

$$\operatorname{erf}(x) = \frac{2}{\sqrt{\pi}} e^{-x^2} \sum_{k=0}^{\infty} \frac{2^k x^{2k+1}}{1 \cdot 3 \cdot 5 \cdots (2k+1)}.$$

Verify that the two series agree for $k = 1, 2, 3$, and 4. [*Hint:* Use the Maclaurin series for e^{-x^2} .]

- c. Use the series in part (a) to approximate $\operatorname{erf}(1)$ to within 10^{-7} .
- d. Use the same number of terms as in part (c) to approximate $\operatorname{erf}(1)$ with the series in part (b).
- e. Explain why difficulties occur using the series in part (b) to approximate $\operatorname{erf}(x)$.
25. A function $f : [a, b] \rightarrow \mathbb{R}$ is said to satisfy a *Lipschitz condition* with Lipschitz constant L on $[a, b]$ if, for every $x, y \in [a, b]$, we have $|f(x) - f(y)| \leq L|x - y|$.
- a. Show that if f satisfies a Lipschitz condition with Lipschitz constant L on an interval $[a, b]$, then $f \in C[a, b]$.
- b. Show that if f has a derivative that is bounded on $[a, b]$ by L , then f satisfies a Lipschitz condition with Lipschitz constant L on $[a, b]$.
- c. Give an example of a function that is continuous on a closed interval but does not satisfy a Lipschitz condition on the interval.
26. Suppose $f \in C[a, b]$, that x_1 and x_2 are in $[a, b]$, and that c_1 and c_2 are positive constants. Show that a number ξ exists between x_1 and x_2 with

$$f(\xi) = \frac{c_1 f(x_1) + c_2 f(x_2)}{c_1 + c_2}.$$

27. Let $f \in C[a, b]$, and let p be in the open interval (a, b) .
- a. Suppose $f(p) \neq 0$. Show that a $\delta > 0$ exists with $f(x) \neq 0$, for all x in $[p - \delta, p + \delta]$, with $[p - \delta, p + \delta]$ a subset of $[a, b]$.
- b. Suppose $f(p) = 0$ and $k > 0$ is given. Show that a $\delta > 0$ exists with $|f(x)| \leq k$, for all x in $[p - \delta, p + \delta]$, with $[p - \delta, p + \delta]$ a subset of $[a, b]$.

Any positive real number within the numerical range of the machine can be normalized to the form

$$y = 0.d_1d_2 \dots d_k d_{k+1} d_{k+2} \dots \times 10^n.$$

The floating-point form of y , denoted $fl(y)$, is obtained by terminating the mantissa of y at k decimal digits. There are two ways of performing this termination. One method, called **chopping**, is to simply chop off the digits $d_{k+1}d_{k+2} \dots$ to obtain

$$fl(y) = 0.d_1d_2 \dots d_k \times 10^n.$$

The other method, called **rounding**, adds $5 \times 10^{n-(k+1)}$ to y and then chops the result to obtain a number of the form

$$fl(y) = 0.\delta_1\delta_2 \dots \delta_k \times 10^n.$$

So, when rounding, if $d_{k+1} \geq 5$, we add 1 to d_k to obtain $fl(y)$; that is, we *round up*. When $d_{k+1} < 5$, we merely chop off all but the first k digits; so we *round down*. If we round down, then $\delta_i = d_i$, for each $i = 1, 2, \dots, k$. However, if we round up, the digits might change.

EXAMPLE 1 The number π has an infinite decimal expansion of the form $\pi = 3.14159265 \dots$. Written in normalized decimal form, we have

$$\pi = 0.314159265 \dots \times 10^1.$$

The floating-point form of π using five-digit chopping is

$$fl(\pi) = 0.31415 \times 10^1 = 3.1415.$$

Since the sixth digit of the decimal expansion of π is a 9, the floating-point form of π using five-digit rounding is

$$fl(\pi) = (0.31415 + 0.00001) \times 10^1 = 3.1416. \quad \blacksquare$$

The error that results from replacing a number with its floating-point form is called **roundoff error** (regardless of whether the rounding or chopping method is used). The following definition describes two methods for measuring approximation errors.

Definition 1.15 If p^* is an approximation to p , the **absolute error** is $|p - p^*|$, and the **relative error** is $\frac{|p - p^*|}{|p|}$, provided that $p \neq 0$. ■

Consider the absolute and relative errors in representing p by p^* in the following example.

EXAMPLE 2 a. If $p = 0.3000 \times 10^1$ and $p^* = 0.3100 \times 10^1$, the absolute error is 0.1, and the relative error is $0.333\bar{3} \times 10^{-1}$.

- b. If $p = 0.3000 \times 10^{-3}$ and $p^* = 0.3100 \times 10^{-3}$, the absolute error is 0.1×10^{-4} , and the relative error is $0.333\bar{3} \times 10^{-1}$.
- c. If $p = 0.3000 \times 10^4$ and $p^* = 0.3100 \times 10^4$, the absolute error is 0.1×10^3 , and the relative error is again $0.333\bar{3} \times 10^{-1}$.

This example shows that the same relative error, $0.333\bar{3} \times 10^{-1}$, occurs for widely varying absolute errors. As a measure of accuracy, the absolute error can be misleading and the relative error more meaningful since the relative error takes into consideration the size of the value. ■

The following definition uses relative error to give a measure of significant digits of accuracy for an approximation.

Definition 1.16 The number p^* is said to approximate p to t **significant digits** (or figures) if t is the largest nonnegative integer for which

$$\frac{|p - p^*|}{|p|} < 5 \times 10^{-t}. \quad \blacksquare$$

Table 1.1 illustrates the continuous nature of significant digits by listing, for the various values of p , the least upper bound of $|p - p^*|$, denoted $\max |p - p^*|$, when p^* agrees with p to four significant digits.

Table 1.1

p	0.1	0.5	100	1000	5000	9990	10000
$\max p - p^* $	0.00005	0.00025	0.05	0.5	2.5	4.995	5.

Returning to the machine representation of numbers, we see that the floating-point representation $fl(y)$ for the number y has the relative error

$$\left| \frac{y - fl(y)}{y} \right|.$$

If k decimal digits and chopping are used for the machine representation of

$$y = 0.d_1d_2 \dots d_k d_{k+1} \dots \times 10^n,$$

then

$$\begin{aligned} \left| \frac{y - fl(y)}{y} \right| &= \left| \frac{0.d_1d_2 \dots d_k d_{k+1} \dots \times 10^n - 0.d_1d_2 \dots d_k \times 10^n}{0.d_1d_2 \dots \times 10^n} \right| \\ &= \left| \frac{0.d_{k+1}d_{k+2} \dots \times 10^{n-k}}{0.d_1d_2 \dots \times 10^n} \right| = \left| \frac{0.d_{k+1}d_{k+2} \dots}{0.d_1d_2 \dots} \right| \times 10^{-k}. \end{aligned}$$

Since $d_1 \neq 0$, the minimal value of the denominator is 0.1. The numerator is bounded above by 1. As a consequence,

$$\left| \frac{y - fl(y)}{y} \right| \leq \frac{1}{0.1} \times 10^{-k} = 10^{-k+1}.$$

In a similar manner, a bound for the relative error when using k -digit rounding arithmetic is $0.5 \times 10^{-k+1}$. (See Exercise 24.)

Note that the bounds for the relative error using k -digit arithmetic are independent of the number being represented. This result is due to the manner in which the machine numbers are distributed along the real line. Because of the exponential form of the characteristic, the same number of decimal machine numbers is used to represent each of the intervals $[0.1, 1]$, $[1, 10]$, and $[10, 100]$. In fact, within the limits of the machine, the number of decimal machine numbers in $[10^n, 10^{n+1}]$ is constant for all integers n .

In addition to inaccurate representation of numbers, the arithmetic performed in a computer is not exact. The arithmetic involves manipulating binary digits by various shifting, or logical, operations. Since the actual mechanics of these operations are not pertinent to this presentation, we shall devise our own approximation to computer arithmetic. Although our arithmetic will not give the exact picture, it suffices to explain the problems that occur. (For an explanation of the manipulations actually involved, the reader is urged to consult more technically oriented computer science texts, such as [Ma], *Computer System Architecture*.)

Assume that the floating-point representations $fl(x)$ and $fl(y)$ are given for the real numbers x and y and that the symbols \oplus , \ominus , \otimes , \oslash represent machine addition, subtraction, multiplication, and division operations, respectively. We will assume a finite-digit arithmetic given by

$$\begin{aligned}x \oplus y &= fl(fl(x) + fl(y)), & x \otimes y &= fl(fl(x) \times fl(y)), \\x \ominus y &= fl(fl(x) - fl(y)), & x \oslash y &= fl(fl(x) \div fl(y)).\end{aligned}$$

This arithmetic corresponds to performing exact arithmetic on the floating-point representations of x and y and then converting the exact result to its finite-digit floating-point representation.

Rounding arithmetic is easily implemented in a CAS. The Maple command

```
>Digits:=t;
```

causes all arithmetic to be rounded to t digits. For example, $fl(fl(x) + fl(y))$ is performed using t -digit rounding arithmetic by

```
>evalf(evalf(x)+evalf(y));
```

Implementing t -digit chopping arithmetic is more difficult and requires a sequence of steps or a procedure. Exercise 27 explores this problem.

EXAMPLE 3

Suppose that $x = \frac{5}{7}$, $y = \frac{1}{3}$, and that five-digit chopping is used for arithmetic calculations involving x and y . Table 1.2 lists the values of these computer-type operations on $fl(x) = 0.71428 \times 10^0$ and $fl(y) = 0.33333 \times 10^0$. ■

Table 1.2

Operation	Result	Actual value	Absolute error	Relative error
$x \oplus y$	0.10476×10^1	$22/21$	0.190×10^{-4}	0.182×10^{-4}
$x \ominus y$	0.38095×10^0	$8/21$	0.238×10^{-5}	0.625×10^{-5}
$x \otimes y$	0.23809×10^0	$5/21$	0.524×10^{-5}	0.220×10^{-4}
$y \oslash x$	0.21428×10^1	$15/7$	0.571×10^{-4}	0.267×10^{-4}

Since the maximum relative error for the operations in Example 3 is 0.267×10^{-4} , the arithmetic produces satisfactory five-digit results. Suppose, however, that we also have $u = 0.714251$, $v = 98765.9$, and $w = 0.111111 \times 10^{-4}$, so that $fl(u) = 0.71425 \times 10^0$, $fl(v) = 0.98765 \times 10^5$, and $fl(w) = 0.11111 \times 10^{-4}$. (These numbers were chosen to illustrate some problems that can arise with finite-digit arithmetic.)

In Table 1.3, $x \ominus u$ results in a small absolute error but a large relative error. The subsequent division by the small number w or multiplication by the large number v magnifies the absolute error without modifying the relative error. The addition of the large and small numbers u and v produces large absolute error but not large relative error.

Table 1.3

Operation	Result	Actual value	Absolute error	Relative error
$x \ominus u$	0.30000×10^{-4}	0.34714×10^{-4}	0.471×10^{-5}	0.136
$(x \ominus u) \oplus w$	0.29629×10^1	0.34285×10^1	0.465	0.136
$(x \ominus u) \otimes v$	0.29629×10^1	0.34285×10^1	0.465	0.136
$u \oplus v$	0.98765×10^5	0.98766×10^5	0.161×10^1	0.163×10^{-4}

One of the most common error-producing calculations involves the cancellation of significant digits due to the subtraction of nearly equal numbers. Suppose two nearly equal numbers x and y , with $x > y$, have the k -digit representations

$$fl(x) = 0.d_1d_2 \dots d_p\alpha_{p+1}\alpha_{p+2} \dots \alpha_k \times 10^n,$$

and

$$fl(y) = 0.d_1d_2 \dots d_p\beta_{p+1}\beta_{p+2} \dots \beta_k \times 10^n.$$

The floating-point form of $x - y$ is

$$fl(fl(x) - fl(y)) = 0.\sigma_{p+1}\sigma_{p+2} \dots \sigma_k \times 10^{n-p},$$

where

$$0.\sigma_{p+1}\sigma_{p+2} \dots \sigma_k = 0.\alpha_{p+1}\alpha_{p+2} \dots \alpha_k - 0.\beta_{p+1}\beta_{p+2} \dots \beta_k.$$

The floating-point number used to represent $x - y$ has at most $k - p$ digits of significance. However, in most calculation devices, $x - y$ will be assigned k digits, with the last p being either zero or randomly assigned. Any further calculations involving $x - y$ retain the problem of having only $k - p$ digits of significance, since a chain of calculations is no more accurate than its weakest portion.

If a finite-digit representation or calculation introduces an error, further enlargement of the error occurs when dividing by a number with small magnitude (or, equivalently, when multiplying by a number with large magnitude). Suppose, for example, that the number z has the finite-digit approximation $z + \delta$, where the error δ is introduced by representation or by previous calculation. Suppose we now divide by $\varepsilon = 10^{-n}$, where $n > 0$. Then

$$\frac{z}{\varepsilon} \approx fl\left(\frac{fl(z)}{fl(\varepsilon)}\right) = (z + \delta) \times 10^n.$$

Thus, the absolute error in this approximation, $|\delta| \times 10^n$, is the original absolute error, $|\delta|$, multiplied by the factor 10^n .

EXAMPLE 4 Let $p = 0.54617$ and $q = 0.54601$. The exact value of $r = p - q$ is $r = 0.00016$. Suppose the subtraction is performed using four-digit arithmetic. Rounding p and q to four digits gives $p^* = 0.5462$ and $q^* = 0.5460$, respectively, and $r^* = p^* - q^* = 0.0002$ is the four-digit approximation to r . Since

$$\frac{|r - r^*|}{|r|} = \frac{|0.00016 - 0.0002|}{|0.00016|} = 0.25,$$

the result has only one significant digit, whereas p^* and q^* were accurate to four and five significant digits, respectively.

If chopping is used to obtain the four digits, the four-digit approximations to p , q , and r are $p^* = 0.5461$, $q^* = 0.5460$, and $r^* = p^* - q^* = 0.0001$. This gives

$$\frac{|r - r^*|}{|r|} = \frac{|0.00016 - 0.0001|}{|0.00016|} = 0.375,$$

which also results in only one significant digit of accuracy. ■

The loss of accuracy due to roundoff error can often be avoided by a reformulation of the problem, as illustrated in the next example.

EXAMPLE 5 The quadratic formula states that the roots of $ax^2 + bx + c = 0$, when $a \neq 0$, are

$$x_1 = \frac{-b + \sqrt{b^2 - 4ac}}{2a} \quad \text{and} \quad x_2 = \frac{-b - \sqrt{b^2 - 4ac}}{2a}. \quad (1.1)$$

Using four-digit rounding arithmetic, consider this formula applied to the equation $x^2 + 62.10x + 1 = 0$, whose roots are approximately

$$x_1 = -0.01610723 \quad \text{and} \quad x_2 = -62.08390.$$

In this equation, b^2 is much larger than $4ac$, so the numerator in the calculation for x_1 involves the *subtraction* of nearly equal numbers. Since

$$\begin{aligned} \sqrt{b^2 - 4ac} &= \sqrt{(62.10)^2 - (4.000)(1.000)(1.000)} = \sqrt{3856. - 4.000} = \sqrt{3852}. \\ &= 62.06, \end{aligned}$$

we have

$$fl(x_1) = \frac{-62.10 + 62.06}{2.000} = \frac{-0.04000}{2.000} = -0.02000,$$

a poor approximation to $x_1 = -0.01611$, with the large relative error

$$\frac{|-0.01611 + 0.02000|}{|-0.01611|} \approx 2.4 \times 10^{-1}.$$

On the other hand, the calculation for x_2 involves the *addition* of the nearly equal numbers $-b$ and $-\sqrt{b^2 - 4ac}$. This presents no problem since

$$fl(x_2) = \frac{-62.10 - 62.06}{2.000} = \frac{-124.2}{2.000} = -62.10$$

has the small relative error

$$\frac{|-62.08 + 62.10|}{|-62.08|} \approx 3.2 \times 10^{-4}.$$

To obtain a more accurate four-digit rounding approximation for x_1 , we change the form of the quadratic formula by *rationalizing the numerator*:

$$x_1 = \frac{-b + \sqrt{b^2 - 4ac}}{2a} \left(\frac{-b - \sqrt{b^2 - 4ac}}{-b - \sqrt{b^2 - 4ac}} \right) = \frac{b^2 - (b^2 - 4ac)}{2a(-b - \sqrt{b^2 - 4ac})},$$

which simplifies to an alternate quadratic formula

$$x_1 = \frac{-2c}{b + \sqrt{b^2 - 4ac}}. \quad (1.2)$$

Using (1.2) gives

$$fl(x_1) = \frac{-2.000}{62.10 + 62.06} = \frac{-2.000}{124.2} = -0.01610,$$

which has the small relative error 6.2×10^{-4} . ■

The rationalization technique can also be applied to give the following alternative quadratic formula for x_2 :

$$x_2 = \frac{-2c}{b - \sqrt{b^2 - 4ac}}. \quad (1.3)$$

This is the form to use if b is a negative number. In Example 5, however, the mistaken use of this formula for x_2 would result in not only the subtraction of nearly equal numbers, but also the division by the small result of this subtraction. The inaccuracy that this combination produces,

$$fl(x_2) = \frac{-2c}{b - \sqrt{b^2 - 4ac}} = \frac{-2.000}{62.10 - 62.06} = \frac{-2.000}{0.04000} = -50.00,$$

has the large relative error 1.9×10^{-1} .

Accuracy loss due to roundoff error can also be reduced by rearranging calculations, as shown in the next example.

EXAMPLE 6 Evaluate $f(x) = x^3 - 6.1x^2 + 3.2x + 1.5$ at $x = 4.71$ using three-digit arithmetic.

Table 1.4 gives the intermediate results in the calculations. Carefully verify these results to be sure that your notion of finite-digit arithmetic is correct. Note that the three-digit chopping values simply retain the leading three digits, with no rounding involved, and differ significantly from the three-digit rounding values.

Table 1.4

	x	x^2	x^3	$6.1x^2$	$3.2x$
Exact	4.71	22.1841	104.487111	135.32301	15.072
Three-digit (chopping)	4.71	22.1	104.	134.	15.0
Three-digit (rounding)	4.71	22.2	105.	135.	15.1

$$\begin{aligned}\text{Exact: } f(4.71) &= 104.487111 - 135.32301 + 15.072 + 1.5 \\ &= -14.263899;\end{aligned}$$

$$\text{Three-digit (chopping): } f(4.71) = ((104. - 134.) + 15.0) + 1.5 = -13.5;$$

$$\text{Three-digit (rounding): } f(4.71) = ((105. - 135.) + 15.1) + 1.5 = -13.4.$$

The relative errors for the three-digit methods are

$$\left| \frac{-14.263899 + 13.5}{-14.263899} \right| \approx 0.05, \quad \text{for chopping}$$

and

$$\left| \frac{-14.263899 + 13.4}{-14.263899} \right| \approx 0.06, \quad \text{for rounding.}$$

As an alternative approach, $f(x)$ can be written in a **nested** manner as

$$f(x) = x^3 - 6.1x^2 + 3.2x + 1.5 = ((x - 6.1)x + 3.2)x + 1.5.$$

This gives

$$\text{Three-digit (chopping): } f(4.71) = ((4.71 - 6.1)4.71 + 3.2)4.71 + 1.5 = -14.2$$

and a three-digit rounding answer of -14.3 . The new relative errors are

$$\text{Three-digit (chopping): } \left| \frac{-14.263899 + 14.2}{-14.263899} \right| \approx 0.0045;$$

$$\text{Three-digit (rounding): } \left| \frac{-14.263899 + 14.3}{-14.263899} \right| \approx 0.0025.$$

Nesting has reduced the relative error for the chopping approximation to less than 10% of that obtained initially. For the rounding approximation the improvement has been even more dramatic; the error in this case has been reduced by more than 95%. ■

Polynomials should *always* be expressed in nested form before performing an evaluation, because this form minimizes the number of arithmetic calculations. The decreased error in Example 6 is due to the reduction in computations from four multiplications and three additions to two multiplications and three additions. One way to reduce roundoff error is to reduce the number of error-producing computations.

EXERCISE SET 1.2

1. Compute the absolute error and relative error in approximations of p by p^* .
 - a. $p = \pi, p^* = 22/7$
 - b. $p = \pi, p^* = 3.1416$
 - c. $p = e, p^* = 2.718$
 - d. $p = \sqrt{2}, p^* = 1.414$

- e. $p = e^{10}$, $p^* = 22000$ f. $p = 10^\pi$, $p^* = 1400$
 g. $p = 8!$, $p^* = 39900$ h. $p = 9!$, $p^* = \sqrt{18\pi}(9/e)^9$
2. Find the largest interval in which p^* must lie to approximate p with relative error at most 10^{-4} for each value of p .
- a. π b. e c. $\sqrt{2}$ d. $\sqrt[3]{7}$
3. Suppose p^* must approximate p with relative error at most 10^{-3} . Find the largest interval in which p^* must lie for each value of p .
- a. 150 b. 900 c. 1500 d. 90
4. Perform the following computations (i) exactly, (ii) using three-digit chopping arithmetic, and (iii) using three-digit rounding arithmetic. (iv) Compute the relative errors in parts (ii) and (iii).
- a. $\frac{4}{5} + \frac{1}{3}$ b. $\frac{4}{5} \cdot \frac{1}{3}$
 c. $\left(\frac{1}{3} - \frac{3}{11}\right) + \frac{3}{20}$ d. $\left(\frac{1}{3} + \frac{3}{11}\right) - \frac{3}{20}$
5. Use three-digit rounding arithmetic to perform the following calculations. Compute the absolute error and relative error with the exact value determined to at least five digits.
- a. $133 + 0.921$ b. $133 - 0.499$
 c. $(121 - 0.327) - 119$ d. $(121 - 119) - 0.327$
 e. $\frac{\frac{13}{14} - \frac{6}{7}}{2e - 5.4}$ f. $-10\pi + 6e - \frac{3}{62}$
 g. $\left(\frac{2}{9}\right) \cdot \left(\frac{9}{7}\right)$ h. $\frac{\pi - \frac{22}{7}}{\frac{1}{17}}$
6. Repeat Exercise 5 using four-digit rounding arithmetic.
 7. Repeat Exercise 5 using three-digit chopping arithmetic.
 8. Repeat Exercise 5 using four-digit chopping arithmetic.
 9. The first three nonzero terms of the Maclaurin series for the arctangent function are $x - (1/3)x^3 + (1/5)x^5$. Compute the absolute error and relative error in the following approximations of π using the polynomial in place of the arctangent:
- a. $4 \left[\arctan\left(\frac{1}{2}\right) + \arctan\left(\frac{1}{3}\right) \right]$ b. $16 \arctan\left(\frac{1}{5}\right) - 4 \arctan\left(\frac{1}{239}\right)$
10. The number e can be defined by $e = \sum_{n=0}^{\infty} (1/n!)$, where $n! = n(n-1) \cdots 2 \cdot 1$ for $n \neq 0$ and $0! = 1$. Compute the absolute error and relative error in the following approximations of e :
- a. $\sum_{n=0}^5 \frac{1}{n!}$ b. $\sum_{n=0}^{10} \frac{1}{n!}$
11. Let

$$f(x) = \frac{x \cos x - \sin x}{x - \sin x}.$$

- a. Find $\lim_{x \rightarrow 0} f(x)$.
 b. Use four-digit rounding arithmetic to evaluate $f(0.1)$.
 c. Replace each trigonometric function with its third Maclaurin polynomial, and repeat part (b).
 d. The actual value is $f(0.1) = -1.99899998$. Find the relative error for the values obtained in parts (b) and (c).

$$\text{set } m = \frac{c}{a}, \quad \text{provided } a \neq 0;$$

$$d_1 = d - mb;$$

$$f_1 = f - me;$$

$$y = \frac{f_1}{d_1};$$

$$x = \frac{(e - by)}{a}.$$

Solve the following linear systems using four-digit rounding arithmetic.

a. $1.130x - 6.990y = 14.20$

b. $1.013x - 6.099y = 14.22$

c. $8.110x + 12.20y = -0.1370$

d. $-18.11x + 112.2y = -0.1376$

20. Repeat Exercise 19 using four-digit chopping arithmetic.

21. a. Show that the polynomial nesting technique described in Example 6 can also be applied to the evaluation of

$$f(x) = 1.01e^{4x} - 4.62e^{3x} - 3.11e^{2x} + 12.2e^x - 1.99.$$

b. Use three-digit rounding arithmetic, the assumption that $e^{1.53} = 4.62$, and the fact that $e^{nx} = (e^x)^n$ to evaluate $f(1.53)$ as given in part (a).

c. Redo the calculation in part (b) by first nesting the calculations.

d. Compare the approximations in parts (b) and (c) to the true three-digit result $f(1.53) = -7.61$.

22. A rectangular parallelepiped has sides of length 3 cm, 4 cm, and 5 cm, measured to the nearest centimeter. What are the best upper and lower bounds for the volume of this parallelepiped? What are the best upper and lower bounds for the surface area?

23. Let $P_n(x)$ be the Maclaurin polynomial of degree n for the arctangent function. Use Maple carrying 75 decimal digits to find the value of n required to approximate π to within 10^{-25} using the following formulas.

a. $4 \left[P_n \left(\frac{1}{2} \right) + P_n \left(\frac{1}{3} \right) \right]$

b. $16P_n \left(\frac{1}{5} \right) - 4P_n \left(\frac{1}{239} \right)$

24. Suppose that $fl(y)$ is a k -digit rounding approximation to y . Show that

$$\left| \frac{y - fl(y)}{y} \right| \leq 0.5 \times 10^{-k+1}.$$

[Hint: If $d_{k+1} < 5$, then $fl(y) = 0.d_1d_2 \dots d_k \times 10^n$. If $d_{k+1} \geq 5$, then $fl(y) = 0.d_1d_2 \dots d_k \times 10^n + 10^{n-k}$.]

25. The binomial coefficient

$$\binom{m}{k} = \frac{m!}{k!(m-k)!}$$

describes the number of ways of choosing a subset of k objects from a set of m elements.

a. Suppose decimal machine numbers are of the form

$$\pm 0.d_1d_2d_3d_4 \times 10^n, \quad \text{with } 1 \leq d_1 \leq 9, \quad 0 \leq d_i \leq 9, \quad \text{if } i = 2, 3, 4 \quad \text{and} \quad |n| \leq 15.$$

What is the largest value of m for which the binomial coefficient $\binom{m}{k}$ can be computed for all k by the definition without causing overflow?

- b. Show that $\binom{m}{k}$ can also be computed by

$$\binom{m}{k} = \binom{m}{k} \binom{m-1}{k-1} \cdots \binom{m-k+1}{1}.$$

- c. What is the largest value of m for which the binomial coefficient $\binom{m}{3}$ can be computed by the formula in part (b) without causing overflow?
- d. Use the equation in (b) and four-digit chopping arithmetic to compute the number of possible 5-card hands in a 52-card deck. Compute the actual and relative errors.
26. Let $f \in C[a, b]$ be a function whose derivative exists on (a, b) . Suppose f is to be evaluated at x_0 in (a, b) , but instead of computing the actual value $f(x_0)$, the approximate value, $\tilde{f}(x_0)$, is the actual value of f at $x_0 + \epsilon$, that is, $\tilde{f}(x_0) = f(x_0 + \epsilon)$.
- a. Use the Mean Value Theorem to estimate the absolute error $|f(x_0) - \tilde{f}(x_0)|$ and the relative error $|f(x_0) - \tilde{f}(x_0)|/|f(x_0)|$, assuming $f(x_0) \neq 0$.
- b. If $\epsilon = 5 \times 10^{-6}$ and $x_0 = 1$, find bounds for the absolute and relative errors for
- i. $f(x) = e^x$ ii. $f(x) = \sin x$
- c. Repeat part (b) with $\epsilon = (5 \times 10^{-6})x_0$ and $x_0 = 10$.
27. The following Maple procedure chops a floating-point number x to t digits.

```
chop:=proc(x,t);
  if x=0 then 0
  else
    e:=trunc(evalf(log10(abs(x))));
    if e>0 then e:=e+1 fi;
    x2:=evalf(trunc(x*10^{t-e})*10^{-(t-e)});
  fi
end;
```

Verify the procedure works for the following values.

- a. $x = 124.031$, $t = 5$ b. $x = 124.036$, $t = 5$
 c. $x = -124.031$, $t = 5$ d. $x = -124.036$, $t = 5$
 e. $x = 0.00653$, $t = 2$ f. $x = 0.00656$, $t = 2$
 g. $x = -0.00653$, $t = 2$ h. $x = -0.00656$, $t = 2$
28. The opening example to this chapter described a physical experiment involving the temperature of a gas under pressure. In this application, we were given $P = 1.00$ atm, $V = 0.100$ m³, $N = 0.00420$ mol, and $R = 0.08206$. Solving for T in the ideal gas law gives

$$T = \frac{PV}{NR} = \frac{(1.00)(0.100)}{(0.00420)(0.08206)} = 290.15 \text{ K} = 17^\circ\text{C}.$$

In the laboratory, it was found that T was 15°C under these conditions, and when the pressure was doubled and the volume halved, T was 19°C . Assume that the data are rounded values accurate to the places given, and show that both laboratory figures are within the bounds of accuracy for the ideal gas law.

1.3 Algorithms and Convergence

Throughout the text we will be examining approximation procedures, called *algorithms*, involving sequences of calculations. An **algorithm** is a procedure that describes, in an unambiguous manner, a finite sequence of steps to be performed in a specified order. The object of the algorithm is to implement a procedure to solve a problem or approximate a solution to the problem.

We use a **pseudocode** to describe the algorithms. This pseudocode specifies the form of the input to be supplied and the form of the desired output. Not all numerical procedures give satisfactory output for arbitrarily chosen input. As a consequence, a stopping technique independent of the numerical technique is incorporated into each algorithm to avoid infinite loops.

Two punctuation symbols are used in the algorithms:

A period (.) indicates the termination of a step,

a semicolon (;) separates tasks within a step.

Indentation is used to indicate that groups of statements are to be treated as a single entity.

Looping techniques in the algorithms are either counter-controlled, such as,

For $i = 1, 2, \dots, n$

Set $x_i = a_i + i \cdot h$

or condition-controlled, such as

While $i < N$ do Steps 3–6.

To allow for conditional execution, we use the standard

If . . . then

or

If . . . then

else

constructions.

The steps in the algorithms follow the rules of structured program construction. They have been arranged so that there should be minimal difficulty translating pseudocode into any programming language suitable for scientific applications.

The algorithms are liberally laced with comments. These are written in italics and contained within parentheses to distinguish them from the algorithmic statements.

EXAMPLE 1 An algorithm to compute

$$\sum_{i=1}^N x_1 + x_2 + \cdots + x_N,$$

where N and the numbers x_1, x_2, \dots, x_N are given, is described by the following:

INPUT $N, x_1, x_2, \dots, x_n.$

OUTPUT $SUM = \sum_{i=1}^N x_i.$

Step 1 Set $SUM = 0.$ (*Initialize accumulator.*)

Step 2 For $i = 1, 2, \dots, N$ do
 set $SUM = SUM + x_i.$ (*Add the next term.*)

Step 3 **OUTPUT** (SUM);
STOP.

EXAMPLE 2 The N th Taylor polynomial for $f(x) = \ln x$ expanded about $x_0 = 1$ is

$$P_N(x) = \sum_{i=1}^N \frac{(-1)^{i+1}}{i} (x-1)^i,$$

and the value of $\ln 1.5$ to eight decimal places is 0.40546511. Suppose we want to compute the minimal value of N required for

$$|\ln 1.5 - P_N(1.5)| < 10^{-5}$$

without using the Taylor polynomial remainder term. From calculus we know that if $\sum_{n=1}^{\infty} a_n$ is an alternating series with limit A whose terms decrease in magnitude, then A and the N th partial sum $A_N = \sum_{n=1}^N a_n$ differ by less than the magnitude of the $(N+1)$ st term; that is,

$$|A - A_N| \leq |a_{N+1}|.$$

The following algorithm uses this bound.

INPUT value x , tolerance TOL , maximum number of iterations M .

OUTPUT degree N of the polynomial or a message of failure.

Step 1 Set $N = 1$;
 $y = x - 1$;
 $SUM = 0$;
 $POWER = y$;
 $TERM = y$;
 $SIGN = -1.$ (*Used to implement alternation of signs.*)

Step 2 While $N \leq M$ do Steps 3–5.

Step 3 Set $SIGN = -SIGN$; (*Alternate the signs.*)
 $SUM = SUM + SIGN \cdot TERM$; (*Accumulate the terms.*)
 $POWER = POWER \cdot y$;
 $TERM = POWER / (N + 1).$ (*Calculate the next term.*)

Step 4 If $|TERM| < TOL$ then (Test for accuracy.)
 OUTPUT (N);
 STOP. (The procedure was successful.)

Step 5 Set $N = N + 1$. (Prepare for the next iteration.)

Step 6 OUTPUT ('Method Failed'); (The procedure was unsuccessful.)
 STOP.

The input for our problem is $x = 1.5$, $TOL = 10^{-5}$, and perhaps $M = 15$. This choice of M provides an upper bound for the number of calculations we are willing to perform, recognizing that the algorithm is likely to fail if this bound is exceeded. Whether the output is a value for N or the failure message depends on the precision of the computational device being used. ■

We are interested in choosing methods that will produce dependably accurate results for a wide range of problems. One criterion we will impose on an algorithm whenever possible is that small changes in the initial data produce correspondingly small changes in the final results. An algorithm that satisfies this property is called **stable**; otherwise it is **unstable**. Some algorithms are stable only for certain choices of initial data. These are called **conditionally stable**. We will characterize the stability properties of algorithms whenever possible.

To further consider the subject of roundoff error growth and its connection to algorithm stability, suppose an error with magnitude $E_0 > 0$ is introduced at some stage in the calculations and that the magnitude of the error after n subsequent operations is denoted by E_n . The two cases that arise most often in practice are defined as follows.

Definition 1.17 Suppose that $E_0 > 0$ denotes an initial error and E_n represents the magnitude of an error after n subsequent operations. If $E_n \approx CnE_0$, where C is a constant independent of n , then the growth of error is said to be **linear**. If $E_n \approx C^n E_0$, for some $C > 1$, then the growth of error is called **exponential**. ■

Linear growth of error is usually unavoidable, and when C and E_0 are small the results are generally acceptable. Exponential growth of error should be avoided, since the term C^n becomes large for even relatively small values of n . This leads to unacceptable inaccuracies, regardless of the size of E_0 . As a consequence, an algorithm that exhibits linear growth of error is stable, whereas an algorithm exhibiting exponential error growth is unstable. (See Figure 1.13 on page 34.)

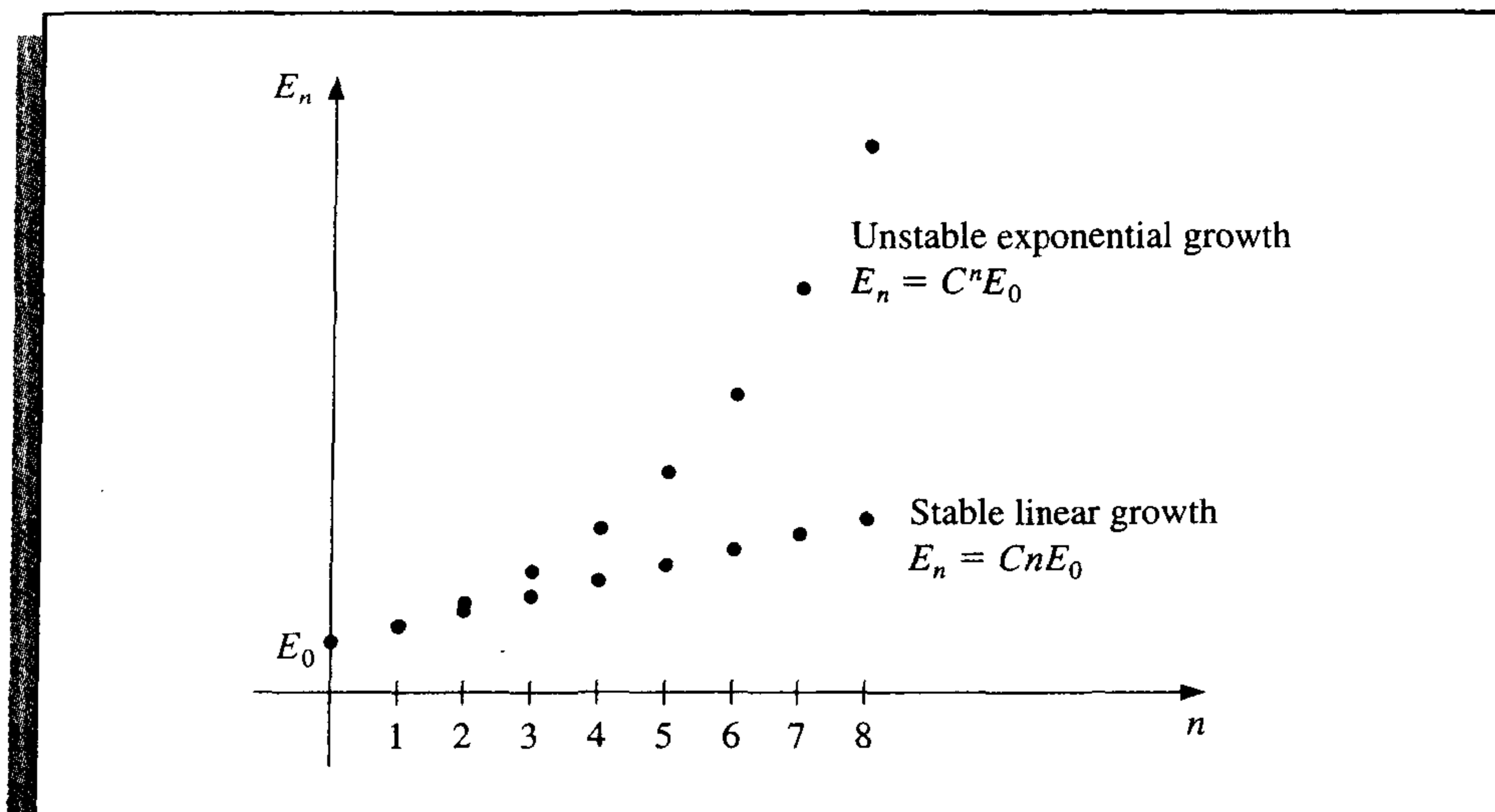
EXAMPLE 3 The recursive equation

$$p_n = \frac{10}{3} p_{n-1} - p_{n-2}, \quad \text{for } n = 2, 3, \dots$$

has the solution

$$p_n = c_1 \left(\frac{1}{3}\right)^n + c_2 3^n,$$

Figure 1.13



for any constants c_1 and c_2 since

$$\begin{aligned} \frac{10}{3} p_{n-1} - p_{n-2} &= \frac{10}{3} \left[c_1 \left(\frac{1}{3} \right)^{n-1} + c_2 3^{n-1} \right] - \left[c_1 \left(\frac{1}{3} \right)^{n-2} + c_2 3^{n-2} \right] \\ &= c_1 \left(\frac{1}{3} \right)^{n-2} \left[\frac{10}{3} \cdot \frac{1}{3} - 1 \right] + c_2 3^{n-2} \left[\frac{10}{3} \cdot 3 - 1 \right] \\ &= c_1 \left(\frac{1}{3} \right)^{n-2} \left(\frac{1}{9} \right) + c_2 3^{n-2} (9) = c_1 \left(\frac{1}{3} \right)^n + c_2 3^n = p_n. \end{aligned}$$

If $p_0 = 1$ and $p_1 = \frac{1}{3}$, we have $c_1 = 1$ and $c_2 = 0$, so $p_n = \left(\frac{1}{3} \right)^n$ for all n . Suppose that five-digit rounding arithmetic is used to compute the terms of the sequence given by this equation. Then $\hat{p}_0 = 1.0000$ and $\hat{p}_1 = 0.33333$, which requires modifying the constants to $\hat{c}_1 = 1.0000$ and $\hat{c}_2 = -0.12500 \times 10^{-5}$. The sequence $\{\hat{p}_n\}_{n=0}^{\infty}$ generated is then given by

$$\hat{p}_n = 1.0000 \left(\frac{1}{3} \right)^n - 0.12500 \times 10^{-5} (3)^n,$$

and the roundoff error,

$$p_n - \hat{p}_n = 0.12500 \times 10^{-5} (3^n),$$

grows exponentially with n . This is reflected in the extreme inaccuracies after the first few terms, as shown in Table 1.5.

On the other hand, the recursive equation

$$p_n = 2p_{n-1} - p_{n-2}, \quad \text{for } n = 2, 3, \dots$$

Table 1.5

n	Computed \hat{p}_n	Correct p_n	Relative Error
0	0.10000×10^1	0.10000×10^1	
1	0.33333×10^0	0.33333×10^0	
2	0.11110×10^0	0.11111×10^0	9×10^{-5}
3	0.37000×10^{-1}	0.37037×10^{-1}	1×10^{-3}
4	0.12230×10^{-1}	0.12346×10^{-1}	9×10^{-3}
5	0.37660×10^{-2}	0.41152×10^{-2}	8×10^{-2}
6	0.32300×10^{-3}	0.13717×10^{-2}	8×10^{-1}
7	-0.26893×10^{-2}	0.45725×10^{-3}	7×10^0
8	-0.92872×10^{-2}	0.15242×10^{-3}	6×10^1

has the solution $p_n = c_1 + c_2n$ for any constants c_1 and c_2 because

$$\begin{aligned} 2p_{n-1} - p_{n-2} &= 2(c_1 + c_2(n-1)) - (c_1 + c_2(n-2)) \\ &= c_1(2-1) + c_2(2n-2-n+2) = c_1 + c_2n = p_n. \end{aligned}$$

If $p_0 = 1$ and $p_1 = \frac{1}{3}$, the constants in this equation become $c_1 = 1$ and $c_2 = -\frac{2}{3}$, so $p_n = 1 - \frac{2}{3}n$. Five-digit rounding arithmetic in this case results in $\hat{p}_0 = 1.0000$ and $\hat{p}_1 = 0.33333$. As a consequence, the five-digit rounding constants are $\hat{c}_1 = 1.0000$ and $\hat{c}_2 = -0.66667$. Thus,

$$\hat{p}_n = 1.0000 - 0.66667n,$$

and the roundoff error is

$$p_n - \hat{p}_n = \left(0.66667 - \frac{2}{3}\right)n,$$

which grows linearly with n . This is reflected in the stability found in Table 1.6. ■

Table 1.6

n	Computed \hat{p}_n	Correct p_n	Relative Error
0	0.10000×10^1	0.10000×10^1	
1	0.33333×10^0	0.33333×10^0	
2	-0.33330×10^0	-0.33333×10^0	9×10^{-5}
3	-0.10000×10^1	-0.10000×10^1	0
4	-0.16667×10^1	-0.16667×10^1	0
5	-0.23334×10^1	-0.23333×10^1	4×10^{-5}
6	-0.30000×10^1	-0.30000×10^1	0
7	-0.36667×10^1	-0.36667×10^1	0
8	-0.43334×10^1	-0.43333×10^1	2×10^{-5}

The effects of roundoff error can be reduced by using high-order-digit arithmetic such as the double- or multiple-precision option available on most computers. Disadvantages in using double-precision arithmetic are that it takes more computation time and the growth of roundoff error is not eliminated but is only postponed until subsequent computations are performed.

One approach to estimating roundoff error is to use interval arithmetic (that is, to retain the largest and smallest possible values at each step), so that, in the end, we obtain an interval that contains the true value. Unfortunately, a very small interval may be needed for reasonable implementation.

Since iterative techniques involving sequences are often used, this section concludes with a brief discussion of some terminology used to describe the rate at which convergence occurs when employing a numerical technique. In general, we would like the technique to converge as rapidly as possible. The following definition is used to compare the convergence rates of various methods.

Definition 1.18 Suppose $\{\beta_n\}_{n=1}^{\infty}$ is a sequence known to converge to zero, and $\{\alpha_n\}_{n=1}^{\infty}$ converges to a number α . If a positive constant K exists with

$$|\alpha_n - \alpha| \leq K|\beta_n|, \quad \text{for large } n,$$

then we say that $\{\alpha_n\}_{n=1}^{\infty}$ converges to α with **rate of convergence** $O(\beta_n)$. (This expression is read “big oh of β_n .”) It is indicated by writing $\alpha_n = \alpha + O(\beta_n)$. ■

Although Definition 1.18 permits $\{\alpha_n\}_{n=1}^{\infty}$ to be compared with an arbitrary sequence $\{\beta_n\}_{n=1}^{\infty}$, in nearly every situation we use

$$\beta_n = \frac{1}{n^p},$$

for some number $p > 0$. We are generally interested in the largest value of p with $\alpha_n = \alpha + O(1/n^p)$.

EXAMPLE 4 Suppose that, for $n \geq 1$,

$$\alpha_n = \frac{n+1}{n^2} \quad \text{and} \quad \hat{\alpha}_n = \frac{n+3}{n^3}.$$

Although both $\lim_{n \rightarrow \infty} \alpha_n = 0$ and $\lim_{n \rightarrow \infty} \hat{\alpha}_n = 0$, the sequence $\{\hat{\alpha}_n\}$ converges to this limit much faster than the sequence $\{\alpha_n\}$, using five-digit rounding arithmetic, as shown in Table 1.7.

Table 1.7

n	1	2	3	4	5	6	7
α_n	2.00000	0.75000	0.44444	0.31250	0.24000	0.19444	0.16327
$\hat{\alpha}_n$	4.00000	0.62500	0.22222	0.10938	0.064000	0.041667	0.029155

If we let $\beta_n = 1/n$ and $\hat{\beta}_n = 1/n^2$, we see that

$$|\alpha_n - 0| = \frac{n+1}{n^2} \leq \frac{n+n}{n^2} = 2 \cdot \frac{1}{n} = 2\beta_n$$

and

$$|\hat{\alpha}_n - 0| = \frac{n+3}{n^3} \leq \frac{n+3n}{n^3} = 4 \cdot \frac{1}{n^2} = 4\hat{\beta}_n,$$

so

$$\alpha_n = 0 + O\left(\frac{1}{n}\right) \quad \text{and} \quad \hat{\alpha}_n = 0 + O\left(\frac{1}{n^2}\right).$$

The rate of convergence of $\{\alpha_n\}$ to zero is similar to the convergence of $\{1/n\}$ to zero, whereas $\{\hat{\alpha}_n\}$ converges to zero at a rate similar to the more rapidly convergent sequence $\{1/n^2\}$. ■

We also use the “big oh” notation to describe the rate at which functions converge.

Definition 1.19 Suppose that $\lim_{h \rightarrow 0} G(h) = 0$ and $\lim_{h \rightarrow 0} F(h) = L$. If a positive constant K exists with

$$|F(h) - L| \leq K|G(h)|, \quad \text{for sufficiently small } h,$$

then we write $F(h) = L + O(G(h))$. ■

The functions we use for comparison generally have the form $G(h) = h^p$, where $p > 0$. We are interested in the largest value of p for which $F(h) = L + O(h^p)$.

EXAMPLE 5 In Example 3(b) of Section 1.1 we found that the third Taylor polynomial gives

$$\cos h = 1 - \frac{1}{2}h^2 + \frac{1}{24}h^4 \cos \tilde{\xi}(h),$$

for some number $\tilde{\xi}(h)$ between zero and h . Consequently,

$$\cos h + \frac{1}{2}h^2 = 1 + \frac{1}{24}h^4 \cos \tilde{\xi}(h).$$

This result implies that

$$\cos h + \frac{1}{2}h^2 = 1 + O(h^4),$$

since $|(\cos h + \frac{1}{2}h^2) - 1| = |\frac{1}{24} \cos \tilde{\xi}(h)|h^4 \leq \frac{1}{24}h^4$. The implication is that as $h \rightarrow 0$, $\cos h + \frac{1}{2}h^2$ converges to its limit, 1, about as fast as h^4 converges to 0. ■

EXERCISE SET 1.3

- Use three-digit chopping arithmetic to compute the sum $\sum_{i=1}^{10} (1/i^2)$ first by $\frac{1}{1} + \frac{1}{4} + \cdots + \frac{1}{100}$ and then by $\frac{1}{100} + \frac{1}{81} + \cdots + \frac{1}{1}$. Which method is more accurate, and why?
 - Write an algorithm to sum the finite series $\sum_{i=1}^N x_i$ in reverse order.
- The number e is defined by $e = \sum_{n=0}^{\infty} (1/n!)$, where $n! = n(n-1) \cdots 2 \cdot 1$ for $n \neq 0$ and $0! = 1$. Use four-digit chopping arithmetic to compute the following approximations to e , and determine the absolute and relative errors.

$$\text{a. } e \approx \sum_{n=0}^5 \frac{1}{n!}$$

$$\text{b. } e \approx \sum_{j=0}^5 \frac{1}{(5-j)!}$$

$$\text{c. } e \approx \sum_{n=0}^{10} \frac{1}{n!}$$

$$\text{d. } e \approx \sum_{j=0}^{10} \frac{1}{(10-j)!}$$

3. The Maclaurin series for the arctangent function converges for $-1 < x \leq 1$ and is given by

$$\arctan x = \lim_{n \rightarrow \infty} P_n(x) = \lim_{n \rightarrow \infty} \sum_{i=1}^n (-1)^{i+1} \frac{x^{2i-1}}{2i-1}.$$

- a. Use the fact that $\tan \pi/4 = 1$ to determine the number of n terms of the series that need to be summed to ensure that $|4P_n(1) - \pi| < 10^{-3}$.
- b. The C++ programming language requires the value of π to be within 10^{-10} . How many terms of the series would we need to sum to obtain this degree of accuracy?
4. Exercise 3 details a rather inefficient means of obtaining an approximation to π . The method can be improved substantially by observing that $\pi/4 = \arctan \frac{1}{2} + \arctan \frac{1}{3}$ and evaluating the series for the arctangent at $\frac{1}{2}$ and at $\frac{1}{3}$. Determine the number of terms that must be summed to ensure an approximation to π to within 10^{-3} .
5. Another formula for computing π can be deduced from the identity $\pi/4 = 4 \arctan \frac{1}{5} - \arctan \frac{1}{239}$. Determine the number of terms that must be summed to ensure an approximation to π to within 10^{-3} .
6. Find the rates of convergence of the following sequences as $n \rightarrow \infty$.
- a. $\lim_{n \rightarrow \infty} \sin \frac{1}{n} = 0$
- b. $\lim_{n \rightarrow \infty} \sin \frac{1}{n^2} = 0$
- c. $\lim_{n \rightarrow \infty} \left(\sin \frac{1}{n} \right)^2 = 0$
- d. $\lim_{n \rightarrow \infty} [\ln(n+1) - \ln(n)] = 0$
7. Find the rates of convergence of the following functions as $h \rightarrow 0$.
- a. $\lim_{h \rightarrow 0} \frac{\sin h}{h} = 1$
- b. $\lim_{h \rightarrow 0} \frac{1 - \cos h}{h} = 0$
- c. $\lim_{h \rightarrow 0} \frac{\sin h - h \cos h}{h} = 0$
- d. $\lim_{h \rightarrow 0} \frac{1 - e^h}{h} = -1$
8. a. How many multiplications and additions are required to determine a sum of the form

$$\sum_{i=1}^n \sum_{j=1}^i a_i b_j?$$

- b. Modify the sum in part (a) to an equivalent form that reduces the number of computations.
9. Let $P(x) = a_n x^n + a_{n-1} x^{n-1} + \cdots + a_1 x + a_0$ be a polynomial, and let x_0 be given. Construct an algorithm to evaluate $P(x_0)$ using nested multiplication.
10. Example 5 of Section 1.2 gives alternative formulas for the roots x_1 and x_2 of $ax^2 + bx + c = 0$. Construct an algorithm with input a, b, c and output x_1, x_2 that computes the roots x_1 and x_2 (which may be equal or be complex conjugates) using the best formula for each root.
11. Construct an algorithm that has as input an integer $n \geq 1$, numbers x_0, x_1, \dots, x_n , and a number x and that produces as output the product $(x - x_0)(x - x_1) \cdots (x - x_n)$.
12. Assume that

$$\frac{1-2x}{1-x+x^2} + \frac{2x-4x^3}{1-x^2+x^4} + \frac{4x^3-8x^7}{1-x^4+x^8} + \cdots = \frac{1+2x}{1+x+x^2},$$

for $x < 1$, and let $x = 0.25$. Write and execute an algorithm that determines the number of terms needed on the left side of the equation so that the left side differs from the right side by less than 10^{-6} .

13. a. Suppose that $0 < q < p$ and that $\alpha_n = \alpha + O(n^{-p})$. Show that $\alpha_n = \alpha + O(n^{-q})$.
 b. Make a table listing $1/n$, $1/n^2$, $1/n^3$, and $1/n^4$ for $n = 5, 10, 100$, and 1000 , and discuss the varying rates of convergence of these sequences as n becomes large.
14. a. Suppose that $0 < q < p$ and that $F(h) = L + O(h^p)$. Show that $F(h) = L + O(h^q)$.
 b. Make a table listing h , h^2 , h^3 , and h^4 for $h = 0.5, 0.1, 0.01$, and 0.001 , and discuss the varying rates of convergence of these powers of h as h approaches zero.
15. Suppose that as x approaches zero,

$$F_1(x) = L_1 + O(x^\alpha) \quad \text{and} \quad F_2(x) = L_2 + O(x^\beta).$$

Let c_1 and c_2 be nonzero constants, and define

$$F(x) = c_1 F_1(x) + c_2 F_2(x) \quad \text{and} \quad G(x) = F_1(c_1 x) + F_2(c_2 x).$$

Show that if $\gamma = \text{minimum } \{\alpha, \beta\}$, then as x approaches zero,

$$\text{a. } F(x) = c_1 L_1 + c_2 L_2 + O(x^\gamma) \quad \text{b. } G(x) = L_1 + L_2 + O(x^\gamma).$$

16. The sequence $\{F_n\}$ described by $F_0 = 1$, $F_1 = 1$, and $F_{n+2} = F_n + F_{n+1}$, if $n \geq 0$, is called a *Fibonacci sequence*. Its terms occur naturally in many botanical species, particularly those with petals or scales arranged in the form of a logarithmic spiral. Consider the sequence $\{x_n\}$, where $x_n = F_{n+1}/F_n$. Assuming that $\lim_{n \rightarrow \infty} x_n = x$ exists, show that $x = (1 + \sqrt{5})/2$. This number is called the *golden ratio*.
17. The Fibonacci sequence also satisfies the equation

$$F_n \equiv \tilde{F}_n = \frac{1}{\sqrt{5}} \left[\left(\frac{1 + \sqrt{5}}{2} \right)^n - \left(\frac{1 - \sqrt{5}}{2} \right)^n \right].$$

- a. Write a Maple procedure to calculate F_{100} .
 b. Use Maple with the default value of `Digits` followed by `evalf` to calculate \tilde{F}_{100} .
 c. Why is the result from part (a) more accurate than the result from part (b)?
 d. Why is the result from part (b) obtained more rapidly than the result from part (a)?
 e. What results when you use the command `simplify` instead of `evalf` to compute \tilde{F}_{100} ?
18. The harmonic series $1 + \frac{1}{2} + \frac{1}{3} + \frac{1}{4} + \dots$ diverges, but the sequence $\gamma_n = 1 + \frac{1}{2} + \dots + \frac{1}{n} - \ln n$ converges, since $\{\gamma_n\}$ is a bounded, nonincreasing sequence. The limit $\gamma = 0.5772156649 \dots$ of the sequence $\{\gamma_n\}$ is called Euler's constant.
- a. Use the default value of `Digits` in Maple to determine the value of n for γ_n to be within 10^{-2} of γ .
 b. Use the default value of `Digits` in Maple to determine the value of n for γ_n to be within 10^{-3} of γ .
 c. What happens if you use the default value of `Digits` in Maple to determine the value of n for γ_n to be within 10^{-4} of γ ?

1.4 Numerical Software

Computer software packages for approximating the numerical solutions to problems are available in many forms. With this book, we have provided programs written in C, FORTRAN, Maple, Mathematica, MATLAB, and Pascal that can be used to solve the problems given in the examples and exercises. These programs will give satisfactory results for most problems that you may need to solve, but they are what we call *special-purpose* programs. We use this term to distinguish these programs from those available in the standard mathematical subroutine libraries. The programs in these packages will be called *general purpose*.

The programs in general-purpose software packages differ in their intent from the algorithms and programs provided with this book. General-purpose software packages consider ways to reduce errors due to machine rounding, underflow, and overflow. They also describe the range of input that will lead to results of a certain specified accuracy. Since these are machine-dependent characteristics, general-purpose software packages use parameters that describe the floating-point characteristics of the machine being used for computations.

To illustrate some differences between programs included in a general-purpose package and a program that we would provide for use in this book, let us consider an algorithm that computes the Euclidean norm of an n -dimensional vector $\mathbf{x} = (x_1, x_2, \dots, x_n)^t$. This norm is often required within larger programs and is defined by

$$\|\mathbf{x}\|_2 = \left[\sum_{i=1}^n x_i^2 \right]^{1/2}.$$

The norm gives a measure for the distance from the vector \mathbf{x} to the vector $\mathbf{0}$. For example, the vector $\mathbf{x} = (2, 1, 3, -2, -1)^t$ has

$$\|\mathbf{x}\|_2 = [2^2 + 1^2 + 3^2 + (-2)^2 + (-1)^2]^{1/2} = \sqrt{19},$$

so its distance from $\mathbf{0} = (0, 0, 0, 0, 0)^t$ is $\sqrt{19} \approx 4.36$.

An algorithm of the type we would present for this problem is given here. It includes no machine-dependent parameters and provides no accuracy assurances, but it will give accurate results “most of the time.”

INPUT n, x_1, x_2, \dots, x_n .

OUTPUT *NORM*.

Step 1 Set *SUM* = 0.

Step 2 For $i = 1, 2, \dots, n$ set $SUM = SUM + x_i^2$.

Step 3 Set $NORM = SUM^{1/2}$.

Step 4 OUTPUT (*NORM*);
STOP.

A program based on this algorithm is easy to write and understand. However, the program could fail to give sufficient accuracy for a number of reasons. For example, the magnitude of some of the numbers might be too large or too small to be accurately represented in the floating-point system of the computer. Also, the normal order for performing the calculations might not produce the most accurate results, or the standard software square-root routine might not be the best available for the problem. Matters of this type are considered by algorithm designers when writing programs for general-purpose software. These programs are often used as subprograms for solving larger problems, so they must incorporate controls that we will not need.

Let us now consider an algorithm for a general-purpose software program for computing the Euclidean norm. First, it is possible that although a component x_i of the vector is within the range of the machine, the square of the component is not. This can occur when some $|x_i|$ is so small that x_i^2 causes underflow or when some $|x_i|$ is so large that x_i^2 causes overflow. It is also possible for all these terms to be within the range of the machine, but overflow occurs from the addition of a square of one of the terms to the previously computed sum.

Since accuracy criteria depend on the machine on which the calculations are being performed, machine-dependent parameters are incorporated into the algorithm. Suppose we are working on a hypothetical computer with base 10, having $t \geq 4$ digits of precision, a minimum exponent $emin$, and a maximum exponent $emax$. Then the set of floating-point numbers in this machine consists of 0 and the numbers of the form

$$x = f \cdot 10^e, \quad \text{where} \quad f = \pm(f_1 10^{-1} + f_2 10^{-2} + \cdots + f_t 10^{-t}),$$

where $1 \leq f_1 \leq 9$ and $0 \leq f_i \leq 9$, for each $i = 2, \dots, t$, and where $emin \leq e \leq emax$. These constraints imply that the smallest positive number represented in the machine is $\sigma = 10^{emin-1}$, so any computed number x with $|x| < \sigma$ causes underflow and results in x being set to 0. The largest positive number is $\lambda = (1 - 10^{-t})10^{emax}$, and any computed number x with $|x| > \lambda$ causes overflow. When underflow occurs, the program will continue, often without a significant loss of accuracy. If overflow occurs, the program will fail.

The algorithm assumes that the floating-point characteristics of the machine are described using parameters N , s , S , y , and Y . The maximum number of entries that can be summed with at least $t/2$ digits of accuracy is given by N . This implies the algorithm will proceed to find the norm of a vector $\mathbf{x} = (x_1, x_2, \dots, x_n)^t$ only if $n \leq N$. To resolve the underflow-overflow problem, the nonzero floating-point numbers are partitioned into three groups: small-magnitude numbers x , those satisfying $0 < |x| < y$; medium-magnitude numbers x , where $y \leq |x| < Y$; and large-magnitude numbers x , where $Y \leq |x|$. The parameters y and Y are chosen so that there will be no underflow-overflow problem in squaring and summing the medium-magnitude numbers. Squaring small-magnitude numbers can cause underflow, so a scale factor S much greater than 1 is used with the result that $(Sx)^2$ avoids the underflow even when x^2 does not. Summing and squaring numbers having a large magnitude can cause overflow, so in this case, a positive scale factor s much smaller than 1 is used to ensure that $(sx)^2$ does not cause overflow when calculated or incorporated into a sum, even though x^2 would.

To avoid unnecessary scaling, y and Y are chosen so that the range of medium-magnitude numbers is as large as possible. The algorithm that follows is a modification

of one described in [Brow, W, p. 471]. It incorporates a procedure for scaling the components of the vector that are small in magnitude until a component with medium magnitude is encountered. It then unscales the previous sum and continues by squaring and summing small and medium numbers until a component with a large magnitude is encountered. Once a component with large magnitude appears, the algorithm scales the previous sum and proceeds to scale, square, and sum the remaining numbers. The algorithm assumes that, in transition from small to medium numbers, unscaled small numbers are negligible when compared to medium numbers. Similarly, in transition from medium to large numbers, unscaled medium numbers are negligible when compared to large numbers. Thus, the choices of the scaling parameters must be made so that numbers are equated to 0 only when they are truly negligible. Typical relationships between the machine characteristics as described by $t, \sigma, \lambda, emin, emax$, and the algorithm parameters N, s, S, y , and Y are given after the algorithm.

The algorithm uses three flags to indicate the various stages in the summation process. These flags are given initial values in Step 3 of the algorithm. FLAG 1 is 1 until a medium or large component is encountered; then it is changed to 0. FLAG 2 is 0 while small numbers are being summed, changes to 1 when a medium number is first encountered, and changes back to 0 when a large number is found. FLAG 3 is initially 0 and changes to 1 when a large number is first encountered. Step 3 also introduces the flag DONE, which is 0 until the calculations are complete, and then changes to 1.

INPUT $N, s, S, y, Y, \lambda, n, x_1, x_2, \dots, x_n$.

OUTPUT $NORM$ or an appropriate error message.

Step 1 If $n \leq 0$ then OUTPUT ('The integer n must be positive.');

STOP.

Step 2 If $n \geq N$ then OUTPUT ('The integer n is too large.');

STOP.

Step 3 Set $SUM = 0$;
 $FLAG1 = 1$; (*The small numbers are being summed.*)
 $FLAG2 = 0$;
 $FLAG3 = 0$;
 $DONE = 0$;
 $i = 1$.

Step 4 While ($i \leq n$ and $FLAG1 = 1$) do Step 5.

Step 5 If $|x_i| < y$ then set $SUM = SUM + (Sx_i)^2$;
 $i = i + 1$
 else set $FLAG1 = 0$. (*A non-small number encountered.*)

Step 6 If $i > n$ then set $NORM = (SUM)^{1/2}/S$;
 $DONE = 1$
 else set $SUM = (SUM/S)/S$; (*Scale for larger numbers.*)
 $FLAG2 = 1$.

Step 7 While ($i \leq n$ and $FLAG2 = 1$) do Step 8. (*Sum the medium-sized numbers.*)

Step 8 If $|x_i| < Y$ then set $SUM = SUM + x_i^2$;
 $i = i + 1$
 else set $FLAG2 = 0$. (A large number has been encountered.)

Step 9 If $DONE = 0$ then
 if $i > n$ then set $NORM = (SUM)^{1/2}$;
 $DONE = 1$
 else set $SUM = ((SUM)s)s$; (Scale the large numbers.)
 $FLAG3 = 1$.

Step 10 While ($i \leq n$ and $FLAG3 = 1$) do Step 11.

Step 11 Set $SUM = SUM + (sx_i)^2$; (Sum the large numbers.)
 $i = i + 1$.

Step 12 If $DONE = 0$ then
 if $SUM^{1/2} < \lambda s$ then set $NORM = (SUM)^{1/2}/s$;
 $DONE = 1$
 else set $SUM = \lambda$. (The norm is too large.)

Step 13 If $DONE = 1$ then OUTPUT ('Norm is', $NORM$)
 else OUTPUT ('Norm \geq ', $NORM$, 'overflow occurred').

Step 14 STOP.

The relationships between the machine characteristics t , σ , λ , $emin$, $emax$, and the algorithm parameters N , s , S , y , and Y were chosen in [Brow, W, p. 471] as:

$N = 10^{e_N}$, where $e_N = \lfloor (t - 2)/2 \rfloor$, the greatest integer less than or equal to $(t - 2)/2$;

$s = 10^{e_s}$, where $e_s = \lfloor -(emax + e_N)/2 \rfloor$;

$S = 10^{e_S}$, where $e_S = \lceil (1 - emin)/2 \rceil$, the smallest integer greater than or equal to $(1 - emin)/2$;

$y = 10^{e_y}$, where $e_y = \lceil (emin + t - 2)/2 \rceil$;

$Y = 10^{e_Y}$, where $e_Y = \lfloor (emax - e_N)/2 \rfloor$.

The reliability built into this algorithm has greatly increased the complexity compared to the algorithm given earlier in the section.

There are many forms of general-purpose numerical software available commercially and in the public domain. Most of the early software was written for mainframe computers, and a good reference for this is *Sources and Development of Mathematical Software*, edited by Wayne Cowell [Co]. Now that the desktop computer has become sufficiently powerful, standard numerical software is available for personal computers and workstations. Most of this numerical software is written in FORTRAN, although some packages are written in C, C++, and FORTRAN90.

ALGOL procedures were presented for matrix computations in 1971 in [WR]. A package of FORTRAN subroutines based mainly on the ALGOL procedures was then developed into the EISPACK routines. These routines are documented in the manuals published

by Springer-Verlag as part of their Lecture Notes in Computer Science series [Sm,B] and [Gar]. The FORTRAN subroutines are used to compute eigenvalues and eigenvectors for a variety of different types of matrices. The EISPACK project was the first large-scale numerical software package to be made available in the public domain and led the way for many packages to follow. EISPACK is maintained by netlib and can be found on the Internet at <http://www.netlib.org/eispack>.

LINPACK is a package of FORTRAN subroutines for analyzing and solving systems of linear equations and solving linear least squares problems. The documentation for this package is contained in [DBMS] and located at <http://www.netlib.org/linpack>. A step-by-step introduction to LINPACK, EISPACK, and BLAS (Basic Linear Algebra Subprograms) is given in [CV].

The LAPACK package, first available in 1992, is a library of FORTRAN subroutines that supercedes LINPACK and EISPACK by integrating these two sets of algorithms into a unified and updated package. The software has been restructured to achieve greater efficiency on vector processors and other high-performance or shared-memory multiprocessors. LAPACK is expanded in depth and breadth in version 3.0, which is available in FORTRAN, FORTRAN90, C, C++, and JAVA. FORTRAN90, C, and JAVA are only available as language interfaces or translations of the FORTRAN libraries of LAPACK. The package BLAS is not a part of LAPACK, but the code for BLAS is distributed with LAPACK. The *LAPACK User's Guide, 3rd ed.* [An] is available from SIAM or on the Internet at http://www.netlib.org/lapack/lug/lapack_lug.html. The complete LAPACK or individual routines from LAPACK can be obtained through netlib at netlibornl.gov, netlibresearch.att.com, or <http://www.netlib.org/lapack>.

Other packages for solving specific types of problems are available in the public domain. Information about these programs can be obtained through electronic mail by sending the line "help" to one of the following addresses: netlibresearch.att.com, netlibornl.gov, netlibnac.no, or netlibdraci.cs.uow.edu.au or to the uucp address uunet!research!netlib. As an alternative to netlib, you can use Xnetlib to search the database and retrieve software. More information can be found in the article *Software Distribution using Netlib* by Dongarra, Roman, and Wade [DRW].

These software packages are highly efficient, accurate, and reliable. They are thoroughly tested, and documentation is readily available. Although the packages are portable, it is a good idea to investigate the machine dependence and read the documentation thoroughly. The programs test for almost all special contingencies that might result in error and failures. At the end of each chapter we will discuss some of the appropriate general-purpose packages.

Commercially available packages also represent the state of the art in numerical methods. Their contents are often based on the public-domain packages but include methods in libraries for almost every type of problem.

IMSL (International Mathematical and Statistical Libraries) consists of the libraries MATH, STAT, and SFUN for numerical mathematics, statistics, and special functions, respectively. These libraries contain more than 900 subroutines originally available in FORTRAN 77 and now available in C, FORTRAN90, and JAVA. These subroutines solve the most common numerical analysis problems. In 1970 IMSL became the first large-scale scientific library for mainframes. Since that time, the libraries have been made available for computer systems ranging from supercomputers to personal computers. The libraries are available commercially from Visual Numerics, 9990 Richmond Ave S400, Houston,

TX 77042-4548, with Internet address <http://www.vni.com>. The packages are delivered in compiled form with extensive documentation. There is an example program for each routine as well as background reference information. IMSL contains methods for linear systems, eigensystem analysis, interpolation and approximation, integration and differentiation, differential equations, transforms, nonlinear equations, optimization, and basic matrix/vector operations. The library also contains extensive statistical routines.

The Numerical Algorithms Group (NAG) has been in existence in the United Kingdom since 1970. NAG offers more than 1000 subroutines in a FORTRAN 77 library, about 400 subroutines in a C library, over 200 subroutines in a FORTRAN 90 library, and an MPI FORTRAN numerical library for parallel machines and clusters of workstations or personal computers. A subset of their FORTRAN 77 library (the NAG Foundation Library) is available for personal computers and workstations where work space is limited. The NAG C Library, the FORTRAN 90 library, and the MPI FORTRAN library offer many of the same routines as the FORTRAN Library. The NAG user's manual includes instructions and examples, along with sample output for each of the routines. A useful introduction to the NAG routines is [Ph]. The NAG library contains routines to perform most standard numerical analysis tasks in a manner similar to those in the IMSL. It also includes some statistical routines and a set of graphic routines. The library is commercially available from Numerical Algorithms Group, Inc., 1400 Opus Place, Suite 200, Downers Grove, IL 60515-5702, with Internet address <http://www.nag.com>.

The IMSL and NAG packages are designed for the mathematician, scientist, or engineer who wishes to call high-quality FORTRAN subroutines from within a program. The documentation available with the commercial packages illustrates the typical driver program required to use the library routines. The next three software packages are stand-alone environments. When activated, the user enters commands to cause the package to solve a problem. However, each package allows programming within the command language.

MATLAB is a matrix laboratory that was originally a Fortran program published by Cleve Moler [Mo]. The laboratory is based mainly on the EISPACK and LINPACK subroutines, although functions such as nonlinear systems, numerical integration, cubic splines, curve fitting, optimization, ordinary differential equations, and graphical tools have been incorporated. MATLAB is currently written in C and assembler, and the PC version of this package requires a numeric coprocessor. The basic structure is to perform matrix operations, such as finding the eigenvalues of a matrix entered from the command line or from an external file via function calls. This is a powerful self-contained system that is especially useful for instruction in an applied linear algebra course. MATLAB has been available since 1985 and can be purchased from The MathWorks Inc., Cochituate Place, 24 Prime Park Way, Natick, MA 01760. The electronic mail address of The Mathworks is infomathworks.com, and the Internet address is <http://www.mathworks.com>. MATLAB software is designed to run on many computers, including IBM PC compatibles, APPLE Macintosh, and SUN workstations. A student version of MATLAB does not require a coprocessor but will use one if it is available.

The second package is GAUSS, a mathematical and statistical system produced by Lee E. Ediefson and Samuel D. Jones in 1985. It is coded mainly in assembler and based primarily on EISPACK and LINPACK. As in the case of MATLAB, integration/differentiation, nonlinear systems, fast Fourier transforms, and graphics are available. GAUSS is oriented less toward instruction in linear algebra and more toward statistical analysis of data. This package also uses a numeric coprocessor if one is available. It can

be purchased from Aptech Systems, Inc., 23804 S.E. Kent-Kangley Road, Maple Valley, WA 98038 (infoaptech.com).

The third package is Maple, a computer algebra system developed in 1980 by the Symbolic Computational Group at the University of Waterloo. The design for the original Maple system is presented in the paper by B.W. Char, K.O. Geddes, W.M. Gentleman, and G.H. Gonnet [CGGG]. Maple has been available since 1985 and can be purchased from Waterloo Maple Inc., 57 Erb Street, Waterloo, ON N2L 6C2. The electronic mail address of Waterloo Maple is infomaplesoft.com, and the Internet address is <http://www.maplesoft.com>. Maple, which is written in C, has the ability to manipulate information in a symbolic manner. This symbolic manipulation allows the user to obtain exact answers instead of numerical values. Maple can give exact answers to mathematical problems such as integrals, differential equations, and linear systems. It contains a programming structure and permits text, as well as commands, to be saved in its worksheet files. These worksheets can then be loaded into Maple and the commands executed. Because of the properties of symbolic computation, numerical computation, and worksheets, Maple is the language of choice for this text. Throughout the book Maple commands will be embedded into the text.

Numerous packages are available that can be classified as supercalculator packages for the PC. These should not be confused, however, with the general-purpose software listed here. If you have an interest in one of these packages, you should read *Supercalculators on the PC* by B. Simon and R. M. Wilson [SW].

Additional information about software and software libraries can be found in the books by Cody and Waite [CW] and by Kockler [Ko], and in the 1995 article by Dongarra and Walker [DW]. More information about floating-point computation can be found in the book by Chaitini-Chatelin and Frayse [CF] and the article by Goldberg [Go].

Books that address the application of numerical techniques on parallel computers include those by Schendell [Sche], Phillips and Freeman [PF], and Golub and Ortega [GO].

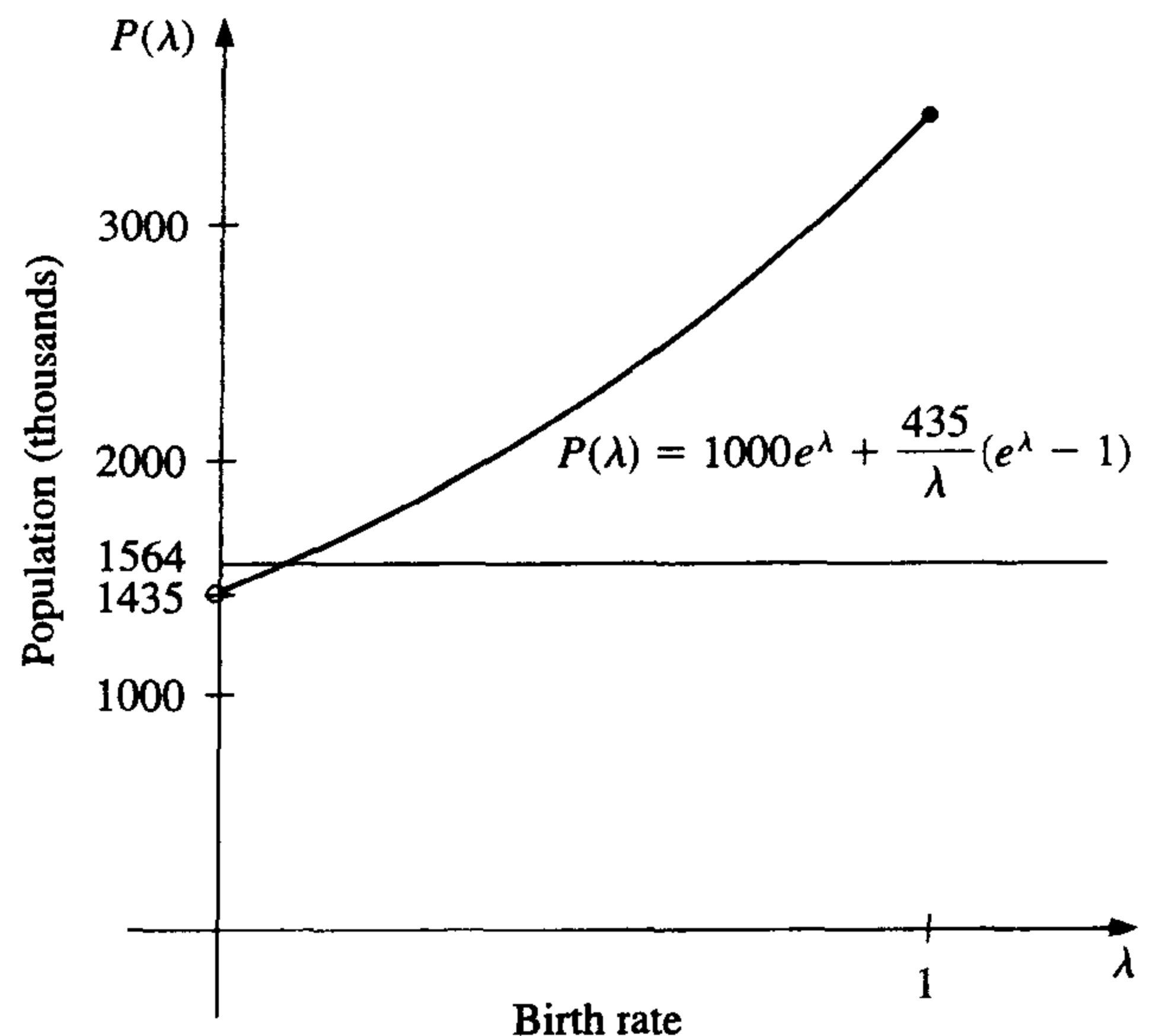
Solutions of Equations in One Variable

■ ■ ■

The growth of a population can be modeled over short periods of time by assuming that the population grows continuously with time at a rate proportional to the number present at that time. If we let $N(t)$ denote the number at time t and λ denote the constant birth rate of the population, then the population satisfies the differential equation

$$\frac{dN(t)}{dt} = \lambda N(t).$$

The solution to this equation is $N(t) = N_0 e^{\lambda t}$, where N_0 denotes the initial population.



This exponential model is valid only when the population is isolated, with no immigration. If immigration is permitted at a constant rate v , then the differential equation becomes

$$\frac{dN(t)}{dt} = \lambda N(t) + v,$$

whose solution is

$$N(t) = N_0 e^{\lambda t} + \frac{v}{\lambda} (e^{\lambda t} - 1).$$

Suppose a certain population contains 1,000,000 individuals initially, that 435,000 individuals immigrate into the community in the first year, and that 1,564,000 individuals are present at the end of one year. To determine the birth rate of this population, we must solve for λ in the equation

$$1,564,000 = 1,000,000e^{\lambda} + \frac{435,000}{\lambda}(e^{\lambda} - 1).$$

The numerical methods discussed in this chapter are used to approximate solutions of equations of this type, when the exact solutions cannot be obtained by algebraic methods. The solution to this particular problem is considered in Exercise 20 of Section 2.3.

2.1 The Bisection Method

In this chapter, we consider one of the most basic problems of numerical approximation, the *root-finding problem*. This process involves finding a *root*, or solution, of an equation of the form $f(x) = 0$, for a given function f . A root of this equation is also called a *zero* of the function f . The problem of finding an approximation to the root of an equation can be traced back at least as far as 1700 B.C. A cuneiform table in the Yale Babylonian Collection dating from that period gives a sexagesimal (base-60) number equivalent to 1.414222 as an approximation to $\sqrt{2}$, a result that is accurate to within 10^{-5} . This approximation can be found by applying a technique described in Exercise 19 of Section 2.2.

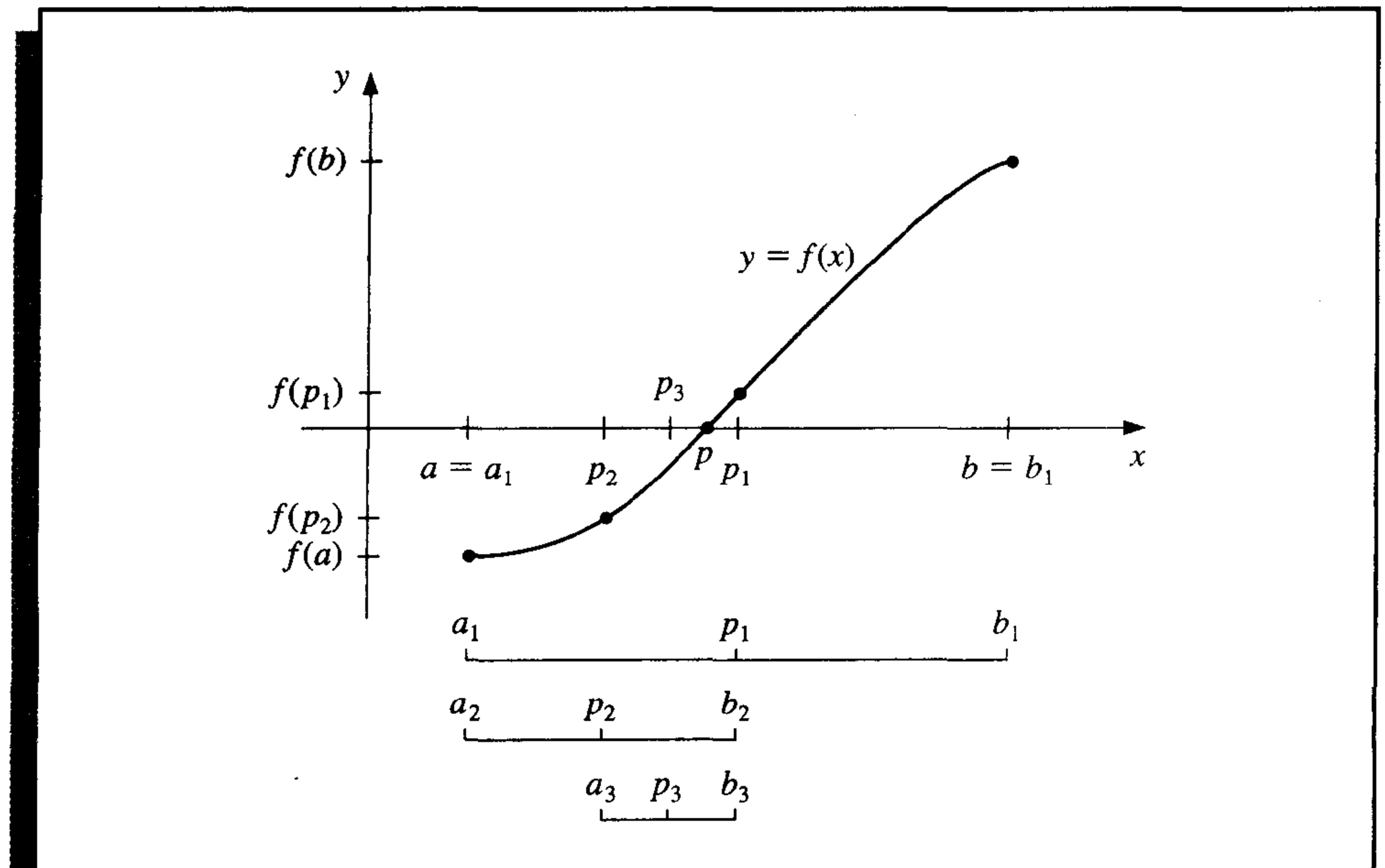
The first technique, based on the Intermediate Value Theorem, is called the **Bisection**, or **Binary-search, method**. Suppose f is a continuous function defined on the interval $[a, b]$, with $f(a)$ and $f(b)$ of opposite sign. By the Intermediate Value Theorem, there exists a number p in (a, b) with $f(p) = 0$. Although the procedure will work when there is more than one root in the interval (a, b) , we assume for simplicity that the root in this interval is unique. The method calls for a repeated halving of subintervals of $[a, b]$ and, at each step, locating the half containing p .

To begin, set $a_1 = a$ and $b_1 = b$, and let p_1 be the midpoint of $[a, b]$; that is,

$$p_1 = a_1 + \frac{b_1 - a_1}{2} = \frac{a_1 + b_1}{2}.$$

If $f(p_1) = 0$, then $p = p_1$, and we are done. If $f(p_1) \neq 0$, then $f(p_1)$ has the same sign as either $f(a_1)$ or $f(b_1)$. When $f(p_1)$ and $f(a_1)$ have the same sign, $p \in (p_1, b_1)$, and we set $a_2 = p_1$ and $b_2 = b_1$. When $f(p_1)$ and $f(a_1)$ have opposite signs, $p \in (a_1, p_1)$, and we set $a_2 = a_1$ and $b_2 = p_1$. We then reapply the process to the interval $[a_2, b_2]$. This produces the method described in Algorithm 2.1. (See Figure 2.1.)

Figure 2.1



ALGORITHM

2.1

Bisection

To find a solution to $f(x) = 0$ given the continuous function f on the interval $[a, b]$, where $f(a)$ and $f(b)$ have opposite signs:

INPUT endpoints a, b ; tolerance TOL ; maximum number of iterations N_0 .

OUTPUT approximate solution p or message of failure.

Step 1 Set $i = 1$;
 $FA = f(a)$.

Step 2 While $i \leq N_0$ do Steps 3–6.

Step 3 Set $p = a + (b - a)/2$; (Compute p_i .)
 $FP = f(p)$.

Step 4 If $FP = 0$ or $(b - a)/2 < TOL$ then
 OUTPUT (p); (*Procedure completed successfully.*)
 STOP.

Step 5 Set $i = i + 1$.

Step 6 If $FA \cdot FP > 0$ then set $a = p$; (*Compute a_i, b_i .*)
 $FA = FP$
 else set $b = p$.

Step 7 OUTPUT ('Method failed after N_0 iterations, $N_0 =$ ', N_0);
 (*The procedure was unsuccessful.*)
 STOP. ■

Other stopping procedures can be applied in Step 4 of Algorithm 2.1 or in any of the iterative techniques in this chapter. For example, we can select a tolerance $\epsilon > 0$ and generate p_1, \dots, p_N until one of the following conditions is met:

$$|p_N - p_{N-1}| < \epsilon, \quad (2.1)$$

$$\frac{|p_N - p_{N-1}|}{|p_N|} < \epsilon, \quad p_N \neq 0, \quad \text{or} \quad (2.2)$$

$$|f(p_N)| < \epsilon. \quad (2.3)$$

Unfortunately, difficulties can arise using any of these stopping criteria. For example, there are sequences $\{p_n\}_{n=0}^{\infty}$ with the property that the differences $p_n - p_{n-1}$ converge to zero while the sequence itself diverges. (See Exercise 15.) It is also possible for $f(p_n)$ to be close to zero while p_n differs significantly from p . (See Exercise 14.) Without additional knowledge about f or p , Inequality (2.2) is the best stopping criterion to apply because it comes closest to testing relative error.

When using a computer to generate approximations, it is good practice to set an upper bound on the number of iterations. This will eliminate the possibility of entering an infinite loop, a situation that can arise when the sequence diverges (and also when the program is incorrectly coded). This was done in Step 2 of Algorithm 2.1 where the bound N_0 was set and the procedure terminated if $i > N_0$.

Note that to start the Bisection Algorithm, an interval $[a, b]$ must be found with $f(a) \cdot f(b) < 0$. At each step the length of the interval known to contain a zero of f is reduced by a factor of 2; hence it is advantageous to choose the initial interval $[a, b]$ as small as possible. For example, if $f(x) = 2x^3 - x^2 + x - 1$, we have both

$$f(-4) \cdot f(4) < 0 \quad \text{and} \quad f(0) \cdot f(1) < 0,$$

so the Bisection Algorithm could be used on either of the intervals $[-4, 4]$ or $[0, 1]$. Starting the Bisection Algorithm on $[0, 1]$ instead of $[-4, 4]$ will reduce by 3 the number of iterations required to achieve a specified accuracy.

The following example illustrates the Bisection Algorithm. The iteration in this example is terminated when the relative error is less than 0.0001; that is, when

$$\frac{|p - p_n|}{|p|} < 10^{-4}.$$

EXAMPLE 1 The equation $f(x) = x^3 + 4x^2 - 10 = 0$ has a root in $[1, 2]$ since $f(1) = -5$ and $f(2) = 14$. The Bisection Algorithm gives the values in Table 2.1.

Table 2.1

n	a_n	b_n	p_n	$f(p_n)$
1	1.0	2.0	1.5	2.375
2	1.0	1.5	1.25	-1.79687
3	1.25	1.5	1.375	0.16211
4	1.25	1.375	1.3125	-0.84839
5	1.3125	1.375	1.34375	-0.35098
6	1.34375	1.375	1.359375	-0.09641
7	1.359375	1.375	1.3671875	0.03236
8	1.359375	1.3671875	1.36328125	-0.03215
9	1.36328125	1.3671875	1.365234375	0.000072
10	1.36328125	1.365234375	1.364257813	-0.01605
11	1.364257813	1.365234375	1.364746094	-0.00799
12	1.364746094	1.365234375	1.364990235	-0.00396
13	1.364990235	1.365234375	1.365112305	-0.00194

After 13 iterations, $p_{13} = 1.365112305$ approximates the root p with an error

$$|p - p_{13}| < |b_{14} - a_{14}| = |1.365234375 - 1.365112305| = 0.000122070.$$

Since $|a_{14}| < |p|$,

$$\frac{|p - p_{13}|}{|p|} < \frac{|b_{14} - a_{14}|}{|a_{14}|} \leq 9.0 \times 10^{-5},$$

so the approximation is correct to at least four significant digits. The correct value of p , to nine decimal places, is $p = 1.365230013$. Note that p_9 is closer to p than is the final approximation p_{13} . You might suspect this is true since $|f(p_9)| < |f(p_{13})|$, but we cannot be sure of this unless the true answer is known. ■

The Bisection method, though conceptually clear, has significant drawbacks. It is slow to converge (that is, N may become quite large before $|p - p_N|$ is sufficiently small), and a good intermediate approximation can be inadvertently discarded. However, the method has the important property that it always converges to a solution, and for that reason it is often used as a starter for the more efficient methods we will present later in this chapter.

Theorem 2.1

Suppose that $f \in C[a, b]$ and $f(a) \cdot f(b) < 0$. The Bisection method generates a sequence $\{p_n\}_{n=1}^{\infty}$ approximating a zero p of f with

$$|p_n - p| \leq \frac{b - a}{2^n}, \quad \text{when } n \geq 1. \quad \blacksquare$$

Proof For each $n \geq 1$, we have

$$b_n - a_n = \frac{1}{2^{n-1}}(b - a) \quad \text{and} \quad p \in (a_n, b_n).$$

Since $p_n = \frac{1}{2}(a_n + b_n)$ for all $n \geq 1$, it follows that

$$|p_n - p| \leq \frac{1}{2}(b_n - a_n) = \frac{b - a}{2^n}. \quad \dots$$

Since

$$|p_n - p| \leq (b - a) \frac{1}{2^n},$$

the sequence $\{p_n\}_{n=1}^{\infty}$ converges to p with rate of convergence $O\left(\frac{1}{2^n}\right)$; that is,

$$p_n = p + O\left(\frac{1}{2^n}\right).$$

It is important to realize that Theorem 2.1 gives only a bound for approximation error and that this bound may be quite conservative. For example, this bound applied to the problem in Example 1 ensures only that

$$|p - p_9| \leq \frac{2 - 1}{2^9} \approx 2 \times 10^{-3},$$

but the actual error is much smaller:

$$|p - p_9| = |1.365230013 - 1.365234375| \approx 4.4 \times 10^{-6}.$$

EXAMPLE 2

To determine the number of iterations necessary to solve $f(x) = x^3 + 4x^2 - 10 = 0$ with accuracy 10^{-3} using $a_1 = 1$ and $b_1 = 2$ requires finding an integer N that satisfies

$$|p_N - p| \leq 2^{-N}(b - a) = 2^{-N} < 10^{-3}.$$

To determine N we will use logarithms. Although logarithms to any base would suffice, we will use base-10 logarithms since the tolerance is given as a power of 10. Since $2^{-N} < 10^{-3}$ implies that $\log_{10} 2^{-N} < \log_{10} 10^{-3} = -3$, we have

$$-N \log_{10} 2 < -3 \quad \text{and} \quad N > \frac{3}{\log_{10} 2} \approx 9.96.$$

Hence, ten iterations will ensure an approximation accurate to within 10^{-3} . Table 2.1 on page 51 shows that the value of $p_9 = 1.365234375$ is accurate to within 10^{-4} . Again, it

is important to keep in mind that the error analysis gives only a bound for the number of iterations, and in many cases this bound is much larger than the actual number required. ■

The bound for the number of iterations for the Bisection method assumes that the calculations are performed using infinite-digit arithmetic. When implementing the method on a computer, consideration must be given to the effects of roundoff error. For example, the computation of the midpoint of the interval $[a_n, b_n]$ should be found from the equation

$$p_n = a_n + \frac{b_n - a_n}{2}$$

instead of from the algebraically equivalent equation

$$p_n = \frac{a_n + b_n}{2}.$$

The first equation adds a small correction, $(b_n - a_n)/2$, to the known value a_n . When $b_n - a_n$ is near the maximum precision of the machine this correction might be in error, but the error would not significantly affect the computed value of p_n . However, when $b_n - a_n$ is near the maximum precision of the machine, it is possible for $(a_n + b_n)/2$ to return a midpoint that is not even in the interval $[a_n, b_n]$.

As a final remark, to determine which subinterval of $[a_n, b_n]$ contains a root of f , it is better to make use of the **signum** function, which is defined as

$$\text{sgn}(x) = \begin{cases} -1, & \text{if } x < 0, \\ 0, & \text{if } x = 0, \\ 1, & \text{if } x > 0. \end{cases}$$

The test

$$\text{sgn}(f(a_n)) \text{sgn}(f(p_n)) < 0 \quad \text{instead of} \quad f(a_n)f(p_n) < 0$$

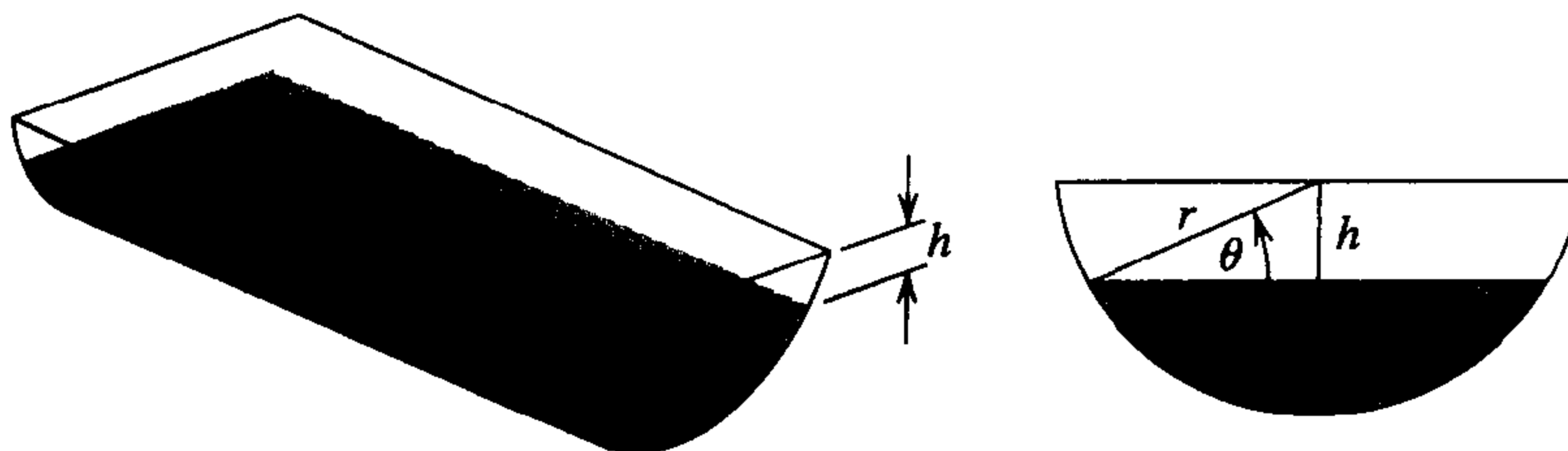
gives the same result but avoids the possibility of overflow or underflow in the multiplication of $f(a_n)$ and $f(p_n)$.

EXERCISE SET 2.1

1. Use the Bisection method to find p_3 for $f(x) = \sqrt{x} - \cos x$ on $[0, 1]$.
2. Let $f(x) = 3(x + 1)(x - \frac{1}{2})(x - 1)$. Use the Bisection method on the following intervals to find p_3 .
 - a. $[-2, 1.5]$
 - b. $[-1.25, 2.5]$
3. Use the Bisection method to find solutions accurate to within 10^{-2} for $x^3 - 7x^2 + 14x - 6 = 0$ on each interval.
 - a. $[0, 1]$
 - b. $[1, 3.2]$
 - c. $[3.2, 4]$

4. Use the Bisection method to find solutions accurate to within 10^{-2} for $x^4 - 2x^3 - 4x^2 + 4x + 4 = 0$ on each interval.
 - a. $[-2, -1]$
 - b. $[0, 2]$
 - c. $[2, 3]$
 - d. $[-1, 0]$
5. Use the Bisection method to find a solution accurate to within 10^{-3} for $x = \tan x$ on $[4, 4.5]$.
6. Use the Bisection method to find a solution accurate to within 10^{-3} for $2 + \cos(e^x - 2) - e^x = 0$ on $[0.5, 1.5]$.
7. Use the Bisection method to find solutions accurate to within 10^{-5} for the following problems.
 - a. $x - 2^{-x} = 0$ for $0 \leq x \leq 1$
 - b. $e^x - x^2 + 3x - 2 = 0$ for $0 \leq x \leq 1$
 - c. $2x \cos(2x) - (x + 1)^2 = 0$ for $-3 \leq x \leq -2$ and $-1 \leq x \leq 0$
 - d. $x \cos x - 2x^2 + 3x - 1 = 0$ for $0.2 \leq x \leq 0.3$ and $1.2 \leq x \leq 1.3$
8. Let $f(x) = (x + 2)(x + 1)^2x(x - 1)^3(x - 2)$. To which zero of f does the Bisection method converge when applied on the following intervals?
 - a. $[-1.5, 2.5]$
 - b. $[-0.5, 2.4]$
 - c. $[-0.5, 3]$
 - d. $[-3, -0.5]$
9. Let $f(x) = (x + 2)(x + 1)x(x - 1)^3(x - 2)$. To which zero of f does the Bisection method converge when applied on the following intervals?
 - a. $[-3, 2.5]$
 - b. $[-2.5, 3]$
 - c. $[-1.75, 1.5]$
 - d. $[-1.5, 1.75]$
10. Find an approximation to $\sqrt{3}$ correct to within 10^{-4} using the Bisection Algorithm. [Hint: Consider $f(x) = x^2 - 3$.]
11. Find an approximation to $\sqrt[3]{25}$ correct to within 10^{-4} using the Bisection Algorithm.
12. Use Theorem 2.1 to find a bound for the number of iterations needed to achieve an approximation with accuracy 10^{-3} to the solution of $x^3 + x - 4 = 0$ lying in the interval $[1, 4]$. Find an approximation to the root with this degree of accuracy.
13. Use Theorem 2.1 to find a bound for the number of iterations needed to achieve an approximation with accuracy 10^{-4} to the solution of $x^3 - x - 1 = 0$ lying in the interval $[1, 2]$. Find an approximation to the root with this degree of accuracy.
14. Let $f(x) = (x - 1)^{10}$, $p = 1$, and $p_n = 1 + 1/n$. Show that $|f(p_n)| < 10^{-3}$ whenever $n > 1$ but that $|p - p_n| < 10^{-3}$ requires that $n > 1000$.
15. Let $\{p_n\}$ be the sequence defined by $p_n = \sum_{k=1}^n \frac{1}{k}$. Show that $\{p_n\}$ diverges even though $\lim_{n \rightarrow \infty} (p_n - p_{n-1}) = 0$.
16. The function defined by $f(x) = \sin \pi x$ has zeros at every integer. Show that when $-1 < a < 0$ and $2 < b < 3$, the Bisection method converges to
 - a. 0, if $a + b < 2$
 - b. 2, if $a + b > 2$
 - c. 1, if $a + b = 2$
17. A trough of length L has a cross section in the shape of a semicircle with radius r (See the accompanying figure.) When filled with water to within a distance h of the top, the volume V of water is

$$V = L [0.5\pi r^2 - r^2 \arcsin(h/r) - h(r^2 - h^2)^{1/2}].$$



Suppose $L = 10$ ft, $r = 1$ ft, and $V = 12.4$ ft³. Find the depth of water in the trough to within 0.01 ft.

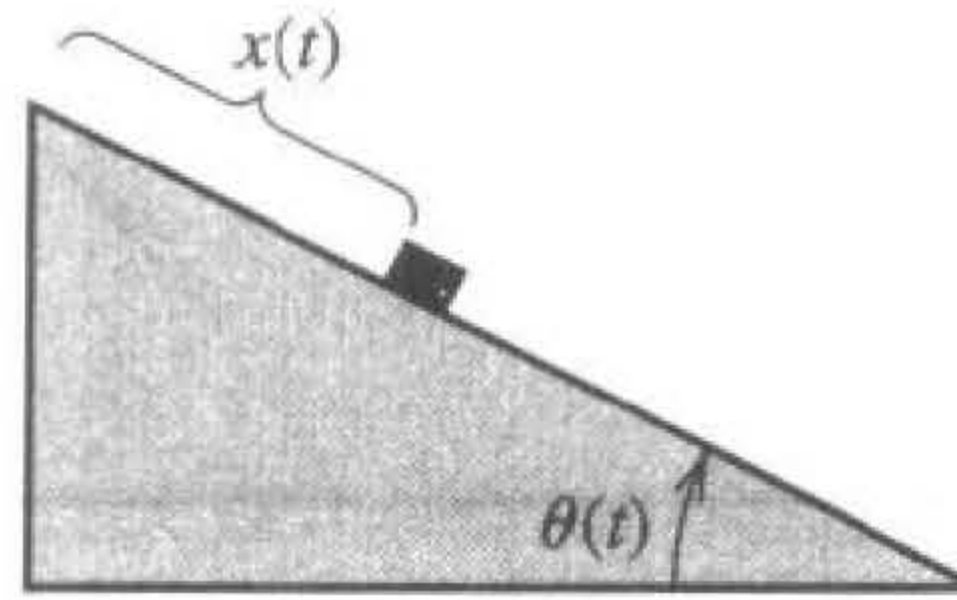
18. A particle starts at rest on a smooth inclined plane whose angle θ is changing at a constant rate

$$\frac{d\theta}{dt} = \omega < 0.$$

At the end of t seconds, the position of the object is given by

$$x(t) = -\frac{g}{2\omega^2} \left(\frac{e^{\omega t} - e^{-\omega t}}{2} - \sin \omega t \right).$$

Suppose the particle has moved 1.7 ft in 1 s. Find, to within 10^{-5} , the rate ω at which θ changes. Assume that $g = 32.17$ ft/s².



2.2 Fixed-Point Iteration

A number p is a **fixed point** for a given function g if $g(p) = p$. In this section we consider the problem of finding solutions to fixed-point problems and the connection between the fixed-point problems and the root-finding problems we wish to solve.

Root-finding problems and fixed-point problems are equivalent classes in the following sense:

Given a root-finding problem $f(p) = 0$, we can define functions g with a fixed point at p in a number of ways, for example, as $g(x) = x - f(x)$ or as $g(x) = x + 3f(x)$. Conversely, if the function g has a fixed point at p , then the function defined by $f(x) = x - g(x)$ has a zero at p .

Although the problems we wish to solve are in the root-finding form, the fixed-point form is easier to analyze, and certain fixed-point choices lead to very powerful root-finding techniques.

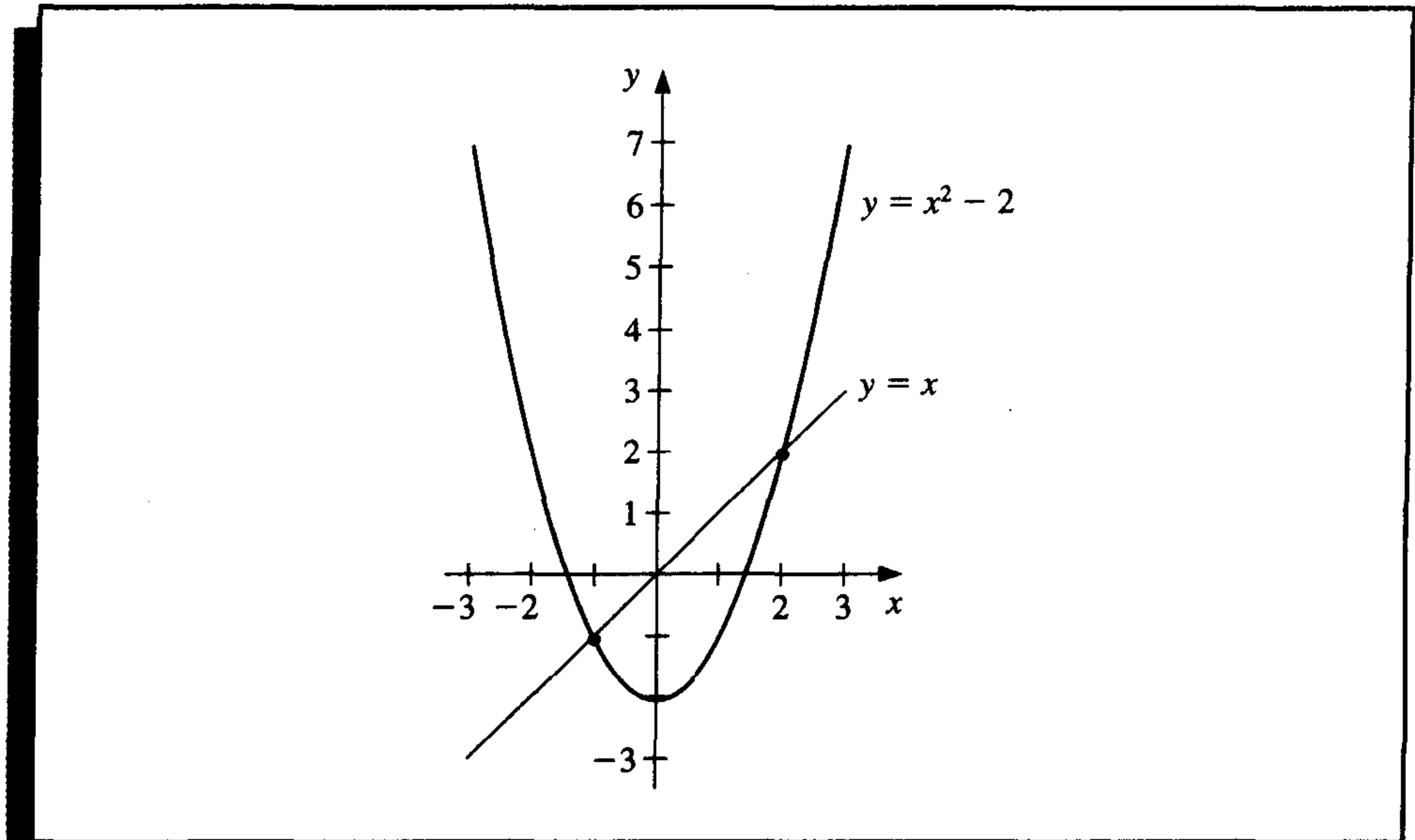
We first need to become comfortable with this new type of problem and to decide when a function has a fixed point and how the fixed points can be approximated to within a specified accuracy.

EXAMPLE 1 The function $g(x) = x^2 - 2$, for $-2 \leq x \leq 3$, has fixed points at $x = -1$ and $x = 2$ since

$$g(-1) = (-1)^2 - 2 = -1 \quad \text{and} \quad g(2) = 2^2 - 2 = 2.$$

This can be seen in Figure 2.2. ■

Figure 2.2



The following theorem gives sufficient conditions for the existence and uniqueness of a fixed point.

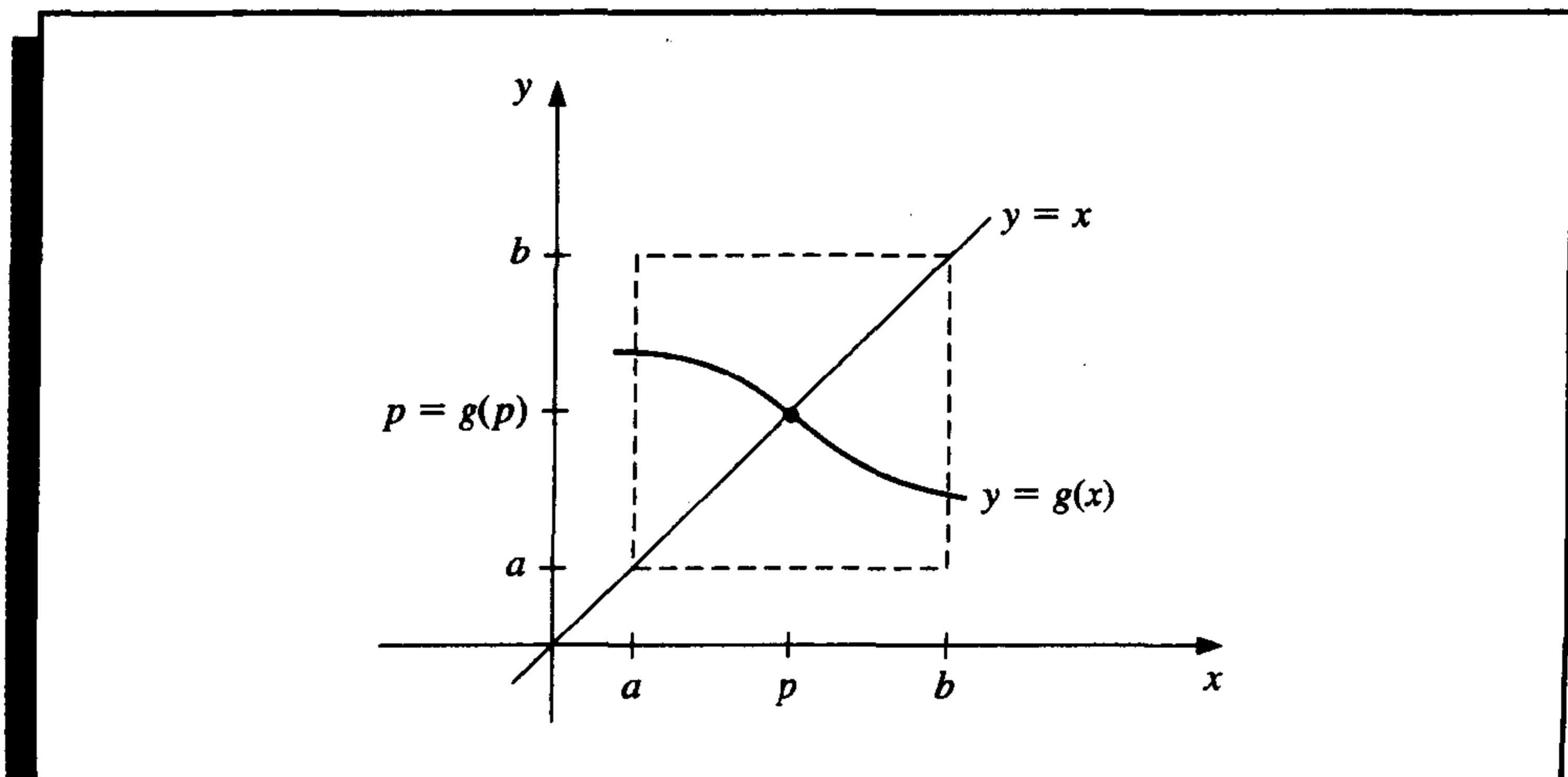
Theorem 2.2

- a. If $g \in C[a, b]$ and $g(x) \in [a, b]$ for all $x \in [a, b]$, then g has a fixed point in $[a, b]$.
- b. If, in addition, $g'(x)$ exists on (a, b) and a positive constant $k < 1$ exists with

$$|g'(x)| \leq k, \quad \text{for all } x \in (a, b),$$

then the fixed point in $[a, b]$ is unique. (See Figure 2.3.) ■

Figure 2.3



Proof

- a. If $g(a) = a$ or $g(b) = b$, then g has a fixed point at an endpoint. If not, then $g(a) > a$ and $g(b) < b$. The function $h(x) = g(x) - x$ is continuous on $[a, b]$, with

$$h(a) = g(a) - a > 0 \quad \text{and} \quad h(b) = g(b) - b < 0.$$

The Intermediate Value Theorem implies that there exists $p \in (a, b)$ for which $h(p) = 0$. This number p is a fixed point for g since

$$0 = h(p) = g(p) - p \quad \text{implies that} \quad g(p) = p.$$

- b. Suppose, in addition, that $|g'(x)| \leq k < 1$ and that p and q are both fixed points in $[a, b]$. If $p \neq q$, then the Mean Value Theorem implies that a number ξ exists between p and q , and hence in $[a, b]$, with

$$\frac{g(p) - g(q)}{p - q} = g'(\xi).$$

Thus,

$$|p - q| = |g(p) - g(q)| = |g'(\xi)||p - q| \leq k|p - q| < |p - q|,$$

which is a contradiction. This contradiction must come from the only supposition, $p \neq q$. Hence, $p = q$ and the fixed point in $[a, b]$ is unique. ■ ■ ■

EXAMPLE 2

- a. Let $g(x) = (x^2 - 1)/3$ on $[-1, 1]$. The Extreme Value Theorem implies that the absolute minimum of g occurs at $x = 0$ and $g(0) = -\frac{1}{3}$. Similarly, the absolute maximum of g occurs at $x = \pm 1$ and has the value $g(\pm 1) = 0$. Moreover, g is continuous and

$$|g'(x)| = \left| \frac{2x}{3} \right| \leq \frac{2}{3}, \quad \text{for all } x \in (-1, 1).$$

So g satisfies all the hypotheses of Theorem 2.2 and has a unique fixed point in $[-1, 1]$.

In this example, the unique fixed point p in the interval $[-1, 1]$ can be determined algebraically. If

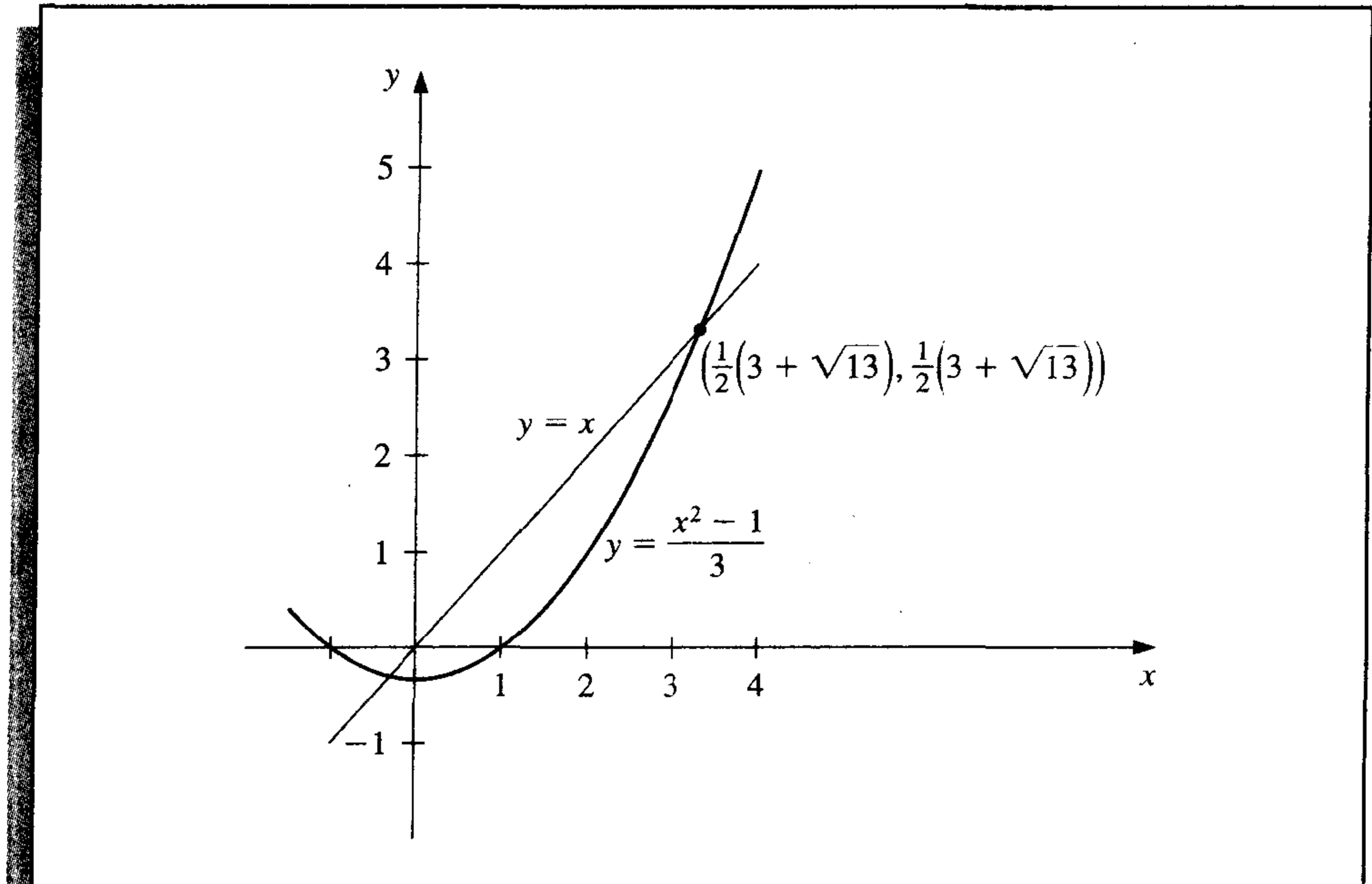
$$p = g(p) = \frac{p^2 - 1}{3}, \quad \text{then} \quad p^2 - 3p - 1 = 0,$$

which, by the quadratic formula, implies that

$$p = \frac{1}{2}(3 - \sqrt{13}).$$

Note that g also has a unique fixed point $p = \frac{1}{2}(3 + \sqrt{13})$ for the interval $[3, 4]$. However, $g(4) = 5$ and $g'(4) = \frac{8}{3} > 1$, so g does not satisfy the hypotheses of Theorem 2.2 on $[3, 4]$. Hence, the hypotheses of Theorem 2.2 are sufficient to guarantee a unique fixed point but are not necessary. (See Figure 2.4.)

Figure 2.4



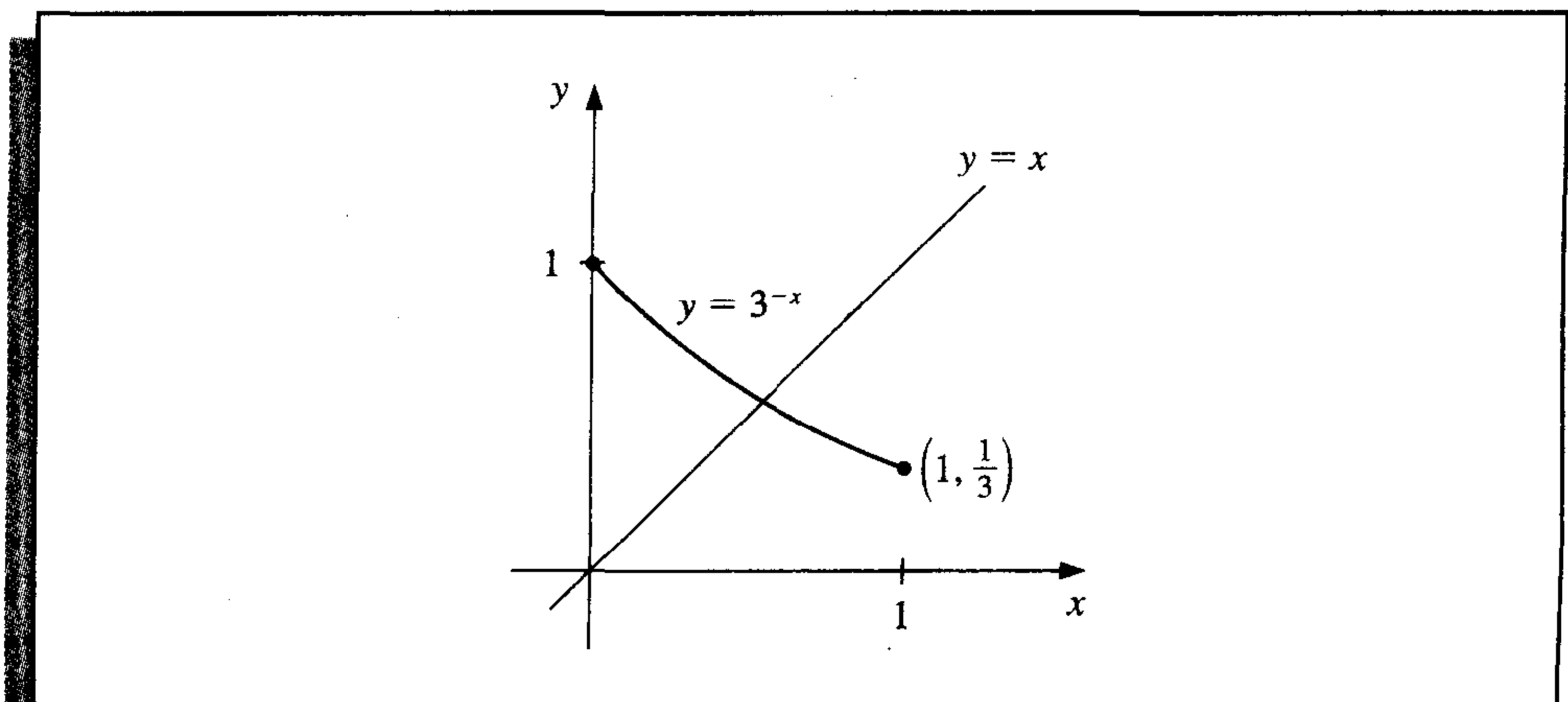
- b. Let $g(x) = 3^{-x}$. Since $g'(x) = -3^{-x} \ln 3 < 0$ on $[0, 1]$, the function g is decreasing on $[0, 1]$. So

$$g(1) = \frac{1}{3} \leq g(x) \leq 1 = g(0), \quad \text{for } 0 \leq x \leq 1.$$

Thus, for $x \in [0, 1]$, we have $g(x) \in [0, 1]$, and g has a fixed point in $[0, 1]$. Since

$$g'(0) = -\ln 3 = -1.098612289,$$

Figure 2.5



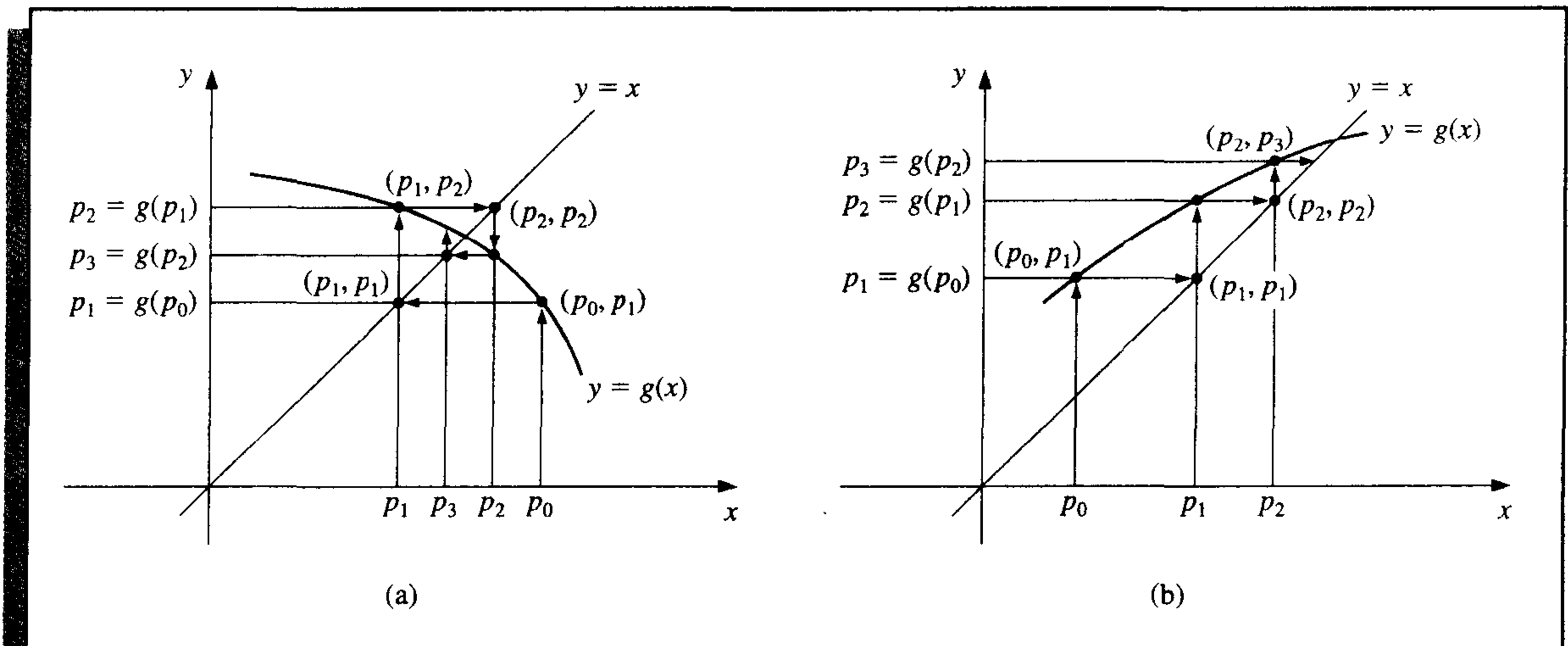
$|g'(x)| \not\leq 1$ on $(0, 1)$, and Theorem 2.2 cannot be used to determine uniqueness. However, g is always decreasing, and it is clear from Figure 2.5 that the fixed point must be unique. ■

To approximate the fixed point of a function g , we choose an initial approximation p_0 and generate the sequence $\{p_n\}_{n=0}^{\infty}$ by letting $p_n = g(p_{n-1})$, for each $n \geq 1$. If the sequence converges to p and g is continuous, then

$$p = \lim_{n \rightarrow \infty} p_n = \lim_{n \rightarrow \infty} g(p_{n-1}) = g\left(\lim_{n \rightarrow \infty} p_{n-1}\right) = g(p),$$

and a solution to $x = g(x)$ is obtained. This technique is called **fixed-point iteration**, or **functional iteration**. The procedure is detailed in Algorithm 2.2 and illustrated in Figure 2.6.

Figure 2.6



ALGORITHM

2.2

Fixed-Point Iteration

To find a solution to $p = g(p)$ given an initial approximation p_0 :

INPUT initial approximation p_0 ; tolerance TOL ; maximum number of iterations N_0 .

OUTPUT approximate solution p or message of failure.

Step 1 Set $i = 1$.

Step 2 While $i \leq N_0$ do Steps 3–6.

Step 3 Set $p = g(p_0)$. (Compute p_i .)

Step 4 If $|p - p_0| < TOL$ then

OUTPUT (p); (The procedure was successful.)

STOP.

Step 5 Set $i = i + 1$.

Step 6 Set $p_0 = p$. (Update p_0 .)

Step 7 OUTPUT ('The method failed after N_0 iterations, $N_0 =$ ', N_0);
(The procedure was unsuccessful.)
STOP. ■

The following example illustrates functional iteration.

EXAMPLE 3

The equation $x^3 + 4x^2 - 10 = 0$ has a unique root in $[1, 2]$. There are many ways to change the equation to the fixed-point form $x = g(x)$ using simple algebraic manipulation. For example, to obtain the function g described in part (c), we can manipulate the equation $x^3 + 4x^2 - 10 = 0$ as follows:

$$4x^2 = 10 - x^3, \quad \text{so} \quad x^2 = \frac{1}{4}(10 - x^3),$$

and

$$x = \pm \frac{1}{2}(10 - x^3)^{1/2}.$$

To obtain a positive solution, $g_3(x)$ is chosen. It is not important to derive the functions shown here, but you should verify that the fixed point of each is actually a solution to the original equation, $x^3 + 4x^2 - 10 = 0$.

a. $x = g_1(x) = x - x^3 - 4x^2 + 10$

b. $x = g_2(x) = \left(\frac{10}{x} - 4x\right)^{1/2}$

c. $x = g_3(x) = \frac{1}{2}(10 - x^3)^{1/2}$

d. $x = g_4(x) = \left(\frac{10}{4 + x}\right)^{1/2}$

e. $x = g_5(x) = x - \frac{x^3 + 4x^2 - 10}{3x^2 + 8x}$

With $p_0 = 1.5$, Table 2.2 lists the results of the fixed-point iteration for all five choices of g .

The actual root is 1.365230013, as was noted in Example 1 of Section 2.1. Comparing the results to the Bisection Algorithm given in that example, it can be seen that excellent results have been obtained for choices (c), (d), and (e), since the Bisection method requires 27 iterations for this accuracy. It is interesting to note that choice (a) was divergent and that (b) became undefined because it involved the square root of a negative number. ■

Even though the various functions in Example 3 are fixed-point problems for the same root-finding problem, they differ vastly as techniques for approximating the solution to

Table 2.2

n	(a)	(b)	(c)	(d)	(e)
0	1.5	1.5	1.5	1.5	1.5
1	-0.875	0.8165	1.286953768	1.348399725	1.373333333
2	6.732	2.9969	1.402540804	1.367376372	1.365262015
3	-469.7	$(-8.65)^{1/2}$	1.345458374	1.364957015	1.365230014
4	1.03×10^8		1.375170253	1.365264748	1.365230013
5			1.360094193	1.365225594	
6			1.367846968	1.365230576	
7			1.363887004	1.365229942	
8			1.365916734	1.365230022	
9			1.364878217	1.365230012	
10			1.365410062	1.365230014	
15			1.365223680	1.365230013	
20			1.365230236		
25			1.365230006		
30			1.365230013		

the root-finding problem. Their purpose is to illustrate the true question that needs to be answered:

How can we find a fixed-point problem that produces a sequence that reliably and rapidly converges to a solution to a given root-finding problem?

The following theorem and its corollary give us some clues concerning the paths we should pursue and, perhaps more importantly, some we should reject.

Theorem 2.3 (Fixed-Point Theorem)

Let $g \in C[a, b]$ be such that $g(x) \in [a, b]$, for all x in $[a, b]$. Suppose, in addition, that g' exists on (a, b) and that a constant $0 < k < 1$ exists with

$$|g'(x)| \leq k, \quad \text{for all } x \in (a, b).$$

Then, for any number p_0 in $[a, b]$, the sequence defined by

$$p_n = g(p_{n-1}), \quad n \geq 1,$$

converges to the unique fixed point p in $[a, b]$. ■

Proof Theorem 2.2 implies that a unique fixed point exists in $[a, b]$. Since g maps $[a, b]$ into itself, the sequence $\{p_n\}_{n=0}^{\infty}$ is defined for all $n \geq 0$, and $p_n \in [a, b]$ for all n . Using the fact that $|g'(x)| \leq k$ and the Mean Value Theorem, we have, for each n ,

$$|p_n - p| = |g(p_{n-1}) - g(p)| = |g'(\xi_n)||p_{n-1} - p| \leq k|p_{n-1} - p|,$$

where $\xi_n \in (a, b)$. Applying this inequality inductively gives

$$|p_n - p| \leq k|p_{n-1} - p| \leq k^2|p_{n-2} - p| \leq \cdots \leq k^n|p_0 - p|. \quad (2.4)$$

Since $0 < k < 1$, we have $\lim_{n \rightarrow \infty} k^n = 0$ and

$$\lim_{n \rightarrow \infty} |p_n - p| \leq \lim_{n \rightarrow \infty} k^n |p_0 - p| = 0.$$

Hence, $\{p_n\}_{n=0}^{\infty}$ converges to p . ■ ■ ■

Corollary 2.4

If g satisfies the hypotheses of Theorem 2.3, then bounds for the error involved in using p_n to approximate p are given by

$$|p_n - p| \leq k^n \max\{p_0 - a, b - p_0\}$$

and

$$|p_n - p| \leq \frac{k^n}{1 - k} |p_1 - p_0|, \quad \text{for all } n \geq 1. \quad \blacksquare$$

Proof Since $p \in [a, b]$, the first bound follows from Inequality (2.4):

$$|p_n - p| \leq k^n |p_0 - p| \leq k^n \max\{p_0 - a, b - p_0\}.$$

For $n \geq 1$, the procedure used in the proof of Theorem 2.3 implies that

$$|p_{n+1} - p_n| = |g(p_n) - g(p_{n-1})| \leq k |p_n - p_{n-1}| \leq \cdots \leq k^n |p_1 - p_0|.$$

Thus, for $m > n \geq 1$,

$$\begin{aligned} |p_m - p_n| &= |p_m - p_{m-1} + p_{m-1} - \cdots + p_{n+1} - p_n| \\ &\leq |p_m - p_{m-1}| + |p_{m-1} - p_{m-2}| + \cdots + |p_{n+1} - p_n| \\ &\leq k^{m-1} |p_1 - p_0| + k^{m-2} |p_1 - p_0| + \cdots + k^n |p_1 - p_0| \\ &= k^n |p_1 - p_0| (1 + k + k^2 + \cdots + k^{m-n-1}). \end{aligned}$$

By Theorem 2.3, $\lim_{m \rightarrow \infty} p_m = p$, so

$$|p - p_n| = \lim_{m \rightarrow \infty} |p_m - p_n| \leq \lim_{m \rightarrow \infty} k^n |p_1 - p_0| \sum_{i=0}^{m-n-1} k^i \leq k^n |p_1 - p_0| \sum_{i=0}^{\infty} k^i.$$

But $\sum_{i=0}^{\infty} k^i$ is a geometric series with ratio k and $0 < k < 1$. This sequence converges to $1/(1 - k)$, which gives the second bound:

$$|p - p_n| \leq \frac{k^n}{1 - k} |p_1 - p_0|. \quad \blacksquare \quad \blacksquare \quad \blacksquare$$

Both inequalities in the corollary relate the rate at which $\{p_n\}_{n=0}^{\infty}$ converges to the bound k on the first derivative. The rate of convergence depends on the factor k^n . The smaller the value of k , the faster the convergence, which may be very slow if k is close to 1. In the following example, the fixed-point methods in Example 3 are reconsidered in light of the results presented in Theorem 2.3 and its corollary.

EXAMPLE 4

- a. For $g_1(x) = x - x^3 - 4x^2 + 10$, we have $g_1(1) = 6$ and $g_1(2) = -12$, so g_1 does not map $[1, 2]$ into itself. Moreover, $g_1'(x) = 1 - 3x^2 - 8x$, so $|g_1'(x)| > 1$ for all x in $[1, 2]$. Although Theorem 2.3 does not guarantee that the method must fail for this choice of g , there is no reason to expect convergence.
- b. With $g_2(x) = [(10/x) - 4x]^{1/2}$, we can see that g_2 does not map $[1, 2]$ into $[1, 2]$, and the sequence $\{p_n\}_{n=0}^{\infty}$ is not defined when $p_0 = 1.5$. Moreover, there is no interval containing $p \approx 1.365$ such that

$$|g_2'(x)| < 1, \quad \text{since} \quad |g_2'(p)| \approx 3.4.$$

There is no reason to expect that this method will converge.

- c. For the function $g_3(x) = \frac{1}{2}(10 - x^3)^{1/2}$,

$$g_3'(x) = -\frac{3}{4}x^2(10 - x^3)^{-1/2} < 0 \quad \text{on } [1, 2],$$

so g_3 is strictly decreasing on $[1, 2]$. However, $|g_3'(2)| \approx 2.12$, so the condition $|g_3'(x)| \leq k < 1$ fails on $[1, 2]$. A closer examination of the sequence $\{p_n\}_{n=0}^{\infty}$ starting with $p_0 = 1.5$ shows that it suffices to consider the interval $[1, 1.5]$ instead of $[1, 2]$. On this interval it is still true that $g_3'(x) < 0$ and g_3 is strictly decreasing, but, additionally,

$$1 < 1.28 \approx g_3(1.5) \leq g_3(x) \leq g_3(1) = 1.5,$$

for all $x \in [1, 1.5]$. This shows that g_3 maps the interval $[1, 1.5]$ into itself. Since it is also true that $|g_3'(x)| \leq |g_3'(1.5)| \approx 0.66$ on this interval, Theorem 2.3 confirms the convergence of which we were already aware.

- d. For $g_4(x) = (10/(4 + x))^{1/2}$, we have

$$|g_4'(x)| = \left| \frac{-5}{\sqrt{10}(4+x)^{3/2}} \right| \leq \frac{5}{\sqrt{10}(5)^{3/2}} < 0.15, \quad \text{for all } x \in [1, 2].$$

The bound on the magnitude of $g_4'(x)$ is much smaller than the bound (found in (c)) on the magnitude of $g_3'(x)$, which explains the more rapid convergence using g_4 .

- e. The sequence defined by

$$g_5(x) = x - \frac{x^3 + 4x^2 - 10}{3x^2 + 8x}$$

converges much more rapidly than our other choices. In the next sections we will see where this choice came from and why it is so effective. ■

EXERCISE SET 2.2

1. Use algebraic manipulation to show that each of the following functions has a fixed point at p precisely when $f(p) = 0$, where $f(x) = x^4 + 2x^2 - x - 3$.

a. $g_1(x) = (3 + x - 2x^2)^{1/4}$

b. $g_2(x) = \left(\frac{x + 3 - x^4}{2} \right)^{1/2}$

$$\text{c. } g_3(x) = \left(\frac{x+3}{x^2+2} \right)^{1/2} \qquad \text{d. } g_4(x) = \frac{3x^4 + 2x^2 + 3}{4x^3 + 4x - 1}$$

2. a. Perform four iterations, if possible, on each of the functions g defined in Exercise 1. Let $p_0 = 1$ and $p_{n+1} = g(p_n)$, for $n = 0, 1, 2, 3$.
- b. Which function do you think gives the best approximation to the solution?
3. The following four methods are proposed to compute $21^{1/3}$. Rank them in order, based on their apparent speed of convergence, assuming $p_0 = 1$.
- a. $p_n = \frac{20p_{n-1} + 21/p_{n-1}^2}{21}$ b. $p_n = p_{n-1} - \frac{p_{n-1}^3 - 21}{3p_{n-1}^2}$
- c. $p_n = p_{n-1} - \frac{p_{n-1}^4 - 21p_{n-1}}{p_{n-1}^2 - 21}$ d. $p_n = \left(\frac{21}{p_{n-1}} \right)^{1/2}$
4. The following four methods are proposed to compute $7^{1/5}$. Rank them in order, based on their apparent speed of convergence, assuming $p_0 = 1$.
- a. $p_n = \left(1 + \frac{7 - p_{n-1}^3}{p_{n-1}^2} \right)^{1/2}$ b. $p_n = p_{n-1} - \frac{p_{n-1}^5 - 7}{p_{n-1}^2}$
- c. $p_n = p_{n-1} - \frac{p_{n-1}^5 - 7}{5p_{n-1}^4}$ d. $p_n = p_{n-1} - \frac{p_{n-1}^5 - 7}{12}$
5. Use a fixed-point iteration method to determine a solution accurate to within 10^{-2} for $x^4 - 3x^2 - 3 = 0$ on $[1, 2]$. Use $p_0 = 1$.
6. Use a fixed-point iteration method to determine a solution accurate to within 10^{-2} for $x^3 - x - 1 = 0$ on $[1, 2]$. Use $p_0 = 1$.
7. Use Theorem 2.2 to show that $g(x) = \pi + 0.5 \sin(x/2)$ has a unique fixed point on $[0, 2\pi]$. Use fixed-point iteration to find an approximation to the fixed point that is accurate to within 10^{-2} . Use Corollary 2.4 to estimate the number of iterations required to achieve 10^{-2} accuracy, and compare this theoretical estimate to the number actually needed.
8. Use Theorem 2.2 to show that $g(x) = 2^{-x}$ has a unique fixed point on $[\frac{1}{3}, 1]$. Use fixed-point iteration to find an approximation to the fixed point accurate to within 10^{-4} . Use Corollary 2.4 to estimate the number of iterations required to achieve 10^{-4} accuracy, and compare this theoretical estimate to the number actually needed.
9. Use a fixed-point iteration method to find an approximation to $\sqrt{3}$ that is accurate to within 10^{-4} . Compare your result and the number of iterations required with the answer obtained in Exercise 10 of Section 2.1.
10. Use a fixed-point iteration method to find an approximation to $\sqrt[3]{25}$ that is accurate to within 10^{-4} . Compare your result and the number of iterations required with the answer obtained in Exercise 11 of Section 2.1.
11. For each of the following equations, determine an interval $[a, b]$ on which fixed-point iteration will converge. Estimate the number of iterations necessary to obtain approximations accurate to within 10^{-5} , and perform the calculations.
- a. $x = \frac{2 - e^x + x^2}{3}$ b. $x = \frac{5}{x^2} + 2$
- c. $x = (e^x/3)^{1/2}$ d. $x = 5^{-x}$
- e. $x = 6^{-x}$ f. $x = 0.5(\sin x + \cos x)$
12. For each of the following equations, determine a function g and an interval $[a, b]$ on which fixed-point iteration will converge to a positive solution of the equation.
- a. $3x^2 - e^x = 0$ b. $x - \cos x = 0$
- Find the solutions to within 10^{-5} .

13. Find all the zeros of $f(x) = x^2 + 10 \cos x$ by using the fixed-point iteration method for an appropriate iteration function g . Find the zeros accurate to within 10^{-4} .
14. Use a fixed-point iteration method to determine a solution accurate to within 10^{-4} for $x = \tan x$, for x in $[4, 5]$.
15. Use a fixed-point iteration method to determine a solution accurate to within 10^{-2} for $2 \sin \pi x + x = 0$ on $[1, 2]$. Use $p_0 = 1$.
16. Let A be a given positive constant and $g(x) = 2x - Ax^2$.
- Show that if fixed-point iteration converges to a nonzero limit, then the limit is $p = 1/A$, so the inverse of a number can be found using only multiplications and subtractions.
 - Find an interval about $1/A$ for which fixed-point iteration converges, provided p_0 is in that interval.
17. Find a function g defined on $[0, 1]$ that satisfies none of the hypotheses of Theorem 2.2 but still has a unique fixed point on $[0, 1]$.
18.
 - Show that Theorem 2.2 is true if the inequality $|g'(x)| \leq k$ is replaced by $g'(x) \leq k$, for all $x \in (a, b)$. [Hint: Only uniqueness is in question.]
 - Show that Theorem 2.3 may not hold if inequality $|g'(x)| \leq k$ is replaced by $g'(x) \leq k$. [Hint: Show that $g(x) = 1 - x^2$, for x in $[0, 1]$, provides a counterexample.]
19.
 - Use Theorem 2.3 to show that the sequence defined by

$$x_n = \frac{1}{2}x_{n-1} + \frac{1}{x_{n-1}}, \quad \text{for } n \geq 1,$$

converges to $\sqrt{2}$ whenever $x_0 > \sqrt{2}$.

- Use the fact that $0 < (x_0 - \sqrt{2})^2$ whenever $x_0 \neq \sqrt{2}$ to show that if $0 < x_0 < \sqrt{2}$, then $x_1 > \sqrt{2}$.
 - Use the results of parts (a) and (b) to show that the sequence in (a) converges to $\sqrt{2}$ whenever $x_0 > 0$.
20.
 - Show that if A is any positive number, then the sequence defined by

$$x_n = \frac{1}{2}x_{n-1} + \frac{A}{2x_{n-1}}, \quad \text{for } n \geq 1,$$

converges to \sqrt{A} whenever $x_0 > 0$.

- What happens if $x_0 < 0$?
21. Replace the assumption in Theorem 2.3 that “a positive number $k < 1$ exists with $|g'(x)| \leq k$ ” with “ g satisfies a Lipschitz condition on the interval $[a, b]$ with Lipschitz constant $L < 1$.” (See Exercise 25, Section 1.1.) Show that the conclusions of this theorem are still valid.
22. Suppose that g is continuously differentiable on some interval (c, d) that contains the fixed point p of g . Show that if $|g'(p)| < 1$, then there exists a $\delta > 0$ such that if $|p_0 - p| \leq \delta$, then the fixed-point iteration converges.
23. An object falling vertically through the air is subjected to viscous resistance as well as to the force of gravity. Assume that an object with mass m is dropped from a height s_0 and that the height of the object after t seconds is

$$s(t) = s_0 - \frac{mg}{k}t + \frac{m^2g}{k^2}(1 - e^{-kt/m}),$$

where $g = 32.17 \text{ ft/s}^2$ and k represents the coefficient of air resistance in lb-s/ft . Suppose $s_0 = 300 \text{ ft}$, $m = 0.25 \text{ lb}$, and $k = 0.1 \text{ lb-s/ft}$. Find, to within 0.01 s , the time it takes this quarter-pounder to hit the ground.

24. Let $g \in C^1[a, b]$ and p be in (a, b) with $g(p) = p$ and $|g'(p)| > 1$. Show that there exists a $\delta > 0$ such that if $0 < |p_0 - p| < \delta$, then $|p_0 - p| < |p_1 - p|$. Thus, no matter how close the initial approximation p_0 is to p , the next iterate p_1 is farther away, so the fixed-point iteration does not converge if $p_0 \neq p$.

2.3 Newton's Method

Newton's (or the *Newton-Raphson*) **method** is one of the most powerful and well-known numerical methods for solving a root-finding problem. There are many ways of introducing Newton's method. If we only want an algorithm, we can consider the technique graphically, as is often done in calculus. Another possibility is to derive Newton's method as a technique to obtain faster convergence than offered by other types of functional iteration, as is done in Section 2.4. A third means of introducing Newton's method, which is discussed next, is based on Taylor polynomials.

Suppose that $f \in C^2[a, b]$. Let $\bar{x} \in [a, b]$ be an approximation to p such that $f'(\bar{x}) \neq 0$ and $|p - \bar{x}|$ is "small." Consider the first Taylor polynomial for $f(x)$ expanded about \bar{x} ,

$$f(x) = f(\bar{x}) + (x - \bar{x})f'(\bar{x}) + \frac{(x - \bar{x})^2}{2}f''(\xi(x)),$$

where $\xi(x)$ lies between x and \bar{x} . Since $f(p) = 0$, this equation with $x = p$ gives

$$0 = f(\bar{x}) + (p - \bar{x})f'(\bar{x}) + \frac{(p - \bar{x})^2}{2}f''(\xi(p)).$$

Newton's method is derived by assuming that since $|p - \bar{x}|$ is small, the term involving $(p - \bar{x})^2$ is much smaller, so

$$0 \approx f(\bar{x}) + (p - \bar{x})f'(\bar{x}).$$

Solving for p gives

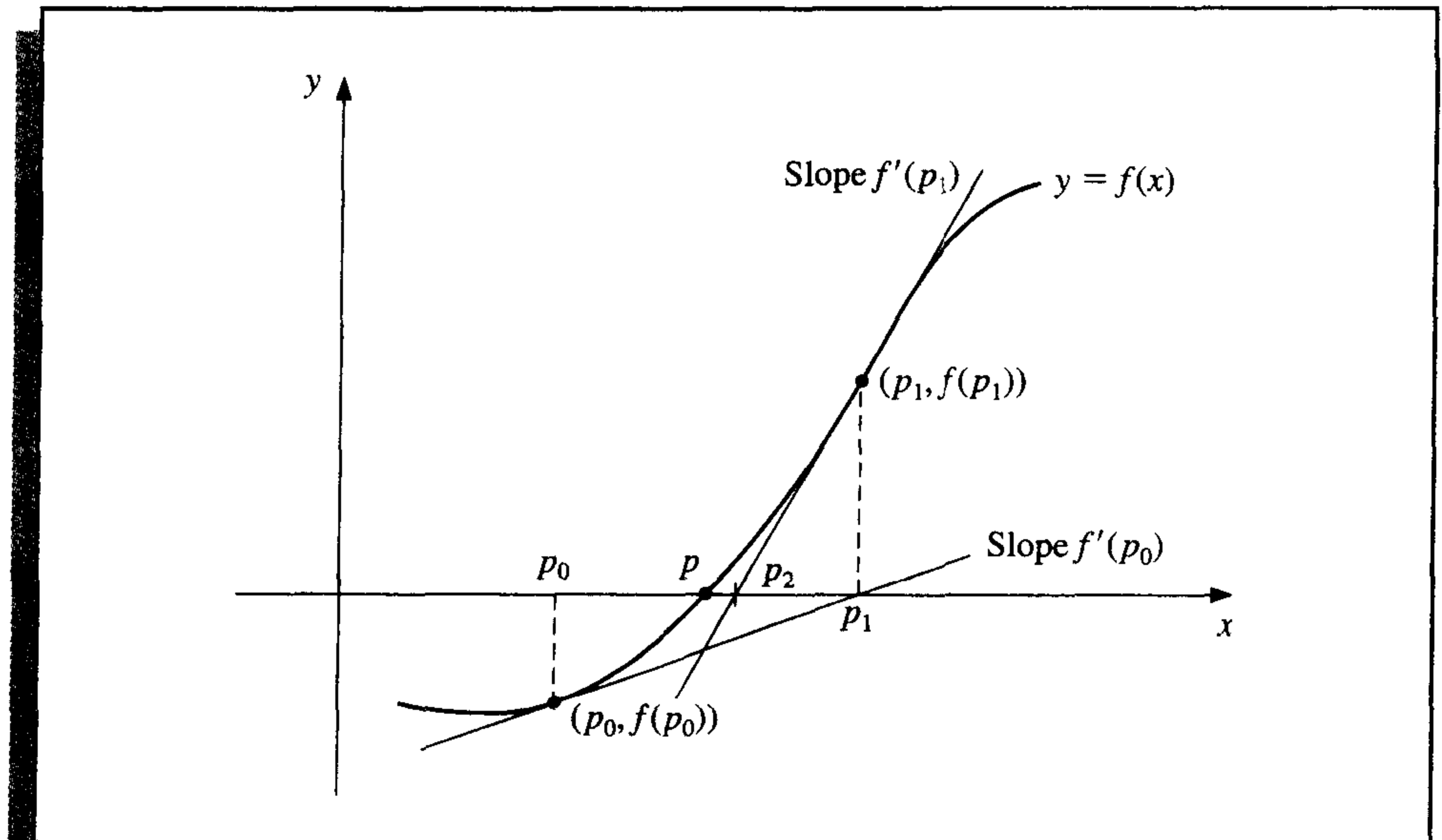
$$p \approx \bar{x} - \frac{f(\bar{x})}{f'(\bar{x})}.$$

This sets the stage for Newton's method, which starts with an initial approximation p_0 and generates the sequence $\{p_n\}_{n=0}^{\infty}$, by

$$p_n = p_{n-1} - \frac{f(p_{n-1})}{f'(p_{n-1})}, \quad \text{for } n \geq 1. \quad (2.5)$$

Figure 2.7 illustrates how the approximations are obtained using successive tangents. (Also see Exercise 11.) Starting with the initial approximation p_0 , the approximation p_1 is the x -intercept of the tangent line to the graph of f at $(p_0, f(p_0))$. The approximation p_2 is the x -intercept of the tangent line to the graph of f at $(p_1, f(p_1))$ and so on. Algorithm 2.3 follows this procedure.

Figure 2.7



ALGORITHM

2.3

Newton's

To find a solution to $f(x) = 0$ given an initial approximation p_0 :

INPUT initial approximation p_0 ; tolerance TOL ; maximum number of iterations N_0 .

OUTPUT approximate solution p or message of failure.

Step 1 Set $i = 1$.

Step 2 While $i \leq N_0$ do Steps 3–6.

Step 3 Set $p = p_0 - f(p_0)/f'(p_0)$. (Compute p_i .)

Step 4 If $|p - p_0| < TOL$ then
 OUTPUT (p); (The procedure was successful.)
 STOP.

Step 5 Set $i = i + 1$.

Step 6 Set $p_0 = p$. (Update p_0 .)

Step 7 **OUTPUT** ('The method failed after N_0 iterations, $N_0 =$ ', N_0);
 (The procedure was unsuccessful.)
STOP. ■

The stopping-technique inequalities given with the Bisection method are applicable to Newton's method. That is, select a tolerance $\varepsilon > 0$, and construct p_1, \dots, p_N until

$$|p_N - p_{N-1}| < \varepsilon, \quad (2.6)$$

$$\frac{|p_N - p_{N-1}|}{|p_N|} < \varepsilon, \quad p_N \neq 0, \quad (2.7)$$

or

$$|f(p_N)| < \varepsilon. \quad (2.8)$$

A form of Inequality (2.6) is used in Step 4 of Algorithm 2.3. Note that inequality (2.8) may not give much information about the actual error $|p_N - p|$. (See Exercise 14 in Section 2.1.)

Newton's method is a functional iteration technique of the form $p_n = g(p_{n-1})$, for which

$$g(p_{n-1}) = p_{n-1} - \frac{f(p_{n-1})}{f'(p_{n-1})}, \quad \text{for } n \geq 1. \quad (2.9)$$

In fact, this is the functional iteration technique that was used to give the rapid convergence we saw in part (e) of Example 3 in Section 2.2.

It is clear from equation (2.9) that Newton's method cannot be continued if $f'(p_{n-1}) = 0$ for some n . In fact, we will see that the method is most effective when f' is bounded away from zero near p .

EXAMPLE 1 Suppose we would like to approximate a fixed point of $g(x) = \cos x$. The graph in Figure 2.8 implies that a single fixed-point p lies in $[0, \pi/2]$.

Figure 2.8

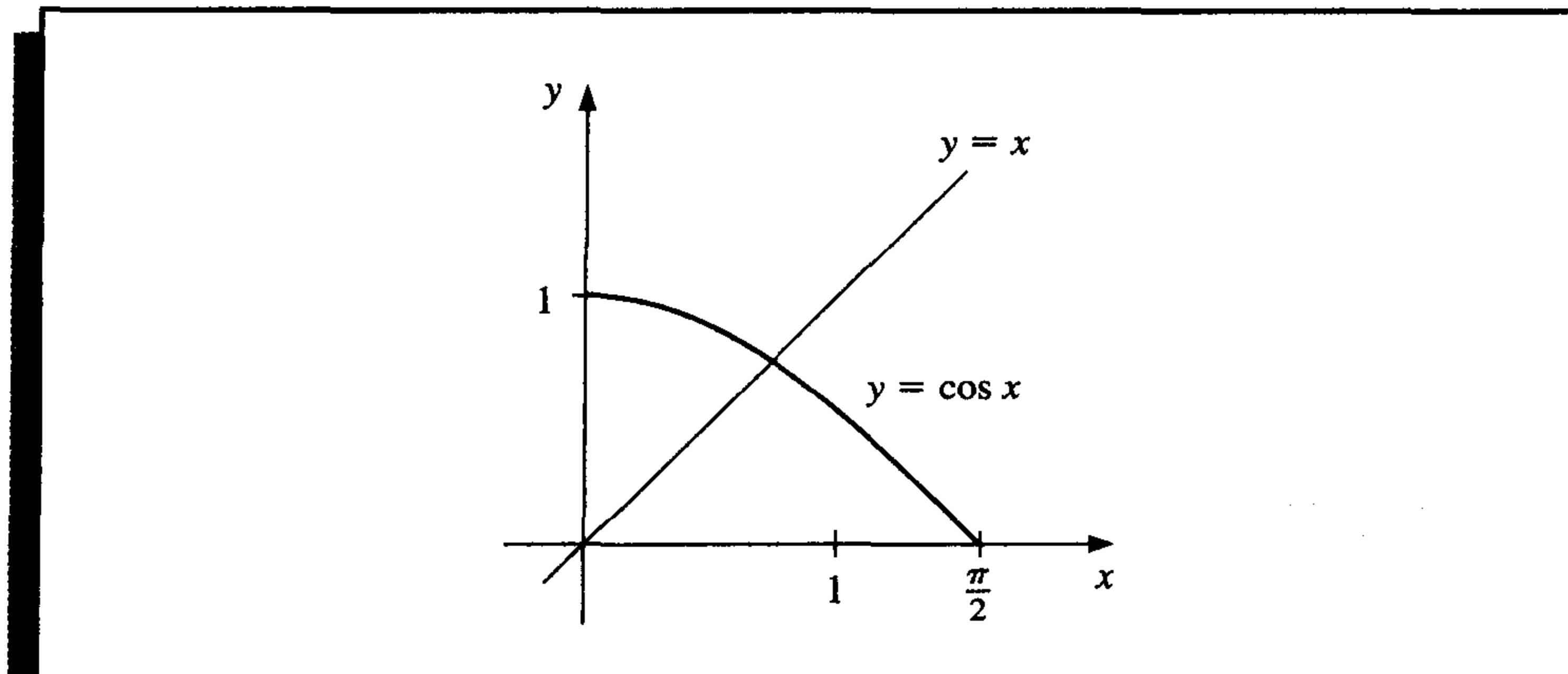


Table 2.3 shows the results of fixed-point iteration with $p_0 = \pi/4$. The best we could conclude from these results is that $p \approx 0.74$.

To approach this problem differently, define $f(x) = \cos x - x$ and apply Newton's method. Since $f'(x) = -\sin x - 1$, the sequence is generated by

$$p_n = p_{n-1} - \frac{\cos p_{n-1} - p_{n-1}}{-\sin p_{n-1} - 1}, \quad \text{for } n \geq 1.$$

With $p_0 = \pi/4$, the approximations in Table 2.4 are generated. An excellent approximation is obtained with $n = 3$. We would expect this result to be accurate to the places listed because of the agreement of p_3 and p_4 . ■

Table 2.3

n	p_n
0	0.7853981635
1	0.7071067810
2	0.7602445972
3	0.7246674808
4	0.7487198858
5	0.7325608446
6	0.7434642113
7	0.7361282565

Table 2.4

n	p_n
0	0.7853981635
1	0.7395361337
2	0.7390851781
3	0.7390851332
4	0.7390851332

The Taylor series derivation of Newton's method at the beginning of the section points out the importance of an accurate initial approximation. The crucial assumption is that the term involving $(p - \bar{x})^2$ is, by comparison with $|p - \bar{x}|$, so small that it can be deleted. This will clearly be false unless \bar{x} is a good approximation to p . If p_0 is not sufficiently close to the actual root, there is little reason to suspect that Newton's method will converge to the root. However, in some instances, even poor initial approximations will produce convergence. (Exercises 12 and 16 illustrate some of these possibilities.)

The following convergence theorem for Newton's method illustrates the theoretical importance of the choice of p_0 .

Theorem 2.5

Let $f \in C^2[a, b]$. If $p \in [a, b]$ is such that $f(p) = 0$ and $f'(p) \neq 0$, then there exists a $\delta > 0$ such that Newton's method generates a sequence $\{p_n\}_{n=1}^{\infty}$ converging to p for any initial approximation $p_0 \in [p - \delta, p + \delta]$. ■

Proof The proof is based on analyzing Newton's method as the functional iteration scheme $p_n = g(p_{n-1})$, for $n \geq 1$, with

$$g(x) = x - \frac{f(x)}{f'(x)}.$$

Let k be in $(0, 1)$. We first find an interval $[p - \delta, p + \delta]$ that g maps into itself and for which $|g'(x)| \leq k$, for all $x \in [p - \delta, p + \delta]$.

Since f' is continuous and $f'(p) \neq 0$, part (a) of Exercise 27 in Section 1.1 implies that there exists a $\delta_1 > 0$, such that $f'(x) \neq 0$ for $x \in [p - \delta_1, p + \delta_1] \subseteq [a, b]$. Thus, g is defined and continuous on $[p - \delta_1, p + \delta_1]$. Also,

$$g'(x) = 1 - \frac{f'(x)f'(x) - f(x)f''(x)}{[f'(x)]^2} = \frac{f(x)f''(x)}{[f'(x)]^2},$$

for $x \in [p - \delta_1, p + \delta_1]$, and, since $f \in C^2[a, b]$, we have $g \in C^1[p - \delta_1, p + \delta_1]$.

By assumption, $f(p) = 0$, so

$$g'(p) = \frac{f(p)f''(p)}{[f'(p)]^2} = 0.$$

Since g' is continuous and $0 < k < 1$, part (b) of Exercise 27 in Section 1.1 implies that there exists a δ , with $0 < \delta < \delta_1$, and

$$|g'(x)| \leq k, \quad \text{for all } x \in [p - \delta, p + \delta].$$

It remains to show that g maps $[p - \delta, p + \delta]$ into $[p - \delta, p + \delta]$. If $x \in [p - \delta, p + \delta]$, the Mean Value Theorem implies that for some number ξ between x and p , $|g(x) - g(p)| = |g'(\xi)||x - p|$. So

$$|g(x) - p| = |g(x) - g(p)| = |g'(\xi)||x - p| \leq k|x - p| < |x - p|.$$

Since $x \in [p - \delta, p + \delta]$, it follows that $|x - p| < \delta$ and that $|g(x) - p| < \delta$. Hence, g maps $[p - \delta, p + \delta]$ into $[p - \delta, p + \delta]$.

All the hypotheses of the Fixed-Point Theorem are now satisfied, so the sequence $\{p_n\}_{n=1}^{\infty}$, defined by

$$p_n = g(p_{n-1}) = p_{n-1} - \frac{f(p_{n-1})}{f'(p_{n-1})}, \quad \text{for } n \geq 1,$$

converges to p for any $p_0 \in [p - \delta, p + \delta]$. ■ ■ ■

Theorem 2.5 states that, under reasonable assumptions, Newton's method converges provided a sufficiently accurate initial approximation is chosen. It also implies that the constant k that bounds the derivative of g , and, consequently, indicates the speed of convergence of the method, decreases to 0 as the procedure continues. This result is important for the theory of Newton's method, but it is seldom applied in practice since it does not tell us how to determine δ . In a practical application, an initial approximation is selected, and successive approximations are generated by Newton's method. These will generally either converge quickly to the root, or it will be clear that convergence is unlikely.

Newton's method is an extremely powerful technique, but it has a major weakness: the need to know the value of the derivative of f at each approximation. Frequently, $f'(x)$ is far more difficult and needs more arithmetic operations to calculate than $f(x)$.

To circumvent the problem of the derivative evaluation in Newton's method, we introduce a slight variation. By definition,

$$f'(p_{n-1}) = \lim_{x \rightarrow p_{n-1}} \frac{f(x) - f(p_{n-1})}{x - p_{n-1}}.$$

Letting $x = p_{n-2}$, we have

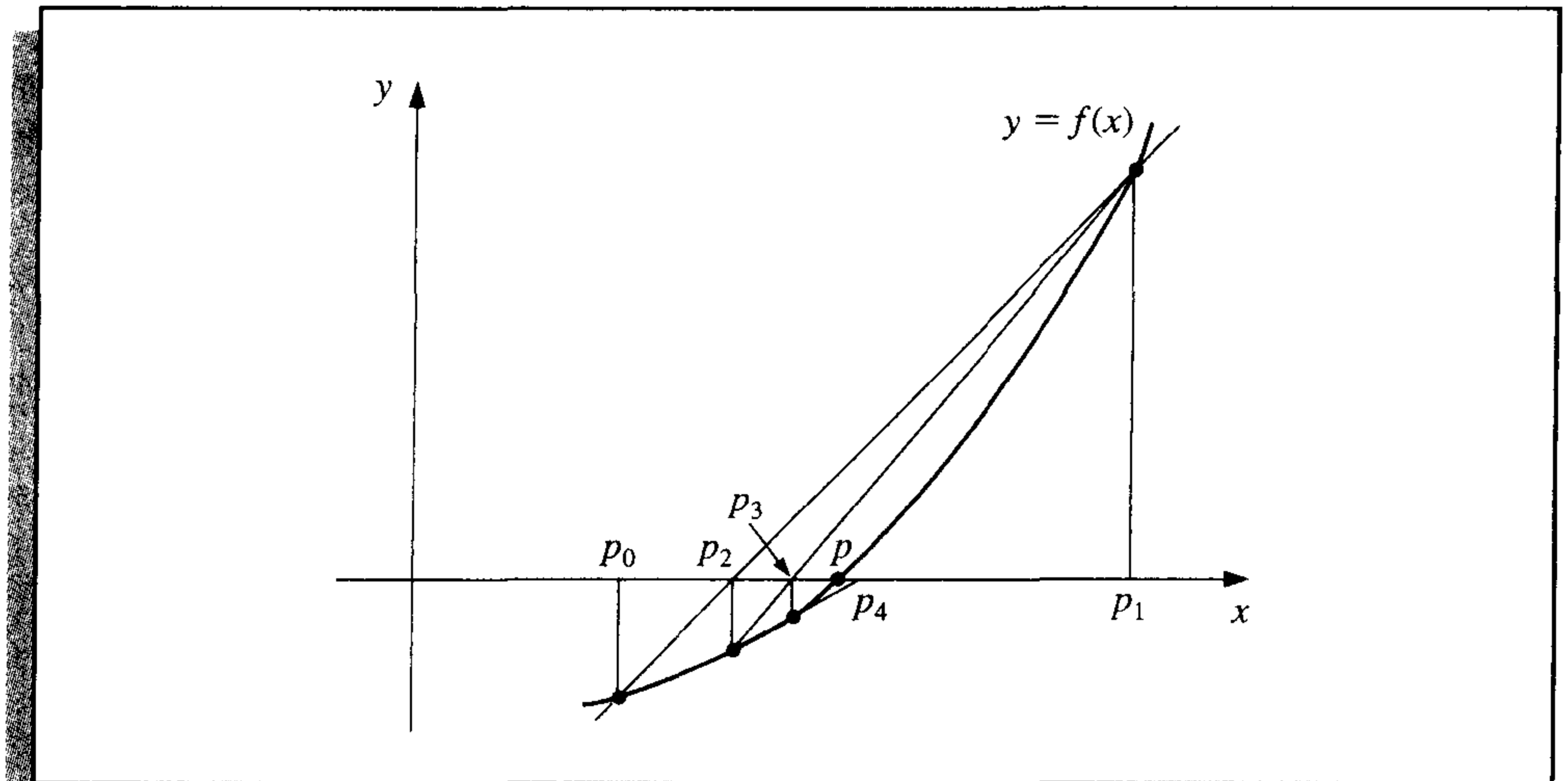
$$f'(p_{n-1}) \approx \frac{f(p_{n-2}) - f(p_{n-1})}{p_{n-2} - p_{n-1}} = \frac{f(p_{n-1}) - f(p_{n-2})}{p_{n-1} - p_{n-2}}.$$

Using this approximation for $f'(p_{n-1})$ in Newton's formula gives

$$p_n = p_{n-1} - \frac{f(p_{n-1})(p_{n-1} - p_{n-2})}{f(p_{n-1}) - f(p_{n-2})}. \quad (2.10)$$

This technique is called the **Secant method** and is presented in Algorithm 2.4. (See Figure 2.9.) Starting with the two initial approximations p_0 and p_1 , the approximation p_2 is the x -intercept of the line joining $(p_0, f(p_0))$ and $(p_1, f(p_1))$. The approximation p_3 is the x -intercept of the line joining $(p_1, f(p_1))$ and $(p_2, f(p_2))$, and so on.

Figure 2.9



ALGORITHM

2.4

Secant

To find a solution to $f(x) = 0$ given initial approximations p_0 and p_1 :

INPUT initial approximations p_0, p_1 ; tolerance TOL ; maximum number of iterations N_0 .

OUTPUT approximate solution p or message of failure.

Step 1 Set $i = 2$;

$$q_0 = f(p_0);$$

$$q_1 = f(p_1).$$

Step 2 While $i \leq N_0$ do Steps 3–6.

Step 3 Set $p = p_1 - q_1(p_1 - p_0)/(q_1 - q_0)$. (Compute p_i .)

Step 4 If $|p - p_1| < TOL$ then

OUTPUT (p); (The procedure was successful.)

STOP.

Step 5 Set $i = i + 1$.

Step 6 Set $p_0 = p_1$; (Update p_0, q_0, p_1, q_1 .)

$$q_0 = q_1;$$

$$p_1 = p;$$

$$q_1 = f(p).$$

Step 7 **OUTPUT** ('The method failed after N_0 iterations, $N_0 =$ ', N_0);

(The procedure was unsuccessful.)

STOP.

The next example involves a problem considered in Example 1, where we used Newton's method with $p_0 = \pi/4$.

EXAMPLE 2

Use the Secant method to find a solution to $x = \cos x$. In Example 1 we compared functional iteration and Newton's method with the initial approximation $p_0 = \pi/4$. Here we need two initial approximations. Table 2.5 lists the calculations with $p_0 = 0.5$, $p_1 = \pi/4$, and the formula

$$p_n = p_{n-1} - \frac{(p_{n-1} - p_{n-2})(\cos p_{n-1} - p_{n-1})}{(\cos p_{n-1} - p_{n-1}) - (\cos p_{n-2} - p_{n-2})}, \quad \text{for } n \geq 2,$$

from Algorithm 2.4. ■

Table 2.5

n	p_n
0	0.5
1	0.7853981635
2	0.7363841388
3	0.7390581392
4	0.7390851493
5	0.7390851332

By comparing the results here with those in Example 1, we see that p_5 is accurate to the tenth decimal place. The convergence of the Secant method is much faster than functional iteration but slightly slower than Newton's method, which obtained this degree of accuracy with p_3 . This is generally true. (See Exercise 12 of Section 2.4.)

Newton's method or the Secant method is often used to refine an answer obtained by another technique, such as the Bisection method, since these methods require a good first approximation but generally give rapid convergence.

Each successive pair of approximations in the Bisection method brackets a root p of the equation; that is, for each positive integer n , a root lies between a_n and b_n . This implies that, for each n , the Bisection method iterations satisfy

$$|p_n - p| < \frac{1}{2}|a_n - b_n|,$$

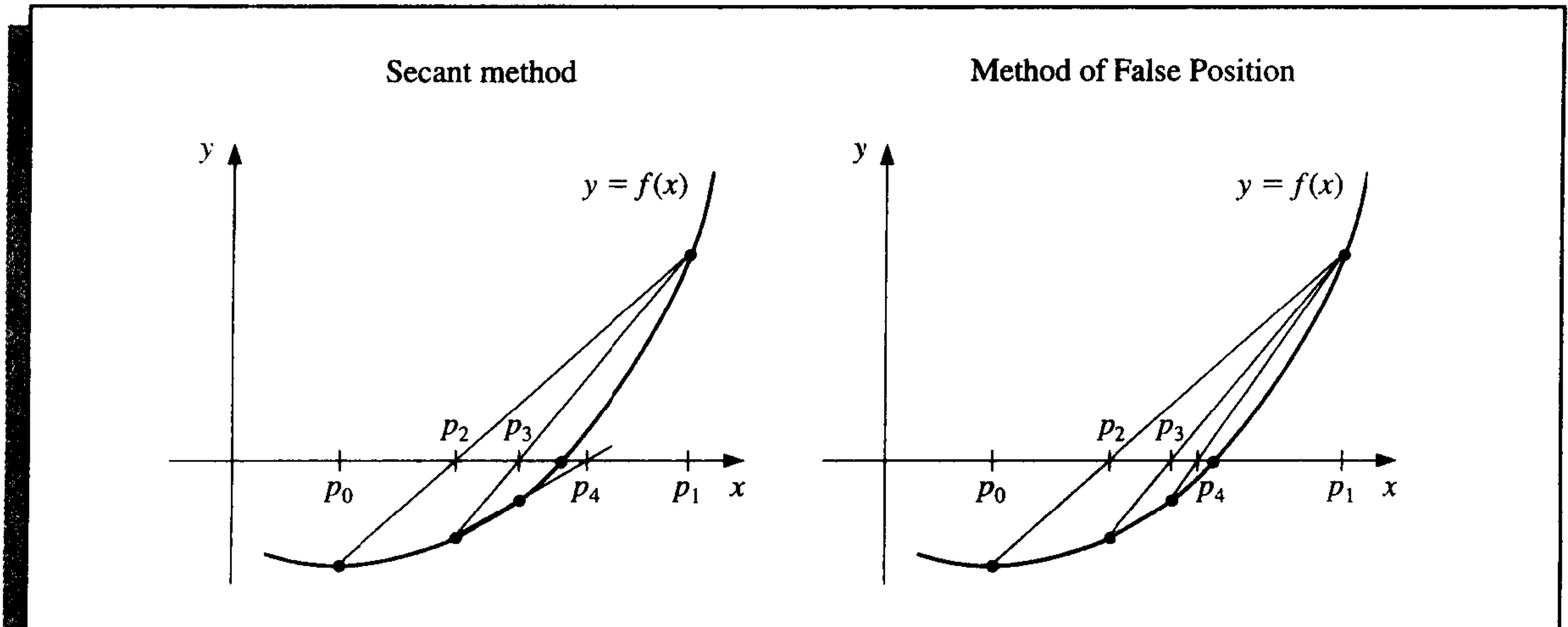
which provides an easily calculated error bound for the approximations. Root bracketing is not guaranteed for either Newton's method or the Secant method. Table 2.4 contains results from Newton's method applied to $f(x) = \cos x - x$, where an approximate root was found to be 0.7390851332. Notice that this root is not bracketed by either p_0, p_1 or p_1, p_2 . The Secant method approximations for this problem are given in Table 2.5. The initial approximations p_0 and p_1 bracket the root, but the pair of approximations p_3 and p_4 fail to do so.

The **method of False Position** (also called *Regula Falsi*) generates approximations in the same manner as the Secant method, but it includes a test to ensure that the root is bracketed between successive iterations. Although it is not a method we generally recommend, it illustrates how bracketing can be incorporated.

First choose initial approximations p_0 and p_1 with $f(p_0) \cdot f(p_1) < 0$. The approximation p_2 is chosen in the same manner as in the Secant method, as the x -intercept of the line joining $(p_0, f(p_0))$ and $(p_1, f(p_1))$. To decide which secant line to use to compute p_3 , we

check $f(p_2) \cdot f(p_1)$. If this value is negative, then p_1 and p_2 bracket a root, and we choose p_3 as the x -intercept of the line joining $(p_1, f(p_1))$ and $(p_2, f(p_2))$. If not, we choose p_3 as the x -intercept of the line joining $(p_0, f(p_0))$ and $(p_2, f(p_2))$, and then interchange the indices on p_0 and p_1 . In a similar manner, once p_3 is found, the sign of $f(p_3) \cdot f(p_2)$ determines whether we use p_2 and p_3 or p_3 and p_1 to compute p_4 . In the latter case a relabeling of p_2 and p_1 is performed. The relabeling ensures that the root is bracketed between successive iterations. The process is described in Algorithm 2.5, and Figure 2.10 shows how the iterations can differ from those of the Secant method. In this illustration, the first three approximations are the same, but the fourth approximations differ.

Figure 2.10



ALGORITHM

2.5

Method of False Position

To find a solution to $f(x) = 0$ given the continuous function f on the interval $[p_0, p_1]$ where $f(p_0)$ and $f(p_1)$ have opposite signs:

INPUT initial approximations p_0, p_1 ; tolerance TOL ; maximum number of iterations N_0 .

OUTPUT approximate solution p or message of failure.

Step 1 Set $i = 2$;
 $q_0 = f(p_0)$;
 $q_1 = f(p_1)$.

Step 2 While $i \leq N_0$ do Steps 3–7.

Step 3 Set $p = p_1 - q_1(p_1 - p_0)/(q_1 - q_0)$. (Compute p_i .)

Step 4 If $|p - p_1| < TOL$ then
OUTPUT (p); (The procedure was successful.)
STOP.

Step 5 Set $i = i + 1$;
 $q = f(p)$.

Step 6 If $q \cdot q_1 < 0$ then set $p_0 = p_1$;
 $q_0 = q_1$.

Step 7 Set $p_1 = p$;
 $q_1 = q$.

Step 8 OUTPUT ('Method failed after N_0 iterations, $N_0 =$ ', N_0);
 (The procedure unsuccessful.)
 STOP. ■

EXAMPLE 3

Table 2.6 shows the results of the method of False Position applied to $f(x) = \cos x - x$ with the same initial approximations we used for the Secant method in Example 2. Notice that the approximations agree through p_3 and that the method of False Position requires an additional iteration to obtain the same accuracy as the Secant method. ■

Table 2.6

n	p_n
0	0.5
1	0.7853981635
2	0.7363841388
3	0.7390581392
4	0.7390848638
5	0.7390851305
6	0.7390851332

The added insurance of the method of False Position commonly requires more calculation than the Secant method, just as the simplification that the Secant method provides over Newton's method usually comes at the expense of additional iterations. Further examples of the positive and negative features of these methods can be seen by working Exercises 13 and 14.

EXERCISE SET 2.3

- Let $f(x) = x^2 - 6$ and $p_0 = 1$. Use Newton's method to find p_2 .
- Let $f(x) = -x^3 - \cos x$ and $p_0 = -1$. Use Newton's method to find p_2 . Could $p_0 = 0$ be used?
- Let $f(x) = x^2 - 6$. With $p_0 = 3$ and $p_1 = 2$, find p_3 .
 - Use the Secant method.
 - Use the method of False Position.
 - Which of (a) or (b) is closer to $\sqrt{6}$?
- Let $f(x) = -x^3 - \cos x$. With $p_0 = -1$ and $p_1 = 0$, find p_3 .
 - Use the Secant method.
 - Use the method of False Position.

5. Use Newton's method to find solutions accurate to within 10^{-4} for the following problems.
- a. $x^3 - 2x^2 - 5 = 0$, $[1, 4]$ b. $x^3 + 3x^2 - 1 = 0$, $[-3, -2]$
 c. $x - \cos x = 0$, $[0, \pi/2]$ d. $x - 0.8 - 0.2 \sin x = 0$, $[0, \pi/2]$
6. Use Newton's method to find solutions accurate to within 10^{-5} for the following problems.
- a. $e^x + 2^{-x} + 2 \cos x - 6 = 0$ for $1 \leq x \leq 2$
 b. $\ln(x - 1) + \cos(x - 1) = 0$ for $1.3 \leq x \leq 2$
 c. $2x \cos 2x - (x - 2)^2 = 0$ for $2 \leq x \leq 3$ and $3 \leq x \leq 4$
 d. $(x - 2)^2 - \ln x = 0$ for $1 \leq x \leq 2$ and $e \leq x \leq 4$
 e. $e^x - 3x^2 = 0$ for $0 \leq x \leq 1$ and $3 \leq x \leq 5$
 f. $\sin x - e^{-x} = 0$ for $0 \leq x \leq 1$, $3 \leq x \leq 4$ and $6 \leq x \leq 7$
7. Repeat Exercise 5 using (i) the Secant method and (ii) the method of False Position.
8. Repeat Exercise 6 using (i) the Secant method and (ii) the method of False Position.
9. Use Newton's method to approximate, to within 10^{-4} , the value of x that produces the point on the graph of $y = x^2$ that is closest to $(1, 0)$. [Hint: Minimize $[d(x)]^2$, where $d(x)$ represents the distance from (x, x^2) to $(1, 0)$.]
10. Use Newton's method to approximate, to within 10^{-4} , the value of x that produces the point on the graph of $y = 1/x$ that is closest to $(2, 1)$.
11. The following describes Newton's method graphically: Suppose that $f'(x)$ exists on $[a, b]$ and that $f'(x) \neq 0$ on $[a, b]$. Further, suppose there exists one $p \in [a, b]$ such that $f(p) = 0$, and let $p_0 \in [a, b]$ be arbitrary. Let p_1 be the point at which the tangent line to f at $(p_0, f(p_0))$ crosses the x -axis. For each $n \geq 1$, let p_n be the x -intercept of the line tangent to f at $(p_{n-1}, f(p_{n-1}))$. Derive the formula describing this method.
12. Use Newton's method to solve the equation

$$0 = \frac{1}{2} + \frac{1}{4}x^2 - x \sin x - \frac{1}{2} \cos 2x, \quad \text{with } p_0 = \frac{\pi}{2}.$$

Iterate using Newton's method until an accuracy of 10^{-5} is obtained. Explain why the result seems unusual for Newton's method. Also, solve the equation with $p_0 = 5\pi$ and $p_0 = 10\pi$.

13. The fourth-degree polynomial

$$f(x) = 230x^4 + 18x^3 + 9x^2 - 221x - 9$$

has two real zeros, one in $[-1, 0]$ and the other in $[0, 1]$. Attempt to approximate these zeros to within 10^{-6} using the

- a. Method of False Position
 b. Secant method
 c. Newton's method

Use the endpoints of each interval as the initial approximations in (a) and (b) and the midpoints as the initial approximation in (c).

14. The function $f(x) = \tan \pi x - 6$ has a zero at $(1/\pi) \arctan 6 \approx 0.447431543$. Let $p_0 = 0$ and $p_1 = 0.48$, and use ten iterations of each of the following methods to approximate this root. Which method is most successful and why?
- a. Bisection method
 b. Method of False Position
 c. Secant method

15. The iteration equation for the Secant method can be written in the simpler form

$$p_n = \frac{f(p_{n-1})p_{n-2} - f(p_{n-2})p_{n-1}}{f(p_{n-1}) - f(p_{n-2})}.$$

Explain why, in general, this iteration equation is likely to be less accurate than the one given in Algorithm 2.4.

16. The equation $x^2 - 10 \cos x = 0$ has two solutions, ± 1.3793646 . Use Newton's method to approximate the solutions to within 10^{-5} with the following values of p_0 .
- a. $p_0 = -100$ b. $p_0 = -50$ c. $p_0 = -25$
 d. $p_0 = 25$ e. $p_0 = 50$ f. $p_0 = 100$
17. Use Maple to determine how many iterations of Newton's method with $p_0 = \pi/4$ are needed to find a root of $f(x) = \cos x - x$ to within 10^{-100} .
18. Repeat Exercise 17 with $p_0 = \frac{1}{2}$, $p_1 = \frac{\pi}{4}$, and the Secant method.
19. The function described by $f(x) = \ln(x^2 + 1) - e^{0.4x} \cos \pi x$ has an infinite number of zeros.
- a. Determine, within 10^{-6} , the only negative zero.
 b. Determine, within 10^{-6} , the four smallest positive zeros.
 c. Determine a reasonable initial approximation to find the n th smallest positive zero of f .
 [Hint: Sketch an approximate graph of f .]
 d. Use part (c) to determine, within 10^{-6} , the 25th smallest positive zero of f .
20. Find an approximation for λ , accurate to within 10^{-4} , for the population equation

$$1,564,000 = 1,000,000e^\lambda + \frac{435,000}{\lambda}(e^\lambda - 1),$$

discussed in the introduction to this chapter. Use this value to predict the population at the end of the second year, assuming that the immigration rate during this year remains at 435,000 individuals per year.

21. The sum of two numbers is 20. If each number is added to its square root, the product of the two sums is 155.55. Determine the two numbers to within 10^{-4} .
22. The accumulated value of a savings account based on regular periodic payments can be determined from the *annuity due equation*,

$$A = \frac{P}{i}[(1 + i)^n - 1].$$

In this equation, A is the amount in the account, P is the amount regularly deposited, and i is the rate of interest per period for the n deposit periods. An engineer would like to have a savings account valued at \$750,000 upon retirement in 20 years and can afford to put \$1500 per month toward this goal. What is the minimal interest rate at which this amount can be invested, assuming that the interest is compounded monthly?

23. Problems involving the amount of money required to pay off a mortgage over a fixed period of time involve the formula

$$A = \frac{P}{i}[1 - (1 + i)^{-n}],$$

known as an *ordinary annuity equation*. In this equation, A is the amount of the mortgage, P is the amount of each payment, and i is the interest rate per period for the n payment periods. Suppose that a 30-year home mortgage in the amount of \$135,000 is needed and that the borrower can afford house payments of at most \$1000 per month. What is the maximal interest rate the borrower can afford to pay?

24. A drug administered to a patient produces a concentration in the blood stream given by $c(t) = Ate^{-t/3}$ milligrams per milliliter, t hours after A units have been injected. The maximum safe concentration is 1 mg/ml.
- What amount should be injected to reach this maximum safe concentration, and when does this maximum occur?
 - An additional amount of this drug is to be administered to the patient after the concentration falls to 0.25 mg/ml. Determine, to the nearest minute, when this second injection should be given.
 - Assume that the concentration from consecutive injections is additive and that 75% of the amount originally injected is administered in the second injection. When is it time for the third injection?
25. Let $f(x) = 3^{3x+1} - 7 \cdot 5^{2x}$.
- Use the Maple commands `solve` and `fsolve` to try to find all roots of f .
 - Plot $f(x)$ to find initial approximations to roots of f .
 - Use Newton's method to find roots of f to within 10^{-16} .
 - Find the exact solutions of $f(x) = 0$ algebraically.
26. Repeat Exercise 25 using $f(x) = 2^{x^2} - 3 \cdot 7^{x+1}$.
27. The logistic population growth model is described by an equation of the form

$$P(t) = \frac{P_L}{1 - ce^{-kt}},$$

where P_L , c , and $k > 0$ are constants, and $P(t)$ is the population at time t . P_L represents the limiting value of the population since $\lim_{t \rightarrow \infty} P(t) = P_L$. Use the census data for the years 1950, 1960, and 1970 listed in the table on page 104 to determine the constants P_L , c , and k for a logistic growth model. Use the logistic model to predict the population of the United States in 1980 and in 2010, assuming $t = 0$ at 1950. Compare the 1980 prediction to the actual value.

28. The Gompertz population growth model is described by

$$P(t) = P_L e^{-ce^{-kt}},$$

where P_L , c , and $k > 0$ are constants, and $P(t)$ is the population at time t . Repeat Exercise 27 using the Gompertz growth model in place of the logistic model.

29. Player A will shut out (win by a score of 21–0) player B in a game of racquetball with probability

$$P = \frac{1+p}{2} \left(\frac{p}{1-p+p^2} \right)^{21},$$

where p denotes the probability A will win any specific rally (independent of the server). (See [Keller, J], p. 267.) Determine, to within 10^{-3} , the minimal value of p that will ensure that A will shut out B in at least half the matches they play.

30. In the design of all-terrain vehicles, it is necessary to consider the failure of the vehicle when attempting to negotiate two types of obstacles. One type of failure is called *hang-up failure* and occurs when the vehicle attempts to cross an obstacle that causes the bottom of the vehicle to touch the ground. The other type of failure is called *nose-in failure* and occurs when the vehicle descends into a ditch and its nose touches the ground.

The accompanying figure, adapted from [Bek], shows the components associated with the nose-in failure of a vehicle. In that reference it is shown that the maximum angle α that

can be negotiated by a vehicle when β is the maximum angle at which hang-up failure does *not* occur satisfies the equation

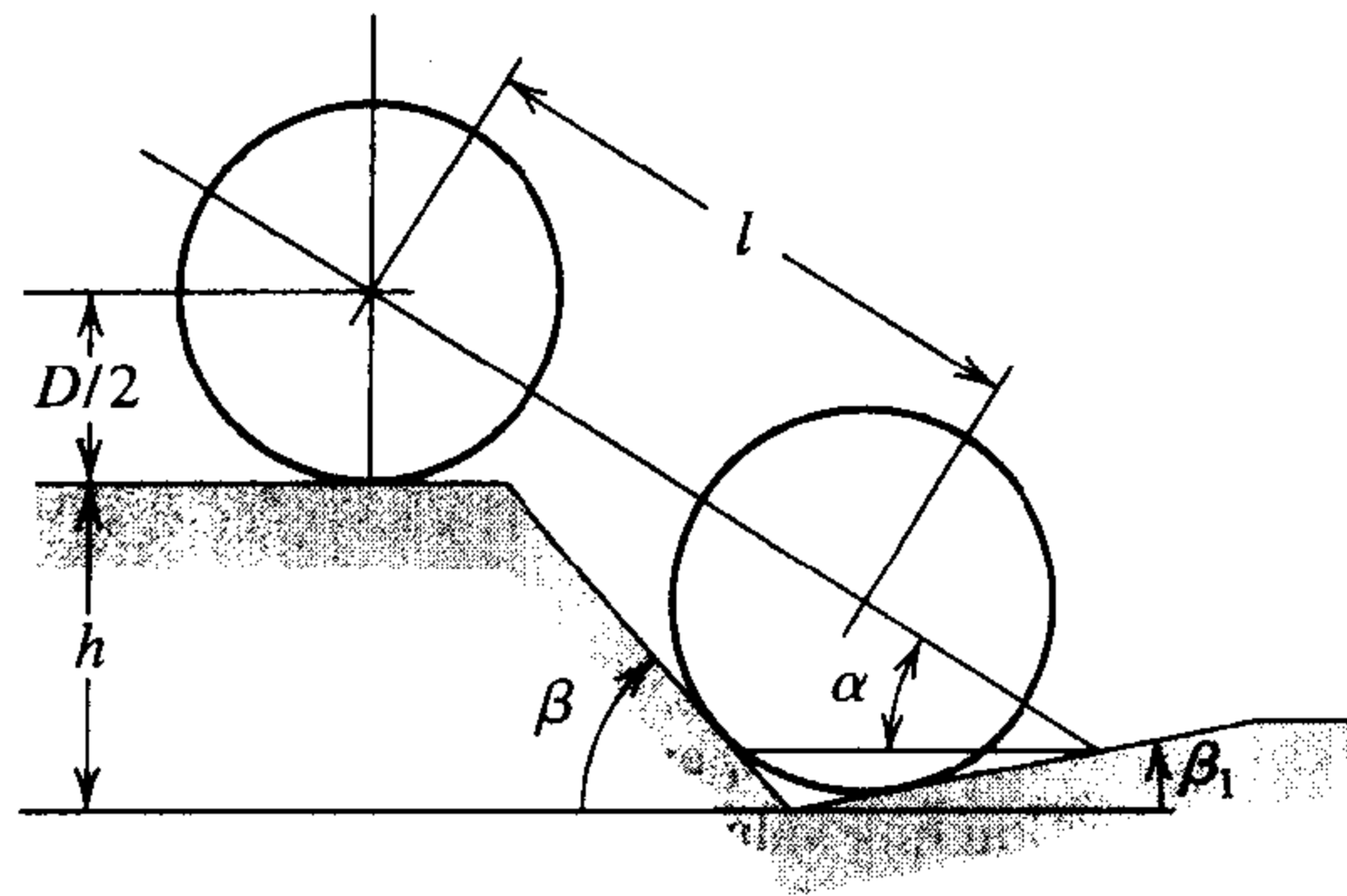
$$A \sin \alpha \cos \alpha + B \sin^2 \alpha - C \cos \alpha - E \sin \alpha = 0,$$

where

$$A = l \sin \beta_1, \quad B = l \cos \beta_1, \quad C = (h + 0.5D) \sin \beta_1 - 0.5D \tan \beta_1,$$

and $E = (h + 0.5D) \cos \beta_1 - 0.5D$.

- It is stated that when $l = 89$ in., $h = 49$ in., $D = 55$ in., and $\beta_1 = 11.5^\circ$, angle α is approximately 33° . Verify this result.
- Find α for the situation when l , h , and β_1 are the same as in part (a) but $D = 30$ in.



2.4 Error Analysis for Iterative Methods

In this section we investigate the order of convergence of functional iteration schemes and, as a means of obtaining rapid convergence, rediscover Newton's method. We also consider ways of accelerating the convergence of Newton's method in special circumstances. First, however, we need a procedure for measuring how rapidly a sequence converges.

Definition 2.6

Suppose $\{p_n\}_{n=0}^{\infty}$ is a sequence that converges to p , with $p_n \neq p$ for all n . If positive constants λ and α exist with

$$\lim_{n \rightarrow \infty} \frac{|p_{n+1} - p|}{|p_n - p|^\alpha} = \lambda,$$

then $\{p_n\}_{n=0}^{\infty}$ converges to p of order α , with asymptotic error constant λ . ■

An iterative technique of the form $p_n = g(p_{n-1})$ is said to be of *order* α if the sequence $\{p_n\}_{n=0}^{\infty}$ converges to the solution $p = g(p)$ of order α .

In general, a sequence with a high order of convergence converges more rapidly than a sequence with a lower order. The asymptotic constant affects the speed of convergence but is not as important as the order. Two cases of order are given special attention.

- (i) If $\alpha = 1$, the sequence is **linearly convergent**.
(ii) If $\alpha = 2$, the sequence is **quadratically convergent**.

The next example compares a linearly convergent sequence to one that is quadratically convergent. It shows why we try to find methods that produce higher-order convergent sequences.

EXAMPLE 1 Suppose that $\{p_n\}_{n=0}^{\infty}$ is linearly convergent to 0 with

$$\lim_{n \rightarrow \infty} \frac{|p_{n+1}|}{|p_n|} = 0.5$$

and that $\{\tilde{p}_n\}_{n=0}^{\infty}$ is quadratically convergent to 0 with the same asymptotic error constant,

$$\lim_{n \rightarrow \infty} \frac{|\tilde{p}_{n+1}|}{|\tilde{p}_n|^2} = 0.5.$$

For simplicity, suppose that

$$\frac{|p_{n+1}|}{|p_n|} \approx 0.5 \quad \text{and} \quad \frac{|\tilde{p}_{n+1}|}{|\tilde{p}_n|^2} \approx 0.5.$$

For the linearly convergent scheme, this means that

$$|p_n - 0| = |p_n| \approx 0.5|p_{n-1}| \approx (0.5)^2|p_{n-2}| \approx \dots \approx (0.5)^n|p_0|,$$

whereas the quadratically convergent procedure has

$$\begin{aligned} |\tilde{p}_n - 0| = |\tilde{p}_n| &\approx 0.5|\tilde{p}_{n-1}|^2 \approx (0.5)[0.5|\tilde{p}_{n-2}|^2]^2 = (0.5)^3|\tilde{p}_{n-2}|^4 \\ &\approx (0.5)^3[(0.5)|\tilde{p}_{n-3}|^2]^4 = (0.5)^7|\tilde{p}_{n-3}|^8 \\ &\approx \dots \approx (0.5)^{2^n-1}|\tilde{p}_0|^{2^n}. \end{aligned}$$

Table 2.7 illustrates the relative speed of convergence of the sequences to 0 when $|p_0| = |\tilde{p}_0| = 1$.

Table 2.7

n	Linear Convergence Sequence $\{p_n\}_{n=0}^{\infty}$ $(0.5)^n$	Quadratic Convergence Sequence $\{\tilde{p}_n\}_{n=0}^{\infty}$ $(0.5)^{2^n-1}$
1	5.0000×10^{-1}	5.0000×10^{-1}
2	2.5000×10^{-1}	1.2500×10^{-1}
3	1.2500×10^{-1}	7.8125×10^{-3}
4	6.2500×10^{-2}	3.0518×10^{-5}
5	3.1250×10^{-2}	4.6566×10^{-10}
6	1.5625×10^{-2}	1.0842×10^{-19}
7	7.8125×10^{-3}	5.8775×10^{-39}

The quadratically convergent sequence is within 10^{-38} of 0 by the seventh term. At least 126 terms are needed to ensure this accuracy for the linearly convergent sequence.

Quadratically convergent sequences generally converge much more quickly than those that converge only linearly, but many techniques that generate convergent sequences do so only linearly.

Theorem 2.7

Let $g \in C[a, b]$ be such that $g(x) \in [a, b]$, for all $x \in [a, b]$. Suppose, in addition, that g' is continuous on (a, b) and a positive constant $k < 1$ exists with

$$|g'(x)| \leq k, \quad \text{for all } x \in (a, b).$$

If $g'(p) \neq 0$, then for any number p_0 in $[a, b]$, the sequence

$$p_n = g(p_{n-1}), \quad \text{for } n \geq 1,$$

converges only linearly to the unique fixed point p in $[a, b]$. ■

Proof We know from the Fixed-Point Theorem 2.3 in Section 2.2 that the sequence converges to p . Since g' exists on $[a, b]$, we can apply the Mean Value Theorem to g to show that for any n ,

$$p_{n+1} - p = g(p_n) - g(p) = g'(\xi_n)(p_n - p),$$

where ξ_n is between p_n and p . Since $\{p_n\}_{n=0}^{\infty}$ converges to p , we also have $\{\xi_n\}_{n=0}^{\infty}$ converging to p . Since g' is continuous on $[a, b]$, we have

$$\lim_{n \rightarrow \infty} g'(\xi_n) = g'(p).$$

Thus,

$$\lim_{n \rightarrow \infty} \frac{p_{n+1} - p}{p_n - p} = \lim_{n \rightarrow \infty} g'(\xi_n) = g'(p) \quad \text{and} \quad \lim_{n \rightarrow \infty} \frac{|p_{n+1} - p|}{|p_n - p|} = |g'(p)|.$$

Hence, if $g'(p) \neq 0$, fixed-point iteration exhibits linear convergence with asymptotic error constant $|g'(p)|$. ■ ■ ■

Theorem 2.7 implies that higher-order convergence for fixed-point methods can occur only when $g'(p) = 0$. The next result describes additional conditions that ensure the quadratic convergence we seek.

Theorem 2.8

Let p be a solution of the equation $x = g(x)$. Suppose that $g'(p) = 0$ and g'' is continuous and strictly bounded by M on an open interval I containing p . Then there exists a $\delta > 0$ such that, for $p_0 \in [p - \delta, p + \delta]$, the sequence defined by $p_n = g(p_{n-1})$, when $n \geq 1$, converges at least quadratically to p . Moreover, for sufficiently large values of n ,

$$|p_{n+1} - p| < \frac{M}{2} |p_n - p|^2. \quad \blacksquare$$

Proof Choose k in $(0, 1)$ and $\delta > 0$ such that on the interval $[p - \delta, p + \delta]$, contained in I , we have $|g'(x)| \leq k$ and g'' continuous. Since $|g'(x)| \leq k < 1$, the argument used in the proof of Theorem 2.5 in Section 2.3 shows that the terms of the sequence $\{p_n\}_{n=0}^{\infty}$ are contained in $[p - \delta, p + \delta]$. Expanding $g(x)$ in a linear Taylor polynomial for

$x \in [p - \delta, p + \delta]$ gives

$$g(x) = g(p) + g'(p)(x - p) + \frac{g''(\xi)}{2}(x - p)^2,$$

where ξ lies between x and p . The hypotheses $g(p) = p$ and $g'(p) = 0$ imply that

$$g(x) = p + \frac{g''(\xi)}{2}(x - p)^2.$$

In particular, when $x = p_n$,

$$p_{n+1} = g(p_n) = p + \frac{g''(\xi_n)}{2}(p_n - p)^2,$$

with ξ_n between p_n and p . Thus,

$$p_{n+1} - p = \frac{g''(\xi_n)}{2}(p_n - p)^2.$$

Since $|g'(x)| \leq k < 1$ on $[p - \delta, p + \delta]$ and g maps $[p - \delta, p + \delta]$ into itself, it follows from the Fixed-Point Theorem that $\{p_n\}_{n=0}^{\infty}$ converges to p . But ξ_n is between p and p_n for each n , so $\{\xi_n\}_{n=0}^{\infty}$ also converges to p , and

$$\lim_{n \rightarrow \infty} \frac{|p_{n+1} - p|}{|p_n - p|^2} = \frac{|g''(p)|}{2}.$$

This result implies that the sequence $\{p_n\}_{n=0}^{\infty}$ is quadratically convergent if $g''(p) \neq 0$ and of higher-order convergence if $g''(p) = 0$.

Since g'' is continuous and strictly bounded by M on the interval $[p - \delta, p + \delta]$, this also implies that, for sufficiently large values of n ,

$$|p_{n+1} - p| < \frac{M}{2}|p_n - p|^2. \quad \bullet \quad \bullet \quad \bullet$$

Theorems 2.7 and 2.8 tell us that our search for quadratically convergent fixed-point methods should point in the direction of functions whose derivatives are zero at the fixed point.

The easiest way to construct a fixed-point problem associated with a root-finding problem $f(x) = 0$ is to subtract a multiple of $f(x)$ from x . So let us consider

$$p_n = g(p_{n-1}), \quad \text{for } n \geq 1,$$

for g in the form

$$g(x) = x - \phi(x)f(x),$$

where ϕ is a differentiable function that will be chosen later.

For the iterative procedure derived from g to be quadratically convergent, we need to have $g'(p) = 0$ when $f(p) = 0$. Since

$$g'(x) = 1 - \phi'(x)f(x) - f'(x)\phi(x),$$

we have

$$g'(p) = 1 - \phi'(p)f(p) - f'(p)\phi(p) = 1 - \phi'(p) \cdot 0 - f'(p)\phi(p) = 1 - f'(p)\phi(p),$$

and $g'(p) = 0$ if and only if $\phi(p) = 1/f'(p)$.

If we let $\phi(x) = 1/f'(x)$, then we will ensure that $\phi(p) = 1/f'(p)$ and produce the quadratically convergent procedure

$$p_n = g(p_{n-1}) = p_{n-1} - \frac{f(p_{n-1})}{f'(p_{n-1})}.$$

This, of course, is simply Newton's method.

In the preceding discussion, the restriction was made that $f'(p) \neq 0$, where p is the solution to $f(x) = 0$. From the definition of Newton's method, it is clear that difficulties might occur if $f'(p_n)$ goes to zero simultaneously with $f(p_n)$. In particular, Newton's method and the Secant method will generally give problems if $f'(p) = 0$ when $f(p) = 0$. To examine these difficulties in more detail, we make the following definition.

Definition 2.9 A solution p of $f(x) = 0$ is a **zero of multiplicity** m of f if for $x \neq p$, we can write $f(x) = (x - p)^m q(x)$, where $\lim_{x \rightarrow p} q(x) \neq 0$. ■

In essence, $q(x)$ represents that portion of $f(x)$ that does not contribute to the zero of f . The following result gives a means to easily identify **simple** zeros of a function, those that have multiplicity one.

Theorem 2.10 $f \in C^1[a, b]$ has a simple zero at p in (a, b) if and only if $f(p) = 0$, but $f'(p) \neq 0$. ■

Proof If f has a simple zero at p , then $f(p) = 0$ and $f(x) = (x - p)q(x)$, where $\lim_{x \rightarrow p} q(x) \neq 0$. Since $f \in C^1[a, b]$,

$$f'(p) = \lim_{x \rightarrow p} f'(x) = \lim_{x \rightarrow p} [q(x) + (x - p)q'(x)] = \lim_{x \rightarrow p} q(x) \neq 0.$$

Conversely, if $f(p) = 0$, but $f'(p) \neq 0$, expand f in a zeroth Taylor polynomial about p . Then

$$f(x) = f(p) + f'(\xi(x))(x - p) = (x - p)f'(\xi(x)),$$

where $\xi(x)$ is between x and p . Since $f \in C^1[a, b]$,

$$\lim_{x \rightarrow p} f'(\xi(x)) = f' \left(\lim_{x \rightarrow p} \xi(x) \right) = f'(p) \neq 0.$$

Letting $q = f' \circ \xi$ gives $f(x) = (x - p)q(x)$, where $\lim_{x \rightarrow p} q(x) \neq 0$. Thus, f has a simple zero at p . ■ ■ ■

The following generalization of Theorem 2.10 is considered in Exercise 10.

Theorem 2.11 The function $f \in C^m[a, b]$ has a zero of multiplicity m at p in (a, b) if and only if

$$0 = f(p) = f'(p) = f''(p) = \dots = f^{(m-1)}(p), \quad \text{but} \quad f^{(m)}(p) \neq 0. \quad \blacksquare$$

The result in Theorem 2.10 implies that an interval about p exists where Newton's method converges quadratically to p for any initial approximation $p_0 = p$, provided that p is a simple zero. The following example shows that quadratic convergence may not occur if the zero is not simple.

EXAMPLE 2

Consider $f(x) = e^x - x - 1$. Since $f(0) = e^0 - 0 - 1 = 0$ and $f'(0) = e^0 - 1 = 0$, but $f''(0) = e^0 = 1$, f has a zero of multiplicity two at $p = 0$. In fact, $f(x)$ can be expressed in the form

$$f(x) = (x - 0)^2 \frac{e^x - x - 1}{x^2},$$

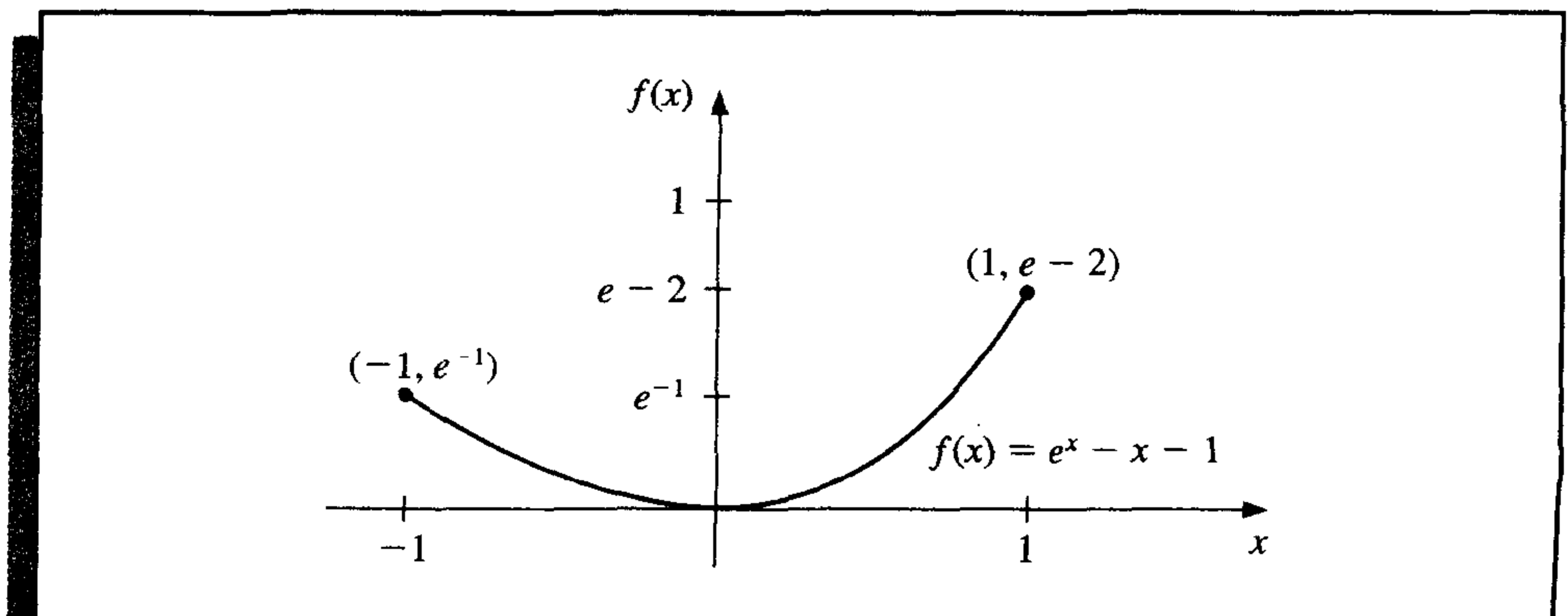
where, by L'Hôpital's rule,

$$\lim_{x \rightarrow 0} \frac{e^x - x - 1}{x^2} = \lim_{x \rightarrow 0} \frac{e^x - 1}{2x} = \lim_{x \rightarrow 0} \frac{e^x}{2} = \frac{1}{2} \neq 0.$$

The terms generated by Newton's method applied to f with $p_0 = 1$ are shown in Table 2.8. The sequence is clearly converging to 0, but not quadratically. The graph of f is shown in Figure 2.11. ■

Table 2.8

n	p_n	n	p_n
0	1.0	9	2.7750×10^{-3}
1	0.58198	10	1.3881×10^{-3}
2	0.31906	11	6.9411×10^{-4}
3	0.16800	12	3.4703×10^{-4}
4	0.08635	13	1.7416×10^{-4}
5	0.04380	14	8.8041×10^{-5}
6	0.02206	15	4.2610×10^{-5}
7	0.01107	16	1.9142×10^{-6}
8	0.005545		

Figure 2.11

One method of handling the problem of multiple roots is to define

$$\mu(x) = \frac{f(x)}{f'(x)}.$$

If p is a zero of f of multiplicity m and $f(x) = (x - p)^m q(x)$, then

$$\begin{aligned}\mu(x) &= \frac{(x - p)^m q(x)}{m(x - p)^{m-1} q(x) + (x - p)^m q'(x)} \\ &= (x - p) \frac{q(x)}{mq(x) + (x - p)q'(x)}\end{aligned}$$

also has a zero at p . However, $q(p) \neq 0$, so

$$\frac{q(p)}{mq(p) + (p - p)q'(p)} = \frac{1}{m} \neq 0,$$

and p is a simple zero of μ . Newton's method can then be applied to μ to give

$$g(x) = x - \frac{\mu(x)}{\mu'(x)} = x - \frac{f(x)/f'(x)}{\{[f'(x)]^2 - [f(x)][f''(x)]\}/[f'(x)]^2}$$

or

$$g(x) = x - \frac{f(x)f'(x)}{[f'(x)]^2 - f(x)f''(x)}. \quad (2.11)$$

If g has the required continuity conditions, functional iteration applied to g will be quadratically convergent regardless of the multiplicity of the zero of f . Theoretically, the only drawback to this method is the additional calculation of $f''(x)$ and the more laborious procedure of calculating the iterates. In practice, however, multiple roots can cause serious roundoff problems since the denominator of (2.11) consists of the difference of two numbers that are both close to 0.

EXAMPLE 3

Table 2.9 lists the approximations to the double zero at $x = 0$ of $f(x) = e^x - x - 1$ using $p_n = g(p_{n-1})$, for $n \geq 1$, where g is given by (2.11). The results were recorded using a calculator with ten digits of precision. The initial approximation of $p_0 = 1$ was chosen so that the entries can be compared with those in Table 2.8. What Table 2.9 does not show is that no improvement to the zero approximation $-2.8085217 \times 10^{-7}$ occurs in subsequent computations using this calculator since both the numerator and the denominator approach 0. ■

Table 2.9

n	p_n
1	$-2.3421061 \times 10^{-1}$
2	$-8.4582788 \times 10^{-3}$
3	$-1.1889524 \times 10^{-5}$
4	$-6.8638230 \times 10^{-6}$
5	$-2.8085217 \times 10^{-7}$

EXAMPLE 4 In Example 3 of Section 2.2 we solved $f(x) = x^3 + 4x^2 - 10 = 0$ for the zero $p = 1.36523001$. To compare convergence for a zero of multiplicity one by Newton's method and the modified Newton's method listed in Eq. (2.11), let

$$(i) \quad p_n = p_{n-1} - \frac{p_{n-1}^3 + 4p_{n-1}^2 - 10}{3p_{n-1}^2 + 8p_{n-1}}, \quad \text{from Newton's method}$$

and, from $p_n = g(p_{n-1})$, where g is given by Eq. (2.11),

$$(ii) \quad p_n = p_{n-1} - \frac{(p_{n-1}^3 + 4p_{n-1}^2 - 10)(3p_{n-1}^2 + 8p_{n-1})}{(3p_{n-1}^2 + 8p_{n-1})^2 - (p_{n-1}^3 + 4p_{n-1}^2 - 10)(6p_{n-1} + 8)}.$$

With $p_0 = 1.5$, the first three iterates for (i) and (ii) are shown in Table 2.10. The results illustrate the rapid convergence of both methods in the case of a simple zero. ■

Table 2.10

	(i)	(ii)
p_1	1.37333333	1.35689898
p_2	1.36526201	1.36519585
p_3	1.36523001	1.36523001

EXERCISE SET 2.4

- Use Newton's method to find solutions accurate to within 10^{-5} to the following problems.
 - $x^2 - 2xe^{-x} + e^{-2x} = 0$, for $0 \leq x \leq 1$
 - $\cos(x + \sqrt{2}) + x(x/2 + \sqrt{2}) = 0$, for $-2 \leq x \leq -1$
 - $x^3 - 3x^2(2^{-x}) + 3x(4^{-x}) - 8^{-x} = 0$, for $0 \leq x \leq 1$
 - $e^{6x} + 3(\ln 2)^2 e^{2x} - (\ln 8)e^{4x} - (\ln 2)^3 = 0$, for $-1 \leq x \leq 0$
- Repeat Exercise 1 using the modified Newton-Raphson method described in Eq. (2.11). Is there an improvement in speed or accuracy over Exercise 1?
- Use Newton's method and the modified Newton-Raphson method described in Eq. (2.11) to find a solution accurate to within 10^{-5} to the problem

$$e^{6x} + 1.441e^{2x} - 2.079e^{4x} - 0.3330 = 0, \quad \text{for } -1 \leq x \leq 0.$$

This is the same problem as 1(d) with the coefficients replaced by their four-digit approximations. Compare the solutions to the results in 1(d) and 2(d).

- Show that the following sequences converge linearly to $p = 0$. How large must n be before $|p_n - p| \leq 5 \times 10^{-2}$?
 - $p_n = \frac{1}{n}, \quad n \geq 1$
 - $p_n = \frac{1}{n^2}, \quad n \geq 1$
- Show that for any positive integer k , the sequence defined by $p_n = 1/n^k$ converges linearly to $p = 0$.
 - For each pair of integers k and m , determine a number N for which $1/N^k < 10^{-m}$.

6. a. Show that the sequence $p_n = 10^{-2^n}$ converges quadratically to 0.
 b. Show that the sequence $p_n = 10^{-n^k}$ does not converge to 0 quadratically, regardless of the size of the exponent $k > 1$.
7. a. Construct a sequence that converges to 0 of order 3.
 b. Suppose $\alpha > 1$. Construct a sequence that converges to 0 zero of order α .
8. Suppose p is a zero of multiplicity m of f , where f''' is continuous on an open interval containing p . Show that the following fixed-point method has $g'(p) = 0$:

$$g(x) = x - \frac{mf(x)}{f'(x)}.$$

9. Show that the Bisection Algorithm 2.1 gives a sequence with an error bound that converges linearly to 0.
10. Suppose that f has m continuous derivatives. Modify the proof of Theorem 2.10 to show that f has a zero of multiplicity m at p if and only if

$$0 = f(p) = f'(p) = \cdots = f^{(m-1)}(p), \quad \text{but } f^{(m)}(p) \neq 0.$$

11. The iterative method to solve $f(x) = 0$, given by the fixed-point method $g(x) = x$, where

$$p_n = g(p_{n-1}) = p_{n-1} - \frac{f(p_{n-1})}{f'(p_{n-1})} - \frac{f''(p_{n-1})}{2f'(p_{n-1})} \left[\frac{f(p_{n-1})}{f'(p_{n-1})} \right]^2, \quad \text{for } n = 1, 2, 3, \dots,$$

has $g'(p) = g''(p) = 0$. This will generally yield cubic ($\alpha = 3$) convergence. Expand the analysis of Example 1 to compare quadratic and cubic convergence.

12. It can be shown (see, for example, [DaB, pp. 228–229]) that if $\{p_n\}_{n=0}^{\infty}$ are convergent Secant method approximations to p , the solution to $f(x) = 0$, then a constant C exists with $|p_{n+1} - p| \approx C |p_n - p| |p_{n-1} - p|$ for sufficiently large values of n . Assume $\{p_n\}$ converges to p of order α , and show that $\alpha = (1 + \sqrt{5})/2$. (Note: This implies that the order of convergence of the Secant method is approximately 1.62).

2.5 Accelerating Convergence

It is rare to have the luxury of quadratic convergence. We now consider a technique called **Aitken's Δ^2 method** that can be used to accelerate the convergence of a sequence that is linearly convergent, regardless of its origin or application.

Suppose $\{p_n\}_{n=0}^{\infty}$ is a linearly convergent sequence with limit p . To motivate the construction of a sequence $\{\hat{p}_n\}_{n=0}^{\infty}$ that converges more rapidly to p than does $\{p_n\}_{n=0}^{\infty}$, let us first assume that the signs of $p_n - p$, $p_{n+1} - p$, and $p_{n+2} - p$ agree and that n is sufficiently large that

$$\frac{p_{n+1} - p}{p_n - p} \approx \frac{p_{n+2} - p}{p_{n+1} - p}.$$

Then

$$(p_{n+1} - p)^2 \approx (p_{n+2} - p)(p_n - p),$$

so

$$p_{n+1}^2 - 2p_{n+1}p + p^2 \approx p_{n+2}p_n - (p_n + p_{n+2})p + p^2$$

and

$$(p_{n+2} + p_n - 2p_{n+1})p \approx p_{n+2}p_n - p_{n+1}^2.$$

Solving for p gives

$$p \approx \frac{p_{n+2}p_n - p_{n+1}^2}{p_{n+2} - 2p_{n+1} + p_n}.$$

Adding and subtracting the terms p_n^2 and $2p_n p_{n+1}$ in the numerator and grouping terms appropriately gives

$$\begin{aligned} p &\approx \frac{p_n^2 - p_n p_{n+2} - 2p_n p_{n+1} - 2p_n p_{n+1} - p_n^2 - p_{n+1}^2}{p_{n+2} - 2p_{n+1} + p_n} \\ &= \frac{(p_n^2 - p_n p_{n+2} + 2p_n p_{n+1}) - (p_n^2 - 2p_n p_{n+1} + p_{n+1}^2)}{p_{n+2} - 2p_{n+1} + p_n} \\ &= p_n - \frac{(p_{n+1} - p_n)^2}{p_{n+2} - 2p_{n+1} + p_n}. \end{aligned}$$

Aitken's Δ^2 method is based on the assumption that the sequence $\{\hat{p}_n\}_{n=0}^{\infty}$, defined by

$$\hat{p}_n = p_n - \frac{(p_{n+1} - p_n)^2}{p_{n+2} - 2p_{n+1} + p_n}, \quad (2.12)$$

converges more rapidly to p than does the original sequence $\{p_n\}_{n=0}^{\infty}$.

EXAMPLE 1

The sequence $\{p_n\}_{n=1}^{\infty}$, where $p_n = \cos(1/n)$, converges linearly to $p = 1$. The first few terms of the sequences $\{p_n\}_{n=1}^{\infty}$ and $\{\hat{p}_n\}_{n=1}^{\infty}$ are given in Table 2.11. It certainly appears that $\{\hat{p}_n\}_{n=1}^{\infty}$ converges more rapidly to $p = 1$ than does $\{p_n\}_{n=1}^{\infty}$. ■

Table 2.11

n	p_n	\hat{p}_n
1	0.54030	0.96178
2	0.87758	0.98213
3	0.94496	0.98979
4	0.96891	0.99342
5	0.98007	0.99541
6	0.98614	
7	0.98981	

The Δ notation associated with this technique has its origin in the following definition.

Definition 2.12 For a given sequence $\{p_n\}_{n=0}^{\infty}$, the **forward difference** Δp_n is defined by

$$\Delta p_n = p_{n+1} - p_n, \quad \text{for } n \geq 0.$$

Higher powers, $\Delta^k p_n$, are defined recursively by

$$\Delta^k p_n = \Delta(\Delta^{k-1} p_n), \quad \text{for } k \geq 2. \quad \blacksquare$$

The definition implies that

$$\Delta^2 p_n = \Delta(p_{n+1} - p_n) = \Delta p_{n+1} - \Delta p_n = (p_{n+2} - p_{n+1}) - (p_{n+1} - p_n).$$

So

$$\Delta^2 p_n = p_{n+2} - 2p_{n+1} + p_n,$$

and the formula for \hat{p}_n given in Eq. (2.12) can be written as

$$\hat{p} = p_n - \frac{(\Delta p_n)^2}{\Delta^2 p_n}, \quad \text{for } n \geq 0. \quad (2.13)$$

To this point in our discussion of Aitken's Δ^2 method, we have stated that the sequence $\{\hat{p}_n\}_{n=0}^{\infty}$ converges to p more rapidly than does the original sequence $\{p_n\}_{n=0}^{\infty}$, but we have not said what is meant by the term "more rapid" convergence. Theorem 2.13 explains and justifies this terminology. The proof of this theorem is considered in Exercise 14.

Theorem 2.13

Suppose that $\{p_n\}_{n=0}^{\infty}$ is a sequence that converges linearly to the limit p and that for all sufficiently large values of n we have $(p_n - p)(p_{n+1} - p) > 0$. Then the sequence $\{\hat{p}_n\}_{n=0}^{\infty}$ converges to p faster than $\{p_n\}_{n=0}^{\infty}$ in the sense that

$$\lim_{n \rightarrow \infty} \frac{\hat{p}_n - p}{p_n - p} = 0. \quad \blacksquare$$

By applying a modification of Aitken's Δ^2 method to a linearly convergent sequence obtained from fixed-point iteration, we can accelerate the convergence to quadratic. This procedure is known as Steffensen's method and differs slightly from applying Aitken's Δ^2 method directly to the linearly convergent fixed-point iteration sequence. Aitken's Δ^2 method constructs the terms in order:

$$\begin{aligned} p_0, \quad p_1 = g(p_0), \quad p_2 = g(p_1), \quad \hat{p}_0 = \{\Delta^2\}(p_0), \\ p_3 = g(p_2), \quad \hat{p}_1 = \{\Delta^2\}(p_1), \dots, \end{aligned}$$

where $\{\Delta^2\}$ indicates that Eq. (2.13) is used. Steffensen's method constructs the same first four terms, p_0 , p_1 , p_2 , and \hat{p}_0 . However, at this step it assumes that \hat{p}_0 is a better approximation to p than is p_2 and applies fixed-point iteration to \hat{p}_0 instead of p_2 . Using this notation the sequence generated is

$$p_0^{(0)}, \quad p_1^{(0)} = g(p_0^{(0)}), \quad p_2^{(0)} = g(p_1^{(0)}), \quad p_0^{(1)} = \{\Delta^2\}(p_0^{(0)}), \quad p_1^{(1)} = g(p_0^{(1)}), \dots$$

Every third term is generated by Eq. (2.13); the others use fixed-point iteration on the previous term. The process is described in Algorithm 2.6.

ALGORITHM

2.6

Steffensen's

To find a solution to $p = g(p)$ given an initial approximation p_0 :

INPUT initial approximation p_0 ; tolerance TOL ; maximum number of iterations N_0 .

OUTPUT approximate solution p or message of failure.

Step 1 Set $i = 1$.

Step 2 While $i \leq N_0$ do Steps 3–6.

Step 3 Set $p_1 = g(p_0)$; (Compute $p_1^{(i-1)}$.)
 $p_2 = g(p_1)$; (Compute $p_2^{(i-1)}$.)
 $p = p_0 - (p_1 - p_0)^2 / (p_2 - 2p_1 + p_0)$. (Compute $p_0^{(i)}$.)

Step 4 If $|p - p_0| < TOL$ then
 OUTPUT (p); (Procedure completed successfully.)
 STOP.

Step 5 Set $i = i + 1$.

Step 6 Set $p_0 = p$. (Update p_0 .)

Step 7 OUTPUT ('Method failed after N_0 iterations, $N_0 =$ ', N_0);
 (Procedure completed unsuccessfully.)
 STOP. ■

Note that $\Delta^2 p_n$ may be 0, which would introduce a 0 in the denominator of the next iterate. If this occurs, we terminate the sequence and select $p_2^{(n-1)}$ as the approximate answer.

EXAMPLE 2

To solve $x^3 + 4x^2 - 10 = 0$ using Steffensen's method, let $x^3 + 4x^2 = 10$, divide by $x + 4$, and solve for x . This procedure produces the fixed-point method

$$g(x) = \left(\frac{10}{x + 4} \right)^{1/2},$$

used in Example 3(d) of Section 2.2.

Steffensen's procedure with $p_0 = 1.5$ gives the values in Table 2.12. The iterate $p_0^{(2)} = 1.365230013$ is accurate to the ninth decimal place. In this example, Steffensen's method gave about the same accuracy as Newton's method (see Example 4 in Section 2.4). ■

Table 2.12

k	$p_0^{(k)}$	$p_1^{(k)}$	$p_2^{(k)}$
0	1.5	1.348399725	1.367376372
1	1.365265224	1.365225534	1.365230583
2	1.365230013		

From Example 2, it appears that Steffensen's method gives quadratic convergence without evaluating a derivative, and Theorem 2.14 verifies that this is the case. The proof of this theorem can be found in [He2, pp. 90–92] or [IK, pp. 103–107].

Theorem 2.14 Suppose that $x = g(x)$ has the solution p with $g'(p) \neq 1$. If there exists a $\delta > 0$ such that $g \in C^3[p - \delta, p + \delta]$, then Steffensen's method gives quadratic convergence for any $p_0 \in [p - \delta, p + \delta]$. ■

EXERCISE SET 2.5

- The following sequences are linearly convergent. Generate the first five terms of the sequence $\{\hat{p}_n\}$ using Aitken's Δ^2 method.
 - $p_0 = 0.5, \quad p_n = (2 - e^{p_{n-1}} + p_{n-1}^2)/3, \quad n \geq 1$
 - $p_0 = 0.75, \quad p_n = (e^{p_{n-1}}/3)^{1/2}, \quad n \geq 1$
 - $p_0 = 0.5, \quad p_n = 3^{-p_{n-1}}, \quad n \geq 1$
 - $p_0 = 0.5, \quad p_n = \cos p_{n-1}, \quad n \geq 1$
- Consider the function $f(x) = e^{6x} + 3(\ln 2)^2 e^{2x} - (\ln 8)e^{4x} - (\ln 2)^3$. Use Newton's method with $p_0 = 0$ to approximate a zero of f . Generate terms until $|p_{n+1} - p_n| < 0.0002$. Construct the sequence $\{\hat{p}_n\}$. Is the convergence improved?
- Let $g(x) = \cos(x - 1)$ and $p_0^{(0)} = 2$. Use Steffensen's method to find $p_0^{(1)}$.
- Let $g(x) = 1 + (\sin x)^2$ and $p_0^{(0)} = 1$. Use Steffensen's method to find $p_0^{(1)}$ and $p_0^{(2)}$.
- Steffensen's method is applied to a function $g(x)$ using $p_0^{(0)} = 1$ and $p_2^{(0)} = 3$ to obtain $p_0^{(1)} = 0.75$. What is $p_1^{(0)}$?
- Steffensen's method is applied to a function $g(x)$ using $p_0^{(0)} = 1$ and $p_1^{(0)} = \sqrt{2}$ to obtain $p_0^{(1)} = 2.7802$. What is $p_2^{(0)}$?
- Use Steffensen's method to find, to an accuracy of 10^{-4} , the root of $x^3 - x - 1 = 0$ that lies in $[1, 2]$, and compare this to the results of Exercise 6 of Section 2.2.
- Use Steffensen's method to find, to an accuracy of 10^{-4} , the root of $x - 2^{-x} = 0$ that lies in $[0, 1]$, and compare this to the results of Exercise 8 of Section 2.2.
- Use Steffensen's method with $p_0 = 2$ to compute an approximation to $\sqrt{3}$ accurate to within 10^{-4} . Compare this result with those obtained in Exercise 9 of Section 2.2 and Exercise 10 of Section 2.1.
- Use Steffensen's method to approximate the solutions of the following equations to within 10^{-5} .
 - $x = (2 - e^x + x^2)/3$, where g is the function in Exercise 11(a) of Section 2.2.
 - $x = 0.5(\sin x + \cos x)$, where g is the function in Exercise 11(f) of Section 2.2.
 - $3x^2 - e^x = 0$, where g is the function in Exercise 12(a) of Section 2.2.
 - $x - \cos x = 0$, where g is the function in Exercise 12(b) of Section 2.2.
- The following sequences converge to 0. Use Aitken's Δ^2 method to generate $\{\hat{p}_n\}$ until $|\hat{p}_n| \leq 5 \times 10^{-2}$:
 - $p_n = \frac{1}{n}, \quad n \geq 1$
 - $p_n = \frac{1}{n^2}, \quad n \geq 1$

12. A sequence $\{p_n\}$ is said to be **superlinearly convergent** to p if

$$\lim_{n \rightarrow \infty} \frac{|p_{n+1} - p|}{|p_n - p|} = 0.$$

- a. Show that if $p_n \rightarrow p$ of order α for $\alpha > 1$, then $\{p_n\}$ is superlinearly convergent to p .
 b. Show that $p_n = \frac{1}{n^n}$ is superlinearly convergent to 0 but does not converge to 0 of order α for any $\alpha > 1$.
13. Suppose that $\{p_n\}$ is superlinearly convergent to p . Show that

$$\lim_{n \rightarrow \infty} \frac{|p_{n+1} - p_n|}{|p_n - p|} = 1.$$

14. Prove Theorem 2.13. [Hint: Let $\delta_n = (p_{n+1} - p)/(p_n - p) - \lambda$, and show that $\lim_{n \rightarrow \infty} \delta_n = 0$. Then express $(\hat{p}_{n+1} - p)/(p_n - p)$ in terms of δ_n, δ_{n+1} , and λ .]
15. Let $P_n(x)$ be the n th Taylor polynomial for $f(x) = e^x$ expanded about $x_0 = 0$.
- a. For fixed x , show that $p_n = P_n(x)$ satisfies the hypotheses of Theorem 2.13.
 b. Let $x = 1$, and use Aitken's Δ^2 method to generate the sequence $\hat{p}_0, \dots, \hat{p}_8$.
 c. Does Aitken's method accelerate convergence in this situation?

2.6 Zeros of Polynomials and Müller's Method

A polynomial of degree n has the form

$$P(x) = a_n x^n + a_{n-1} x^{n-1} + \dots + a_1 x + a_0,$$

where the a_i 's, called the *coefficients* of P , are constants and $a_n \neq 0$. The zero function, $P(x) = 0$ for all values of x , is considered a polynomial but is assigned no degree.

Theorem 2.15 (Fundamental Theorem of Algebra)

If $P(x)$ is a polynomial of degree $n \geq 1$ with real or complex coefficients, then $P(x) = 0$ has at least one (possibly complex) root. ■

Although Theorem 2.15 is basic to any study of elementary functions, the usual proof requires techniques from the study of complex-function theory. The reader is referred to [SaS, p. 155], for the culmination of a systematic development of the topics needed to prove Theorem 2.15.

An important consequence of Theorem 2.15 is the following corollary.

Corollary 2.16

If $P(x)$ is a polynomial of degree $n \geq 1$ with real or complex coefficients, then there exist unique constants x_1, x_2, \dots, x_k , possibly complex, and unique positive integers m_1, m_2, \dots, m_k , such that $\sum_{i=1}^k m_i = n$ and

$$P(x) = a_n (x - x_1)^{m_1} (x - x_2)^{m_2} \dots (x - x_k)^{m_k}. \quad \blacksquare$$

Corollary 2.16 states that the collection of zeros of a polynomial is unique and that, if each zero x_i is counted as many times as its multiplicity m_i , a polynomial of degree n has exactly n zeros.

The following corollary of the Fundamental Theorem of Algebra is used often in this section and in later chapters.

Corollary 2.17 Let $P(x)$ and $Q(x)$ be polynomials of degree at most n . If x_1, x_2, \dots, x_k , with $k > n$, are distinct numbers with $P(x_i) = Q(x_i)$ for $i = 1, 2, \dots, k$, then $P(x) = Q(x)$ for all values of x . ■

To use Newton's method to locate approximate zeros of a polynomial $P(x)$, we need to evaluate $P(x)$ and $P'(x)$ at specified values. Since $P(x)$ and $P'(x)$ are both polynomials, computational efficiency requires that the evaluation of these functions be done in the nested manner discussed in Section 1.2. Horner's method incorporates this nesting technique, and, as a consequence, requires only n multiplications and n additions to evaluate an arbitrary n th-degree polynomial.

Theorem 2.18 (Horner's Method)

Let

$$P(x) = a_n x^n + a_{n-1} x^{n-1} + \cdots + a_1 x + a_0.$$

If $b_n = a_n$ and

$$b_k = a_k + b_{k+1} x_0, \quad \text{for } k = n-1, n-2, \dots, 1, 0,$$

then $b_0 = P(x_0)$. Moreover, if

$$Q(x) = b_n x^{n-1} + b_{n-1} x^{n-2} + \cdots + b_2 x + b_1,$$

then

$$P(x) = (x - x_0)Q(x) + b_0. \quad \blacksquare$$

Proof By the definition of $Q(x)$,

$$\begin{aligned} (x - x_0)Q(x) + b_0 &= (x - x_0)(b_n x^{n-1} + \cdots + b_2 x + b_1) + b_0 \\ &= (b_n x^n + b_{n-1} x^{n-1} + \cdots + b_2 x^2 + b_1 x) \\ &\quad - (b_n x_0 x^{n-1} + \cdots + b_2 x_0 x + b_1 x_0) + b_0 \\ &= b_n x^n + (b_{n-1} - b_n x_0) x^{n-1} + \cdots + (b_1 - b_2 x_0) x + (b_0 - b_1 x_0). \end{aligned}$$

By the hypothesis, $b_n = a_n$ and $b_k - b_{k+1} x_0 = a_k$, so

$$(x - x_0)Q(x) + b_0 = P(x) \quad \text{and} \quad b_0 = P(x_0). \quad \blacksquare \blacksquare \blacksquare$$

EXAMPLE 1

Use Horner's method to evaluate $P(x) = 2x^4 - 3x^2 + 3x - 4$ at $x_0 = -2$.

When we use hand calculation in Horner's method, we first construct a table, which suggests the *synthetic division* name often applied to the technique. For this problem, the table appears as follows:

	Coefficient of x^4	Coefficient of x^3	Coefficient of x^2	Coefficient of x	Constant term
$x_0 = -2$	$a_4 = 2$	$a_3 = 0$	$a_2 = -3$	$a_1 = 3$	$a_0 = -4$
		$b_4x_0 = -4$	$b_3x_0 = 8$	$b_2x_0 = -10$	$b_1x_0 = 14$
	$b_4 = 2$	$b_3 = -4$	$b_2 = 5$	$b_1 = -7$	$b_0 = 10$

So,

$$P(x) = (x + 2)(2x^3 - 4x^2 + 5x - 7) + 10. \quad \blacksquare$$

An additional advantage of using the Horner (or synthetic-division) procedure is that, since

$$P(x) = (x - x_0)Q(x) + b_0,$$

where

$$Q(x) = b_nx^{n-1} + b_{n-1}x^{n-2} + \cdots + b_2x + b_1,$$

differentiating with respect to x gives

$$P'(x) = Q(x) + (x - x_0)Q'(x) \quad \text{and} \quad P'(x_0) = Q(x_0). \quad (2.14)$$

When the Newton-Raphson method is being used to find an approximate zero of a polynomial, $P(x)$ and $P'(x)$ can be evaluated in the same manner.

EXAMPLE 2 Find an approximation to one of the zeros of

$$P(x) = 2x^4 - 3x^2 + 3x - 4,$$

using Newton's method and synthetic division to evaluate $P(x_n)$ and $P'(x_n)$ for each iterate x_n .

With $x_0 = -2$ as an initial approximation, we obtained $P(-2)$ in Example 1 by

$x_0 = -2$	2	0	-3	3	-4
	-4	8	-10	14	
	2	-4	5	-7	10 = $P(-2)$.

Using Theorem 2.18 and Eq. (2.14),

$$Q(x) = 2x^3 - 4x^2 + 5x - 7 \quad \text{and} \quad P'(-2) = Q(-2),$$

so $P'(-2)$ can be found by evaluating $Q(-2)$ in a similar manner:

$x_0 = -2$	2	-4	5	-7
		-4	16	-42
	2	-8	21	-49 = $Q(-2) = P'(-2)$

and

$$x_1 = x_0 - \frac{P(x_0)}{P'(x_0)} = -2 - \frac{10}{-49} \approx -1.796.$$

Repeating the procedure to find x_2 ,

-1.796	2	0	-3	3	-4	
		-3.592	6.451	-6.197	5.742	
	2	-3.592	3.451	-3.197	1.742	= $P(x_1)$
		-3.592	12.902	-29.368		
	2	-7.184	16.353	-32.565		= $Q(x_1)$ = $P'(x_1)$.

So $P(-1.796) = 1.742$, $P'(-1.796) = -32.565$, and

$$x_2 = -1.796 - \frac{1.742}{-32.565} \approx -1.7425.$$

In a similar manner, $x_3 = -1.73897$, and an actual zero to five decimal places is -1.73896 . ■

Note that the polynomial $Q(x)$ depends on the approximation being used and changes from iterate to iterate.

Algorithm 2.7 computes $P(x_0)$ and $P'(x_0)$ using Horner's method.

ALGORITHM

2.7

Horner's

To evaluate the polynomial

$$P(x) = a_n x^n + a_{n-1} x^{n-1} + \cdots + a_1 x + a_0 = (x - x_0)Q(x) + b_0$$

and its derivative at x_0 :

INPUT degree n ; coefficients a_0, a_1, \dots, a_n ; x_0 .

OUTPUT $y = P(x_0)$; $z = P'(x_0)$.

Step 1 Set $y = a_n$; (Compute b_n for P .)
 $z = a_n$. (Compute b_{n-1} for Q .)

Step 2 For $j = n - 1, n - 2, \dots, 1$
 set $y = x_0 y + a_j$; (Compute b_j for P .)
 $z = x_0 z + y$. (Compute b_{j-1} for Q .)

Step 3 Set $y = x_0 y + a_0$. (Compute b_0 for P .)

Step 4 **OUTPUT** (y, z) ;
STOP. ■

If the N th iterate, x_N , in Newton's method is an approximate zero for P , then

$$P(x) = (x - x_N)Q(x) + b_0 = (x - x_N)Q(x) + P(x_N) \approx (x - x_N)Q(x),$$

so $x - x_N$ is an approximate factor of $P(x)$. Letting $\hat{x}_1 = x_N$ be the approximate zero of P and $Q_1(x) \equiv Q(x)$ be the approximate factor gives

$$P(x) \approx (x - \hat{x}_1)Q_1(x).$$

We can find a second approximate zero of P by applying Newton's method to $Q_1(x)$. If $P(x)$ is an n th-degree polynomial with n real zeros, this procedure applied repeatedly will eventually result in $(n - 2)$ approximate zeros of P and an approximate quadratic factor $Q_{n-2}(x)$. At this stage, $Q_{n-2}(x) = 0$ can be solved by the quadratic formula to find the last two approximate zeros of P . Although this method can be used to find all the approximate zeros, it depends on repeated use of approximations and can lead to inaccurate results.

The procedure just described is called **deflation**. The accuracy difficulty with deflation is due to the fact that, when we obtain the approximate zeros of $P(x)$, Newton's method is used on the reduced polynomial $Q_k(x)$, that is, the polynomial having the property that

$$P(x) \approx (x - \hat{x}_1)(x - \hat{x}_2) \cdots (x - \hat{x}_k)Q_k(x).$$

An approximate zero \hat{x}_{k+1} of Q_k will generally not approximate a root of $P(x) = 0$ as well as it does a root of the reduced equation $Q_k(x) = 0$, and inaccuracy increases as k increases. One way to eliminate this difficulty is to use the reduced equations to find approximations $\hat{x}_2, \hat{x}_3, \dots, \hat{x}_k$ to the zeros of P , and then improve these approximations by applying Newton's method to the original polynomial $P(x)$.

A problem with applying Newton's method to polynomials concerns the possibility of the polynomial having complex roots when all the coefficients are real numbers. If the initial approximation using Newton's method is a real number, all subsequent approximations will also be real numbers. One way to overcome this difficulty is to begin with a complex initial approximation and do all the computations using complex arithmetic. An alternative approach has its basis in the following theorem.

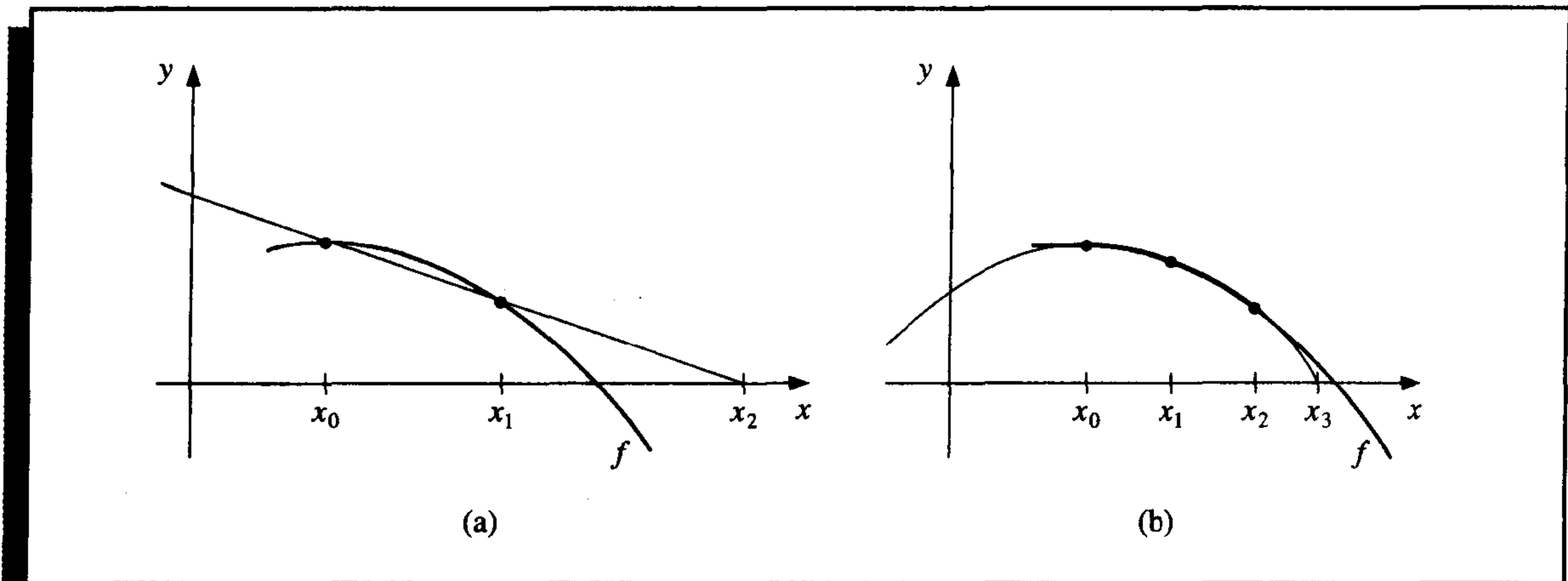
Theorem 2.19

If $z = a + bi$ is a complex zero of multiplicity m of the polynomial $P(x)$ with real coefficients, then $\bar{z} = a - bi$ is also a zero of multiplicity m of the polynomial $P(x)$, and $(x^2 - 2ax + a^2 + b^2)^m$ is a factor of $P(x)$. ■

A synthetic division involving quadratic polynomials can be devised to approximately factor the polynomial so that one term will be a quadratic polynomial whose complex roots are approximations to the roots of the original polynomial. This technique was described in some detail in our second edition [BFR]. Instead of proceeding along these lines, we will now consider a method first presented by D. E. Müller [Mu]. This technique can be used for any root-finding problem, but it is particularly useful for approximating the roots of polynomials.

Müller's method is an extension of the Secant method. The Secant method begins with two initial approximations x_0 and x_1 and determines the next approximation x_2 as the intersection of the x -axis with the line through $(x_0, f(x_0))$ and $(x_1, f(x_1))$. (See Figure 2.12(a).) Müller's method uses three initial approximations, x_0, x_1 , and x_2 , and determines the next approximation x_3 by considering the intersection of the x -axis with the parabola through $(x_0, f(x_0)), (x_1, f(x_1)),$ and $(x_2, f(x_2))$. (See Figure 2.12(b).)

Figure 2.12



The derivation of Müller's method begins by considering the quadratic polynomial

$$P(x) = a(x - x_2)^2 + b(x - x_2) + c$$

that passes through $(x_0, f(x_0))$, $(x_1, f(x_1))$, and $(x_2, f(x_2))$. The constants a , b , and c can be determined from the conditions

$$f(x_0) = a(x_0 - x_2)^2 + b(x_0 - x_2) + c, \quad (2.15)$$

$$f(x_1) = a(x_1 - x_2)^2 + b(x_1 - x_2) + c, \quad (2.16)$$

and

$$f(x_2) = a \cdot 0^2 + b \cdot 0 + c = c \quad (2.17)$$

to be

$$c = f(x_2), \quad (2.18)$$

$$b = \frac{(x_0 - x_2)^2[f(x_1) - f(x_2)] - (x_1 - x_2)^2[f(x_0) - f(x_2)]}{(x_0 - x_2)(x_1 - x_2)(x_0 - x_1)}, \quad (2.19)$$

and

$$a = \frac{(x_1 - x_2)[f(x_0) - f(x_2)] - (x_0 - x_2)[f(x_1) - f(x_2)]}{(x_0 - x_2)(x_1 - x_2)(x_0 - x_1)}.$$

To determine x_3 , a zero of P , we apply the quadratic formula to $P(x) = 0$. However, because of roundoff error problems caused by the subtraction of nearly equal numbers, we apply the formula in the manner prescribed in Example 5 of Section 1.2:

$$x_3 - x_2 = \frac{-2c}{b \pm \sqrt{b^2 - 4ac}}.$$

This formula gives two possibilities for x_3 , depending on the sign preceding the radical term. In Müller's method, the sign is chosen to agree with the sign of b . Chosen in this manner, the denominator will be the largest in magnitude and will result in x_3 being selected as the closest zero of P to x_2 . Thus,

$$x_3 = x_2 - \frac{2c}{b + \operatorname{sgn}(b)\sqrt{b^2 - 4ac}},$$

where a , b , and c are given in Eq. (2.15).

Once x_3 is determined, the procedure is reinitialized using x_1 , x_2 , and x_3 in place of x_0 , x_1 , and x_2 to determine the next approximation, x_4 . The method continues until a satisfactory conclusion is obtained. At each step, the method involves the radical $\sqrt{b^2 - 4ac}$, so the method gives approximate complex roots when $b^2 - 4ac < 0$. Algorithm 2.8 implements this procedure.

ALGORITHM

2.8

Müller's

To find a solution to $f(x) = 0$ given three approximations, x_0 , x_1 , and x_2 :

INPUT x_0, x_1, x_2 ; tolerance TOL ; maximum number of iterations N_0 .

OUTPUT approximate solution p or message of failure.

Step 1 Set $h_1 = x_1 - x_0$;

$$h_2 = x_2 - x_1;$$

$$\delta_1 = (f(x_1) - f(x_0))/h_1;$$

$$\delta_2 = (f(x_2) - f(x_1))/h_2;$$

$$d = (\delta_2 - \delta_1)/(h_2 + h_1);$$

$$i = 3.$$

Step 2 While $i \leq N_0$ do Steps 3–7.

Step 3 $b = \delta_2 + h_2d$;

$$D = (b^2 - 4f(x_2)d)^{1/2}. \quad (\text{Note: May require complex arithmetic.})$$

Step 4 If $|b - D| < |b + D|$ then set $E = b + D$

else set $E = b - D$.

Step 5 Set $h = -2f(x_2)/E$;

$$p = x_2 + h.$$

Step 6 If $|h| < TOL$ then

OUTPUT (p); (*The procedure was successful.*)

STOP.

Step 7 Set $x_0 = x_1$; (*Prepare for next iteration.*)

$$x_1 = x_2;$$

$$x_2 = p;$$

$$h_1 = x_1 - x_0;$$

$$h_2 = x_2 - x_1;$$

$$\delta_1 = (f(x_1) - f(x_0))/h_1;$$

$$\begin{aligned}\delta_2 &= (f(x_2) - f(x_1))/h_2; \\ d &= (\delta_2 - \delta_1)/(h_2 + h_1); \\ i &= i + 1.\end{aligned}$$

Step 8 OUTPUT ('Method failed after N_0 iterations, $N_0 =$ ', N_0);
(The procedure was unsuccessful.)
STOP. ■

EXAMPLE 3

Consider the polynomial $f(x) = 16x^4 - 40x^3 + 5x^2 + 20x + 6$. Using Algorithm 2.8 with $TOL = 10^{-5}$ and different values of x_0 , x_1 , and x_2 produces the results in Table 2.13.

Table 2.13**a.**

$x_0 = 0.5, \quad x_1 = -0.5, \quad x_2 = 0$		
i	x_i	$f(x_i)$
3	$-0.555556 + 0.598352i$	$-29.4007 - 3.89872i$
4	$-0.435450 + 0.102101i$	$1.33223 - 1.19309i$
5	$-0.390631 + 0.141852i$	$0.375057 - 0.670164i$
6	$-0.357699 + 0.169926i$	$-0.146746 - 0.00744629i$
7	$-0.356051 + 0.162856i$	$-0.183868 \times 10^{-2} + 0.539780 \times 10^{-3}i$
8	$-0.356062 + 0.162758i$	$0.286102 \times 10^{-5} + 0.953674 \times 10^{-6}i$

b.

$x_0 = 0.5, \quad x_1 = 1.0, \quad x_2 = 1.5$		
i	x_i	$f(x_i)$
3	1.28785	-1.37624
4	1.23746	0.126941
5	1.24160	0.219440×10^{-2}
6	1.24168	0.257492×10^{-4}
7	1.24168	0.257492×10^{-4}

c.

$x_0 = 2.5, \quad x_1 = 2.0, \quad x_2 = 2.25$		
i	x_i	$f(x_i)$
3	1.96059	-0.611255
4	1.97056	0.748825×10^{-2}
5	1.97044	-0.295639×10^{-4}
6	1.97044	-0.259639×10^{-4}

We used Maple to generate part (c) in Table 2.13. To do this, we defined $f(x)$ and the initial approximations by

```
>f:=x->16*x^4-40*x^3+5*x^2+20*x+6;
>p0:=0.5; p1:=-0.5; p2:=0.0;
```

We evaluated the polynomial at the initial values

```
>f0:=f(p0); f1:=f(p1); f2:=f(p2);
```

and computed $c = 6$, $b = 10$, $a = 9$, and $p_3 = -0.5555555558 + 0.5983516452i$ using the Müller's method formulas:

```
>c:=f2;
>b:=((p0-p2)^2*(f1-f2)-(p1-p2)^2*(f0-f2))/((p0-p2)*(p1-p2)*(p0-p1));
>a:=((p1-p2)*(f0-f2)-(p0-p2)*(f1-f2))/((p0-p2)*(p1-p2)*(p0-p1));
>p3:=p2-(2*c)/(b+(b/abs(b))*sqrt(b^2-4*a*c));
```

The value p_3 was generated using complex arithmetic, as is the calculation

```
>f3:=f(p3);
```

which gives $f_3 = -29.40070112 - 3.898724738i$.

The actual values for the roots of the equation are 1.241677, 1.970446, and $-0.356062 \pm 0.162758i$, which demonstrates the accuracy of the approximations from Müller's method. ■

Example 3 illustrates that Müller's method can approximate the roots of polynomials with a variety of starting values. In fact, Müller's method generally converges to the root of a polynomial for any initial approximation choice, although problems can be constructed for which convergence will not occur. For example, suppose that for some i we have $f(x_i) = f(x_{i+1}) = f(x_{i+2}) \neq 0$. The quadratic equation then reduces to a nonzero constant function and never intersects the x -axis. This is not usually the case, however, and general-purpose software packages using Müller's method request only one initial approximation per root and will even supply this approximation as an option.

EXERCISE SET 2.6

- Find the approximations to within 10^{-4} to all the real zeros of the following polynomials using Newton's method.
 - $f(x) = x^3 - 2x^2 - 5$
 - $f(x) = x^3 + 3x^2 - 1$
 - $f(x) = x^3 - x - 1$
 - $f(x) = x^4 + 2x^2 - x - 3$
 - $f(x) = x^3 + 4.001x^2 + 4.002x + 1.101$
 - $f(x) = x^5 - x^4 + 2x^3 - 3x^2 + x - 4$
- Find approximations to within 10^{-5} to all the zeros of each of the following polynomials by first finding the real zeros using Newton's method and then reducing to polynomials of lower degree to determine any complex zeros.

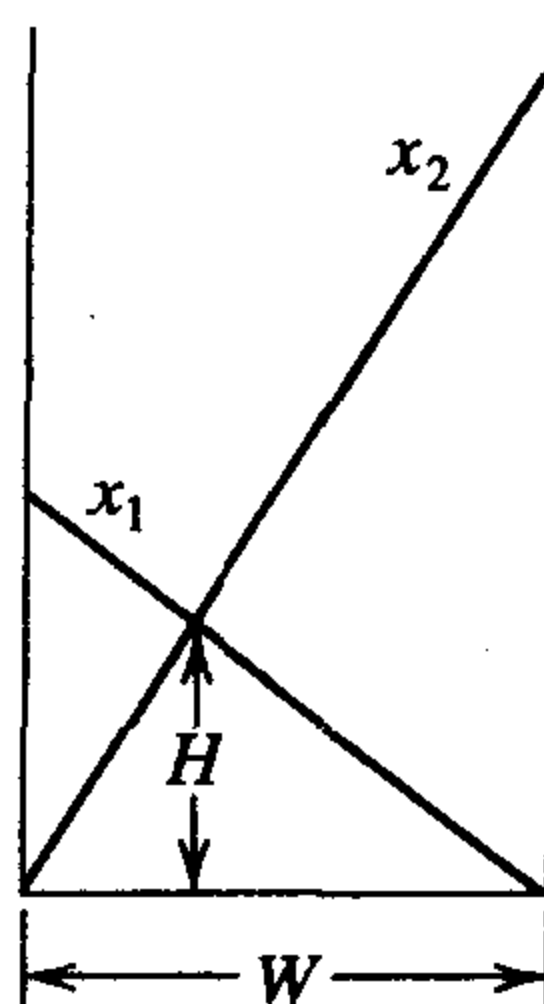
- a. $f(x) = x^4 + 5x^3 - 9x^2 - 85x - 136$
- b. $f(x) = x^4 - 2x^3 - 12x^2 + 16x - 40$
- c. $f(x) = x^4 + x^3 + 3x^2 + 2x + 2$
- d. $f(x) = x^5 + 11x^4 - 21x^3 - 10x^2 - 21x - 5$
- e. $f(x) = 16x^4 + 88x^3 + 159x^2 + 76x - 240$
- f. $f(x) = x^4 - 4x^2 - 3x + 5$
- g. $f(x) = x^4 - 2x^3 - 4x^2 + 4x + 4$
- h. $f(x) = x^3 - 7x^2 + 14x - 6$

3. Repeat Exercise 1 using Müller's method.
4. Repeat Exercise 2 using Müller's method.
5. Use Newton's method to find, within 10^{-3} , the zeros and critical points of the following functions. Use this information to sketch the graph of f .
 - a. $f(x) = x^3 - 9x^2 + 12$
 - b. $f(x) = x^4 - 2x^3 - 5x^2 + 12x - 5$
6. $f(x) = 10x^3 - 8.3x^2 + 2.295x - 0.21141 = 0$ has a root at $x = 0.29$. Use Newton's method with an initial approximation $x_0 = 0.28$ to attempt to find this root. Explain what happens.
7. Use Maple to find the exact roots of the polynomial $f(x) = x^3 + 4x - 4$.
8. Use Maple to find the exact roots of the polynomial $f(x) = x^3 - 2x - 5$.
9. Use each of the following methods to find a solution in $[0.1, 1]$ accurate to within 10^{-4} for

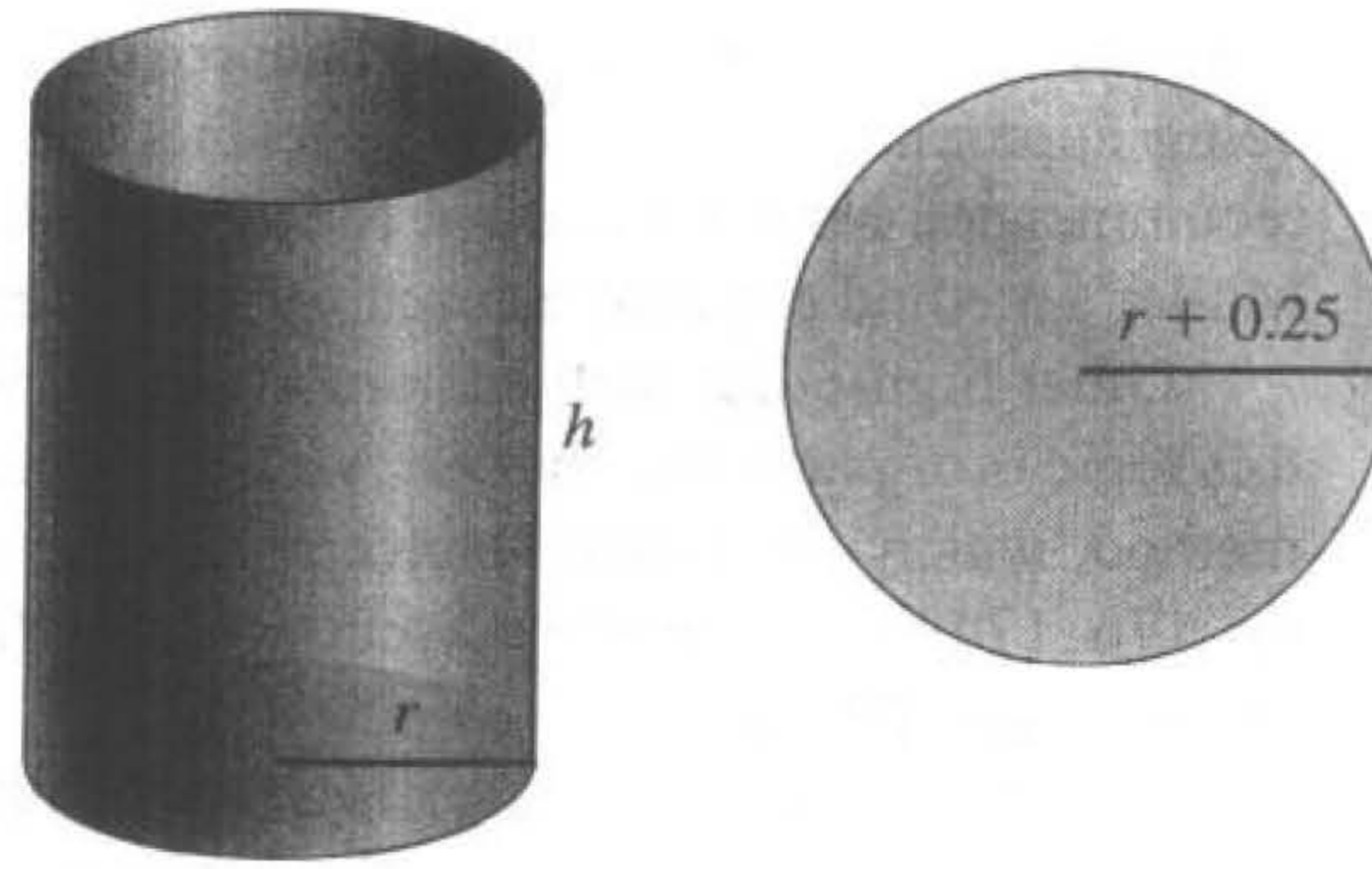
$$600x^4 - 550x^3 + 200x^2 - 20x - 1 = 0.$$

- a. Bisection method
- b. Newton's method
- c. Secant method
- d. method of False Position
- e. Müller's method

10. Two ladders crisscross an alley of width W . Each ladder reaches from the base of one wall to some point on the opposite wall. The ladders cross at a height H above the pavement. Find W given that the lengths of the ladders are $x_1 = 20$ ft and $x_2 = 30$ ft, and that $H = 8$ ft.



11. A can in the shape of a right circular cylinder is to be constructed to contain 1000 cm^3 . The circular top and bottom of the can must have a radius of 0.25 cm more than the radius of the can so that the excess can be used to form a seal with the side. The sheet of material being formed into the side of the can must also be 0.25 cm longer than the circumference of the can so that a seal can be formed. Find, to within 10^{-4} , the minimal amount of material needed to construct the can.



12. In 1224, Leonardo of Pisa, better known as Fibonacci, answered a mathematical challenge of John of Palermo in the presence of Emperor Frederick II: find a root of the equation $x^3 + 2x^2 + 10x = 20$. He first showed that the equation had no rational roots and no Euclidean irrational root—that is, no root in any of the forms $a \pm \sqrt{b}$, $\sqrt{a} \pm \sqrt{b}$, $\sqrt{a \pm \sqrt{b}}$, or $\sqrt{\sqrt{a} \pm \sqrt{b}}$, where a and b are rational numbers. He then approximated the only real root, probably using an algebraic technique of Omar Khayyam involving the intersection of a circle and a parabola. His answer was given in the base-60 number system as

$$1 + 22 \left(\frac{1}{60}\right) + 7 \left(\frac{1}{60}\right)^2 + 42 \left(\frac{1}{60}\right)^3 + 33 \left(\frac{1}{60}\right)^4 + 4 \left(\frac{1}{60}\right)^5 + 40 \left(\frac{1}{60}\right)^6.$$

How accurate was his approximation?

2.7 Survey of Methods and Software

In this chapter we have considered the problem of solving the equation $f(x) = 0$, where f is a given continuous function. All the methods begin with an initial approximation and generate a sequence that converges to a root of the equation, if the method is successful. If $[a, b]$ is an interval on which $f(a)$ and $f(b)$ are of opposite sign, then the Bisection method and the method of False Position will converge. However, the convergence of these methods may be slow. Faster convergence is generally obtained using the Secant method or Newton's method. Good initial approximations are required for these methods, two for the Secant method and one for Newton's method, so the Bisection or the False Position method can be used as starter methods for the Secant or Newton's method.

Müller's method will give rapid convergence without a particularly good initial approximation. It is not quite as efficient as Newton's method; its order of convergence near a root is approximately $\alpha = 1.84$, compared to the quadratic, $\alpha = 2$, order of Newton's method. However, it is better than the Secant method, whose order is approximately $\alpha = 1.62$, and it has the added advantage of being able to approximate complex roots.

Deflation is generally used with Müller's method once an approximate root of a polynomial has been determined. After an approximation to the root of the deflated equation has been determined, use either Müller's method or Newton's method in the original poly-

nomial with this root as the initial approximation. This procedure will ensure that the root being approximated is a solution to the true equation, not to the deflated equation. We recommend Müller's method for finding all the zeros of polynomials, real or complex. Müller's method can also be used for an arbitrary continuous function.

Other high-order methods are available for determining the roots of polynomials. If this topic is of particular interest, we recommend that consideration be given to Laguerre's method, which gives cubic convergence and also approximates complex roots (see [Ho, pp. 176–179] for a complete discussion), the Jenkins-Traub method (see [JT]), and Brent's method (see [Bre]).

Another method of interest, Cauchy's method, is similar to Müller's method but avoids the failure problem of Müller's method when $f(x_i) = f(x_{i+1}) = f(x_{i+2})$, for some i . For an interesting discussion of this method, as well as more detail on Müller's method, we recommend [YG, Sections 4.10, 4.11, and 5.4].

Given a specified function f and a tolerance, an efficient program should produce an approximation to one or more solutions of $f(x) = 0$, each having an absolute or relative error within the tolerance, and the results should be generated in a reasonable amount of time. If the program cannot accomplish this task, it should at least give meaningful explanations of why success was not obtained and an indication of how to remedy the cause of failure.

The IMSL FORTRAN subroutine ZANLY uses Müller's method with deflation to approximate a number of roots of $f(x) = 0$. The routine ZBREN, due to R. P. Brent, uses a combination of linear interpolation, an inverse quadratic interpolation similar to Müller's method, and the Bisection method. It requires specifying an interval $[a, b]$ that contains a root. The IMSL C routine `f_zeros_fcn` and FORTRAN routine ZREAL are based on a variation of Müller's method and approximate zeros of a real function f when only poor initial approximations are available. Routines for finding zeros of polynomials are the C routine `f_zeros_poly` and FORTRAN routine ZPORC, which uses the Jenkins-Traub method for finding zeros of a real polynomial; ZPLRC, which uses Laguerre's method to find zeros of a real polynomial; and the C routine `c_zeros_poly` and FORTRAN routine ZPOCC, which use the Jenkins-Traub method to find zeros of a complex polynomial.

The NAG C subroutine `c05adc` and the NAG FORTRAN subroutines C05ADF and C05AZF use a combination of the Bisection method, linear interpolation, and extrapolation to approximate a real zero of $f(x) = 0$ in the interval $[a, b]$. The subroutine C05AGF is similar to C05ADF but requires a single starting value instead of an interval and returns an interval containing a root on its own. The NAG FORTRAN subroutines C05AJF and C05AXF use a continuation method with a Secant iteration to approximate the real zero of a function. Also, NAG supplies subroutines C02AGF and C02AFF to approximate all zeros of a real polynomial or complex polynomial, respectively. Both subroutines use a modified Laguerre method to find the roots of a polynomial.

The netlib FORTRAN subroutine `fzero.f` uses a combination of the Bisection and Secant method developed by T. J. Dekker to approximate a real zero of $f(x) = 0$ in the interval $[a, b]$. It requires specifying an interval $[a, b]$ that contains a root and returns an interval with a width that is within a specified tolerance. The FORTRAN subroutine `sdzro.f` uses a combination of the bisection method, interpolation, and extrapolation to find a real zero of $f(x) = 0$ in a given interval $[a, b]$. The routines `rpzero` and `cpzero` can be used to approximate all zeros of a real polynomial or complex polynomial, respectively. Both methods use Newton's method for systems, which will be considered in Chapter 10. All

routines are given in single and double precision. These methods are available on the Internet from netlib at <http://www.netlib.org/slatec/src>.

Within MATLAB, the function `ROOTS` is used to compute all the roots, both real and complex, of a polynomial. For an arbitrary function, `FZERO` computes a root near a specified initial approximation to within a specified tolerance.

Maple has the procedure `fsolve` to find roots of equations. For example,

```
>fsolve(x^2 - x - 1, x);
```

returns the numbers $-.6180339887$ and 1.618033989 . You can also specify a particular variable and interval to search. For example,

```
>fsolve(x^2 - x - 1, x, 1..2);
```

returns only the number 1.618033989 . The command `fsolve` uses a variety of specialized techniques that depend on the particular form of the equation or system of equations.

Notice that in spite of the diversity of methods, the professionally written packages are based primarily on the methods and principles discussed in this chapter. You should be able to use these packages by reading the manuals accompanying the packages to better understand the parameters and the specifications of the results that are obtained.

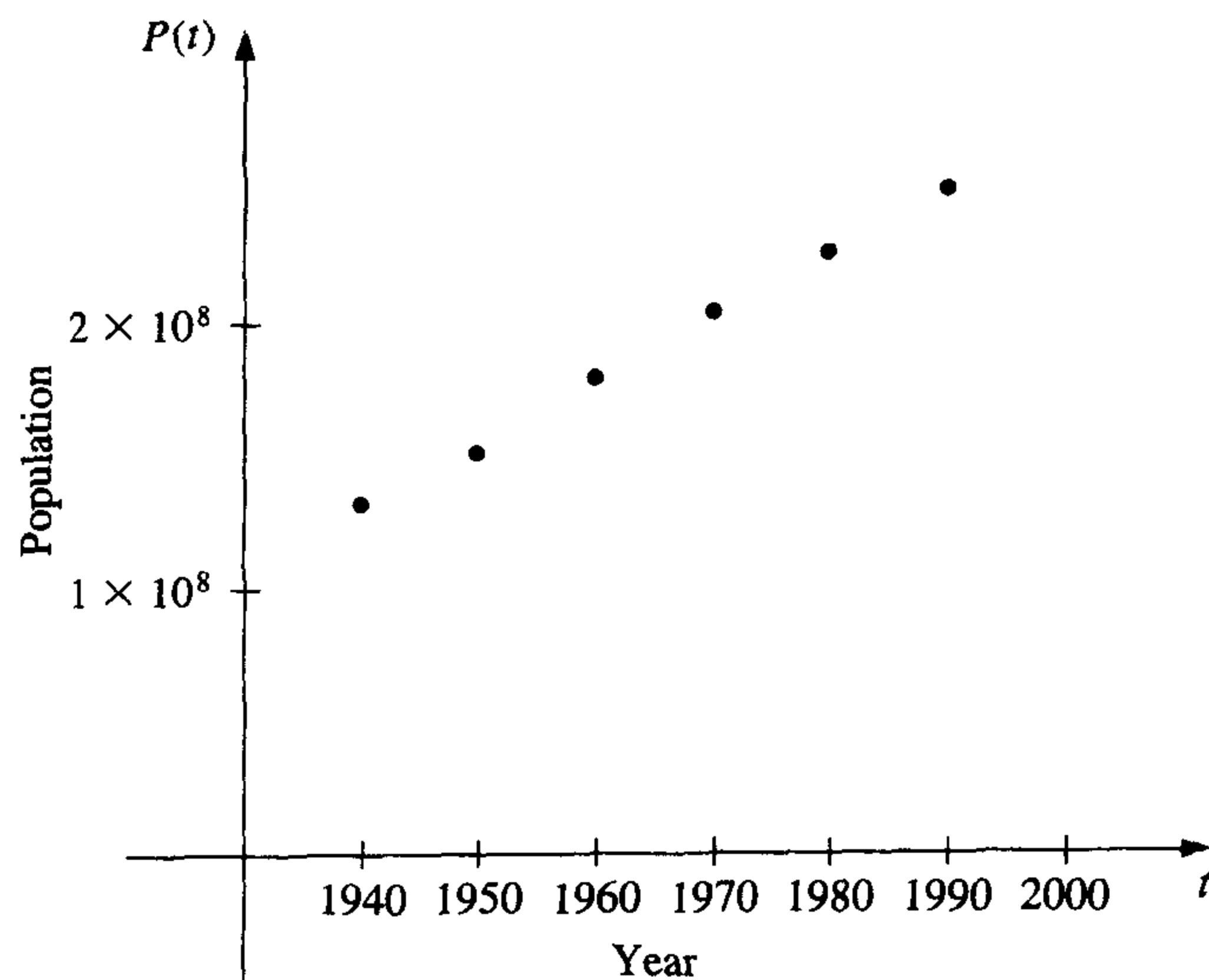
There are three books that we consider to be classics on the solution of nonlinear equations, those by Traub [Tr], by Ostrowski [Os], and by Householder [Ho]. In addition, the book by Brent [Bre] served as the basis for many of the currently used root-finding methods.


Interpolation and Polynomial Approximation

■ ■ ■

A census of the population of the United States is taken every 10 years. The following table lists the population, in thousands of people, from 1940 to 1990.

Year	1940	1950	1960	1970	1980	1990
Population (in thousands)	132,165	151,326	179,323	203,302	226,542	249,633





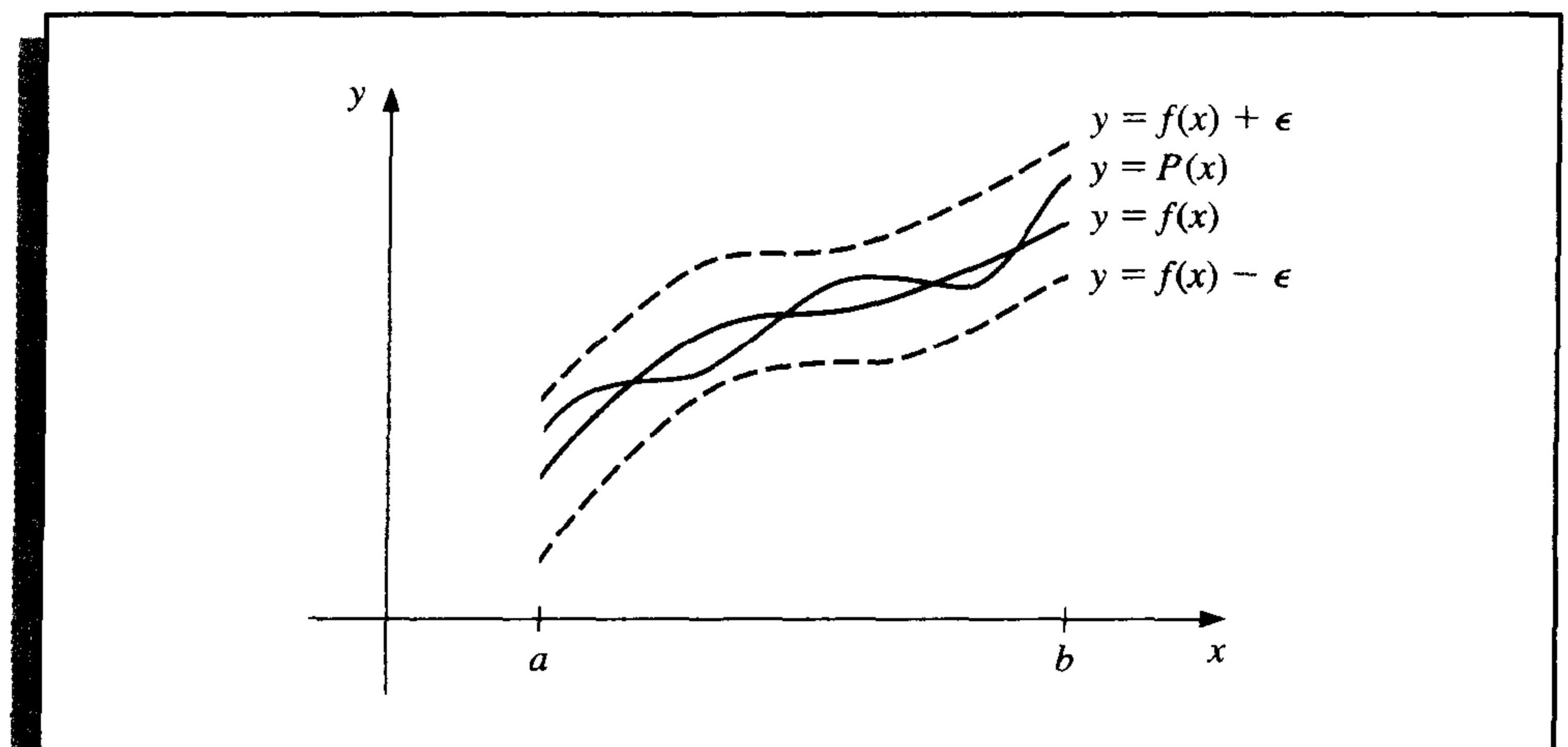
In reviewing these data, we might ask whether they could be used to provide a reasonable estimate of the population, say, in 1965 or even in the year 2010. Predictions of this type can be obtained by using a function that fits the given data. This process is called *interpolation* and is the subject of this chapter. This population problem is considered throughout the chapter and in Exercises 24 of Section 3.1, 14 of Section 3.2, and 24 of Section 3.4.

One of the most useful and well-known classes of functions mapping the set of real numbers into itself is the class of *algebraic polynomials*, the set of functions of the form

$$P_n(x) = a_n x^n + a_{n-1} x^{n-1} + \cdots + a_1 x + a_0,$$

where n is a nonnegative integer and a_0, \dots, a_n are real constants. One reason for their importance is that they uniformly approximate continuous functions. Given any function, defined and continuous on a closed and bounded interval, there exists a polynomial that is as “close” to the given function as desired. This result is expressed precisely in the following theorem. (See Figure 3.1.)

Figure 3.1



Theorem 3.1 (Weierstrass Approximation Theorem)

Suppose that f is defined and continuous on $[a, b]$. For each $\epsilon > 0$, there exists a polynomial $P(x)$, with the property that

$$|f(x) - P(x)| < \epsilon, \quad \text{for all } x \text{ in } [a, b]. \quad \blacksquare$$

The proof of this theorem can be found in most elementary texts on real analysis (see, for example, [Bart, pp. 165-172]).

Another important reason for considering the class of polynomials in the approximation of functions is that the derivative and indefinite integral of a polynomial are easy to

determine and are also polynomials. For these reasons, polynomials are often used for approximating continuous functions.

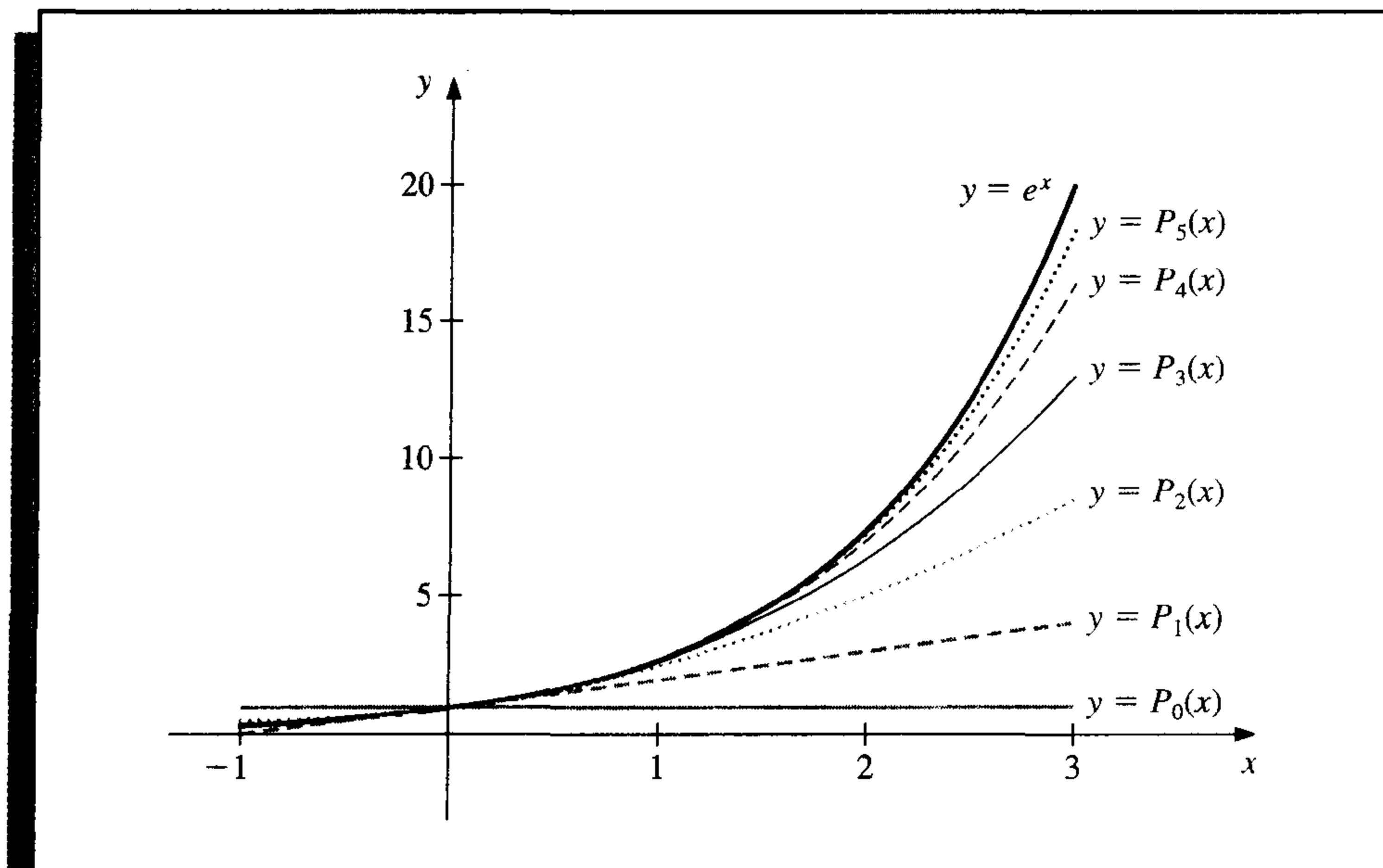
The Taylor polynomials were introduced in the first section of the book, where they were described as one of the fundamental building blocks of numerical analysis. Given this prominence, you might assume that polynomial interpolation would make heavy use of these functions. However, this is not the case. The Taylor polynomials agree as closely as possible with a given function at a specific point, but they concentrate their accuracy near that point. A good interpolation polynomial needs to provide a relatively accurate approximation over an entire interval, and Taylor polynomials do not generally do this. For example, suppose we calculate the first six Taylor polynomials about $x_0 = 0$ for $f(x) = e^x$. Since the derivatives of $f(x)$ are all e^x , which evaluated at $x_0 = 0$ gives 1, the Taylor polynomials are

$$P_0(x) = 1, \quad P_1(x) = 1 + x, \quad P_2(x) = 1 + x + \frac{x^2}{2}, \quad P_3(x) = 1 + x + \frac{x^2}{2} + \frac{x^3}{6},$$

$$P_4(x) = 1 + x + \frac{x^2}{2} + \frac{x^3}{6} + \frac{x^4}{24}, \quad \text{and} \quad P_5(x) = 1 + x + \frac{x^2}{2} + \frac{x^3}{6} + \frac{x^4}{24} + \frac{x^5}{120}.$$

The graphs of the polynomials are shown in Figure 3.2. (Notice that even for the higher-degree polynomials, the error becomes progressively worse as we move away from zero.)

Figure 3.2



Although better approximations are obtained for $f(x) = e^x$ if higher-degree Taylor polynomials are used, this is not true for all functions. Consider, as an extreme example,

using Taylor polynomials of various degrees for $f(x) = 1/x$ expanded about $x_0 = 1$ to approximate $f(3) = \frac{1}{3}$. Since

$$f(x) = x^{-1}, \quad f'(x) = -x^{-2}, \quad f''(x) = (-1)^2 2 \cdot x^{-3},$$

and, in general,

$$f^{(k)}(x) = (-1)^k k! x^{-k-1},$$

the Taylor polynomials are

$$P_n(x) = \sum_{k=0}^n \frac{f^{(k)}(1)}{k!} (x-1)^k = \sum_{k=0}^n (-1)^k (x-1)^k.$$

To approximate $f(3) = \frac{1}{3}$ by $P_n(3)$ for increasing values of n , we obtain the values in Table 3.1—rather a dramatic failure!

Table 3.1

n	0	1	2	3	4	5	6	7
$P_n(3)$	1	-1	3	-5	11	-21	43	-85

Since the Taylor polynomials have the property that all the information used in the approximation is concentrated at the single point x_0 , the type of difficulty that occurs here is quite common and limits Taylor polynomial approximation to the situation in which approximations are needed only at points close to x_0 . For ordinary computational purposes it is more efficient to use methods that include information at various points, which we consider in the remainder of this chapter. The primary use of Taylor polynomials in numerical analysis is not for approximation purposes but for the derivation of numerical techniques and error estimation.

3.1 Interpolation and the Lagrange Polynomial

Since the Taylor polynomials are not appropriate for interpolation, alternative methods are needed. In this section we find approximating polynomials that are determined simply by specifying certain points on the plane through which they must pass.

The problem of determining a polynomial of degree one that passes through the distinct points (x_0, y_0) and (x_1, y_1) is the same as approximating a function f for which $f(x_0) = y_0$ and $f(x_1) = y_1$ by means of a first-degree polynomial interpolating, or agreeing with, the values of f at the given points. We first define the functions

$$L_0(x) = \frac{x - x_1}{x_0 - x_1} \quad \text{and} \quad L_1(x) = \frac{x - x_0}{x_1 - x_0},$$

and then define

$$P(x) = L_0(x)f(x_0) + L_1(x)f(x_1).$$

Since

$$L_0(x_0) = 1, L_0(x_1) = 0, L_1(x_0) = 0, \text{ and } L_1(x_1) = 1,$$

we have

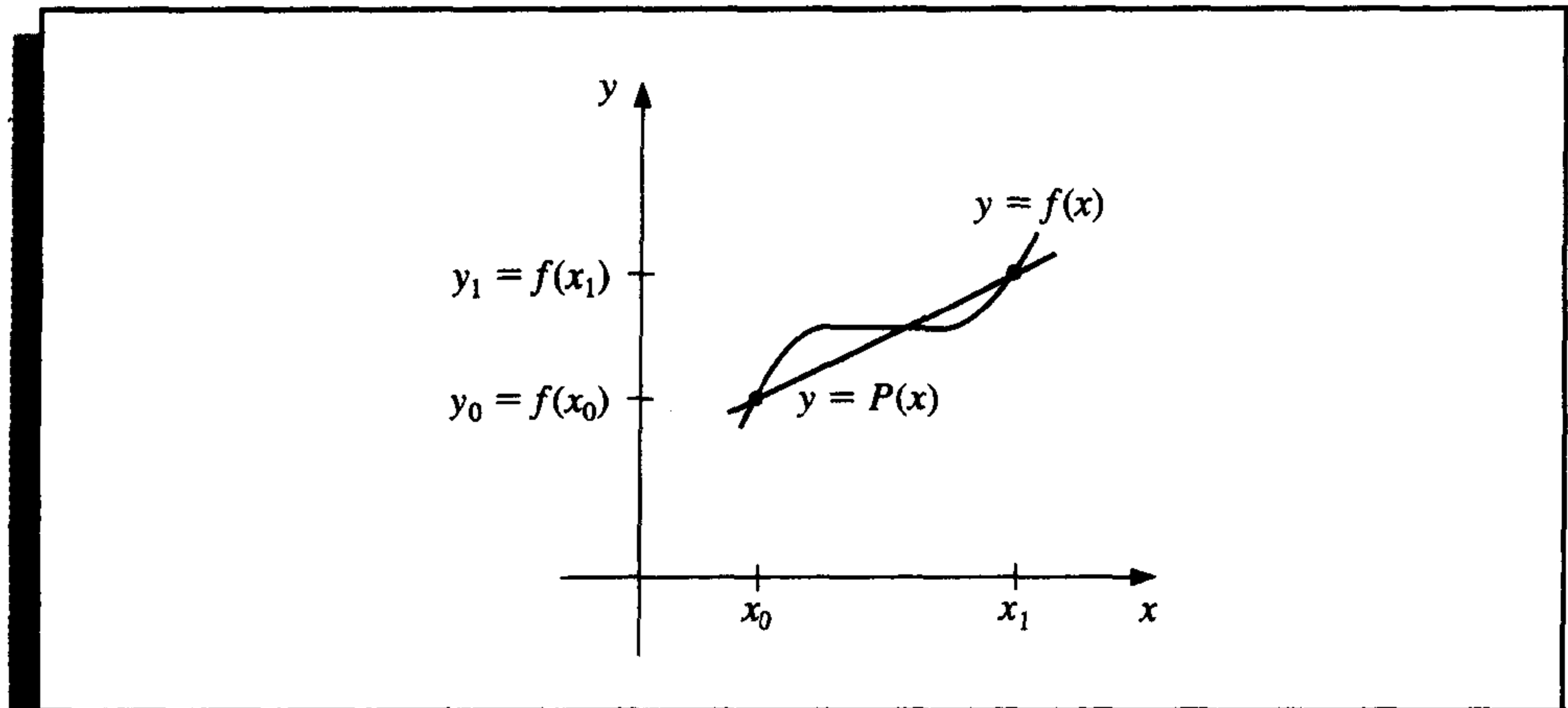
$$P(x_0) = 1 \cdot f(x_0) + 0 \cdot f(x_1) = f(x_0) = y_0$$

and

$$P(x_1) = 0 \cdot f(x_0) + 1 \cdot f(x_1) = f(x_1) = y_1.$$

So P is the unique linear function passing through (x_0, y_0) and (x_1, y_1) . (See Figure 3.3.)

Figure 3.3

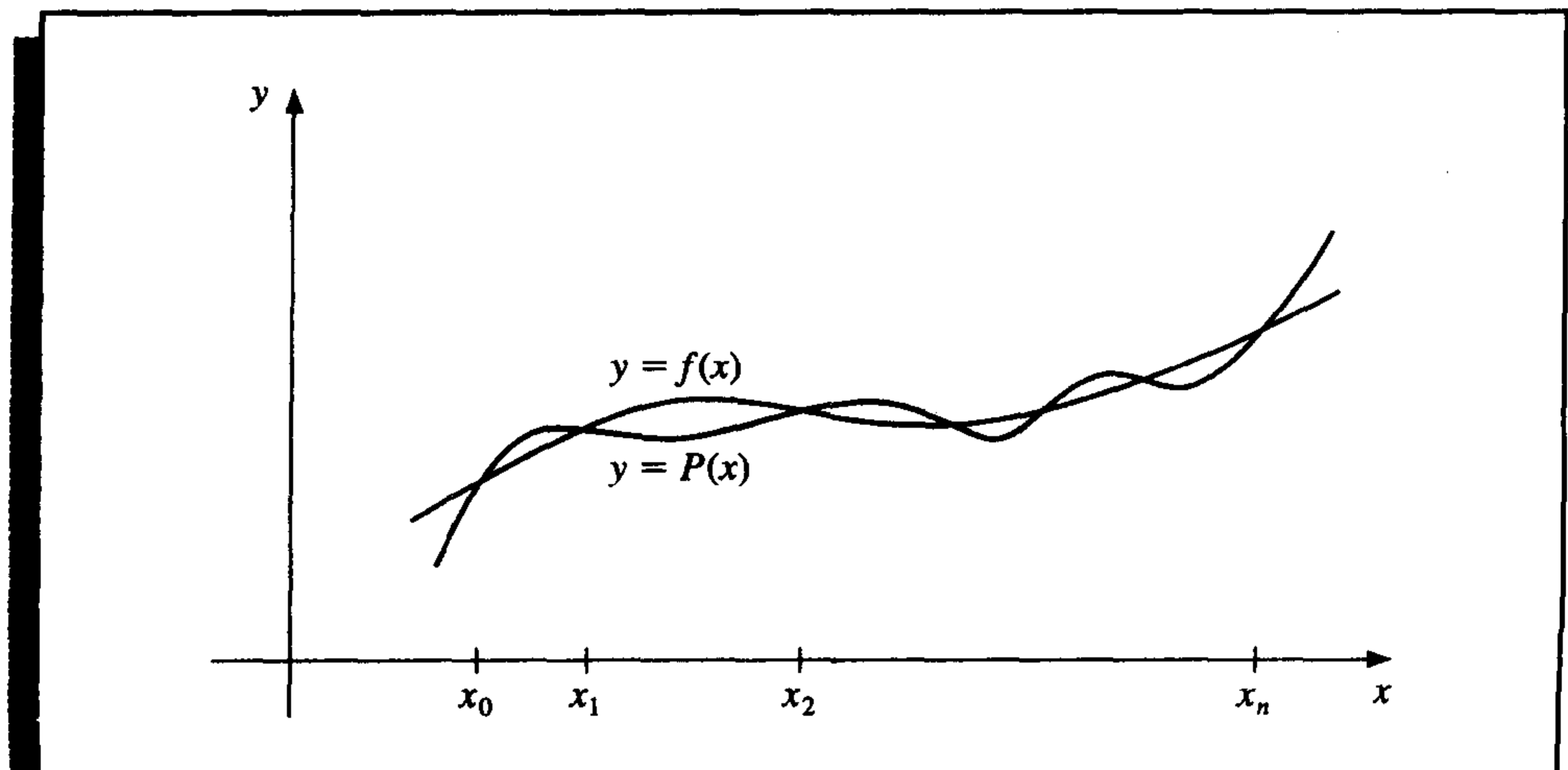


To generalize the concept of linear interpolation, consider the construction of a polynomial of degree at most n that passes through the $n + 1$ points

$$(x_0, f(x_0)), (x_1, f(x_1)), \dots, (x_n, f(x_n)).$$

(See Figure 3.4.)

Figure 3.4



In this case we need to construct, for each $k = 0, 1, \dots, n$, a function $L_{n,k}(x)$ with the property that $L_{n,k}(x_i) = 0$ when $i \neq k$ and $L_{n,k}(x_k) = 1$. To satisfy $L_{n,k}(x_i) = 0$ for each $i \neq k$ requires that the numerator of $L_{n,k}(x)$ contains the term

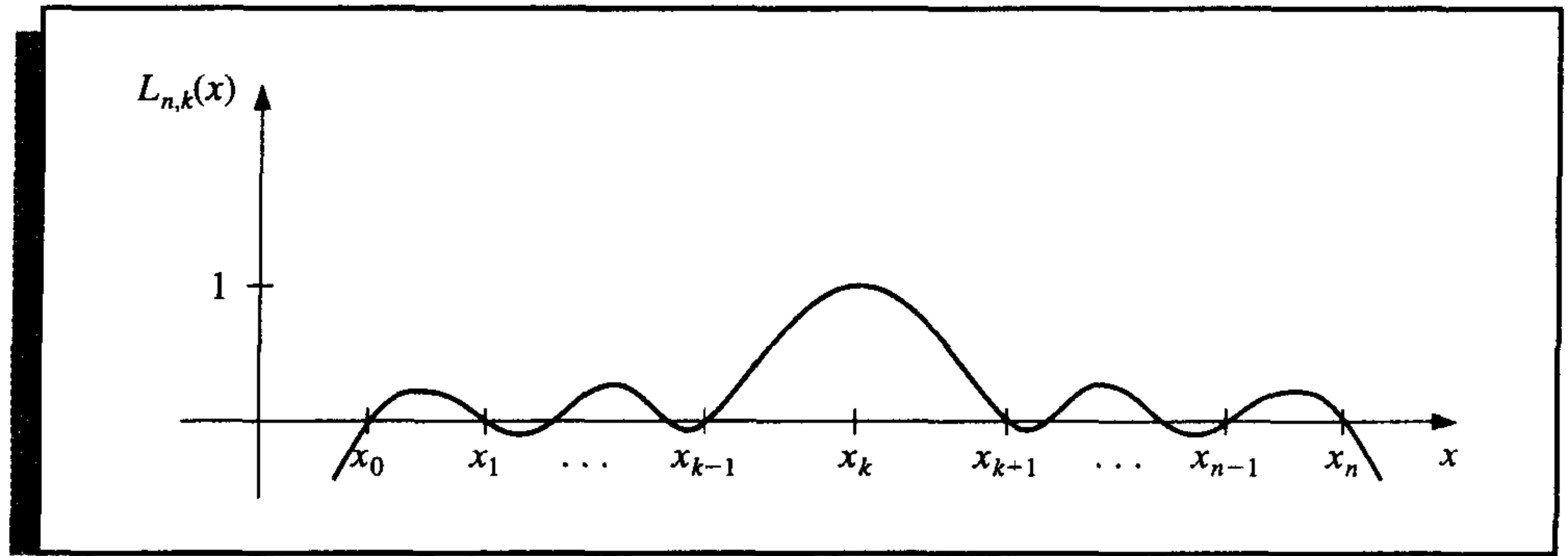
$$(x - x_0)(x - x_1) \cdots (x - x_{k-1})(x - x_{k+1}) \cdots (x - x_n).$$

To satisfy $L_{n,k}(x_k) = 1$, the denominator of $L_{n,k}(x)$ must be equal to this term evaluated at $x = x_k$. Thus,

$$L_{n,k}(x) = \frac{(x - x_0) \cdots (x - x_{k-1})(x - x_{k+1}) \cdots (x - x_n)}{(x_k - x_0) \cdots (x_k - x_{k-1})(x_k - x_{k+1}) \cdots (x_k - x_n)}.$$

A sketch of the graph of a typical $L_{n,k}$ is shown in Figure 3.5.

Figure 3.5



The interpolating polynomial is easily described once the form of $L_{n,k}$ is known. This polynomial, called the n th **Lagrange interpolating polynomial**, is defined in the following theorem.

Theorem 3.2

If x_0, x_1, \dots, x_n are $n + 1$ distinct numbers and f is a function whose values are given at these numbers, then a unique polynomial $P(x)$ of degree at most n exists with

$$f(x_k) = P(x_k), \quad \text{for each } k = 0, 1, \dots, n.$$

This polynomial is given by

$$P(x) = f(x_0)L_{n,0}(x) + \cdots + f(x_n)L_{n,n}(x) = \sum_{k=0}^n f(x_k)L_{n,k}(x), \quad (3.1)$$

where, for each $k = 0, 1, \dots, n$,

$$\begin{aligned} L_{n,k}(x) &= \frac{(x - x_0)(x - x_1) \cdots (x - x_{k-1})(x - x_{k+1}) \cdots (x - x_n)}{(x_k - x_0)(x_k - x_1) \cdots (x_k - x_{k-1})(x_k - x_{k+1}) \cdots (x_k - x_n)} \\ &= \prod_{\substack{i=0 \\ i \neq k}}^n \frac{(x - x_i)}{(x_k - x_i)}. \end{aligned} \quad (3.2)$$

We will write $L_{n,k}(x)$ simply as $L_k(x)$ when there is no confusion as to its degree. ■

EXAMPLE 1

Using the numbers (or *nodes*) $x_0 = 2$, $x_1 = 2.5$, and $x_2 = 4$ to find the second interpolating polynomial for $f(x) = 1/x$ requires that we determine the coefficient polynomials $L_0(x)$, $L_1(x)$, and $L_2(x)$. In nested form they are

$$L_0(x) = \frac{(x - 2.5)(x - 4)}{(2 - 2.5)(2 - 4)} = (x - 6.5)x + 10,$$

$$L_1(x) = \frac{(x - 2)(x - 4)}{(2.5 - 2)(2.5 - 4)} = \frac{(-4x + 24)x - 32}{3},$$

and

$$L_2(x) = \frac{(x - 2)(x - 2.5)}{(4 - 2)(4 - 2.5)} = \frac{(x - 4.5)x + 5}{3}.$$

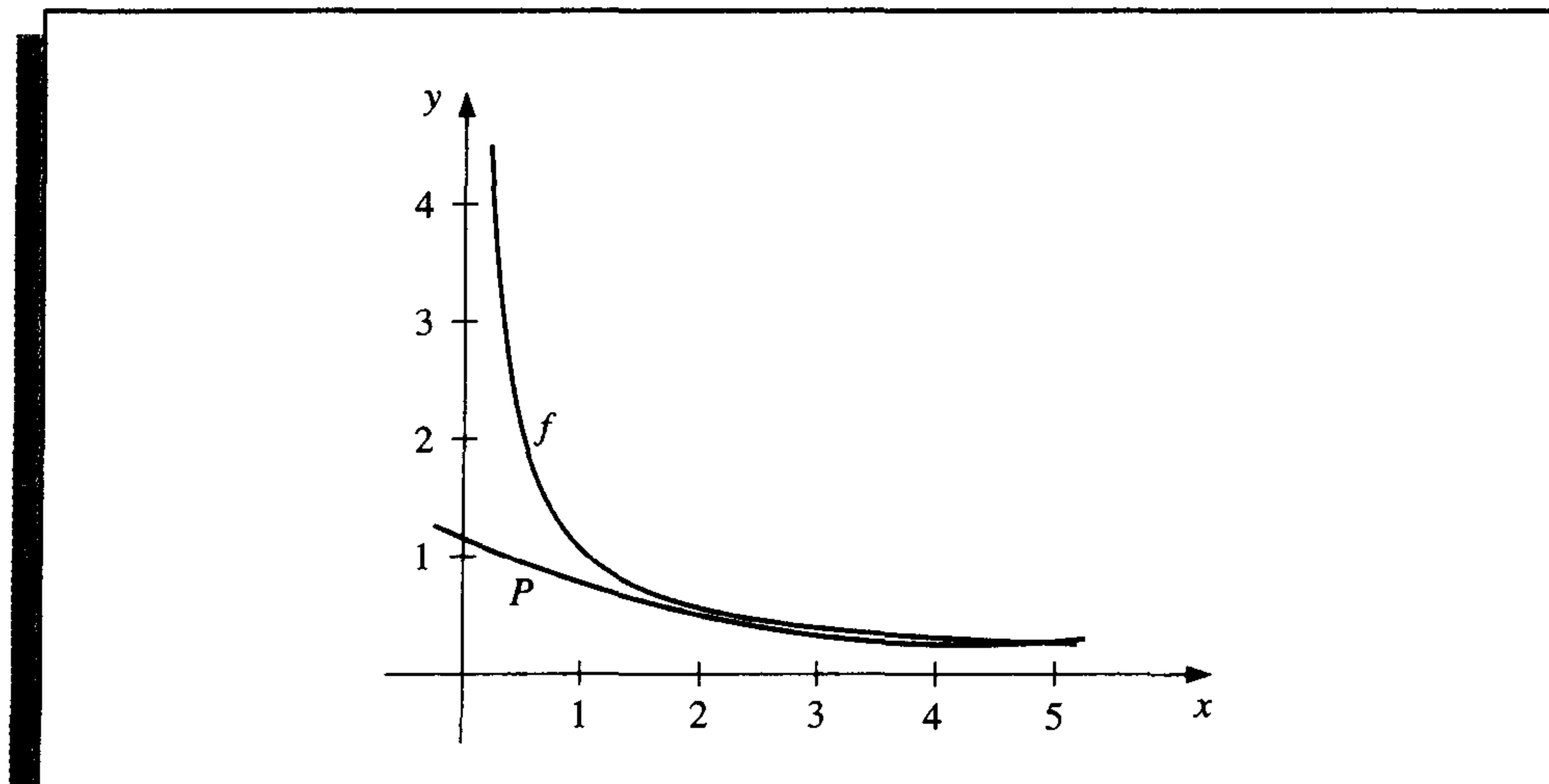
Since $f(x_0) = f(2) = 0.5$, $f(x_1) = f(2.5) = 0.4$, and $f(x_2) = f(4) = 0.25$, we have

$$\begin{aligned} P(x) &= \sum_{k=0}^2 f(x_k)L_k(x) \\ &= 0.5((x - 6.5)x + 10) + 0.4\frac{(-4x + 24)x - 32}{3} + 0.25\frac{(x - 4.5)x + 5}{3} \\ &= (0.05x - 0.425)x + 1.15. \end{aligned}$$

An approximation to $f(3) = \frac{1}{3}$ (see Figure 3.6) is

$$f(3) \approx P(3) = 0.325.$$

Figure 3.6



Compare this to Table 3.1, where no Taylor polynomial, expanded about $x_0 = 1$, could be used to reasonably approximate $f(3) = \frac{1}{3}$. ■

We can use a CAS to construct an interpolating polynomial. For example, in Maple we use

```
>interp(X,Y,x);
```

where X is the list $[x_0, \dots, x_n]$, Y is the list $[f(x_0), \dots, f(x_n)]$, and x is the variable to be used. In this example we can generate the interpolating polynomial $p = 0.05x^2 - 0.425x + 1.15$ with the command

```
>p:=interp([2,2.5,4],[0.5,0.4,0.25],x);
```

To evaluate $p(3)$ as an approximation to $f(3) = \frac{1}{3}$, enter

```
>subs(x=3,p);
```

which gives 0.325.

The next step is to calculate a remainder term or bound for the error involved in approximating a function by an interpolating polynomial. This is done in the following theorem.

Theorem 3.3

Suppose x_0, x_1, \dots, x_n are distinct numbers in the interval $[a, b]$ and $f \in C^{n+1}[a, b]$. Then, for each x in $[a, b]$, a number $\xi(x)$ in (a, b) exists with

$$f(x) = P(x) + \frac{f^{(n+1)}(\xi(x))}{(n+1)!} (x - x_0)(x - x_1) \cdots (x - x_n), \quad (3.3)$$

where $P(x)$ is the interpolating polynomial given in Eq. (3.1). ■

Proof Note first that if $x = x_k$, for any $k = 0, 1, \dots, n$, then $f(x_k) = P(x_k)$, and choosing $\xi(x_k)$ arbitrarily in (a, b) yields Eq. (3.3). If $x \neq x_k$, for all $k = 0, 1, \dots, n$, define the function g for t in $[a, b]$ by

$$\begin{aligned} g(t) &= f(t) - P(t) - [f(x) - P(x)] \frac{(t - x_0)(t - x_1) \cdots (t - x_n)}{(x - x_0)(x - x_1) \cdots (x - x_n)} \\ &= f(t) - P(t) - [f(x) - P(x)] \prod_{i=0}^n \frac{(t - x_i)}{(x - x_i)}. \end{aligned}$$

Since $f \in C^{n+1}[a, b]$, and $P \in C^\infty[a, b]$, it follows that $g \in C^{n+1}[a, b]$. For $t = x_k$, we have

$$g(x_k) = f(x_k) - P(x_k) - [f(x) - P(x)] \prod_{i=0}^n \frac{(x_k - x_i)}{(x - x_i)} = 0 - [f(x) - P(x)] \cdot 0 = 0.$$

Moreover,

$$g(x) = f(x) - P(x) - [f(x) - P(x)] \prod_{i=0}^n \frac{(x - x_i)}{(x - x_i)} = f(x) - P(x) - [f(x) - P(x)] = 0.$$

Thus, $g \in C^{n+1}[a, b]$, and g is zero at the $n + 2$ distinct numbers x, x_0, x_1, \dots, x_n . By the Generalized Rolle's Theorem, there exists a number ξ in (a, b) for which $g^{(n+1)}(\xi) = 0$.

So

$$0 = g^{(n+1)}(\xi) = f^{(n+1)}(\xi) - P^{(n+1)}(\xi) - [f(x) - P(x)] \frac{d^{n+1}}{dt^{n+1}} \left[\prod_{i=0}^n \frac{(t - x_i)}{(x - x_i)} \right]_{t=\xi} \quad (3.4)$$

Since $P(x)$ is a polynomial of degree at most n , the $(n + 1)$ st derivative, $P^{(n+1)}(x)$, is identically zero. Also, $\prod_{i=0}^n [(t - x_i)/(x - x_i)]$ is a polynomial of degree $(n + 1)$, so

$$\prod_{i=0}^n \frac{(t - x_i)}{(x - x_i)} = \left[\frac{1}{\prod_{i=0}^n (x - x_i)} \right] t^{n+1} + (\text{lower-degree terms in } t),$$

and

$$\frac{d^{n+1}}{dt^{n+1}} \prod_{i=0}^n \frac{(t - x_i)}{(x - x_i)} = \frac{(n + 1)!}{\prod_{i=0}^n (x - x_i)}.$$

Equation (3.4) now becomes

$$0 = f^{(n+1)}(\xi) - 0 - [f(x) - P(x)] \frac{(n + 1)!}{\prod_{i=0}^n (x - x_i)},$$

and, upon solving for $f(x)$, we have

$$f(x) = P(x) + \frac{f^{(n+1)}(\xi)}{(n + 1)!} \prod_{i=0}^n (x - x_i). \quad \dots$$

The error formula in Theorem 3.3 is an important theoretical result because Lagrange polynomials are used extensively for deriving numerical differentiation and integration methods. Error bounds for these techniques are obtained from the Lagrange error formula.

Note that the error form for the Lagrange polynomial is quite similar to that for the Taylor polynomial. The n th Taylor polynomial about x_0 concentrates all the known information at x_0 and has an error term of the form

$$\frac{f^{(n+1)}(\xi(x))}{(n + 1)!} (x - x_0)^{n+1}.$$

The Lagrange polynomial of degree n uses information at the distinct numbers x_0, x_1, \dots, x_n and, in place of $(x - x_0)^n$, its error formula uses a product of the $n + 1$ terms $(x - x_0), (x - x_1), \dots, (x - x_n)$:

$$\frac{f^{(n+1)}(\xi(x))}{(n + 1)!} (x - x_0)(x - x_1) \cdots (x - x_n).$$

The specific use of this error formula is restricted to those functions whose derivatives have known bounds.

EXAMPLE 2

Suppose a table is to be prepared for the function $f(x) = e^x$, for x in $[0, 1]$. Assume the number of decimal places to be given per entry is $d \geq 8$ and that the difference between adjacent x -values, the step size, is h . What should h be for linear interpolation (that is, the Lagrange polynomial of degree 1) to give an absolute error of at most 10^{-6} ?

Let x_0, x_1, \dots be the numbers at which f is evaluated, x be in $[0,1]$, and suppose j satisfies $x_j \leq x \leq x_{j+1}$. Eq. (3.3) implies that the error in linear interpolation is

$$|f(x) - P(x)| = \left| \frac{f^{(2)}(\xi)}{2!} (x - x_j)(x - x_{j+1}) \right| = \frac{|f^{(2)}(\xi)|}{2} |(x - x_j)(x - x_{j+1})|.$$

Since the step size is h , it follows that $x_j = jh$, $x_{j+1} = (j+1)h$ and

$$|f(x) - P(x)| \leq \frac{|f^{(2)}(\xi)|}{2!} |(x - jh)(x - (j+1)h)|.$$

Hence,

$$\begin{aligned} |f(x) - P(x)| &\leq \frac{1}{2} \max_{\xi \in [0,1]} e^{\xi} \max_{x_j \leq x \leq x_{j+1}} |(x - jh)(x - (j+1)h)| \\ &\leq \frac{1}{2} e \max_{x_j \leq x \leq x_{j+1}} |(x - jh)(x - (j+1)h)|. \end{aligned}$$

By considering $g(x) = (x - jh)(x - (j+1)h)$, for $jh \leq x \leq (j+1)h$, and using the Extreme Value Theorem (see Exercise 28), we find that

$$\max_{x_j \leq x \leq x_{j+1}} |(x - jh)(x - (j+1)h)| = \max_{x_j \leq x \leq x_{j+1}} |g(x)| = \left| g\left(\left(j + \frac{1}{2}\right)h\right) \right| = \frac{h^2}{4}.$$

Consequently, the error in linear interpolation is bounded by

$$|f(x) - P(x)| \leq \frac{eh^2}{8},$$

and it is sufficient for h to be chosen so that

$$\frac{eh^2}{8} \leq 10^{-6}, \quad \text{which implies that } h < 1.72 \times 10^{-3}.$$

Since $n = (1 - 0)/h$ must be an integer, one logical choice for the step size is $h = 0.001$. ■

The next example illustrates interpolation for a situation when the error portion of Eq. (3.3) cannot be used.

EXAMPLE 3 Table 3.2 lists values of a function at various points. The approximations to $f(1.5)$ obtained by various Lagrange polynomials will be compared.

Table 3.2

x	$f(x)$
1.0	0.7651977
1.3	0.6200860
1.6	0.4554022
1.9	0.2818186
2.2	0.1103623

Since 1.5 is between 1.3 and 1.6, the most appropriate linear polynomial uses $x_0 = 1.3$ and $x_1 = 1.6$. The value of the interpolating polynomial at 1.5 is

$$P_1(1.5) = \frac{(1.5 - 1.6)}{(1.3 - 1.6)}(0.6200860) + \frac{(1.5 - 1.3)}{(1.6 - 1.3)}(0.4554022) = 0.5102968.$$

Two polynomials of degree 2 can reasonably be used, one by letting $x_0 = 1.3$, $x_1 = 1.6$, and $x_2 = 1.9$, which gives

$$\begin{aligned} P_2(1.5) &= \frac{(1.5 - 1.6)(1.5 - 1.9)}{(1.3 - 1.6)(1.3 - 1.9)}(0.6200860) + \frac{(1.5 - 1.3)(1.5 - 1.9)}{(1.6 - 1.3)(1.6 - 1.9)}(0.4554022) \\ &\quad + \frac{(1.5 - 1.3)(1.5 - 1.6)}{(1.9 - 1.3)(1.9 - 1.6)}(0.2818186) \\ &= 0.5112857, \end{aligned}$$

and the other by letting $x_0 = 1.0$, $x_1 = 1.3$, and $x_2 = 1.6$, which gives

$$\hat{P}_2(1.5) = 0.5124715.$$

In the third-degree case, there are also two reasonable choices for the polynomial. One is with $x_0 = 1.3$, $x_1 = 1.6$, $x_2 = 1.9$, and $x_3 = 2.2$, which gives

$$P_3(1.5) = 0.5118302.$$

The other is obtained by letting $x_0 = 1.0$, $x_1 = 1.3$, $x_2 = 1.6$, and $x_3 = 1.9$, which gives

$$\hat{P}_3(1.5) = 0.5118127.$$

The fourth-degree Lagrange polynomial uses all the entries in the table. With $x_0 = 1.0$, $x_1 = 1.3$, $x_2 = 1.6$, $x_3 = 1.9$, and $x_4 = 2.2$, the approximation is

$$P_4(1.5) = 0.5118200.$$

Since $P_3(1.5)$, $\hat{P}_3(1.5)$, and $P_4(1.5)$ all agree to within 2×10^{-5} units, we expect this degree of accuracy for these approximations. We also expect $P_4(1.5)$ to be the most accurate approximation, since it uses more of the given data.

The function we are approximating is the Bessel function of the first kind of order zero, whose value at 1.5 is known to be 0.5118277. Therefore, the true accuracies of the approximations are as follows:

$$|P_1(1.5) - f(1.5)| \approx 1.53 \times 10^{-3},$$

$$|P_2(1.5) - f(1.5)| \approx 5.42 \times 10^{-4},$$

$$|\hat{P}_2(1.5) - f(1.5)| \approx 6.44 \times 10^{-4},$$

$$|P_3(1.5) - f(1.5)| \approx 2.5 \times 10^{-6},$$

$$|\hat{P}_3(1.5) - f(1.5)| \approx 1.50 \times 10^{-5},$$

$$|P_4(1.5) - f(1.5)| \approx 7.7 \times 10^{-6}.$$

Although $P_3(1.5)$ is the most accurate approximation, if we had no knowledge of the actual value of $f(1.5)$, we would accept $P_4(1.5)$ as the best approximation since it includes the most data about the function. The Lagrange error term derived in Theorem 3.3 cannot be applied here since no knowledge of the fourth derivative of f is available. Unfortunately, this is generally the case. ■

A practical difficulty with Lagrange interpolation is that since the error term is difficult to apply, the degree of the polynomial needed for the desired accuracy is generally not known until computations are determined. The usual practice is to compute the results given from various polynomials until appropriate agreement is obtained, as was done in the previous example. However, the work done in calculating the approximation by the second polynomial does not lessen the work needed to calculate the third approximation; nor is the fourth approximation easier to obtain once the third approximation is known, and so on. We will now derive these approximating polynomials in a manner that uses the previous calculations to greater advantage.

Definition 3.4 Let f be a function defined at $x_0, x_1, x_2, \dots, x_n$, and suppose that m_1, m_2, \dots, m_k are k distinct integers, with $0 \leq m_i \leq n$ for each i . The Lagrange polynomial that agrees with $f(x)$ at the k points $x_{m_1}, x_{m_2}, \dots, x_{m_k}$ is denoted $P_{m_1, m_2, \dots, m_k}(x)$. ■

EXAMPLE 4 If $x_0 = 1, x_1 = 2, x_2 = 3, x_3 = 4, x_4 = 6$, and $f(x) = e^x$, then $P_{1,2,4}(x)$ is the polynomial that agrees with $f(x)$ at $x_1 = 2, x_2 = 3$, and $x_4 = 6$; that is,

$$P_{1,2,4}(x) = \frac{(x-3)(x-6)}{(2-3)(2-6)}e^2 + \frac{(x-2)(x-6)}{(3-2)(3-6)}e^3 + \frac{(x-2)(x-3)}{(6-2)(6-3)}e^6. \quad \blacksquare$$

The next result describes a method for recursively generating Lagrange polynomial approximations.

Theorem 3.5 Let f be defined at x_0, x_1, \dots, x_k , and let x_j and x_i be two distinct numbers in this set. Then

$$P(x) = \frac{(x-x_j)P_{0,1,\dots,j-1,j+1,\dots,k}(x) - (x-x_i)P_{0,1,\dots,i-1,i+1,\dots,k}(x)}{(x_i-x_j)}$$

describes the k th Lagrange polynomial that interpolates f at the $k+1$ points x_0, x_1, \dots, x_k . ■

Proof For ease of notation, let $Q \equiv P_{0,1,\dots,i-1,i+1,\dots,k}$ and $\hat{Q} \equiv P_{0,1,\dots,j-1,j+1,\dots,k}$. Since $Q(x)$ and $\hat{Q}(x)$ are polynomials of degree $k-1$ or less, $P(x)$ is of degree at most k . If $0 \leq r \leq k$ and $r \neq i, j$, then $Q(x_r) = \hat{Q}(x_r) = f(x_r)$, so

$$P(x_r) = \frac{(x_r-x_j)\hat{Q}(x_r) - (x_r-x_i)Q(x_r)}{x_i-x_j} = \frac{(x_i-x_j)}{(x_i-x_j)}f(x_r) = f(x_r).$$

Moreover, since $\hat{Q}(x_i) = f(x_i)$, we have

$$P(x_i) = \frac{(x_i-x_j)\hat{Q}(x_i) - (x_i-x_i)Q(x_i)}{x_i-x_j} = \frac{(x_i-x_j)}{(x_i-x_j)}f(x_i) = f(x_i).$$

Similarly, since $Q(x_j) = f(x_j)$, we have $P(x_j) = f(x_j)$. But, by definition, $P_{0,1,\dots,k}(x)$ is the unique polynomial of degree at most k that agrees with f at x_0, x_1, \dots, x_k . Thus, $P \equiv P_{0,1,\dots,k}$. ■ ■ ■

Theorem 3.5 implies that the interpolating polynomials can be generated recursively. For example, they can be generated in the manner shown in Table 3.3, where each row is completed before the succeeding rows are begun.

Table 3.3

x_0	$P_0 = Q_{0,0}$				
x_1	$P_1 = Q_{1,0}$	$P_{0,1} = Q_{1,1}$			
x_2	$P_2 = Q_{2,0}$	$P_{1,2} = Q_{2,1}$	$P_{0,1,2} = Q_{2,2}$		
x_3	$P_3 = Q_{3,0}$	$P_{2,3} = Q_{3,1}$	$P_{1,2,3} = Q_{3,2}$	$P_{0,1,2,3} = Q_{3,3}$	
x_4	$P_4 = Q_{4,0}$	$P_{3,4} = Q_{4,1}$	$P_{2,3,4} = Q_{4,2}$	$P_{1,2,3,4} = Q_{4,3}$	$P_{0,1,2,3,4} = Q_{4,4}$

This procedure is called **Neville's method**. The P notation used in Table 3.3 is cumbersome because of the number of subscripts used to represent the entries. Note, however, that as an array is being constructed, only two subscripts are needed. Proceeding down the table corresponds to using consecutive points x_i with larger i , and proceeding to the right corresponds to increasing the degree of the interpolating polynomial. Since the points appear consecutively in each entry, we need to describe only a starting point and the number of additional points used in constructing the approximation.

To avoid the multiple subscripts, let $Q_{i,j}(x)$, for $0 \leq j \leq i$, denote the interpolating polynomial of degree j on the $(j+1)$ numbers $x_{i-j}, x_{i-j+1}, \dots, x_{i-1}, x_i$; that is,

$$Q_{i,j} = P_{i-j,i-j+1,\dots,i-1,i}.$$

Using this notation for Neville's method provides the Q notation array in Table 3.3.

EXAMPLE 5

Values of various interpolating polynomials at $x = 1.5$ were obtained in Example 3 using the data shown in the first two columns of Table 3.4. In this example, we approximate $f(1.5)$ using the result in Theorem 3.5. If $x_0 = 1.0$, $x_1 = 1.3$, $x_2 = 1.6$, $x_3 = 1.9$, and $x_4 = 2.2$, then $Q_{0,0} = f(1.0)$, $Q_{1,0} = f(1.3)$, $Q_{2,0} = f(1.6)$, $Q_{3,0} = f(1.9)$, and $Q_{4,0} = f(2.2)$. These are the five polynomials of degree zero (constants) that approximate $f(1.5)$.

Calculating the first-degree approximation $Q_{1,1}(1.5)$ gives

$$\begin{aligned} Q_{1,1}(1.5) &= \frac{(x - x_0)Q_{1,0} - (x - x_1)Q_{0,0}}{x_1 - x_0} \\ &= \frac{(1.5 - 1.0)Q_{1,0} - (1.5 - 1.3)Q_{0,0}}{1.3 - 1.0} \\ &= \frac{0.5(0.6200860) - 0.2(0.7651977)}{0.3} = 0.5233449. \end{aligned}$$

Similarly,

$$Q_{2,1}(1.5) = \frac{(1.5 - 1.3)(0.4554022) - (1.5 - 1.6)(0.600860)}{1.6 - 1.3} = 0.5102968,$$

$$Q_{3,1}(1.5) = 0.5132634, \quad \text{and} \quad Q_{4,1}(1.5) = 0.5104270.$$

The best linear approximation is expected to be $Q_{2,1}$ since 1.5 is between $x_1 = 1.3$ and $x_2 = 1.6$.

In a similar manner, approximations using higher-degree polynomials are given by

$$Q_{2,2}(1.5) = \frac{(1.5 - 1.0)(0.5102968) - (1.5 - 1.6)(0.5233449)}{1.6 - 1.0} = 0.5124715,$$

$$Q_{3,2}(1.5) = 0.5112857, \quad \text{and} \quad Q_{4,2}(1.5) = 0.5137361.$$

The higher-degree approximations are generated in a similar manner and are shown in Table 3.4. ■

Table 3.4

1.0	0.7651977				
1.3	0.6200860	0.5233449			
1.6	0.4554022	0.5102968	0.5124715		
1.9	0.2818186	0.5132634	0.5112857	0.5118127	
2.2	0.1103623	0.5104270	0.5137361	0.5118302	0.5118200

If the latest approximation, $Q_{4,4}$, is not sufficiently accurate, another node, x_5 , can be selected, and another row added to the table:

$$x_5 \quad Q_{5,0} \quad Q_{5,1} \quad Q_{5,2} \quad Q_{5,3} \quad Q_{5,4} \quad Q_{5,5}.$$

Then $Q_{4,4}$, $Q_{5,4}$, and $Q_{5,5}$ can be compared to determine further accuracy.

In our example, the function is the Bessel function of the first kind of order zero, whose value at 2.5 is -0.0483838 , and a new row of approximations to $f(1.5)$ is

$$2.5 \quad -0.0483838 \quad 0.4807699 \quad 0.5301984 \quad 0.5119070 \quad 0.5118430 \quad 0.5118277.$$

The final new entry, 0.5118277, is correct to seven decimal places.

EXAMPLE 6 Table 3.5 lists the values of $f(x) = \ln x$ accurate to the places given.

Table 3.5

i	x_i	$\ln x_i$
0	2.0	0.6931
1	2.2	0.7885
2	2.3	0.8329

We will use Neville's method to approximate $f(2.1) = \ln 2.1$. Completing the table gives the entries in Table 3.6.

Table 3.6

i	x_i	$x - x_i$	Q_{i0}	Q_{i1}	Q_{i2}
0	2.0	0.1	0.6931		
1	2.2	-0.1	0.7885	0.7410	
2	2.3	-0.2	0.8329	0.7441	0.7420

Thus, $P_2(2.1) = Q_{22} = 0.7420$. Since $f(2.1) = \ln 2.1 = 0.7419$ to four decimal places, the absolute error is

$$\begin{aligned} |f(2.1) - P_2(2.1)| &= |0.7419 - 0.7420| \\ &= 10^{-4}. \end{aligned}$$

However, $f'(x) = 1/x$, $f''(x) = -1/x^2$, and $f'''(x) = 2/x^3$, so the Lagrange error formula (3.3) gives an error bound

$$\begin{aligned} |f(2.1) - P_2(2.1)| &= \left| \frac{f'''(\xi)}{3!} (x - x_0)(x - x_1)(x - x_2) \right| \\ &= \left| \frac{1}{3\xi^3} (0.1)(-0.1)(-0.2) \right| \leq 8.\bar{3} \times 10^{-5}. \end{aligned}$$

Notice that the actual error, 10^{-4} , exceeds the error bound, $8.\bar{3} \times 10^{-5}$. This apparent contradiction is a consequence of finite-digit computations. We used four-digit approximations, and the Lagrange error formula (3.3) assumes infinite-digit arithmetic. This caused our actual errors to exceed the theoretical error estimate. ■

Algorithm 3.1 constructs the entries in Neville's method by rows.

ALGORITHM

3.1

Neville's Iterated Interpolation

To evaluate the interpolating polynomial P on the $n + 1$ distinct numbers x_0, \dots, x_n at the number x for the function f :

INPUT numbers x, x_0, x_1, \dots, x_n ; values $f(x_0), f(x_1), \dots, f(x_n)$ as the first column $Q_{0,0}, Q_{1,0}, \dots, Q_{n,0}$ of Q .

OUTPUT the table Q with $P(x) = Q_{n,n}$.

Step 1 For $i = 1, 2, \dots, n$
for $j = 1, 2, \dots, i$

$$\text{set } Q_{i,j} = \frac{(x - x_{i-j})Q_{i,j-1} - (x - x_i)Q_{i-1,j-1}}{x_i - x_{i-j}}.$$

Step 2 OUTPUT (Q);
STOP. ■

The algorithm can be modified to allow for the addition of new interpolating nodes. For example, the inequality

$$|Q_{i,i} - Q_{i-1,i-1}| < \varepsilon$$

can be used as a stopping criterion, where ε is a prescribed error tolerance. If the inequality is true, $Q_{i,i}$ is a reasonable approximation to $f(x)$. If the inequality is false, a new interpolation point, x_{i+1} , is added.

EXERCISE SET 3.1

1. For the given functions $f(x)$, let $x_0 = 0$, $x_1 = 0.6$, and $x_2 = 0.9$. Construct interpolation polynomials of degree at most one and at most two to approximate $f(0.45)$, and find the actual error.
 - a. $f(x) = \cos x$
 - b. $f(x) = \sqrt{1+x}$
 - c. $f(x) = \ln(x+1)$
 - d. $f(x) = \tan x$
2. Use Theorem 3.3 to find an error bound for the approximations in Exercise 1.
3. Use appropriate Lagrange interpolating polynomials of degrees one, two, and three to approximate each of the following:
 - a. $f(8.4)$ if $f(8.1) = 16.94410$, $f(8.3) = 17.56492$, $f(8.6) = 18.50515$, $f(8.7) = 18.82091$
 - b. $f(-\frac{1}{3})$ if $f(-0.75) = -0.07181250$, $f(-0.5) = -0.02475000$, $f(-0.25) = 0.33493750$, $f(0) = 1.10100000$
 - c. $f(0.25)$ if $f(0.1) = 0.62049958$, $f(0.2) = -0.28398668$, $f(0.3) = 0.00660095$, $f(0.4) = 0.24842440$
 - d. $f(0.9)$ if $f(0.6) = -0.17694460$, $f(0.7) = 0.01375227$, $f(0.8) = 0.22363362$, $f(1.0) = 0.65809197$
4. Use Neville's method to obtain the approximations for Exercise 3.
5. Use Neville's method to approximate $\sqrt{3}$ with the function $f(x) = 3^x$ and the values $x_0 = -2$, $x_1 = -1$, $x_2 = 0$, $x_3 = 1$, and $x_4 = 2$.
6. Use Neville's method to approximate $\sqrt{3}$ with the function $f(x) = \sqrt{x}$ and the values $x_0 = 0$, $x_1 = 1$, $x_2 = 2$, $x_3 = 4$, and $x_4 = 5$. Compare the accuracy with that of Exercise 5.
7. The data for Exercise 3 were generated using the following functions. Use the error formula to find a bound for the error, and compare the bound to the actual error for the cases $n = 1$ and $n = 2$.
 - a. $f(x) = x \ln x$
 - b. $f(x) = x^3 + 4.001x^2 + 4.002x + 1.101$
 - c. $f(x) = x \cos x - 2x^2 + 3x - 1$
 - d. $f(x) = \sin(e^x - 2)$
8. Let $f(x) = \sqrt{x-x^2}$ and $P_2(x)$ be the interpolation polynomial on $x_0 = 0$, x_1 and $x_2 = 1$. Find the largest value of x_1 in $(0, 1)$ for which $f(0.5) - P_2(0.5) = -0.25$.
9. Let $P_3(x)$ be the interpolating polynomial for the data $(0, 0)$, $(0.5, y)$, $(1, 3)$, and $(2, 2)$. Find y if the coefficient of x^3 in $P_3(x)$ is 6.
10. Use the Lagrange interpolating polynomial of degree three or less and four-digit chopping arithmetic to approximate $\cos 0.750$ using the following values. Find an error bound for the approximation.

$$\cos 0.698 = 0.7661 \quad \cos 0.733 = 0.7432 \quad \cos 0.768 = 0.7193 \quad \cos 0.803 = 0.6946$$

The actual value of $\cos 0.750$ is 0.7317 (to four decimal places). Explain the discrepancy between the actual error and the error bound.
11. Use the following values and four-digit rounding arithmetic to construct a third Lagrange polynomial approximation to $f(1.09)$. The function being approximated is $f(x) = \log_{10}(\tan x)$. Use this knowledge to find a bound for the error in the approximation.

$$f(1.00) = 0.1924 \quad f(1.05) = 0.2414 \quad f(1.10) = 0.2933 \quad f(1.15) = 0.3492$$

12. Repeat Exercise 11 using Maple and ten-digit rounding arithmetic.
 13. Neville's method is used to approximate $f(0.5)$, giving the following table.

$x_0 = 0$	$P_0 = 0$			
$x_1 = 0.4$	$P_1 = 2.8$	$P_{01} = 3.5$		
$x_2 = 0.7$	P_2	P_{12}	$P_{012} = \frac{27}{7}$	

Determine $P_2 = f(0.7)$.

14. Neville's method is used to approximate $f(0.4)$, giving the following table.

$x_0 = 0$	$P_0 = 1$				
$x_1 = 0.25$	$P_1 = 2$	$P_{01} = 2.6$			
$x_2 = 0.5$	P_2	P_{12}	P_{012}		
$x_3 = 0.75$	$P_3 = 8$	$P_{23} = 2.4$	$P_{123} = 2.96$	$P_{0123} = 3.016$	

Determine $P_2 = f(0.5)$.

15. Construct the Lagrange interpolating polynomials for the following functions, and find a bound for the absolute error on the interval $[x_0, x_n]$.
- $f(x) = e^{2x} \cos 3x$, $x_0 = 0, x_1 = 0.3, x_2 = 0.6, n = 2$
 - $f(x) = \sin(\ln x)$, $x_0 = 2.0, x_1 = 2.4, x_2 = 2.6, n = 2$
 - $f(x) = \ln x$, $x_0 = 1, x_1 = 1.1, x_2 = 1.3, x_3 = 1.4, n = 3$
 - $f(x) = \cos x + \sin x$, $x_0 = 0, x_1 = 0.25, x_2 = 0.5, x_3 = 1.0, n = 3$
16. Let $f(x) = e^x$, for $0 \leq x \leq 2$.
- Approximate $f(0.25)$ using linear interpolation with $x_0 = 0$ and $x_1 = 0.5$.
 - Approximate $f(0.75)$ using linear interpolation with $x_0 = 0.5$ and $x_1 = 1$.
 - Approximate $f(0.25)$ and $f(0.75)$ by using the second interpolating polynomial with $x_0 = 0, x_1 = 1$, and $x_2 = 2$.
 - Which approximations are better and why?
17. Suppose you need to construct eight-decimal-place tables for the common, or base-10, logarithm function from $x = 1$ to $x = 10$ in such a way that linear interpolation is accurate to within 10^{-6} . Determine a bound for the step size for this table. What choice of step size would you make to ensure that $x = 10$ is included in the table?
18. Suppose $x_j = j$, for $j = 0, 1, 2, 3$ and it is known that

$$P_{0,1}(x) = x + 1, \quad P_{1,2}(x) = 3x - 1, \quad \text{and} \quad P_{1,2,3}(1.5) = 4.$$

Find $P_{0,1,2,3}(1.5)$.

19. Suppose $x_j = j$, for $j = 0, 1, 2, 3$ and it is known that

$$P_{0,1}(x) = 2x + 1, \quad P_{0,2}(x) = x + 1, \quad \text{and} \quad P_{1,2,3}(2.5) = 3.$$

Find $P_{0,1,2,3}(2.5)$.

20. Neville's Algorithm is used to approximate $f(0)$ using $f(-2), f(-1), f(1)$, and $f(2)$. Suppose $f(-1)$ was overstated by 2 and $f(1)$ was understated by 3. Determine the error in the original calculation of the value of the interpolating polynomial to approximate $f(0)$.
21. Construct a sequence of interpolating values y_n to $f(1 + \sqrt{10})$, where $f(x) = (1 + x^2)^{-1}$ for $-5 \leq x \leq 5$, as follows: For each $n = 1, 2, \dots, 10$, let $h = 10/n$ and $y_n = P_n(1 + \sqrt{10})$, where $P_n(x)$ is the interpolating polynomial for $f(x)$ at the nodes $x_0^{(n)}, x_1^{(n)}, \dots, x_n^{(n)}$ and

$x_j^{(n)} = -5 + jh$, for each $j = 0, 1, 2, \dots, n$. Does the sequence $\{y_n\}$ appear to converge to $f(1 + \sqrt{10})$?

Inverse Interpolation Suppose $f \in C^1[a, b]$, $f'(x) \neq 0$ on $[a, b]$ and f has one zero p in $[a, b]$. Let x_0, \dots, x_n , be $n + 1$ distinct numbers in $[a, b]$ with $f(x_k) = y_k$, for each $k = 0, 1, \dots, n$. To approximate p construct the interpolating polynomial of degree n on the nodes y_0, \dots, y_n for f^{-1} . Since $y_k = f(x_k)$ and $0 = f(p)$, it follows that $f^{-1}(y_k) = x_k$ and $p = f^{-1}(0)$. Using iterated interpolation to approximate $f^{-1}(0)$ is called *iterated inverse interpolation*.

22. Use iterated inverse interpolation to find an approximation to the solution of $x - e^{-x} = 0$, using the data

x	0.3	0.4	0.5	0.6
e^{-x}	0.740818	0.670320	0.606531	0.548812

23. Construct an algorithm that can be used for inverse interpolation.
24. a. The introduction to this chapter included a table listing the population of the United States from 1940 to 1990. Use Lagrange interpolation to approximate the population in the years 1930, 1965, and 2010.
- b. The population in 1930 was approximately 123,203,000. How accurate do you think your 1965 and 2010 figures are?
25. It is suspected that the high amounts of tannin in mature oak leaves inhibit the growth of the winter moth (*Operophtera bromata* L., *Geometridae*) larvae that extensively damage these trees in certain years. The following table lists the average weight of two samples of larvae at times in the first 28 days after birth. The first sample was reared on young oak leaves, whereas the second sample was reared on mature leaves from the same tree.
- a. Use Lagrange interpolation to approximate the average weight curve for each sample.
- b. Find an approximate maximum average weight for each sample by determining the maximum of the interpolating polynomial.

Day	0	6	10	13	17	20	28
Sample 1 average weight (mg)	6.67	17.33	42.67	37.33	30.10	29.31	28.74
Sample 2 average weight (mg)	6.67	16.11	18.89	15.00	10.56	9.44	8.89

26. In Exercise 24 of Section 1.1 a Maclaurin series was integrated to approximate $\text{erf}(1)$, where $\text{erf}(x)$ is the normal distribution error function defined by

$$\text{erf}(x) = \frac{2}{\sqrt{\pi}} \int_0^x e^{-t^2} dt.$$

- a. Use the Maclaurin series to construct a table for $\text{erf}(x)$ that is accurate to within 10^{-4} for $\text{erf}(x_i)$, where $x_i = 0.2i$, for $i = 0, 1, \dots, 5$.
- b. Use both linear interpolation and quadratic interpolation to obtain an approximation to $\text{erf}(\frac{1}{3})$. Which approach seems most feasible?
27. Prove Theorem 1.14 by following the procedure in the proof of Theorem 3.3. [Hint: Let

$$g(t) = f(t) - P(t) - [f(x) - P(x)] \cdot \frac{(t - x_0)^{n+1}}{(x - x_0)^{n+1}},$$

where P is the n th Taylor polynomial, and use Theorem 1.12.]

28. Show that $\max_{x_j \leq x \leq x_{j+1}} |g(x)| = h^2/4$, where $g(x) = (x - jh)(x - (j + 1)h)$.
29. The Bernstein polynomial of degree n for $f \in C[0, 1]$ is given by

$$B_n(x) = \sum_{k=0}^n \binom{n}{k} f\left(\frac{k}{n}\right) x^k (1-x)^{n-k},$$

where $\binom{n}{k}$ denotes $n!/k!(n-k)!$. These polynomials can be used in a constructive proof of the Weierstrass Approximation Theorem 3.1 (see [Bart]) since $\lim_{n \rightarrow \infty} B_n(x) = f(x)$, for each $x \in [0, 1]$.

- a. Find $B_3(x)$ for the functions
- i. $f(x) = x$ ii. $f(x) = 1$
- b. Show that for each $k \leq n$,

$$\binom{n-1}{k-1} = \binom{k}{n} \binom{n}{k}.$$

- c. Use part (b) and the fact, from (ii) in part (a), that

$$1 = \sum_{k=0}^n \binom{n}{k} x^k (1-x)^{n-k}, \quad \text{for each } n,$$

to show that, for $f(x) = x^2$,

$$B_n(x) = \left(\frac{n-1}{n}\right) x^2 + \frac{1}{n} x.$$

- d. Use part (c) to estimate the value of n necessary for $|B_n(x) - x^2| \leq 10^{-6}$ to hold for all x in $[0, 1]$.

3.2 Divided Differences

Iterated interpolation was used in the previous section to generate successively higher-degree polynomial approximations at a specific point. Divided-difference methods introduced in this section are used to successively generate the polynomials themselves. Our treatment of divided-difference methods will be brief since the results in this section will not be used extensively in subsequent material. Most older texts on numerical analysis have extensive treatments of divided-difference methods. If a more comprehensive treatment is needed, the book by Hildebrand [Hild] is a particularly good reference.

Suppose that $P_n(x)$ is the n th Lagrange polynomial that agrees with the function f at the distinct numbers x_0, x_1, \dots, x_n . The divided differences of f with respect to x_0, x_1, \dots, x_n are used to express $P_n(x)$ in the form

$$\begin{aligned} P_n(x) = & a_0 + a_1(x - x_0) + a_2(x - x_0)(x - x_1) + \cdots \\ & + a_n(x - x_0)(x - x_1) \cdots (x - x_{n-1}), \end{aligned} \quad (3.5)$$

for appropriate constants a_0, a_1, \dots, a_n .

To determine the first of these constants, a_0 , note that if $P_n(x)$ is written in the form of Eq. (3.5), then evaluating $P_n(x)$ at x_0 leaves only the constant term a_0 ; that is,

$$a_0 = P_n(x_0) = f(x_0).$$

Similarly, when $P(x)$ is evaluated at x_1 , the only nonzero terms in the evaluation of $P_n(x_1)$ are the constant and linear terms,

$$f(x_0) + a_1(x_1 - x_0) = P_n(x_1) = f(x_1);$$

so

$$a_1 = \frac{f(x_1) - f(x_0)}{x_1 - x_0}. \quad (3.6)$$

We now introduce the divided-difference notation, which is related to Aitken's Δ^2 notation used in Section 2.5. The **zeroth divided difference** of the function f with respect to x_i , denoted $f[x_i]$, is simply the value of f at x_i :

$$f[x_i] = f(x_i). \quad (3.7)$$

The remaining divided differences are defined inductively; the **first divided difference** of f with respect to x_i and x_{i+1} is denoted $f[x_i, x_{i+1}]$ and is defined as

$$f[x_i, x_{i+1}] = \frac{f[x_{i+1}] - f[x_i]}{x_{i+1} - x_i}. \quad (3.8)$$

The **second divided difference**, $f[x_i, x_{i+1}, x_{i+2}]$, is defined as

$$f[x_i, x_{i+1}, x_{i+2}] = \frac{f[x_{i+1}, x_{i+2}] - f[x_i, x_{i+1}]}{x_{i+2} - x_i}.$$

Similarly, after the $(k-1)$ st divided differences,

$$f[x_i, x_{i+1}, x_{i+2}, \dots, x_{i+k-1}] \quad \text{and} \quad f[x_{i+1}, x_{i+2}, \dots, x_{i+k-1}, x_{i+k}],$$

have been determined, the **k th divided difference** relative to $x_i, x_{i+1}, x_{i+2}, \dots, x_{i+k}$ is given by

$$f[x_i, x_{i+1}, \dots, x_{i+k-1}, x_{i+k}] = \frac{f[x_{i+1}, x_{i+2}, \dots, x_{i+k}] - f[x_i, x_{i+1}, \dots, x_{i+k-1}]}{x_{i+k} - x_i}. \quad (3.9)$$

With this notation, Eq. (3.6) can be reexpressed as $a_1 = f[x_0, x_1]$, and the interpolating polynomial in Eq. (3.5) is

$$\begin{aligned} P_n(x) = & f[x_0] + f[x_0, x_1](x - x_0) + a_2(x - x_0)(x - x_1) \\ & + \dots + a_n(x - x_0)(x - x_1) \cdots (x - x_{n-1}). \end{aligned}$$

As might be expected from the evaluation of a_0 and a_1 , the required constants are

$$a_k = f[x_0, x_1, x_2, \dots, x_k],$$

for each $k = 0, 1, \dots, n$. So $P_n(x)$ can be rewritten as (see [Hild, pp. 43–47])

$$P_n(x) = f[x_0] + \sum_{k=1}^n f[x_0, x_1, \dots, x_k](x - x_0) \cdots (x - x_{k-1}). \quad (3.10)$$

The value of $f[x_0, x_1, \dots, x_k]$ is independent of the order of the numbers x_0, x_1, \dots, x_k , as is shown in Exercise 17. This equation is known as **Newton's interpolatory divided-difference formula**. The generation of the divided differences is outlined in Table 3.7. Two fourth and one fifth difference could also be determined from these data.

Table 3.7

x	$f(x)$	First divided differences	Second divided differences	Third divided differences
x_0	$f[x_0]$			
		$f[x_0, x_1] = \frac{f[x_1] - f[x_0]}{x_1 - x_0}$		
x_1	$f[x_1]$		$f[x_0, x_1, x_2] = \frac{f[x_1, x_2] - f[x_0, x_1]}{x_2 - x_0}$	
		$f[x_1, x_2] = \frac{f[x_2] - f[x_1]}{x_2 - x_1}$		$f[x_0, x_1, x_2, x_3] = \frac{f[x_1, x_2, x_3] - f[x_0, x_1, x_2]}{x_3 - x_0}$
x_2	$f[x_2]$		$f[x_1, x_2, x_3] = \frac{f[x_2, x_3] - f[x_1, x_2]}{x_3 - x_1}$	
		$f[x_2, x_3] = \frac{f[x_3] - f[x_2]}{x_3 - x_2}$		$f[x_1, x_2, x_3, x_4] = \frac{f[x_2, x_3, x_4] - f[x_1, x_2, x_3]}{x_4 - x_1}$
x_3	$f[x_3]$		$f[x_2, x_3, x_4] = \frac{f[x_3, x_4] - f[x_2, x_3]}{x_4 - x_2}$	
		$f[x_3, x_4] = \frac{f[x_4] - f[x_3]}{x_4 - x_3}$		$f[x_2, x_3, x_4, x_5] = \frac{f[x_3, x_4, x_5] - f[x_2, x_3, x_4]}{x_5 - x_2}$
x_4	$f[x_4]$		$f[x_3, x_4, x_5] = \frac{f[x_4, x_5] - f[x_3, x_4]}{x_5 - x_3}$	
		$f[x_4, x_5] = \frac{f[x_5] - f[x_4]}{x_5 - x_4}$		
x_5	$f[x_5]$			

Newton's interpolatory divided-difference formula can be implemented using Algorithm 3.2. The form of the output can be modified to produce all the divided differences, as done in Example 1.

ALGORITHM

3.2

Newton's Interpolatory Divided-Difference Formula

To obtain the divided-difference coefficients of the interpolatory polynomial P on the $(n + 1)$ distinct numbers x_0, x_1, \dots, x_n for the function f :

INPUT numbers x_0, x_1, \dots, x_n ; values $f(x_0), f(x_1), \dots, f(x_n)$ as $F_{0,0}, F_{1,0}, \dots, F_{n,0}$.

OUTPUT the numbers $F_{0,0}, F_{1,1}, \dots, F_{n,n}$ where

$$P(x) = \sum_{i=0}^n F_{i,i} \prod_{j=0}^{i-1} (x - x_j).$$

Step 1 For $i = 1, 2, \dots, n$
 For $j = 1, 2, \dots, i$
 set $F_{i,j} = \frac{F_{i,j-1} - F_{i-1,j-1}}{x_i - x_{i-j}}$.

Step 2 OUTPUT ($F_{0,0}, F_{1,1}, \dots, F_{n,n}$); ($F_{i,i}$ is $f[x_0, x_1, \dots, x_i]$.)
 STOP. ■

EXAMPLE 1

In Example 3 of Section 3.1, various interpolating polynomials were used to approximate $f(1.5)$, using the data in the first three columns of Table 3.8. The remaining entries of Table 3.8 contain divided differences computed using Algorithm 3.2.

The coefficients of the Newton forward divided-difference form of the interpolatory polynomial are along the diagonal in the table. The polynomial is

$$\begin{aligned} P_4(x) = & 0.7651977 - 0.4837057(x - 1.0) - 0.1087339(x - 1.0)(x - 1.3) \\ & + 0.0658784(x - 1.0)(x - 1.3)(x - 1.6) \\ & + 0.0018251(x - 1.0)(x - 1.3)(x - 1.6)(x - 1.9). \end{aligned}$$

Notice that the value $P_4(1.5) = 0.5118200$ agrees with the result in Section 3.1, Example 3, as it must because the polynomials are the same. ■

Table 3.8

i	x_i	$f[x_i]$	$f[x_{i-1}, x_i]$	$f[x_{i-2}, x_{i-1}, x_i]$	$f[x_{i-3}, \dots, x_i]$	$f[x_{i-4}, \dots, x_i]$
0	1.0	0.7651977				
1	1.3	0.6200860	-0.4837057			
2	1.6	0.4554022	-0.5489460	-0.1087339		
3	1.9	0.2818186	-0.5786120	-0.0494433	0.0658784	
4	2.2	0.1103623	-0.5715210	0.0118183	0.0680685	0.0018251

The Mean Value Theorem applied to Eq. (3.8) when $i = 0$,

$$f[x_0, x_1] = \frac{f(x_1) - f(x_0)}{x_1 - x_0},$$

implies that when f' exists, $f[x_0, x_1] = f'(\xi)$ for some number ξ between x_0 and x_1 . The following theorem generalizes this result.

Theorem 3.6

Suppose that $f \in C^n[a, b]$ and x_0, x_1, \dots, x_n are distinct numbers in $[a, b]$. Then a number ξ exists in (a, b) with

$$f[x_0, x_1, \dots, x_n] = \frac{f^{(n)}(\xi)}{n!}. \quad \blacksquare$$

Proof Let

$$g(x) = f(x) - P_n(x).$$

Since $f(x_i) = P_n(x_i)$, for each $i = 0, 1, \dots, n$, the function g has $n + 1$ distinct zeros in $[a, b]$. The Generalized Rolle's Theorem implies that a number ξ in (a, b) exists with $g^{(n)}(\xi) = 0$, so

$$0 = f^{(n)}(\xi) - P_n^{(n)}(\xi).$$

Since $P_n(x)$ is a polynomial of degree n whose leading coefficient is $f[x_0, x_1, \dots, x_n]$,

$$P_n^{(n)}(x) = n!f[x_0, x_1, \dots, x_n],$$

for all values of x . As a consequence,

$$f[x_0, x_1, \dots, x_n] = \frac{f^{(n)}(\xi)}{n!}. \quad \blacksquare \quad \blacksquare \quad \blacksquare$$

Newton's interpolatory divided-difference formula can be expressed in a simplified form when x_0, x_1, \dots, x_n are arranged consecutively with equal spacing. In this case, we introduce the notation $h = x_{i+1} - x_i$, for each $i = 0, 1, \dots, n - 1$ and let $x = x_0 + sh$. Then the difference $x - x_i$ can be written as $x - x_i = (s - i)h$. So Eq. (3.10) becomes

$$\begin{aligned} P_n(x) &= P_n(x_0 + sh) = f[x_0] + shf[x_0, x_1] + s(s-1)h^2f[x_0, x_1, x_2] \\ &\quad + \dots + s(s-1)(s-n+1)h^n f[x_0, x_1, \dots, x_n] \\ &= \sum_{k=0}^n s(s-1)\dots(s-k+1)h^k f[x_0, x_1, \dots, x_k]. \end{aligned}$$

Using binomial-coefficient notation,

$$\binom{s}{k} = \frac{s(s-1)\dots(s-k+1)}{k!},$$

we can express $P_n(x)$ compactly as

$$P_n(x) = P_n(x_0 + sh) = f[x_0] + \sum_{k=1}^n \binom{s}{k} k! h^k f[x_0, x_1, \dots, x_k]. \quad (3.11)$$

This formula is called the **Newton forward divided-difference formula**. Another form, called the **Newton forward-difference formula**, is constructed by making use of the forward difference notation Δ introduced in Aitken's Δ^2 method. With this notation,

$$\begin{aligned} f[x_0, x_1] &= \frac{f(x_1) - f(x_0)}{x_1 - x_0} = \frac{1}{h} \Delta f(x_0) \\ f[x_0, x_1, x_2] &= \frac{1}{2h} \left[\frac{\Delta f(x_1) - \Delta f(x_0)}{h} \right] = \frac{1}{2h^2} \Delta^2 f(x_0), \end{aligned}$$

and, in general,

$$f[x_0, x_1, \dots, x_k] = \frac{1}{k!h^k} \Delta^k f(x_0).$$

Then, Eq. (3.11) has the following formula.

Newton Forward-Difference Formula

$$P_n(x) = f[x_0] + \sum_{k=1}^n \binom{s}{k} \Delta^k f(x_0) \quad (3.12)$$

If the interpolating nodes are reordered as x_n, x_{n-1}, \dots, x_0 , a formula similar to Eq. (3.10) results:

$$\begin{aligned} P_n(x) = & f[x_n] + f[x_n, x_{n-1}](x - x_n) + f[x_n, x_{n-1}, x_{n-2}](x - x_n)(x - x_{n-1}) \\ & + \dots + f[x_n, \dots, x_0](x - x_n)(x - x_{n-1}) \dots (x - x_1). \end{aligned}$$

If the nodes are equally spaced with $x = x_n + sh$ and $x = x_i + (s + n - i)h$, then

$$\begin{aligned} P_n(x) = & P_n(x_n + sh) \\ = & f[x_n] + shf[x_n, x_{n-1}] + s(s+1)h^2 f[x_n, x_{n-1}, x_{n-2}] + \dots \\ & + s(s+1) \dots (s+n-1)h^n f[x_n, \dots, x_0]. \end{aligned}$$

This form is called the **Newton backward divided-difference formula**. It is used to derive a more commonly applied formula known as the **Newton backward-difference formula**. To discuss this formula, we need the following definition.

Definition 3.7 Given the sequence $\{p_n\}_{n=0}^{\infty}$, define the backward difference ∇p_n (read *nabla p_n*) by

$$\nabla p_n = p_n - p_{n-1}, \quad \text{for } n \geq 1.$$

Higher powers are defined recursively by

$$\nabla^k p_n = \nabla(\nabla^{k-1} p_n), \quad \text{for } k \geq 2. \quad \blacksquare$$

Definition 3.7 implies that

$$f[x_n, x_{n-1}] = \frac{1}{h} \nabla f(x_n), \quad f[x_n, x_{n-1}, x_{n-2}] = \frac{1}{2h^2} \nabla^2 f(x_n),$$

and, in general,

$$f[x_n, x_{n-1}, \dots, x_{n-k}] = \frac{1}{k!h^k} \nabla^k f(x_n).$$

Consequently,

$$P_n(x) = f[x_n] + s \nabla f(x_n) + \frac{s(s+1)}{2} \nabla^2 f(x_n) + \dots + \frac{s(s+1) \dots (s+n-1)}{n!} \nabla^n f(x_n).$$

If we extend the binomial coefficient notation to include all real values of s by letting

$$\binom{-s}{k} = \frac{-s(-s-1)\cdots(-s-k+1)}{k!} = (-1)^k \frac{s(s+1)\cdots(s+k-1)}{k!},$$

then

$$P_n(x) = f[x_n] + (-1)^1 \binom{-s}{1} \nabla f(x_n) + (-1)^2 \binom{-s}{2} \nabla^2 f(x_n) + \cdots + (-1)^n \binom{-s}{n} \nabla^n f(x_n),$$

which gives the following result.

Newton Backward–Difference Formula

$$P_n(x) = f[x_n] + \sum_{k=1}^n (-1)^k \binom{-s}{k} \nabla^k f(x_n) \quad (3.13)$$

EXAMPLE 2 The divided-difference Table 3.9 corresponds to the data in Example 1.

Table 3.9

		First divided differences	Second divided differences	Third divided differences	Fourth divided differences
1.0	<u>0.7651977</u>				
		<u>-0.4837057</u>			
1.3	0.6200860		<u>-0.1087339</u>		
		-0.5489460		<u>0.0658784</u>	
1.6	0.4554022		-0.0494433		<u>0.0018251</u>
		-0.5786120		<u>0.0680685</u>	
1.9	0.2818186		<u>0.0118183</u>		
		<u>-0.5715210</u>			
2.2	<u>0.1103623</u>				

Only one interpolating polynomial of degree at most 4 uses these five data points, but we will organize the data points to obtain the best interpolation approximations of degrees 1, 2, and 3. This will give us a sense of accuracy of the fourth-degree approximation for the given value of x .

If an approximation to $f(1.1)$ is required, the reasonable choice for the nodes would be $x_0 = 1.0$, $x_1 = 1.3$, $x_2 = 1.6$, $x_3 = 1.9$, and $x_4 = 2.2$ since this choice makes the earliest possible use of the data points closest to $x = 1.1$, and also makes use of the fourth divided difference. This implies that $h = 0.3$ and $s = \frac{1}{3}$, so the Newton forward divided-difference formula is used with the divided differences that have a *solid* underscore in Table 3.9:

$$\begin{aligned} P_4(1.1) &= P_4\left(1.0 + \frac{1}{3}(0.3)\right) \\ &= 0.7651997 + \frac{1}{3}(0.3)(-0.4837057) + \frac{1}{3}\left(-\frac{2}{3}\right)(0.3)^2(-0.1087339) \end{aligned}$$

$$\begin{aligned}
& + \frac{1}{3} \left(-\frac{2}{3}\right) \left(-\frac{5}{3}\right) (0.3)^3 (0.0658784) \\
& + \frac{1}{3} \left(-\frac{2}{3}\right) \left(-\frac{5}{3}\right) \left(-\frac{8}{3}\right) (0.3)^4 (0.0018251) \\
& = 0.7196480.
\end{aligned}$$

To approximate a value when x is close to the end of the tabulated values, say, $x = 2.0$, we would again like to make the earliest use of the data points closest to x . This requires using the Newton backward divided-difference formula with $s = -\frac{2}{3}$ and the divided differences in Table 3.9 that have a *dashed* underscore:

$$\begin{aligned}
P_4(2.0) &= P_4\left(2.2 - \frac{2}{3}(0.3)\right) \\
&= 0.1103623 - \frac{2}{3}(0.3)(-0.5715210) - \frac{2}{3}\left(\frac{1}{3}\right)(0.3)^2(0.0118183) \\
&\quad - \frac{2}{3}\left(\frac{1}{3}\right)\left(\frac{4}{3}\right)(0.3)^3(0.0680685) - \frac{2}{3}\left(\frac{1}{3}\right)\left(\frac{4}{3}\right)\left(\frac{7}{3}\right)(0.3)^4(0.0018251) \\
&= 0.2238754. \quad \blacksquare
\end{aligned}$$

The Newton formulas are not appropriate for approximating $f(x)$ when x lies near the center of the table since employing either the backward or forward method in such a way that the highest-order difference is involved will not allow x_0 to be close to x . A number of divided-difference formulas are available for this case, each of which has situations when it can be used to maximum advantage. These methods are known as **centered-difference formulas**. There are a number of such methods, but we will present only one, Stirling's method, and again refer the interested reader to [Hild] for a more complete presentation.

For the centered-difference formulas, we choose x_0 near the point being approximated and label the nodes directly below x_0 as x_1, x_2, \dots and those directly above as x_{-1}, x_{-2}, \dots . With this convention, **Stirling's formula** is given by

$$\begin{aligned}
P_n(x) = P_{2m+1}(x) &= f[x_0] + \frac{sh}{2}(f[x_{-1}, x_0] + f[x_0, x_1]) + s^2 h^2 f[x_{-1}, x_0, x_1] \quad (3.14) \\
&+ \frac{s(s^2 - 1)h^3}{2} f[x_{-2}, x_{-1}, x_0, x_1] + f[x_{-1}, x_0, x_1, x_2]) \\
&+ \dots + s^2(s^2 - 1)(s^2 - 4) \dots (s^2 - (m - 1)^2) h^{2m} f[x_{-m}, \dots, x_m] \\
&+ \frac{s(s^2 - 1) \dots (s^2 - m^2) h^{2m+1}}{2} (f[x_{-m-1}, \dots, x_m] + f[x_{-m}, \dots, x_{m+1}]),
\end{aligned}$$

if $n = 2m + 1$ is odd. If $n = 2m$ is even, we use the same formula but delete the last line. The entries used for this formula are underlined in Table 3.10 on page 130.

EXAMPLE 3

Consider the table of data that was given in the previous examples. To use Stirling's formula to approximate $f(1.5)$ with $x_0 = 1.6$, we use the *underlined* entries in the difference Table 3.11.

Table 3.10

x	$f(x)$	First divided differences	Second divided differences	Third divided differences	Fourth divided differences
x_{-2}	$f[x_{-2}]$				
x_{-1}	$f[x_{-1}]$	$f[x_{-2}, x_{-1}]$			
x_0	$f[x_0]$	$f[x_{-1}, x_0]$	$f[x_{-2}, x_{-1}, x_0]$	$f[x_{-2}, x_{-1}, x_0, x_1]$	
x_1	$f[x_1]$	$f[x_0, x_1]$	$f[x_{-1}, x_0, x_1]$	$f[x_{-1}, x_0, x_1, x_2]$	$f[x_{-2}, x_{-1}, x_0, x_1, x_2]$
x_2	$f[x_2]$	$f[x_1, x_2]$	$f[x_0, x_1, x_2]$		

Table 3.11

x	$f(x)$	First divided differences	Second divided differences	Third divided differences	Fourth divided differences
1.0	0.7651977				
1.3	0.6200860	-0.4837057			
1.6	0.4554022	-0.5489460	-0.1087339	0.0658784	
1.9	0.2818186	-0.5786120	-0.0494433	0.0680685	0.0018251
2.2	0.1103623	-0.5715210	0.0118183		

The formula, with $h = 0.3$, $x_0 = 1.6$, and $s = -\frac{1}{3}$, becomes

$$\begin{aligned}
 f(1.5) &\approx P_4 \left(1.6 + \left(-\frac{1}{3} \right) (0.3) \right) \\
 &= 0.4554022 + \left(-\frac{1}{3} \right) \left(\frac{0.3}{2} \right) ((-0.5489460) + (-0.5786120)) \\
 &\quad + \left(-\frac{1}{3} \right)^2 (0.3)^2 (-0.0494433) \\
 &\quad + \frac{1}{2} \left(-\frac{1}{3} \right) \left(\left(-\frac{1}{3} \right)^2 - 1 \right) (0.3)^3 (0.0658784 + 0.0680685) \\
 &\quad + \left(-\frac{1}{3} \right)^2 \left(\left(-\frac{1}{3} \right)^2 - 1 \right) (0.3)^4 (0.0018251) \\
 &= 0.5118200.
 \end{aligned}$$

EXERCISE SET 3.2

- Use Newton's interpolatory divided-difference formula or Algorithm 3.2 to construct interpolating polynomials of degree one, two, and three for the following data. Approximate the specified value using each of the polynomials.
 - $f(8.4)$ if $f(8.1) = 16.94410$, $f(8.3) = 17.56492$, $f(8.6) = 18.50515$, $f(8.7) = 18.82091$
 - $f(0.9)$ if $f(0.6) = -0.17694460$, $f(0.7) = 0.01375227$, $f(0.8) = 0.22363362$, $f(1.0) = 0.65809197$
- Use Newton's forward-difference formula to construct interpolating polynomials of degree one, two, and three for the following data. Approximate the specified value using each of the polynomials.
 - $f(-\frac{1}{3})$ if $f(-0.75) = -0.07181250$, $f(-0.5) = -0.02475000$, $f(-0.25) = 0.33493750$, $f(0) = 1.10100000$
 - $f(0.25)$ if $f(0.1) = -0.62049958$, $f(0.2) = -0.28398668$, $f(0.3) = 0.00660095$, $f(0.4) = 0.24842440$
- Use Newton's backward-difference formula to construct interpolating polynomials of degree one, two, and three for the following data. Approximate the specified value using each of the polynomials.
 - $f(-\frac{1}{3})$ if $f(-0.75) = -0.07181250$, $f(-0.5) = -0.02475000$, $f(-0.25) = 0.33493750$, $f(0) = 1.10100000$
 - $f(0.25)$ if $f(0.1) = -0.62049958$, $f(0.2) = -0.28398668$, $f(0.3) = 0.00660095$, $f(0.4) = 0.24842440$
- Use Algorithm 3.2 to construct the interpolating polynomial of degree four for the unequally spaced points given in the following table:

x	$f(x)$
0.0	-6.00000
0.1	-5.89483
0.3	-5.65014
0.6	-5.17788
1.0	-4.28172

- Add $f(1.1) = -3.99583$ to the table, and construct the interpolating polynomial of degree five.
- Approximate $f(0.05)$ using the following data and the Newton forward divided-difference formula:

x	0.0	0.2	0.4	0.6	0.8
$f(x)$	1.00000	1.22140	1.49182	1.82212	2.22554

- Use the Newton backward divided-difference formula to approximate $f(0.65)$.
 - Use Stirling's formula to approximate $f(0.43)$.
- Show that the polynomial interpolating the following data has degree 3.

x	-2	-1	0	1	2	3
$f(x)$	1	4	11	16	13	-4

7. a. Show that the Newton forward divided-difference polynomials

$$P(x) = 3 - 2(x + 1) + 0(x + 1)(x) + (x + 1)(x)(x - 1)$$

and

$$Q(x) = -1 + 4(x + 2) - 3(x + 2)(x + 1) + (x + 2)(x + 1)(x)$$

both interpolate the data

x	-2	-1	0	1	2
$f(x)$	-1	3	1	-1	3

- b. Why does part (a) not violate the uniqueness property of interpolating polynomials?
8. A fourth-degree polynomial $P(x)$ satisfies $\Delta^4 P(0) = 24$, $\Delta^3 P(0) = 6$, and $\Delta^2 P(0) = 0$, where $\Delta P(x) = P(x + 1) - P(x)$. Compute $\Delta^2 P(10)$.
9. The following data are given for a polynomial $P(x)$ of unknown degree.

x	0	1	2
$P(x)$	2	-1	4

Determine the coefficient of x^2 in $P(x)$ if all third-order forward differences are 1.

10. The following data are given for a polynomial $P(x)$ of unknown degree.

x	0	1	2	3
$P(x)$	4	9	15	18

Determine the coefficient of x^3 in $P(x)$ if all fourth-order forward differences are 1.

11. The Newton forward divided-difference formula is used to approximate $f(0.3)$ given the following data.

x	0.0	0.2	0.4	0.6
$f(x)$	15.0	21.0	30.0	51.0

Suppose it is discovered that $f(0.4)$ was understated by 10 and $f(0.6)$ was overstated by 5. By what amount should the approximation to $f(0.3)$ be changed?

12. For a function f , the Newton's interpolatory divided-difference formula gives the interpolating polynomial

$$P_3(x) = 1 + 4x + 4x(x - 0.25) + \frac{16}{3}x(x - 0.25)(x - 0.5),$$

on the nodes $x_0 = 0$, $x_1 = 0.25$, $x_2 = 0.5$ and $x_3 = 0.75$. Find $f(0.75)$.

13. For a function f , the forward divided differences are given by

$x_0 = 0.0$	$f[x_0]$		
		$f[x_0, x_1]$	
$x_1 = 0.4$	$f[x_1]$		$f[x_0, x_1, x_2] = \frac{50}{7}$
		$f[x_1, x_2] = 10$	
$x_2 = 0.7$	$f[x_2] = 6$		

Determine the missing entries in the table.

14. a. The introduction to this chapter included a table listing the population of the United States from 1940 to 1990. Use appropriate divided differences to approximate the population in the years 1930, 1965, and 2010.
- b. The population in 1930 was approximately 123,203,000. How accurate do you think your 1965 and 2010 figures are?
15. Given

$$P_n(x) = f[x_0] + f[x_0, x_1](x - x_0) + a_2(x - x_0)(x - x_1) \\ + a_3(x - x_0)(x - x_1)(x - x_2) + \cdots \\ + a_n(x - x_0)(x - x_1) \cdots (x - x_{n-1}),$$

use $P_n(x_2)$ to show that $a_2 = f[x_0, x_1, x_2]$.

16. Show that

$$f[x_0, x_1, \dots, x_n, x] = \frac{f^{(n+1)}(\xi(x))}{(n+1)!},$$

for some $\xi(x)$. [Hint: From Eq. (3.3),

$$f(x) = P_n(x) + \frac{f^{(n+1)}(\xi(x))}{(n+1)!}(x - x_0) \cdots (x - x_n).$$

Considering the interpolation polynomial of degree $n + 1$ on x_0, x_1, \dots, x_n, x , we have

$$f(x) = P_{n+1}(x) = P_n(x) + f[x_0, x_1, \dots, x_n, x](x - x_0) \cdots (x - x_n).]$$

17. Let i_0, i_1, \dots, i_n be a rearrangement of the integers $0, 1, \dots, n$. Show that $f[x_{i_0}, x_{i_1}, \dots, x_{i_n}] = f[x_0, x_1, \dots, x_n]$. [Hint: Consider the leading coefficient of the n th Lagrange polynomial on the data $\{x_0, x_1, \dots, x_n\} = \{x_{i_0}, x_{i_1}, \dots, x_{i_n}\}$.]

3.3 Hermite Interpolation

Osculating polynomials generalize both the Taylor polynomials and the Lagrange polynomials. Suppose that we are given $n + 1$ distinct numbers x_0, x_1, \dots, x_n in $[a, b]$ and nonnegative integers m_0, m_1, \dots, m_n , and $m = \max\{m_0, m_1, \dots, m_n\}$. The osculating polynomial approximating a function $f \in C^m[a, b]$ at x_i , for each $i = 0, \dots, n$, is the polynomial of least degree with the property that it agrees with the function f and all its derivatives of order less than or equal to m_i at x_i . The degree of this osculating polynomial is at most

$$M = \sum_{i=0}^n m_i + n$$

because the number of conditions to be satisfied is $\sum_{i=0}^n m_i + (n + 1)$, and a polynomial of degree M has $M + 1$ coefficients that can be used to satisfy these conditions.

Definition 3.8

Let x_0, x_1, \dots, x_n be $n+1$ distinct numbers in $[a, b]$ and m_i be a nonnegative integer associated with x_i , for $i = 0, 1, \dots, n$. Suppose that $f \in C^m[a, b]$, where $m = \max_{0 \leq i \leq n} m_i$. The **osculating polynomial** approximating f is the polynomial $P(x)$ of least degree such that

$$\frac{d^k P(x_i)}{dx^k} = \frac{d^k f(x_i)}{dx^k}, \quad \text{for each } i = 0, 1, \dots, n \quad \text{and} \quad k = 0, 1, \dots, m_i. \quad \blacksquare$$

Note that when $n = 0$, the osculating polynomial approximating f is the m_0 th Taylor polynomial for f at x_0 . When $m_i = 0$ for each i , the osculating polynomial is the n th Lagrange polynomial interpolating f on x_0, x_1, \dots, x_n .

The case when $m_i = 1$, for each $i = 0, 1, \dots, n$, gives the **Hermite polynomials**. For a given function f , these polynomials agree with f at x_0, x_1, \dots, x_n . In addition, since their first derivatives agree with those of f , they have the same “shape” as the function at $(x_i, f(x_i))$ in the sense that the *tangent lines* to the polynomial and to the function agree. We will restrict our study of osculating polynomials to this situation and consider first a theorem that describes precisely the form of the Hermite polynomials.

Theorem 3.9

If $f \in C^1[a, b]$ and $x_0, \dots, x_n \in [a, b]$ are distinct, the unique polynomial of least degree agreeing with f and f' at x_0, \dots, x_n is the Hermite polynomial of degree at most $2n+1$ given by

$$H_{2n+1}(x) = \sum_{j=0}^n f(x_j) H_{n,j}(x) + \sum_{j=0}^n f'(x_j) \hat{H}_{n,j}(x),$$

where

$$H_{n,j}(x) = [1 - 2(x - x_j)L'_{n,j}(x_j)]L_{n,j}^2(x)$$

and

$$\hat{H}_{n,j}(x) = (x - x_j)L_{n,j}^2(x).$$

In this context, $L_{n,j}(x)$ denotes the j th Lagrange coefficient polynomial of degree n defined in Eq. (3.2).

Moreover, if $f \in C^{2n+2}[a, b]$, then

$$f(x) = H_{2n+1}(x) + \frac{(x - x_0)^2 \dots (x - x_n)^2}{(2n+2)!} f^{(2n+2)}(\xi),$$

for some ξ with $a < \xi < b$. ■

Proof First recall that

$$L_{n,j}(x_i) = \begin{cases} 0, & \text{if } i \neq j, \\ 1, & \text{if } i = j. \end{cases}$$

Hence, when $i \neq j$,

$$H_{n,j}(x_i) = 0 \quad \text{and} \quad \hat{H}_{n,j}(x_i) = 0,$$

whereas

$$H_{n,i}(x_i) = [1 - 2(x_i - x_i)L'_{n,i}(x_i)] \cdot 1 = 1$$

and

$$\hat{H}_{n,i}(x_i) = (x_i - x_i) \cdot 1^2 = 0.$$

As a consequence,

$$H_{2n+1}(x_i) = \sum_{\substack{j=0 \\ j \neq i}}^n f(x_j) \cdot 0 + f(x_i) \cdot 1 + \sum_{j=0}^n f'(x_j) \cdot 0 = f(x_i),$$

so H_{2n+1} agrees with f at x_0, x_1, \dots, x_n .

To show the agreement of H'_{2n+1} with f' at the nodes, first note that $L_{n,j}(x)$ is a factor of $H'_{n,j}(x)$, so $H'_{n,j}(x_i) = 0$ when $i \neq j$. In addition, when $i = j$ and $L_{n,i}(x_i) = 1$, we have

$$\begin{aligned} H'_{n,i}(x_i) &= -2L'_{n,i}(x_i) \cdot L_{n,i}^2(x_i) + [1 - 2(x_i - x_i)L'_{n,i}(x_i)]2L_{n,i}(x_i)L'_{n,i}(x_i) \\ &= -2L'_{n,i}(x_i) + 2L'_{n,i}(x_i) = 0. \end{aligned}$$

Hence, $H'_{n,j}(x_i) = 0$ for all i and j .

Finally,

$$\begin{aligned} \hat{H}'_{n,j}(x_i) &= L_{n,j}^2(x_i) + (x_i - x_j)2L_{n,j}(x_i)L'_{n,j}(x_i) \\ &= L_{n,j}(x_i)[L_{n,j}(x_i) + 2(x_i - x_j)L'_{n,j}(x_i)], \end{aligned}$$

so $\hat{H}'_{n,j}(x_i) = 0$ if $i \neq j$ and $\hat{H}'_{n,i}(x_i) = 1$. Combining these facts, we have

$$H'_{2n+1}(x_i) = \sum_{j=0}^n f(x_j) \cdot 0 + \sum_{\substack{j=0 \\ j \neq i}}^n f'(x_j) \cdot 0 + f'(x_i) \cdot 1 = f'(x_i).$$

Therefore, H_{2n+1} agrees with f and H'_{2n+1} with f' at x_0, x_1, \dots, x_n .

The uniqueness of this polynomial and the error formula are considered in Exercise 8.

■ ■ ■

EXAMPLE 1

Use the Hermite polynomial that agrees with the data listed in Table 3.12 to find an approximation of $f(1.5)$.

Table 3.12

k	x_k	$f(x_k)$	$f'(x_k)$
0	1.3	0.6200860	-0.5220232
1	1.6	0.4554022	-0.5698959
2	1.9	0.2818186	-0.5811571

We first compute the Lagrange polynomials and their derivatives. This gives

$$L_{2,0}(x) = \frac{(x - x_1)(x - x_2)}{(x_0 - x_1)(x_0 - x_2)} = \frac{50}{9}x^2 - \frac{175}{9}x + \frac{152}{9}, \quad L'_{2,0}(x) = \frac{100}{9}x - \frac{175}{9};$$

$$L_{2,1}(x) = \frac{(x - x_0)(x - x_2)}{(x_1 - x_0)(x_1 - x_2)} = \frac{-100}{9}x^2 + \frac{320}{9}x - \frac{247}{9}, \quad L'_{2,1}(x) = \frac{-200}{9}x + \frac{320}{9};$$

and

$$L_{2,2}(x) = \frac{(x - x_0)(x - x_1)}{(x_2 - x_0)(x_2 - x_1)} = \frac{50}{9}x^2 - \frac{145}{9}x + \frac{104}{9}, \quad L'_{2,2}(x) = \frac{100}{9}x - \frac{145}{9}.$$

The polynomials $H_{2,j}(x)$ and $\hat{H}_{2,j}(x)$ are then

$$H_{2,0}(x) = [1 - 2(x - 1.3)(-5)] \left(\frac{50}{9}x^2 - \frac{175}{9}x + \frac{152}{9} \right)^2$$

$$= (10x - 12) \left(\frac{50}{9}x^2 - \frac{175}{9}x + \frac{152}{9} \right)^2,$$

$$H_{2,1}(x) = 1 \cdot \left(\frac{-100}{9}x^2 + \frac{320}{9}x - \frac{247}{9} \right)^2,$$

$$H_{2,2}(x) = 10(2 - x) \left(\frac{50}{9}x^2 - \frac{145}{9}x + \frac{104}{9} \right)^2,$$

$$\hat{H}_{2,0}(x) = (x - 1.3) \left(\frac{50}{9}x^2 - \frac{175}{9}x + \frac{152}{9} \right)^2,$$

$$\hat{H}_{2,1}(x) = (x - 1.6) \left(\frac{-100}{9}x^2 + \frac{320}{9}x - \frac{247}{9} \right)^2,$$

and

$$\hat{H}_{2,2}(x) = (x - 1.9) \left(\frac{50}{9}x^2 - \frac{145}{9}x + \frac{104}{9} \right)^2.$$

Finally,

$$H_5(x) = 0.6200860H_{2,0}(x) + 0.4554022H_{2,1}(x) + 0.2818186H_{2,2}(x)$$

$$- 0.5220232\hat{H}_{2,0}(x) - 0.5698959\hat{H}_{2,1}(x) - 0.5811571\hat{H}_{2,2}(x)$$

and

$$\begin{aligned} H_5(1.5) &= 0.6200860 \left(\frac{4}{27}\right) + 0.4554022 \left(\frac{64}{81}\right) + 0.2818186 \left(\frac{5}{81}\right) \\ &\quad - 0.5220232 \left(\frac{4}{405}\right) - 0.5698959 \left(\frac{-32}{405}\right) - 0.5811571 \left(\frac{-2}{405}\right) \\ &= 0.5118277, \end{aligned}$$

a result that is accurate to the places listed. ■

Although Theorem 3.9 provides a complete description of the Hermite polynomials, it is clear from Example 1 that the need to determine and evaluate the Lagrange polynomials and their derivatives makes the procedure tedious even for small values of n . An alternative method for generating Hermite approximations has as its basis the Newton interpolatory divided-difference formula (3.10) for the Lagrange polynomial at x_0, x_1, \dots, x_n ,

$$P_n(x) = f[x_0] + \sum_{k=1}^n f[x_0, x_1, \dots, x_k](x - x_0) \cdots (x - x_{k-1}),$$

and the connection between the n th divided difference and the n th derivative of f , as outlined in Theorem 3.6 in Section 3.2.

Suppose that the distinct numbers x_0, x_1, \dots, x_n are given together with the values of f and f' at these numbers. Define a new sequence $z_0, z_1, \dots, z_{2n+1}$ by

$$z_{2i} = z_{2i+1} = x_i, \quad \text{for each } i = 0, 1, \dots, n,$$

and construct the divided difference table in the form of Table 3.7 that uses $z_0, z_1, \dots, z_{2n+1}$.

Since $z_{2i} = z_{2i+1} = x_i$ for each i , we cannot define $f[z_{2i}, z_{2i+1}]$ by the divided difference formula. If we assume, based on Theorem 3.6, that the reasonable substitution in this situation is $f[z_{2i}, z_{2i+1}] = f'(\tilde{z}_{2i}) = f'(x_i)$, we can use the entries

$$f'(x_0), f'(x_1), \dots, f'(x_n)$$

in place of the undefined first divided differences

$$f[z_0, z_1], f[z_2, z_3], \dots, f[z_{2n}, z_{2n+1}].$$

The remaining divided differences are produced as usual, and the appropriate divided differences are employed in Newton's interpolatory divided-difference formula. Table 3.13 shows the entries that are used for the first three divided-difference columns when determining the Hermite polynomial $H_5(x)$ for x_0, x_1 , and x_2 . The remaining entries are generated in the same manner as in Table 3.7. The Hermite polynomial is given by

$$H_{2n+1}(x) = f[z_0] + \sum_{k=1}^{2n+1} f[z_0, \dots, z_k](x - z_0)(x - z_1) \cdots (x - z_{k-1}).$$

A proof of this fact can be found in [Po, p. 56].

Table 3.13

z	$f(z)$	First divided differences	Second divided differences
$z_0 = x_0$	$f[z_0] = f(x_0)$		
		$f[z_0, z_1] = f'(x_0)$	
$z_1 = x_0$	$f[z_1] = f(x_0)$		$f[z_0, z_1, z_2] = \frac{f[z_1, z_2] - f[z_0, z_1]}{z_2 - z_0}$
		$f[z_1, z_2] = \frac{f[z_2] - f[z_1]}{z_2 - z_1}$	
$z_2 = x_1$	$f[z_2] = f(x_1)$		$f[z_1, z_2, z_3] = \frac{f[z_2, z_3] - f[z_1, z_2]}{z_3 - z_1}$
		$f[z_2, z_3] = f'(x_1)$	
$z_3 = x_1$	$f[z_3] = f(x_1)$		$f[z_2, z_3, z_4] = \frac{f[z_3, z_4] - f[z_2, z_3]}{z_4 - z_2}$
		$f[z_3, z_4] = \frac{f[z_4] - f[z_3]}{z_4 - z_3}$	
$z_4 = x_2$	$f[z_4] = f(x_2)$		$f[z_3, z_4, z_5] = \frac{f[z_4, z_5] - f[z_3, z_4]}{z_5 - z_3}$
		$f[z_4, z_5] = f'(x_2)$	
$z_5 = x_2$	$f[z_5] = f(x_2)$		

EXAMPLE 2

The entries in Table 3.14 use the data given in Example 1. The underlined entries are the given data; the remainder are generated by the standard divided-difference formula (3.9):

$$\begin{aligned}
 H_5(1.5) &= 0.6200860 + (1.5 - 1.3)(-0.5220232) + (1.5 - 1.3)^2(-0.0897427) \\
 &\quad + (1.5 - 1.3)^2(1.5 - 1.6)(0.0663657) + (1.5 - 1.3)^2(1.5 - 1.6)^2(0.0026663) \\
 &\quad + (1.5 - 1.3)^2(1.5 - 1.6)^2(1.5 - 1.9)(-0.0027738) \\
 &= 0.5118277. \quad \blacksquare
 \end{aligned}$$

Table 3.14

<u>1.3</u>	<u>0.6200860</u>				
		<u>-0.5220232</u>			
<u>1.3</u>	<u>0.6200860</u>		-0.0897427		
		-0.5489460		0.0663657	
<u>1.6</u>	<u>0.4554022</u>		-0.0698330		0.0026663
		<u>-0.5698959</u>		0.0679655	-0.0027738
<u>1.6</u>	<u>0.4554022</u>		-0.0290537		0.0010020
		-0.5786120		0.0685667	
<u>1.9</u>	<u>0.2818186</u>		-0.0084837		
		<u>-0.5811571</u>			
<u>1.9</u>	<u>0.2818186</u>				

The technique used in Algorithm 3.3 can be extended for use in determining other osculating polynomials. A concise discussion of the procedures can be found in [Po, pp. 53–57].

ALGORITHM

3.3

Hermite Interpolation

To obtain the coefficients of the Hermite interpolating polynomial $H(x)$ on the $(n + 1)$ distinct numbers x_0, \dots, x_n for the function f :

INPUT numbers x_0, x_1, \dots, x_n ; values $f(x_0), \dots, f(x_n)$ and $f'(x_0), \dots, f'(x_n)$.

OUTPUT the numbers $Q_{0,0}, Q_{1,1}, \dots, Q_{2n+1,2n+1}$ where

$$H(x) = Q_{0,0} + Q_{1,1}(x - x_0) + Q_{2,2}(x - x_0)^2 + Q_{3,3}(x - x_0)^2(x - x_1) \\ + Q_{4,4}(x - x_0)^2(x - x_1)^2 + \dots \\ + Q_{2n+1,2n+1}(x - x_0)^2(x - x_1)^2 \dots (x - x_{n-1})^2(x - x_n).$$

Step 1 For $i = 0, 1, \dots, n$ do Steps 2 and 3.

Step 2 Set $z_{2i} = x_i$;
 $z_{2i+1} = x_i$;
 $Q_{2i,0} = f(x_i)$;
 $Q_{2i+1,0} = f(x_i)$;
 $Q_{2i+1,1} = f'(x_i)$.

Step 3 If $i \neq 0$ then set

$$Q_{2i,1} = \frac{Q_{2i,0} - Q_{2i-1,0}}{z_{2i} - z_{2i-1}}.$$

Step 4 For $i = 2, 3, \dots, 2n + 1$

$$\text{for } j = 2, 3, \dots, i \text{ set } Q_{i,j} = \frac{Q_{i,j-1} - Q_{i-1,j-1}}{z_i - z_{i-j}}.$$

Step 5 **OUTPUT** ($Q_{0,0}, Q_{1,1}, \dots, Q_{2n+1,2n+1}$);
STOP

EXERCISE SET 3.3

1. Use Theorem 3.9 or Algorithm 3.3 to construct an approximating polynomial for the following data.

a.	x	$f(x)$	$f'(x)$
	8.3	17.56492	3.116256
	8.6	18.50515	3.151762

b.	x	$f(x)$	$f'(x)$
	0.8	0.22363362	2.1691753
	1.0	0.65809197	2.0466965

c.	x	$f(x)$	$f'(x)$
	-0.5	-0.0247500	0.7510000
	-0.25	0.3349375	2.1890000
	0	1.1010000	4.0020000

d.	x	$f(x)$	$f'(x)$
	0.1	-0.62049958	3.58502082
	0.2	-0.28398668	3.14033271
	0.3	0.00660095	2.66668043
	0.4	0.24842440	2.16529366

2. The data in Exercise 1 were generated using the following functions. Use the polynomials constructed in Exercise 1 for the given value of x to approximate $f(x)$, and calculate the actual error.

- a. $f(x) = x \ln x$; approximate $f(8.4)$.
 - b. $f(x) = \sin(e^x - 2)$; approximate $f(0.9)$.
 - c. $f(x) = x^3 + 4.001x^2 + 4.002x + 1.101$; approximate $f(-\frac{1}{3})$.
 - d. $f(x) = x \cos x - 2x^2 + 3x - 1$; approximate $f(0.25)$.
3. a. Use the following values and five-digit rounding arithmetic to construct the Hermite interpolating polynomial to approximate $\sin 0.34$.

x	$\sin x$	$D_x \sin x = \cos x$
0.30	0.29552	0.95534
0.32	0.31457	0.94924
0.35	0.34290	0.93937

- b. Determine an error bound for the approximation in part (a), and compare it to the actual error.
 - c. Add $\sin 0.33 = 0.32404$ and $\cos 0.33 = 0.94604$ to the data, and redo the calculations.
4. Let $f(x) = 3xe^x - e^{2x}$.
- a. Approximate $f(1.03)$ by the Hermite interpolating polynomial of degree at most three using $x_0 = 1$ and $x_1 = 1.05$. Compare the actual error to the error bound.
 - b. Repeat (a) with the Hermite interpolating polynomial of degree at most five, using $x_0 = 1$, $x_1 = 1.05$, and $x_2 = 1.07$.
5. Use the error formula and Maple to find a bound for the errors in the approximations of $f(x)$ in parts (a) and (c) of Exercise 2.
6. The following table lists data for the function described by $f(x) = e^{0.1x^2}$. Approximate $f(1.25)$ by using $H_5(1.25)$ and $H_3(1.25)$, where H_5 uses the nodes $x_0 = 1$, $x_1 = 2$, and $x_2 = 3$; and H_3 uses the nodes $\bar{x}_0 = 1$ and $\bar{x}_1 = 1.5$. Find error bounds for these approximations.

x	$f(x) = e^{0.1x^2}$	$f'(x) = 0.2xe^{0.1x^2}$
$x_0 = \bar{x}_0 = 1$	1.105170918	0.2210341836
$\bar{x}_1 = 1.5$	1.252322716	0.3756968148
$x_1 = 2$	1.491824698	0.5967298792
$x_2 = 3$	2.459603111	1.475761867

7. A car traveling along a straight road is clocked at a number of points. The data from the observations are given in the following table, where the time is in seconds, the distance is in feet, and the speed is in feet per second.

Time	0	3	5	8	13
Distance	0	225	383	623	993
Speed	75	77	80	74	72

- a. Use a Hermite polynomial to predict the position of the car and its speed when $t = 10$ s.
 - b. Use the derivative of the Hermite polynomial to determine whether the car ever exceeds a 55 mi/h speed limit on the road. If so, what is the first time the car exceeds this speed?
 - c. What is the predicted maximum speed for the car?
8. a. Show that $H_{2n+1}(x)$ is the unique polynomial of least degree agreeing with f and f' at x_0, \dots, x_n . [Hint: Assume that $P(x)$ is another such polynomial and consider $D = H_{2n+1} - P$ and D' at x_0, x_1, \dots, x_n .]

- b. Derive the error term in Theorem 3.9. [Hint: Use the same method as in the Lagrange error derivation, Theorem 3.3, defining

$$g(t) = f(t) - H_{2n+1}(t) - \frac{(t - x_0)^2 \cdots (t - x_n)^2}{(x - x_0)^2 \cdots (x - x_n)^2} [f(x) - H_{2n+1}(x)]$$

and using the fact that $g'(t)$ has $(2n + 2)$ distinct zeros in $[a, b]$.]

9. Let $z_0 = x_0$, $z_1 = x_0$, $z_2 = x_1$, and $z_3 = x_1$. Form the following divided-difference table.

$z_0 = x_0$	$f[z_0] = f(x_0)$			
		$f[z_0, z_1] = f'(x_0)$		
$z_1 = x_0$	$f[z_1] = f(x_0)$		$f[z_0, z_1, z_2]$	
		$f[z_1, z_2]$		$f[z_0, z_1, z_2, z_3]$
$z_2 = x_1$	$f[z_2] = f(x_1)$		$f[z_1, z_2, z_3]$	
		$f[z_2, z_3] = f'(x_1)$		
$z_3 = x_1$	$f[z_3] = f(x_1)$			

Show that the cubic Hermite polynomial $H_3(x)$ can also be written as $f[z_0] + f[z_0, z_1](x - x_0) + f[z_0, z_1, z_2](x - x_0)^2 + f[z_0, z_1, z_2, z_3](x - x_0)^2(x - x_1)$.

3.4 Cubic Spline Interpolation*

The previous sections concerned the approximation of arbitrary functions on closed intervals by the use of polynomials. However, the oscillatory nature of high-degree polynomials and the property that a fluctuation over a small portion of the interval can induce large fluctuations over the entire range restricts their use. We will see a good example of this in Figure 3.12 at the end of this section.

An alternative approach is to divide the interval into a collection of subintervals and construct a (generally) different approximating polynomial on each subinterval. Approximation by functions of this type is called **piecewise-polynomial approximation**.

The simplest piecewise-polynomial approximation is piecewise-linear interpolation, which consists of joining a set of data points

$$\{(x_0, f(x_0)), (x_1, f(x_1)), \dots, (x_n, f(x_n))\}$$

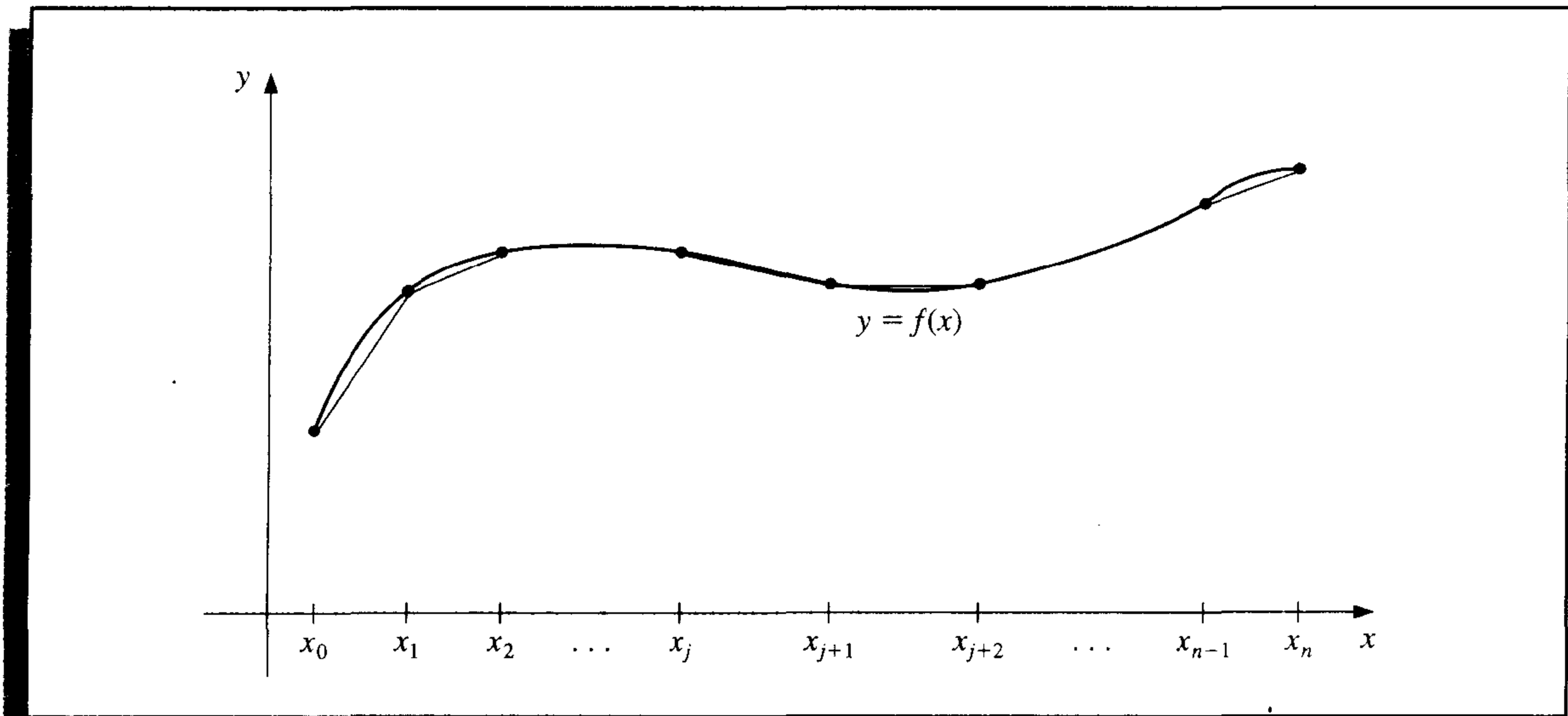
by a series of straight lines, as shown in Figure 3.7 on page 142.

A disadvantage of linear function approximation is that there is likely no differentiability at the endpoints of the subintervals, which, in a geometrical context, means that the interpolating function is not “smooth.” Often it is clear from physical conditions that smoothness is required, so the approximating function must be continuously differentiable.

An alternative procedure is to use a piecewise polynomial of Hermite type. For example, if the values of f and of f' are known at each of the points $x_0 < x_1 < \cdots < x_n$, a cubic Hermite polynomial can be used on each of the subintervals $[x_0, x_1]$, $[x_1, x_2]$, \dots , $[x_{n-1}, x_n]$ to obtain a function that has a continuous derivative on the interval $[x_0, x_n]$. To

*The proofs of the theorems in this section rely on results in Chapter 6.

Figure 3.7



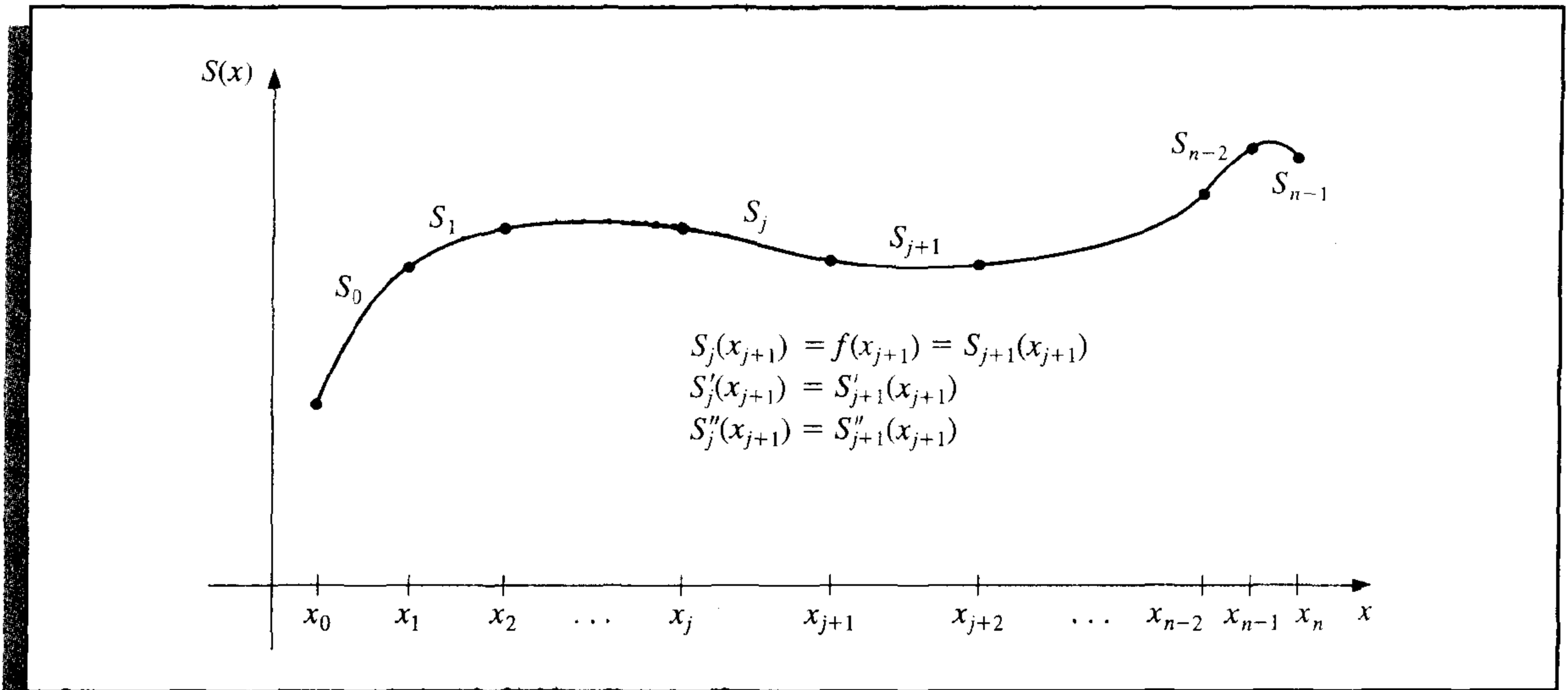
determine the appropriate Hermite cubic polynomial on a given interval is simply a matter of computing $H_3(x)$ for that interval. Since the Lagrange interpolating polynomials needed to determine H_3 are of first degree, this can be accomplished without great difficulty. However, to use Hermite piecewise polynomials for general interpolation, we need to know the derivative of the function being approximated, which is frequently unavailable.

The remainder of this section considers approximation using piecewise polynomials that require no derivative information, except perhaps at the endpoints of the interval on which the function is being approximated.

The simplest type of differentiable piecewise-polynomial function on an entire interval $[x_0, x_n]$ is the function obtained by fitting one quadratic polynomial between each successive pair of nodes. This is done by constructing one quadratic on $[x_0, x_1]$ agreeing with the function at x_0 and x_1 , another quadratic on $[x_1, x_2]$ agreeing with the function at x_1 and x_2 , and so on. Since a general quadratic polynomial has three arbitrary constants—the constant term, the coefficient of x , and the coefficient of x^2 —and only two conditions are required to fit the data at the endpoints of each subinterval, flexibility exists that permits the quadratic to be chosen so that the interpolant has a continuous derivative on $[x_0, x_n]$. The difficulty arises when there is a need to specify conditions about the derivative of the interpolant at the endpoints x_0 and x_n . There is not a sufficient number of constants to ensure that the conditions will be satisfied. (See Exercise 22.)

The most common piecewise-polynomial approximation uses cubic polynomials between each successive pair of nodes and is called **cubic spline interpolation**. A general cubic polynomial involves four constants, so there is sufficient flexibility in the cubic spline procedure to ensure that the interpolant is not only continuously differentiable on the interval, but also has a continuous second derivative. The construction of the cubic spline does not, however, assume that the derivatives of the interpolant agree with those of the function it is approximating, even at the nodes. (See Figure 3.8.)

Figure 3.8



Definition 3.10 Given a function f defined on $[a, b]$ and a set of nodes $a = x_0 < x_1 < \dots < x_n = b$, a **cubic spline interpolant** S for f is a function that satisfies the following conditions:

- a. $S(x)$ is a cubic polynomial, denoted $S_j(x)$, on the subinterval $[x_j, x_{j+1}]$ for each $j = 0, 1, \dots, n - 1$;
- b. $S(x_j) = f(x_j)$ for each $j = 0, 1, \dots, n$;
- c. $S_{j+1}(x_{j+1}) = S_j(x_{j+1})$ for each $j = 0, 1, \dots, n - 2$;
- d. $S'_{j+1}(x_{j+1}) = S'_j(x_{j+1})$ for each $j = 0, 1, \dots, n - 2$;
- e. $S''_{j+1}(x_{j+1}) = S''_j(x_{j+1})$ for each $j = 0, 1, \dots, n - 2$;
- f. One of the following sets of boundary conditions is satisfied:
 - (i) $S''(x_0) = S''(x_n) = 0$ (**free or natural boundary**);
 - (ii) $S'(x_0) = f'(x_0)$ and $S'(x_n) = f'(x_n)$ (**clamped boundary**).

Although cubic splines are defined with other boundary conditions, the conditions given in (f) are sufficient for our purposes. When the free boundary conditions occur, the spline is called a **natural spline**, and its graph approximates the shape that a long flexible rod would assume if forced to go through the data points $\{(x_0, f(x_0)), (x_1, f(x_1)), \dots, (x_n, f(x_n))\}$.

In general, clamped boundary conditions lead to more accurate approximations since they include more information about the function. However, for this type of boundary condition to hold, it is necessary to have either the values of the derivative at the endpoints or an accurate approximation to those values.

To construct the cubic spline interpolant for a given function f , the conditions in the definition are applied to the cubic polynomials

$$S_j(x) = a_j + b_j(x - x_j) + c_j(x - x_j)^2 + d_j(x - x_j)^3,$$

for each $j = 0, 1, \dots, n - 1$.

Since

$$S_j(x_j) = a_j = f(x_j),$$

condition (c) can be applied to obtain

$$a_{j+1} = S_{j+1}(x_{j+1}) = S_j(x_{j+1}) = a_j + b_j(x_{j+1} - x_j) + c_j(x_{j+1} - x_j)^2 + d_j(x_{j+1} - x_j)^3,$$

for each $j = 0, 1, \dots, n - 2$.

Since the terms $x_{j+1} - x_j$ are used repeatedly in this development, it is convenient to introduce the simpler notation

$$h_j = x_{j+1} - x_j,$$

for each $j = 0, 1, \dots, n - 1$. If we also define $a_n = f(x_n)$, then the equation

$$a_{j+1} = a_j + b_j h_j + c_j h_j^2 + d_j h_j^3 \quad (3.15)$$

holds for each $j = 0, 1, \dots, n - 1$.

In a similar manner, define $b_n = S'(x_n)$ and observe that

$$S'_j(x) = b_j + 2c_j(x - x_j) + 3d_j(x - x_j)^2$$

implies $S'_j(x_j) = b_j$, for each $j = 0, 1, \dots, n - 1$. Applying condition (d) gives

$$b_{j+1} = b_j + 2c_j h_j + 3d_j h_j^2, \quad (3.16)$$

for each $j = 0, 1, \dots, n - 1$.

Another relationship between the coefficients of S_j is obtained by defining $c_n = S''(x_n)/2$ and applying condition (e). Then, for each $j = 0, 1, \dots, n - 1$,

$$c_{j+1} = c_j + 3d_j h_j. \quad (3.17)$$

Solving for d_j in Eq. (3.17) and substituting this value into Eqs. (3.15) and (3.16) gives, for each $j = 0, 1, \dots, n - 1$, the new equations

$$a_{j+1} = a_j + b_j h_j + \frac{h_j^2}{3}(2c_j + c_{j+1}) \quad (3.18)$$

and

$$b_{j+1} = b_j + h_j(c_j + c_{j+1}). \quad (3.19)$$

The final relationship involving the coefficients is obtained by solving the appropriate equation in the form of equation (3.18), first for b_j ,

$$b_j = \frac{1}{h_j}(a_{j+1} - a_j) - \frac{h_j}{3}(2c_j + c_{j+1}), \quad (3.20)$$

and then, with a reduction of the index, for b_{j-1} . This gives

$$b_{j-1} = \frac{1}{h_{j-1}}(a_j - a_{j-1}) - \frac{h_{j-1}}{3}(2c_{j-1} + c_j).$$

Substituting these values into the equation derived from Eq. (3.19), with the index reduced by one, gives the linear system of equations

$$h_{j-1}c_{j-1} + 2(h_{j-1} + h_j)c_j + h_jc_{j+1} = \frac{3}{h_j}(a_{j+1} - a_j) - \frac{3}{h_{j-1}}(a_j - a_{j-1}), \quad (3.21)$$

for each $j = 1, 2, \dots, n - 1$. This system involves only the $\{c_j\}_{j=0}^n$ as unknowns since the values of $\{h_j\}_{j=0}^{n-1}$ and $\{a_j\}_{j=0}^n$ are given, respectively, by the spacing of the nodes $\{x_j\}_{j=0}^n$ and the values of f at the nodes.

Note that once the values of $\{c_j\}_{j=0}^n$ are determined, it is a simple matter to find the remainder of the constants $\{b_j\}_{j=0}^{n-1}$ from Eq. (3.20) and $\{d_j\}_{j=0}^{n-1}$ from Eq. (3.17), and to construct the cubic polynomials $\{S_j(x)\}_{j=0}^{n-1}$.

The major question that arises in connection with this construction is whether the values of $\{c_j\}_{j=0}^n$ can be found using the system of equations given in (3.21) and, if so, whether these values are unique. The following theorems indicate that this is the case when either of the boundary conditions given in part (f) of the definition are imposed. The proofs of these theorems require material from linear algebra, which is discussed in Chapter 6.

Theorem 3.11

If f is defined at $a = x_0 < x_1 < \dots < x_n = b$, then f has a unique natural spline interpolant S on the nodes x_0, x_1, \dots, x_n ; that is, a spline interpolant that satisfies the boundary conditions $S''(a) = 0$ and $S''(b) = 0$. ■

Proof The boundary conditions in this case imply that $c_n = S''(x_n)/2 = 0$ and that

$$0 = S''(x_0) = 2c_0 + 6d_0(x_0 - x_0),$$

so $c_0 = 0$.

The two equations $c_0 = 0$ and $c_n = 0$ together with the equations in (3.21) produce a linear system described by the vector equation $A\mathbf{x} = \mathbf{b}$, where A is the $(n + 1) \times (n + 1)$ matrix

$$A = \begin{bmatrix} 1 & 0 & 0 & \dots & 0 \\ h_0 & 2(h_0 + h_1) & h_1 & \dots & 0 \\ 0 & h_1 & 2(h_1 + h_2) & h_2 & \dots & 0 \\ \vdots & \vdots & \vdots & \vdots & \vdots & \vdots \\ 0 & \dots & h_{n-2} & 2(h_{n-2} + h_{n-1}) & h_{n-1} \\ 0 & \dots & 0 & 0 & 1 \end{bmatrix},$$

and \mathbf{b} and \mathbf{x} are the vectors

$$\mathbf{b} = \begin{bmatrix} 0 \\ \frac{3}{h_1}(a_2 - a_1) - \frac{3}{h_0}(a_1 - a_0) \\ \vdots \\ \frac{3}{h_{n-1}}(a_n - a_{n-1}) - \frac{3}{h_{n-2}}(a_{n-1} - a_{n-2}) \\ 0 \end{bmatrix} \quad \text{and} \quad \mathbf{x} = \begin{bmatrix} c_0 \\ c_1 \\ \vdots \\ c_n \end{bmatrix}.$$

The matrix A is strictly diagonally dominant, so it satisfies the hypotheses of Theorem 6.19 in Section 6.6. Therefore, the linear system has a unique solution for c_0, c_1, \dots, c_n .

The solution to the cubic spline problem with the boundary conditions $S''(x_0) = S''(x_n) = 0$ can be obtained by applying Algorithm 3.4.

ALGORITHM

3.4

Natural Cubic Spline

To construct the cubic spline interpolant S for the function f , defined at the numbers $x_0 < x_1 < \dots < x_n$, satisfying $S''(x_0) = S''(x_n) = 0$:

INPUT $n; x_0, x_1, \dots, x_n; a_0 = f(x_0), a_1 = f(x_1), \dots, a_n = f(x_n)$.

OUTPUT a_j, b_j, c_j, d_j for $j = 0, 1, \dots, n-1$.

(Note: $S(x) = S_j(x) = a_j + b_j(x - x_j) + c_j(x - x_j)^2 + d_j(x - x_j)^3$ for $x_j \leq x \leq x_{j+1}$.)

Step 1 For $i = 0, 1, \dots, n-1$ set $h_i = x_{i+1} - x_i$.

Step 2 For $i = 1, 2, \dots, n-1$ set

$$\alpha_i = \frac{3}{h_i}(a_{i+1} - a_i) - \frac{3}{h_{i-1}}(a_i - a_{i-1}).$$

Step 3 Set $l_0 = 1$; (Steps 3, 4, 5, and part of Step 6 solve a tridiagonal linear system using a method described in Algorithm 6.7.)

$$\begin{aligned} \mu_0 &= 0; \\ z_0 &= 0. \end{aligned}$$

Step 4 For $i = 1, 2, \dots, n-1$

$$\begin{aligned} \text{set } l_i &= 2(x_{i+1} - x_{i-1}) - h_{i-1}\mu_{i-1}; \\ \mu_i &= h_i/l_i; \\ z_i &= (\alpha_i - h_{i-1}z_{i-1})/l_i. \end{aligned}$$

Step 5 Set $l_n = 1$;

$$\begin{aligned} z_n &= 0; \\ c_n &= 0. \end{aligned}$$

Step 6 For $j = n-1, n-2, \dots, 0$

$$\begin{aligned} \text{set } c_j &= z_j - \mu_j c_{j+1}; \\ b_j &= (a_{j+1} - a_j)/h_j - h_j(c_{j+1} + 2c_j)/3; \\ d_j &= (c_{j+1} - c_j)/(3h_j). \end{aligned}$$

Step 7 OUTPUT $(a_j, b_j, c_j, d_j$ for $j = 0, 1, \dots, n - 1)$;
STOP. ■

A result similar to Theorem 3.11 holds in the case of clamped boundary conditions.

Theorem 3.12

If f is defined at $a = x_0 < x_1 < \dots < x_n = b$ and differentiable at a and b , then f has a unique clamped spline interpolant S on the nodes x_0, x_1, \dots, x_n ; that is, a spline interpolant that satisfies the boundary conditions $S'(a) = f'(a)$ and $S'(b) = f'(b)$. ■

Proof Since $f'(a) = S'(a) = S'(x_0) = b_0$, Eq. (3.20) with $j = 0$ implies

$$f'(a) = \frac{1}{h_0}(a_1 - a_0) - \frac{h_0}{3}(2c_0 + c_1).$$

Consequently,

$$2h_0c_0 + h_0c_1 = \frac{3}{h_0}(a_1 - a_0) - 3f'(a).$$

Similarly,

$$f'(b) = b_n = b_{n-1} + h_{n-1}(c_{n-1} + c_n),$$

so Eq. (3.20) with $j = n - 1$ implies that

$$\begin{aligned} f'(b) &= \frac{a_n - a_{n-1}}{h_{n-1}} - \frac{h_{n-1}}{3}(2c_{n-1} + c_n) + h_{n-1}(c_{n-1} + c_n) \\ &= \frac{a_n - a_{n-1}}{h_{n-1}} + \frac{h_{n-1}}{3}(c_{n-1} + 2c_n), \end{aligned}$$

and

$$h_{n-1}c_{n-1} + 2h_{n-1}c_n = 3f'(b) - \frac{3}{h_{n-1}}(a_n - a_{n-1}).$$

Equations (3.21) together with the equations

$$2h_0c_0 + h_0c_1 = \frac{3}{h_0}(a_1 - a_0) - 3f'(a)$$

and

$$h_{n-1}c_{n-1} + 2h_{n-1}c_n = 3f'(b) - \frac{3}{h_{n-1}}(a_n - a_{n-1})$$

determine the linear system $A\mathbf{x} = \mathbf{b}$, where

$$A = \begin{bmatrix} 2h_0 & h_0 & 0 & \cdots & \cdots & \cdots & 0 \\ h_0 & 2(h_0 + h_1) & h_1 & & & & \\ 0 & h_1 & 2(h_1 + h_2) & h_2 & & & \\ \vdots & \vdots & \vdots & \vdots & \ddots & \ddots & \vdots \\ 0 & & & h_{n-2} & 2(h_{n-2} + h_{n-1}) & h_{n-1} & \\ \vdots & \vdots & \vdots & \vdots & \vdots & \vdots & \vdots \\ 0 & \cdots & \cdots & \cdots & 0 & h_{n-1} & 2h_{n-1} \end{bmatrix},$$

$$\mathbf{b} = \begin{bmatrix} \frac{3}{h_0}(a_1 - a_0) - 3f'(a) \\ \frac{3}{h_1}(a_2 - a_1) - \frac{3}{h_0}(a_1 - a_0) \\ \vdots \\ \frac{3}{h_{n-1}}(a_n - a_{n-1}) - \frac{3}{h_{n-2}}(a_{n-1} - a_{n-2}) \\ 3f'(b) - \frac{3}{h_{n-1}}(a_n - a_{n-1}) \end{bmatrix} \quad \text{and} \quad \mathbf{x} = \begin{bmatrix} c_0 \\ c_1 \\ \vdots \\ c_n \end{bmatrix}.$$

The matrix A is strictly diagonally dominant, so it satisfies the conditions of Theorem 6.19. Therefore, the linear system has a unique solution for c_0, c_1, \dots, c_n . ■ ■ ■

The solution to the cubic spline problem with the boundary conditions $S'(x_0) = f'(x_0)$ and $S'(x_n) = f'(x_n)$ can be obtained by applying Algorithm 3.5.

ALGORITHM

3.5

Clamped Cubic Spline

To construct the cubic spline interpolant S for the function f defined at the numbers $x_0 < x_1 < \cdots < x_n$, satisfying $S'(x_0) = f'(x_0)$ and $S'(x_n) = f'(x_n)$:

INPUT $n; x_0, x_1, \dots, x_n; a_0 = f(x_0), a_1 = f(x_1), \dots, a_n = f(x_n); FPO = f'(x_0); FPN = f'(x_n)$.

OUTPUT a_j, b_j, c_j, d_j for $j = 0, 1, \dots, n-1$.

(Note: $S(x) = S_j(x) = a_j + b_j(x - x_j) + c_j(x - x_j)^2 + d_j(x - x_j)^3$ for $x_j \leq x \leq x_{j+1}$.)

Step 1 For $i = 0, 1, \dots, n-1$ set $h_i = x_{i+1} - x_i$.

Step 2 Set $\alpha_0 = 3(a_1 - a_0)/h_0 - 3FPO$;
 $\alpha_n = 3FPN - 3(a_n - a_{n-1})/h_{n-1}$.

Step 3 For $i = 1, 2, \dots, n-1$

$$\text{set } \alpha_i = \frac{3}{h_i}(a_{i+1} - a_i) - \frac{3}{h_{i-1}}(a_i - a_{i-1}).$$

Step 4 Set $l_0 = 2h_0$; (Steps 4, 5, 6, and part of Step 7 solve a tridiagonal linear system using a method described in Algorithm 6.7.)


$$\mu_0 = 0.5;$$

$$z_0 = \alpha_0/l_0.$$

- Step 5** For $i = 1, 2, \dots, n - 1$
 set $l_i = 2(x_{i+1} - x_{i-1}) - h_{i-1}\mu_{i-1}$;
 $\mu_i = h_i/l_i$;
 $z_i = (\alpha_i - h_{i-1}z_{i-1})/l_i$.
- Step 6** Set $l_n = h_{n-1}(2 - \mu_{n-1})$;
 $z_n = (\alpha_n - h_{n-1}z_{n-1})/l_n$;
 $c_n = z_n$.
- Step 7** For $j = n - 1, n - 2, \dots, 0$
 set $c_j = z_j - \mu_j c_{j+1}$;
 $b_j = (a_{j+1} - a_j)/h_j - h_j(c_{j+1} + 2c_j)/3$;
 $d_j = (c_{j+1} - c_j)/(3h_j)$.
- Step 8** OUTPUT $(a_j, b_j, c_j, d_j$ for $j = 0, 1, \dots, n - 1)$;
 STOP. ■

EXAMPLE 1

Figure 3.9 shows a ruddy duck in flight. To approximate the top profile of the duck, we have chosen points along the curve through which we want the approximating curve to pass. Table 3.15 lists the coordinates of 21 data points relative to the superimposed coordinate system shown in Figure 3.10 on page 150. Notice that more points are used when the curve is changing rapidly than when it is changing more slowly.

Figure 3.9**Table 3.15**

x	0.9	1.3	1.9	2.1	2.6	3.0	3.9	4.4	4.7	5.0	6.0	7.0	8.0	9.2	10.5	11.3	11.6	12.0	12.6	13.0	13.3
$f(x)$	1.3	1.5	1.85	2.1	2.6	2.7	2.4	2.15	2.05	2.1	2.25	2.3	2.25	1.95	1.4	0.9	0.7	0.6	0.5	0.4	0.25

Using Algorithm 3.4 to generate the free cubic spline for this data produces the coefficients shown in Table 3.16. This spline curve is nearly identical to the profile, as shown in Figure 3.11.

Figure 3.10

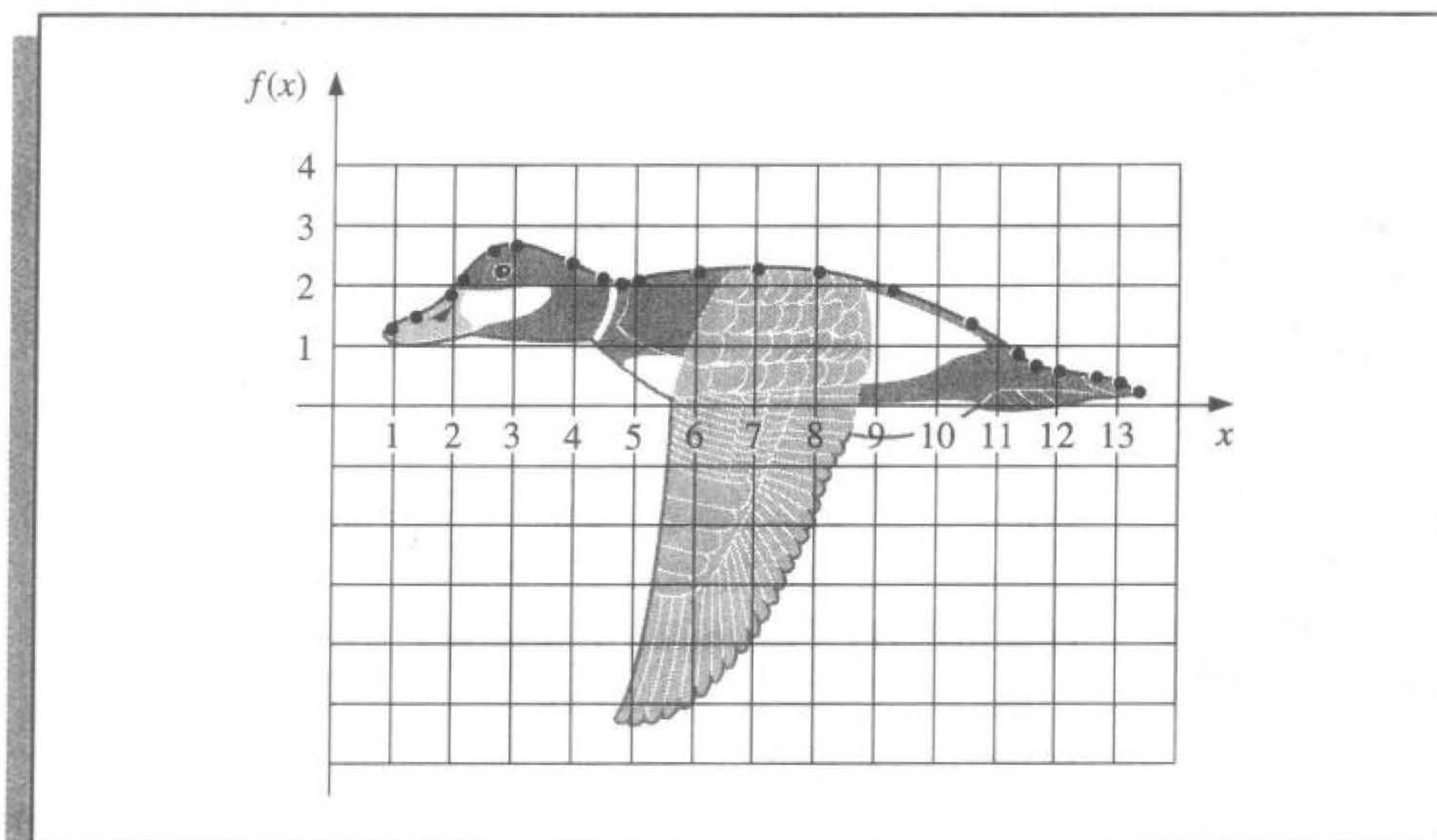
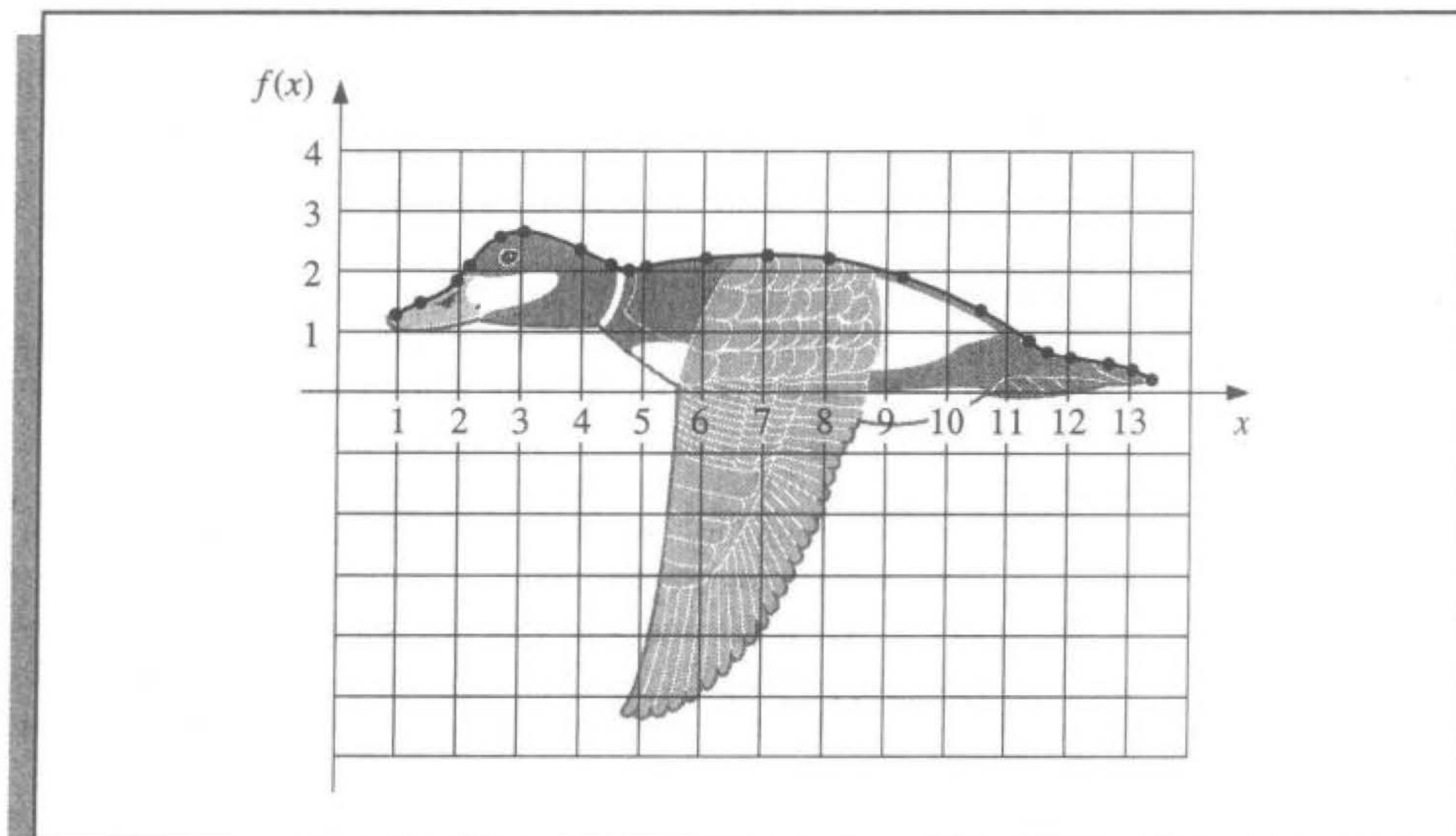


Table 3.16

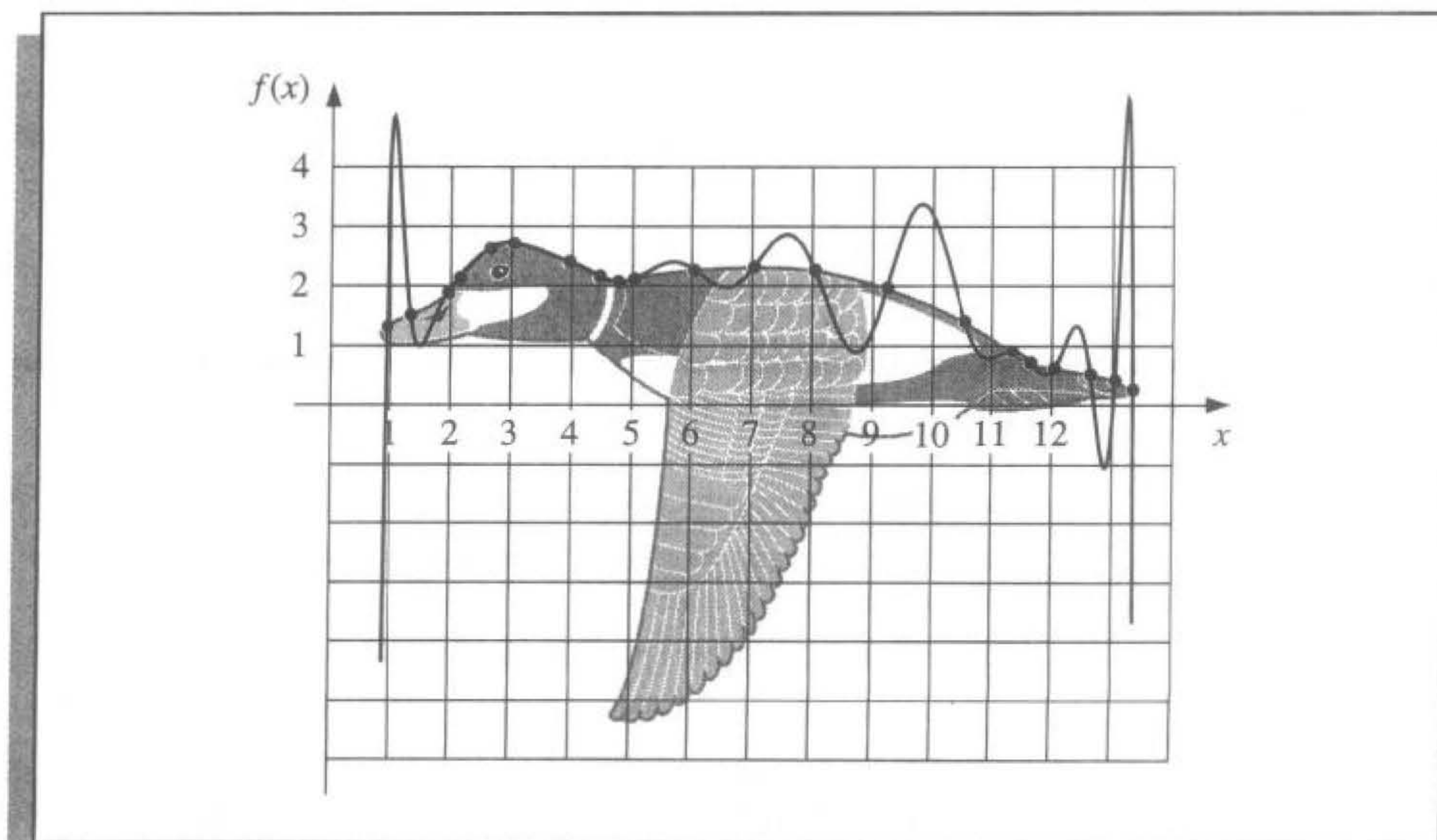
j	x_j	a_j	b_j	c_j	d_j
0	0.9	1.3	5.40	0.00	-0.25
1	1.3	1.5	0.42	-0.30	0.95
2	1.9	1.85	1.09	1.41	-2.96
3	2.1	2.1	1.29	-0.37	-0.45
4	2.6	2.6	0.59	-1.04	0.45
5	3.0	2.7	-0.02	-0.50	0.17
6	3.9	2.4	-0.50	-0.03	0.08
7	4.4	2.15	-0.48	0.08	1.31
8	4.7	2.05	-0.07	1.27	-1.58
9	5.0	2.1	0.26	-0.16	0.04
10	6.0	2.25	0.08	-0.03	0.00
11	7.0	2.3	0.01	-0.04	-0.02
12	8.0	2.25	-0.14	-0.11	0.02
13	9.2	1.95	-0.34	-0.05	-0.01
14	10.5	1.4	-0.53	-0.10	-0.02
15	11.3	0.9	-0.73	-0.15	1.21
16	11.6	0.7	-0.49	0.94	-0.84
17	12.0	0.6	-0.14	-0.06	0.04
18	12.6	0.5	-0.18	0.00	-0.45
19	13.0	0.4	-0.39	-0.54	0.60
20	13.3	0.25			

Figure 3.11



For comparison purposes, Figure 3.12 gives an illustration of the curve that is generated using a Lagrange interpolating polynomial to fit the data given in Table 3.15. This produces a very strange illustration of the back of a duck, in flight or otherwise. The interpolating polynomial in this case is of degree 20 and oscillates wildly.

Figure 3.12



To use a clamped spline to approximate this curve we would need derivative approximations for the endpoints. Even if these approximations were available, we could expect little improvement because of the close agreement of the free cubic spline to the curve of the top profile. ■

Constructing a cubic spline to approximate the lower profile of the ruddy duck would be more difficult since the curve for this portion cannot be expressed as a function of x , and at certain points the curve does not appear to be smooth. These problems can be resolved by using separate splines to represent various portions of the curve, but a more effective approach to curves of this type is considered in the next section.

The clamped boundary conditions are generally preferred when approximating functions by cubic splines, so the derivative of the function must be estimated at the endpoints of the interval. When the nodes are equally spaced near both endpoints, approximations can be obtained by using Eq. (4.7) or any of the other appropriate formulas given in Sections 4.1 and 4.2. When the nodes are unequally spaced, the problem is considerably more difficult.

To conclude this section, we list an error-bound formula for the cubic spline with clamped boundary conditions. The proof of this result can be found in [Schul, pp. 57–58].

Theorem 3.13

Let $f \in C^4[a, b]$ with $\max_{a \leq x \leq b} |f^{(4)}(x)| = M$. If S is the unique clamped cubic spline interpolant to f with respect to the nodes $a = x_0 < x_1 < \cdots < x_n = b$, then

$$\max_{a \leq x \leq b} |f(x) - S(x)| \leq \frac{5M}{384} \max_{0 \leq j \leq n-1} (x_{j+1} - x_j)^4. \quad \blacksquare$$

A fourth-order error-bound result also holds in the case of free boundary conditions, but it is more difficult to express. (See [BD, pp. 827–835].)

The free boundary conditions will generally give less accurate results than the clamped conditions near the ends of the interval $[x_0, x_n]$ unless the function f happens to nearly satisfy $f''(x_0) = f''(x_n) = 0$. An alternative to the free boundary condition that does not require knowledge of the derivative of f is the *not-a-knot* condition, (see [Deb, pp. 55–56]). This condition requires that $S'''(x)$ be continuous at x_1 and at x_{n-1} .

EXERCISE SET 3.4

- Determine the free cubic spline S that interpolates the data $f(0) = 0$, $f(1) = 1$, and $f(2) = 2$.
- Determine the clamped cubic spline s that interpolates the data $f(0) = 0$, $f(1) = 1$, $f(2) = 2$ and satisfies $s'(0) = s'(2) = 1$.
- Construct the free cubic spline for the following data.

a.

x	$f(x)$
8.3	17.56492
8.6	18.50515

b.

x	$f(x)$
0.8	0.22363362
1.0	0.65809197

c.	x	$f(x)$
	-0.5	-0.0247500
	-0.25	0.3349375
	0	1.1010000

d.	x	$f(x)$
	0.1	-0.62049958
	0.2	-0.28398668
	0.3	0.00660095
	0.4	0.24842440

4. The data in Exercise 3 were generated using the following functions. Use the cubic splines constructed in Exercise 3 for the given value of x to approximate $f(x)$ and $f'(x)$, and calculate the actual error.
- $f(x) = x \ln x$; approximate $f(8.4)$ and $f'(8.4)$.
 - $f(x) = \sin(e^x - 2)$; approximate $f(0.9)$ and $f'(0.9)$.
 - $f(x) = x^3 + 4.001x^2 + 4.002x + 1.101$; approximate $f(-\frac{1}{3})$ and $f'(-\frac{1}{3})$.
 - $f(x) = x \cos x - 2x^2 + 3x - 1$; approximate $f(0.25)$ and $f'(0.25)$.
5. Construct the clamped cubic spline using the data of Exercise 3 and the fact that
- $f'(8.3) = 1.116256$ and $f'(8.6) = 1.151762$
 - $f'(0.8) = 2.1691753$ and $f'(1.0) = 2.0466965$
 - $f'(-0.5) = 0.7510000$ and $f'(0) = 4.0020000$
 - $f'(0.1) = 3.58502082$ and $f'(0.4) = 2.16529366$
6. Repeat Exercise 4 using the cubic splines constructed in Exercise 5.
7. A natural cubic spline S on $[0, 2]$ is defined by

$$S(x) = \begin{cases} S_0(x) = 1 + 2x - x^3, & \text{if } 0 \leq x < 1, \\ S_1(x) = 2 + b(x-1) + c(x-1)^2 + d(x-1)^3, & \text{if } 1 \leq x \leq 2. \end{cases}$$

Find b , c , and d .

8. A clamped cubic spline s for a function f is defined on $[1, 3]$ by

$$s(x) = \begin{cases} s_0(x) = 3(x-1) + 2(x-1)^2 - (x-1)^3, & \text{if } 1 \leq x < 2, \\ s_1(x) = a + b(x-2) + c(x-2)^2 + d(x-2)^3, & \text{if } 2 \leq x \leq 3. \end{cases}$$

Given $f'(1) = f'(3)$, find a , b , c , and d .

9. A natural cubic spline S is defined by

$$S(x) = \begin{cases} S_0(x) = 1 + B(x-1) - D(x-1)^3, & \text{if } 1 \leq x < 2, \\ S_1(x) = 1 + b(x-2) - \frac{3}{4}(x-2)^2 + d(x-2)^3, & \text{if } 2 \leq x \leq 3. \end{cases}$$

If S interpolates the data $(1, 1)$, $(2, 1)$, and $(3, 0)$, find B , D , b , and d .

10. A clamped cubic spline s for a function f is defined by

$$s(x) = \begin{cases} s_0(x) = 1 + Bx + 2x^2 - 2x^3, & \text{if } 0 \leq x < 1, \\ s_1(x) = 1 + b(x-1) - 4(x-1)^2 + 7(x-1)^3, & \text{if } 1 \leq x \leq 2. \end{cases}$$

Find $f'(0)$ and $f'(2)$.

11. Construct a free cubic spline to approximate $f(x) = \cos \pi x$ by using the values given by $f(x)$ at $x = 0, 0.25, 0.5, 0.75$, and 1.0 . Integrate the spline over $[0, 1]$, and compare the result to $\int_0^1 \cos \pi x \, dx = 0$. Use the derivatives of the spline to approximate $f'(0.5)$ and $f''(0.5)$. Compare these approximations to the actual values.
12. Construct a free cubic spline to approximate $f(x) = e^{-x}$ by using the values given by $f(x)$ at $x = 0, 0.25, 0.75$, and 1.0 . Integrate the spline over $[0, 1]$, and compare the result to

$\int_0^1 e^{-x} dx = 1 - 1/e$. Use the derivatives of the spline to approximate $f'(0.5)$ and $f''(0.5)$. Compare the approximations to the actual values.

13. Repeat Exercise 11, constructing instead the clamped cubic spline with $f'(0) = f'(1) = 0$.
14. Repeat Exercise 12, constructing instead the clamped cubic spline with $f'(0) = -1$, $f'(1) = -e^{-1}$.
15. Suppose that $f(x)$ is a polynomial of degree 3. Show that $f(x)$ is its own clamped cubic spline, but that it cannot be its own free cubic spline.
16. Suppose the data $\{x_i, f(x_i)\}_{i=1}^n$ lie on a straight line. What can be said about the free and clamped cubic splines for the function f ? [Hint: Take a cue from the results of Exercises 1 and 2.]
17. Given the partition $x_0 = 0$, $x_1 = 0.05$, and $x_2 = 0.1$ of $[0, 0.1]$, find the piecewise linear interpolating function F for $f(x) = e^{2x}$. Approximate $\int_0^{0.1} e^{2x} dx$ with $\int_0^{0.1} F(x) dx$, and compare the results to the actual value.
18. Let $f \in C^2[a, b]$, and let the nodes $a = x_0 < x_1 < \cdots < x_n = b$ be given. Derive an error estimate similar to that in Theorem 3.13 for the piecewise linear interpolating function F . Use this estimate to derive error bounds for Exercise 17.
19. Extend Algorithms 3.4 and 3.5 to include as output the first and second derivatives of the spline at the nodes.
20. Extend Algorithms 3.4 and 3.5 to include as output the integral of the spline over the interval $[x_0, x_n]$.
21. Given the partition $x_0 = 0$, $x_1 = 0.05$, $x_2 = 0.1$ of $[0, 0.1]$ and $f(x) = e^{2x}$:
 - a. Find the cubic spline s with clamped boundary conditions that interpolates f .
 - b. Find an approximation for $\int_0^{0.1} e^{2x} dx$ by evaluating $\int_0^{0.1} s(x) dx$.
 - c. Use Theorem 3.13 to estimate $\max_{0 \leq x \leq 0.1} |f(x) - s(x)|$ and

$$\left| \int_0^{0.1} f(x) dx - \int_0^{0.1} s(x) dx \right|.$$

- d. Determine the cubic spline S with free boundary conditions, and compare $S(0.02)$, $s(0.02)$, and $e^{0.04} = 1.04081077$.
22. Let f be defined on $[a, b]$, and let the nodes $a = x_0 < x_1 < x_2 = b$ be given. A quadratic spline interpolating function S consists of the quadratic polynomial

$$S_0(x) = a_0 + b_0(x - x_0) + c_0(x - x_0)^2 \quad \text{on } [x_0, x_1]$$

and the quadratic polynomial

$$S_1(x) = a_1 + b_1(x - x_1) + c_1(x - x_1)^2 \quad \text{on } [x_1, x_2],$$

such that

- i. $S(x_0) = f(x_0)$, $S(x_1) = f(x_1)$, and $S(x_2) = f(x_2)$,
- ii. $S \in C^1[x_0, x_2]$.

Show that conditions (i) and (ii) lead to five equations in the six unknowns a_0 , b_0 , c_0 , a_1 , b_1 , and c_1 . The problem is to decide what additional condition to impose to make the solution unique. Does the condition $S \in C^2[x_0, x_2]$ lead to a meaningful solution?

23. Determine a quadratic spline s that interpolates the data $f(0) = 0$, $f(1) = 1$, $f(2) = 2$ and satisfies $s'(0) = 2$.

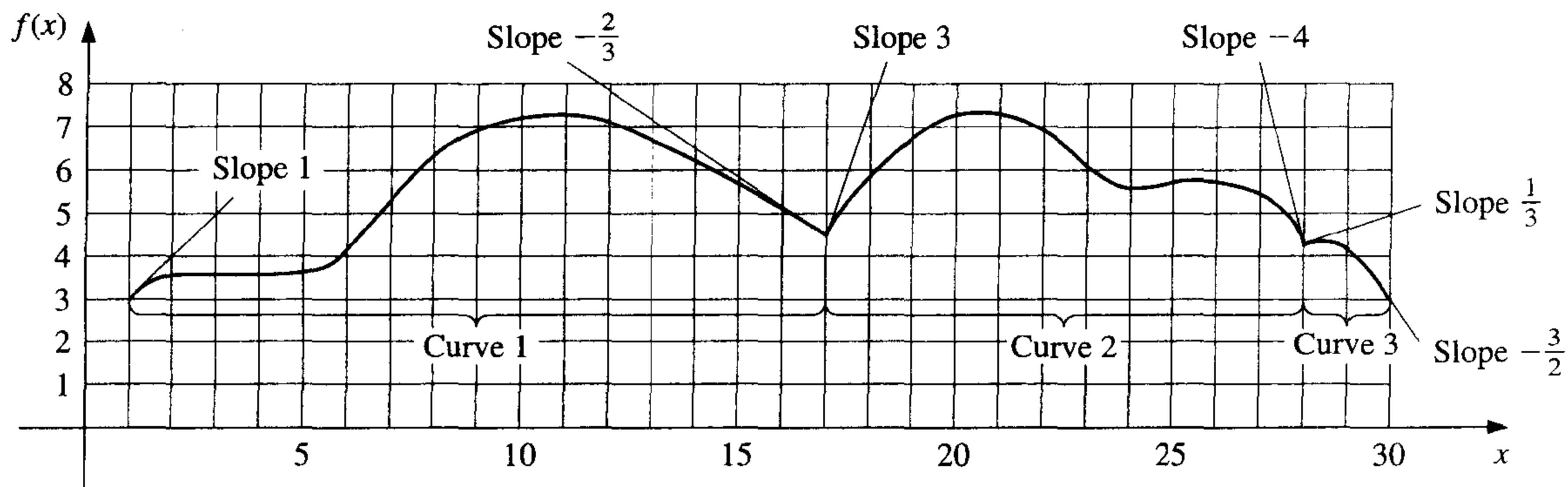

24. a. The introduction to this chapter included a table listing the population of the United States from 1940 to 1990. Use free cubic spline interpolation to approximate the population in the years 1930, 1965, and 2010.
- b. The population in 1930 was approximately 123,203,000. How accurate do you think your 1965 and 2010 figures are?
25. A car traveling along a straight road is clocked at a number of points. The data from the observations are given in the following table, where the time is in seconds, the distance is in feet, and the speed is in feet per second.

Time	0	3	5	8	13
Distance	0	225	383	623	993
Speed	75	77	80	74	72

- a. Use a clamped cubic spline to predict the position of the car and its speed when $t = 10$ s.
- b. Use the derivative of the spline to determine whether the car ever exceeds a 55-mi/h speed limit on the road; if so, what is the first time the car exceeds this speed?
- c. What is the predicted maximum speed for the car?
26. The 1995 Kentucky Derby was won by a horse named Thunder Gulch in a time of $2:01\frac{1}{5}$ (2 min and $\frac{1}{5}$ s) for the $1\frac{1}{4}$ -mi race. Times at the quarter-mile, half-mile, and mile poles were $22\frac{2}{5}$, $45\frac{4}{5}$, and $1:35\frac{3}{5}$.
- a. Use these values together with the starting time to construct a free cubic spline for Thunder Gulch's race.
- b. Use the spline to predict the time at the three-quarter-mile pole, and compare this to the actual time of $1:10\frac{1}{5}$.
- c. Use the spline to approximate Thunder Gulch's starting speed and speed at the finish line.
27. It is suspected that the high amounts of tannin in mature oak leaves inhibit the growth of the winter moth (*Operophtera bromata* L., *Geometridae*) larvae that extensively damage these trees in certain years. The following table lists the average weight of two samples of larvae at times in the first 28 days after birth. The first sample was reared on young oak leaves, whereas the second sample was reared on mature leaves from the same tree.
- a. Use a free cubic spline to approximate the average weight curve for each sample.
- b. Find an approximate maximum average weight for each sample by determining the maximum of the spline.

Day	0	6	10	13	17	20	28
Sample 1 average weight (mg)	6.67	17.33	42.67	37.33	30.10	29.31	28.74
Sample 2 average weight (mg)	6.67	16.11	18.89	15.00	10.56	9.44	8.89

28. The upper portion of this noble beast is to be approximated using clamped cubic spline interpolants. The curve is drawn on a grid from which the table is constructed. Use Algorithm 3.5 to construct the three clamped cubic splines.



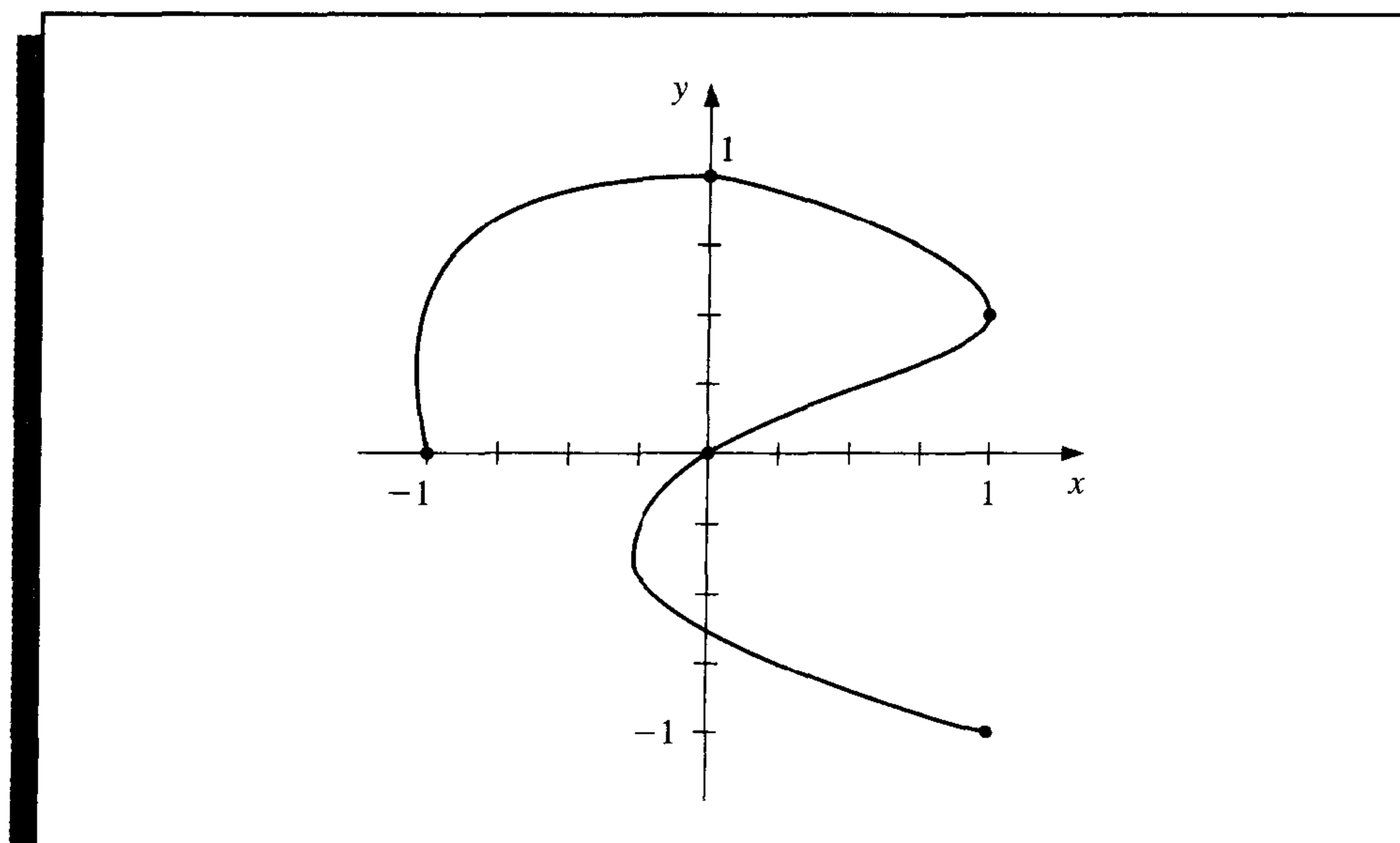
Curve 1				Curve 2				Curve 3			
i	x_i	$f(x_i)$	$f'(x_i)$	i	x_i	$f(x_i)$	$f'(x_i)$	i	x_i	$f(x_i)$	$f'(x_i)$
0	1	3.0	1.0	0	17	4.5	3.0	0	27.7	4.1	0.33
1	2	3.7		1	20	7.0		1	28	4.3	
2	5	3.9		2	23	6.1		2	29	4.1	
3	6	4.2		3	24	5.6		3	30	3.0	-1.5
4	7	5.7		4	25	5.8					
5	8	6.6		5	27	5.2					
6	10	7.1		6	27.7	4.1	-4.0				
7	13	6.7									
8	17	4.5	-0.67								

29. Repeat Exercise 28, constructing three natural splines using Algorithm 3.4.

3.5 Parametric Curves

None of the techniques developed in this chapter can be used to generate curves of the form shown in Figure 3.13 since this curve cannot be expressed as a function of one coordinate variable in terms of the other. In this section we will see how to represent general curves by using a parameter to express both the x - and y -coordinate variables. This technique can be extended to represent general curves and surfaces in space.

Figure 3.13



A straightforward parametric technique for determining a polynomial or piecewise polynomial to connect the points $(x_0, y_0), (x_1, y_1), \dots, (x_n, y_n)$ in the order given is to use a parameter t on an interval $[t_0, t_n]$, with $t_0 < t_1 < \dots < t_n$, and construct approximation functions with

$$x_i = x(t_i) \quad \text{and} \quad y_i = y(t_i), \quad \text{for each } i = 0, 1, \dots, n.$$

The following example demonstrates the technique in the case where both approximating functions are Lagrange interpolating polynomials.

EXAMPLE 1 Construct a pair of Lagrange polynomials to approximate the curve shown in Figure 3.13, using the data points shown on the curve.

There is flexibility in choosing the parameter, and we will choose the points $\{t_i\}_{i=0}^{\infty}$ equally spaced in $[0, 1]$, which gives the data in Table 3.17.

Table 3.17

i	0	1	2	3	4
t_i	0	0.25	0.5	0.75	1
x_i	-1	0	1	0	1
y_i	0	1	0.5	0	-1

This produces the interpolating polynomials

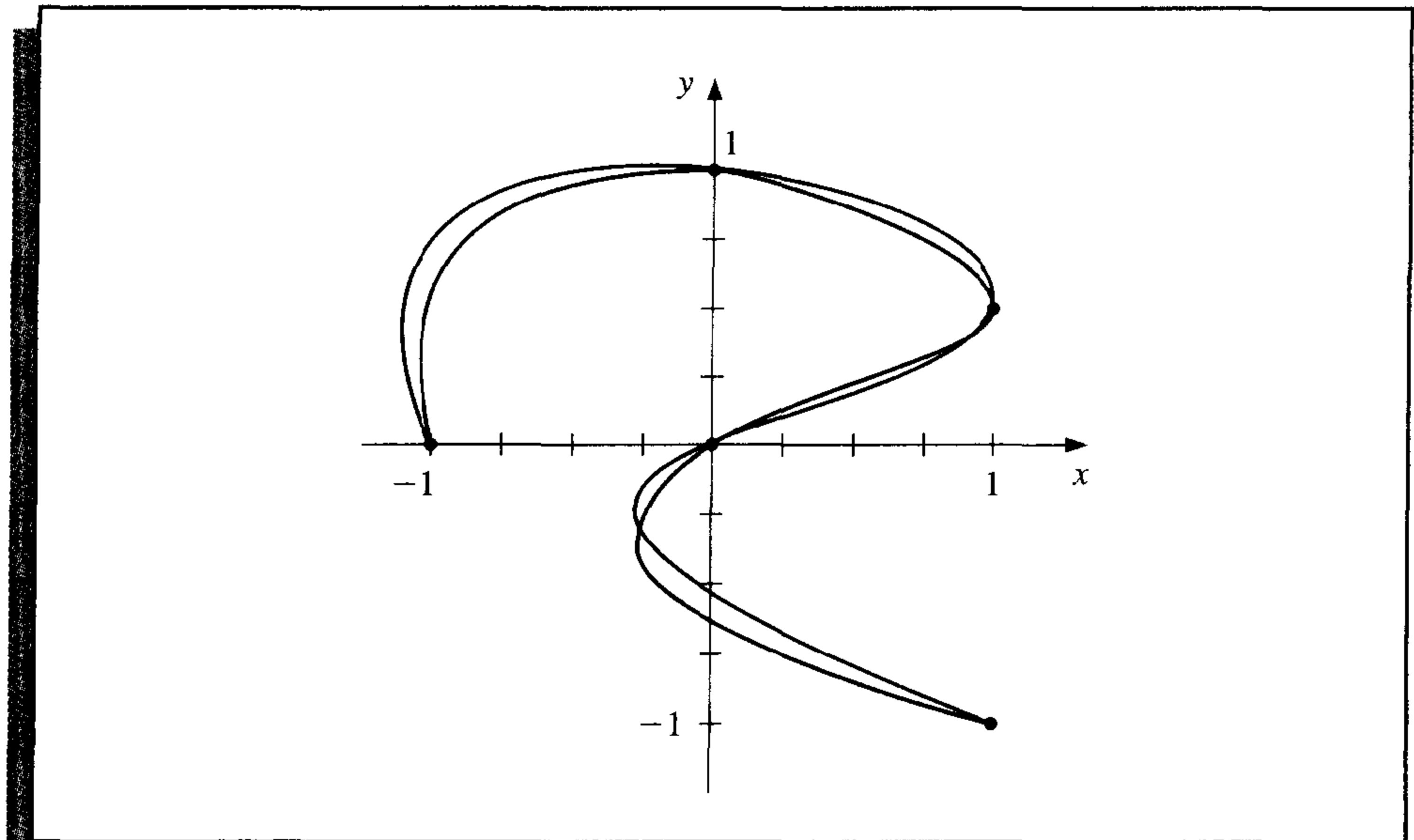
$$x(t) = \left(\left(\left(\left(64t - \frac{352}{3} \right) t + 60 \right) t - \frac{14}{3} \right) t - 1 \right)$$

and

$$y(t) = \left(\left(\left(-\frac{64}{3}t + 48 \right) t - \frac{116}{3} \right) t + 11 \right) t.$$

Plotting this parametric system produces the graph shown in blue in Figure 3.14. Although it passes through the required points and has the same basic shape, it is quite a crude approximation to the original curve. A more accurate approximation would require additional nodes, with the accompanying increase in computation. ■

Figure 3.14



Hermite and spline curves can be generated in a similar manner, but these also require extensive computational effort.

Applications in computer graphics require the rapid generation of smooth curves that can be easily and quickly modified. For both aesthetic and computational reasons, changing one portion of these curves should have little or no effect on other portions of the curves. This eliminates the use of interpolating polynomials and splines since changing one portion of these curves affects the whole curve.

The choice of curve for use in computer graphics is generally a form of the piecewise cubic Hermite polynomial. Each portion of a cubic Hermite polynomial is completely determined by specifying its endpoints and the derivatives at these endpoints. As a consequence, one portion of the curve can be changed while leaving most of the curve the same. Only the adjacent portions need to be modified to ensure smoothness at the endpoints. The computations can be performed quickly, and the curve can be modified a section at a time.

The problem with Hermite interpolation is the need to specify the derivatives at the endpoints of each section of the curve. Suppose the curve has $n + 1$ data points $(x(t_0), y(t_0)), \dots, (x(t_n), y(t_n))$, and we wish to parameterize the cubic to allow complex features. Then we must specify $x'(t_i)$ and $y'(t_i)$, for each $i = 0, 1, \dots, n$. This is not as

difficult as it would first appear, since each portion is generated independently. We must ensure only that the derivatives at the endpoints of each portion match those in the adjacent portion. Essentially, then, we can simplify the process to one of determining a pair of cubic Hermite polynomials in the parameter t , where $t_0 = 0$ and $t_1 = 1$, given the endpoint data $(x(0), y(0))$ and $(x(1), y(1))$ and the derivatives dy/dx (at $t = 0$) and dy/dx (at $t = 1$).

Notice, however, that we are specifying only six conditions, and the cubic polynomials in $x(t)$ and $y(t)$ each have four parameters, for a total of eight. This provides flexibility in choosing the pair of cubic Hermite polynomials to satisfy the conditions, because the natural form for determining $x(t)$ and $y(t)$ requires that we specify $x'(0)$, $x'(1)$, $y'(0)$, and $y'(1)$. The explicit Hermite curve in x and y requires specifying only the quotients

$$\frac{dy}{dx}(t = 0) = \frac{y'(0)}{x'(0)} \quad \text{and} \quad \frac{dy}{dx}(t = 1) = \frac{y'(1)}{x'(1)}.$$

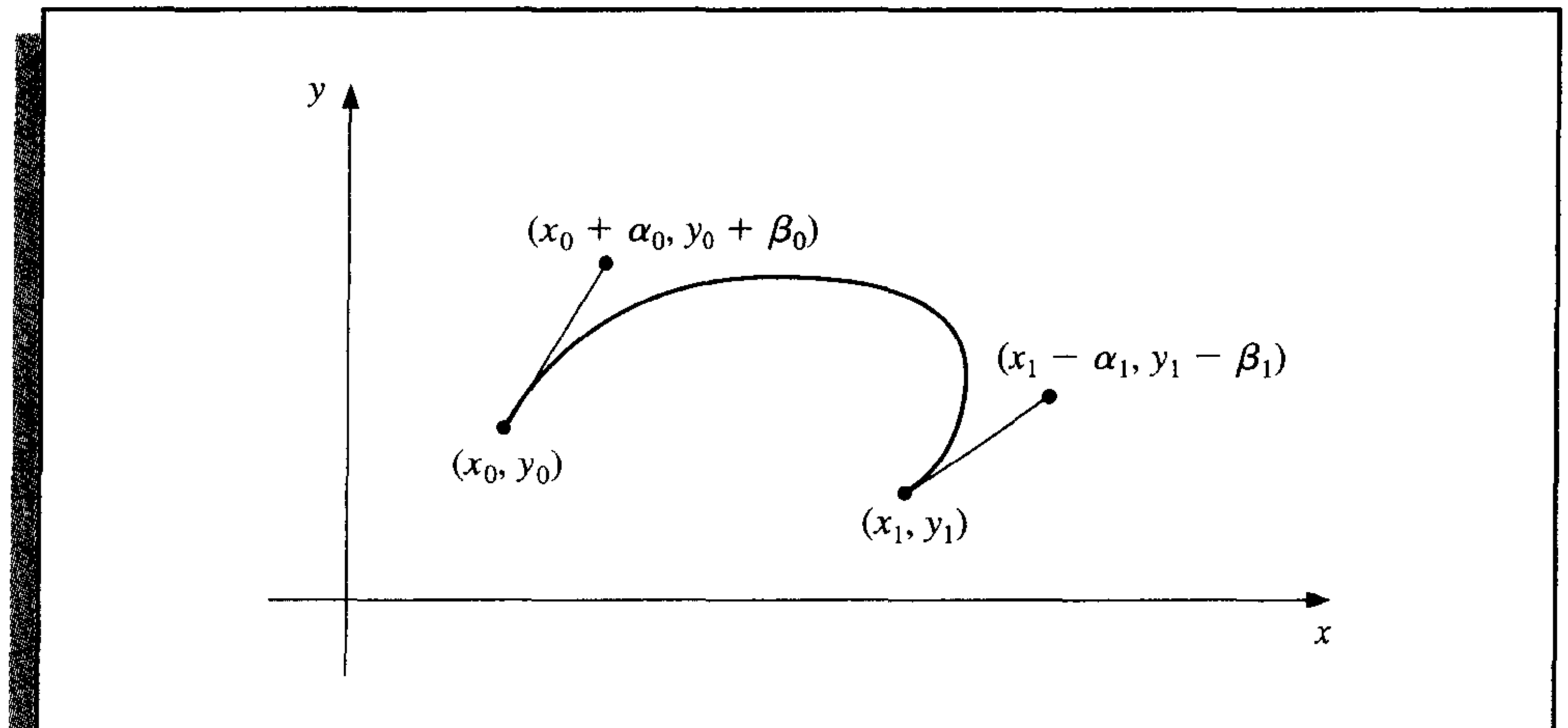
By multiplying $x'(0)$ and $y'(0)$ by a common scaling factor, the tangent line to the curve at $(x(0), y(0))$ remains the same, but the shape of the curve varies. The larger the scaling factor, the closer the curve comes to approximating the tangent line near $(x(0), y(0))$. A similar situation exists at the other endpoint $(x(1), y(1))$.

To further simplify the process in interactive computer graphics, the derivative at an endpoint is specified by using a second point, called a *guidepoint*, on the desired tangent line. The farther the guidepoint is from the node, the more closely the curve approximates the tangent line near the node.

In Figure 3.15, the nodes occur at (x_0, y_0) and (x_1, y_1) , the guidepoint for (x_0, y_0) is $(x_0 + \alpha_0, y_0 + \beta_0)$, and the guidepoint for (x_1, y_1) is $(x_1 - \alpha_1, y_1 - \beta_1)$. The cubic Hermite polynomial $x(t)$ on $[0, 1]$ satisfies

$$x(0) = x_0, \quad x(1) = x_1, \quad x'(0) = \alpha_0, \quad \text{and} \quad x'(1) = \alpha_1.$$

Figure 3.15



The unique cubic polynomial satisfying these conditions is

$$x(t) = [2(x_0 - x_1) + (\alpha_0 + \alpha_1)]t^3 + [3(x_1 - x_0) - (\alpha_1 + 2\alpha_0)]t^2 + \alpha_0 t + x_0. \quad (3.22)$$

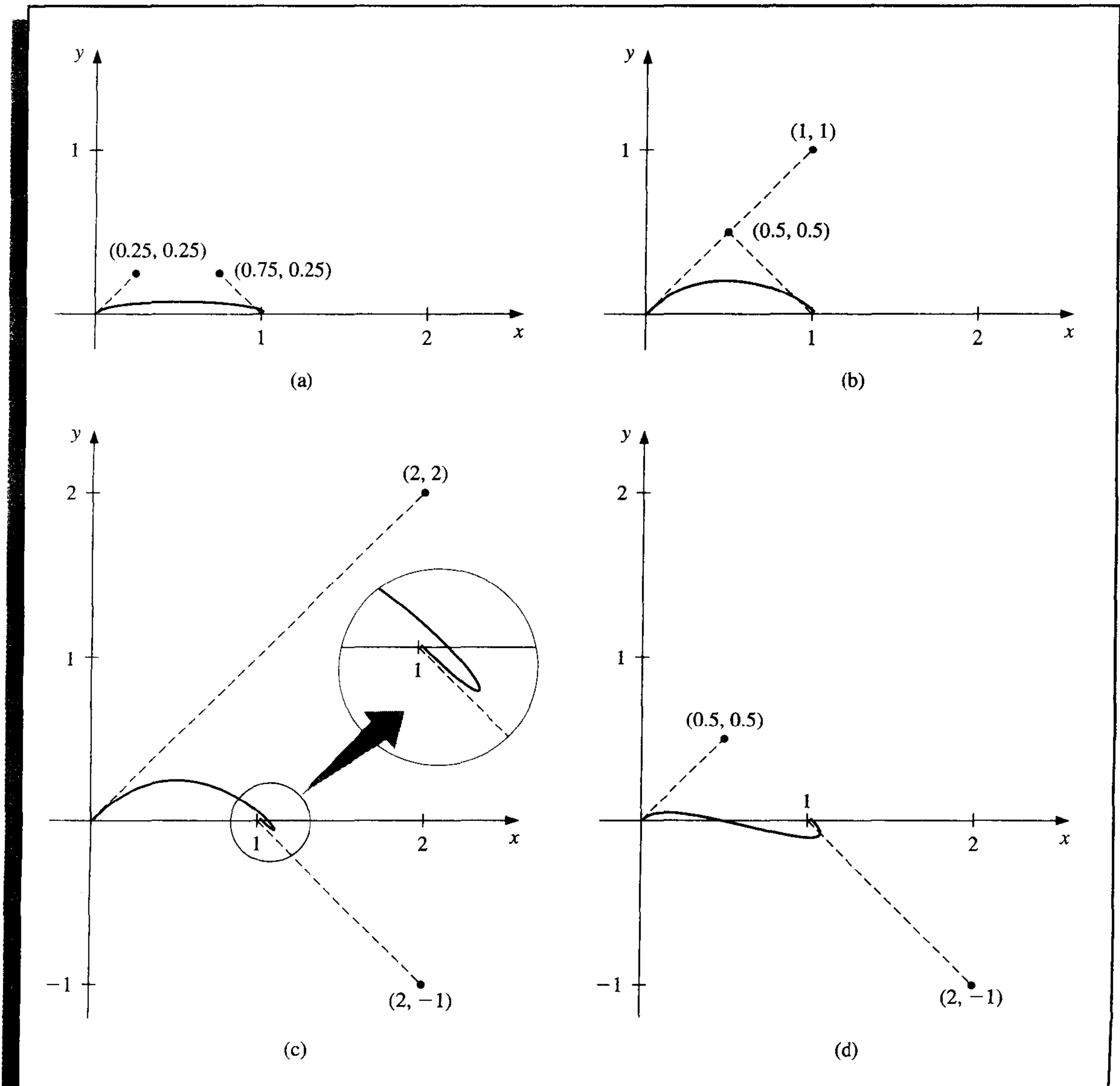
In a similar manner, the unique cubic polynomial satisfying

$$y(0) = y_0, \quad y(1) = y_1, \quad y'(0) = \beta_0, \quad \text{and} \quad y'(1) = \beta_1$$

is

$$y(t) = [2(y_0 - y_1) + (\beta_0 + \beta_1)]t^3 + [3(y_1 - y_0) - (\beta_1 + 2\beta_0)]t^2 + \beta_0 t + y_0. \quad (3.23)$$

Figure 3.16



EXAMPLE 2

The graphs in Figure 3.16 show some possibilities of the curves produced by Eqs. (3.22) and (3.23) when the nodes are $(0, 0)$ and $(1, 0)$ and the slopes at these nodes are 1 and -1 , respectively. The specification of the slope at the endpoints requires only that $\alpha_0 = \beta_0$ and $\alpha_1 = -\beta_1$, since the ratios α_0/β_0 and α_1/β_1 give the slopes at the left and right endpoints, respectively. ■

The standard procedure for determining curves in an interactive graphics mode is to first use a mouse or trackball to set the nodes and guidepoints to generate a first approximation to the curve. These can be set manually, but most graphics systems permit you to use your input device to draw the curve on the screen freehand and will select appropriate nodes and guidepoints for your freehand curve.

The nodes and guidepoints can then be manipulated into a position that produces an aesthetically pleasing curve. Since the computation is minimal, the curve can be determined so quickly that the resulting change is seen immediately. Moreover, all the data needed to compute the curves are imbedded in the coordinates of the nodes and guidepoints, so no analytical knowledge is required of the user of the system.

Popular graphics programs use this type of system for their freehand graphic representations in a slightly modified form. The Hermite cubics are described as Bézier polynomials, which incorporate a scaling factor of 3 when computing the derivatives at the endpoints. This modifies the parametric equations to

$$x(t) = [2(x_0 - x_1) + 3(\alpha_0 + \alpha_1)]t^3 + [3(x_1 - x_0) - 3(\alpha_1 + 2\alpha_0)]t^2 + 3\alpha_0 t + x_0, \quad (3.24)$$

and

$$y(t) = [2(y_0 - y_1) + 3(\beta_0 + \beta_1)]t^3 + [3(y_1 - y_0) - 3(\beta_1 + 2\beta_0)]t^2 + 3\beta_0 t + y_0, \quad (3.25)$$

for $0 \leq t \leq 1$, but this change is transparent to the user of the system.

Algorithm 3.6 constructs a set of Bézier curves based on the parametric equations in (3.24) and (3.25).

ALGORITHM**3.6****Bézier Curve**

To construct the cubic Bézier curves C_0, \dots, C_{n-1} in parametric form, where C_i is represented by

$$(x_i(t), y_i(t)) = (a_0^{(i)} + a_1^{(i)}t + a_2^{(i)}t^2 + a_3^{(i)}t^3, b_0^{(i)} + b_1^{(i)}t + b_2^{(i)}t^2 + b_3^{(i)}t^3),$$

for $0 \leq t \leq 1$, as determined by the left endpoint (x_i, y_i) , left guidepoint (x_i^+, y_i^+) , right endpoint (x_{i+1}, y_{i+1}) , and right guidepoint (x_{i+1}^-, y_{i+1}^-) for each $i = 0, 1, \dots, n-1$:

INPUT $n; (x_0, y_0), \dots, (x_n, y_n); (x_0^+, y_0^+), \dots, (x_{n-1}^+, y_{n-1}^+); (x_1^-, y_1^-), \dots, (x_n^-, y_n^-)$.

OUTPUT coefficients $\{a_0^{(i)}, a_1^{(i)}, a_2^{(i)}, a_3^{(i)}, b_0^{(i)}, b_1^{(i)}, b_2^{(i)}, b_3^{(i)}, \text{ for } 0 \leq i \leq n-1\}$.

Step 1 For each $i = 0, 1, \dots, n - 1$ do Steps 2 and 3.

Step 2 Set $a_0^{(i)} = x_i$;

$$b_0^{(i)} = y_i;$$

$$a_1^{(i)} = 3(x_i^+ - x_i);$$

$$b_1^{(i)} = 3(y_i^+ - y_i);$$

$$a_2^{(i)} = 3(x_i + x_{i+1}^- - 2x_i^+);$$

$$b_2^{(i)} = 3(y_i + y_{i+1}^- - 2y_i^+);$$

$$a_3^{(i)} = x_{i+1} - x_i + 3x_i^+ - 3x_{i+1}^-;$$

$$b_3^{(i)} = y_{i+1} - y_i + 3y_i^+ - 3y_{i+1}^-;$$

Step 3 OUTPUT $(a_0^{(i)}, a_1^{(i)}, a_2^{(i)}, a_3^{(i)}, b_0^{(i)}, b_1^{(i)}, b_2^{(i)}, b_3^{(i)})$.

Step 4 STOP. ■

Three-dimensional curves are generated in a similar manner by additionally specifying third components z_0 and z_1 for the nodes and $z_0 + \gamma_0$ and $z_1 - \gamma_1$ for the guidepoints. The more difficult problem involving the representation of three-dimensional curves concerns the loss of the third dimension when the curve is projected onto a two-dimensional computer screen. Various projection techniques are used, but this topic lies within the realm of computer graphics. For an introduction to this topic and ways that the technique can be modified for surface representations, see one of the many books on computer graphics methods, such as [Hill,F].

EXERCISE SET 3.5

- Let $(x_0, y_0) = (0, 0)$ and $(x_1, y_1) = (5, 2)$ be the endpoints of a curve. Use the given guidepoints to construct parametric cubic Hermite approximations $(x(t), y(t))$ to the curve, and graph the approximations.
 - $(1, 1)$ and $(6, 1)$
 - $(0.5, 0.5)$ and $(5.5, 1.5)$
 - $(1, 1)$ and $(6, 3)$
 - $(2, 2)$ and $(7, 0)$
- Repeat Exercise 1 using cubic Bézier polynomials.
- Construct and graph the cubic Bézier polynomials given the following points and guidepoints.
 - Point $(1, 1)$ with guidepoint $(1.5, 1.25)$ to point $(6, 2)$ with guidepoint $(7, 3)$
 - Point $(1, 1)$ with guidepoint $(1.25, 1.5)$ to point $(6, 2)$ with guidepoint $(5, 3)$
 - Point $(0, 0)$ with guidepoint $(0.5, 0.5)$ to point $(4, 6)$ with entering guidepoint $(3.5, 7)$ and exiting guidepoint $(4.5, 5)$ to point $(6, 1)$ with guidepoint $(7, 2)$
 - Point $(0, 0)$ with guidepoint $(0.5, 0.5)$ to point $(2, 1)$ with entering guidepoint $(3, 1)$ and exiting guidepoint $(3, 1)$ to point $(4, 0)$ with entering guidepoint $(5, 1)$ and exiting guidepoint $(3, -1)$ to point $(6, -1)$ with guidepoint $(6.5, -0.25)$

4. Use the data in the following table and Algorithm 3.6 to approximate the shape of the letter \mathcal{N} .

i	x_i	y_i	α_i	β_i	α'_i	β'_i
0	3	6	3.3	6.5		
1	2	2	2.8	3.0	2.5	2.5
2	6	6	5.8	5.0	5.0	5.8
3	5	2	5.5	2.2	4.5	2.5
4	6.5	3			6.4	2.8

5. Suppose a cubic Bézier polynomial is placed through (u_0, v_0) and (u_3, v_3) with guidepoints (u_1, v_1) and (u_2, v_2) , respectively.
- a. Derive the parametric equations for $u(t)$ and $v(t)$ assuming that

$$u(0) = u_0, \quad u(1) = u_3, \quad u'(0) = u_1 - u_0, \quad u'(1) = u_3 - u_2$$

and

$$v(0) = v_0, \quad v(1) = v_3, \quad v'(0) = v_1 - v_0, \quad v'(1) = v_3 - v_2.$$

- b. Let $f(\frac{1}{3}i) = u_i$, for $i = 0, 1, 2, 3$ and $g(\frac{1}{3}i) = v_i$, for $i = 0, 1, 2, 3$. Show that the Bernstein polynomial of degree 3 in t for f is $u(t)$ and the Bernstein polynomial of degree three in t for g is $v(t)$. (See Exercise 29 of Section 3.1.)

3.6 Survey of Methods and Software

In this chapter we have considered approximating a function using polynomials and piecewise polynomials. The function can be specified by a given defining equation or by providing points in the plane through which the graph of the function passes. A set of nodes x_0, x_1, \dots, x_n is given in each case, and more information, such as the value of various derivatives, may also be required. We need to find an approximating function that satisfies the conditions specified by these data.

The interpolating polynomial $P(x)$ is the polynomial of least degree that satisfies, for a function f ,

$$P(x_i) = f(x_i), \quad \text{for each } i = 0, 1, \dots, n.$$

Although this interpolating polynomial is unique, it can take many different forms. The Lagrange form is most often used for interpolating tables when n is small and for deriving formulas for approximating derivatives and integrals. Neville's method is used for evaluating several interpolating polynomials at the same value of x . Newton's forms of the polynomial are more appropriate for computation and are also used extensively for deriving formulas for solving differential equations. However, polynomial interpolation has the inherent weaknesses of oscillation, particularly if the number of nodes is large. In this case there are other methods that can be better applied.

The Hermite polynomials interpolate a function and its derivative at the nodes. They can be very accurate but require more information about the function being approximated. When there are a large number of nodes, the Hermite polynomials also exhibit oscillation weaknesses.

The most commonly used form of interpolation is piecewise-polynomial interpolation. If function and derivative values are available, piecewise cubic Hermite interpolation is recommended. This is the preferred method for interpolating values of a function that is the solution to a differential equation. When only the function values are available, free cubic spline interpolation can be used. This spline forces the second derivative of the spline to be zero at the endpoints. Other cubic splines require additional data. For example, the clamped cubic spline needs values of the derivative of the function at the endpoints of the interval.

Other methods of interpolation are commonly used. Trigonometric interpolation, in particular the Fast Fourier Transform discussed in Chapter 8, is used with large amounts of data when the function has a periodic nature. Interpolation by rational functions is also used. If the data are suspected to be inaccurate, smoothing techniques can be applied, and some form of least squares fit of data is recommended. Polynomials, trigonometric functions, rational functions, and splines can be used in least squares fitting of data. We consider these topics in Chapter 8.

Interpolation routines included in the IMSL Library are based on the book *A Practical Guide to Splines* by Carl de Boor [Deb] and use interpolation by cubic splines. The subroutine CSDEC is for interpolation by cubic splines with user-supplied end conditions, CSPER is for interpolation by cubic splines with periodic end conditions, and CSHER is for interpolation by quasi-Hermite piecewise polynomials. The subroutine CSDEC incorporates Algorithms 3.4 and 3.5. The subroutine CSINT uses the not-a-knot condition mentioned at the end of Section 3.4. There are also cubic splines to minimize oscillations and to preserve concavity. Methods for two-dimensional interpolation by bicubic splines are also included.

The NAG library <http://www.netlib.org> contains the subroutines EO1AEF for polynomial and Hermite interpolation, EO1BAF for cubic spline interpolation, and EO1BEF for piecewise cubic Hermite interpolation. The subroutine EO1ABF is used to interpolate data at equally spaced points. The routine EO1AAF is applied if the data are given at unequally spaced points. NAG also contains subroutines for interpolating functions of two variables.

The netlib library contains the subroutines cubspl.f under the package pppack to compute the cubic spline with various endpoint conditions. Under the package slatec, polint.f produces the Newton's divided difference coefficients for a discrete set of data points and under the package slatec/pchip are various routines for evaluating Hermite piecewise polynomials.

The MATLAB function INTERP1 can be used to interpolate a discrete set of data points, using either nearest neighbor interpolation, linear interpolation, cubic spline interpolation, or cubic interpolation. INTERP1 outputs the polynomial evaluated at a discrete set of points. POLYFIT, based on a least squares approximation (see Section 8.1), can be used to find an interpolating function of degree at most n that passes through $n + 1$ specified points. Cubic splines can be produced with the function SPLINE.

Maple is used to construct an interpolating polynomial using the command

```
>interp(X,Y,x);
```

where X is the list $[x[0], x[1], \dots, x[n]]$, Y is the list $[f(x[0]), f(x[1]), \dots, f(x[n])]$, and x is the variable to be used.

The natural cubic spline can also be constructed with Maple. First enter

```
>readlib(spline);
```

to make the package available. With X and Y as in the preceding paragraph the command

```
>spline(X,Y,x,3);
```


constructs the natural cubic spline interpolating $X = [x[0], \dots, x[n]]$ and $Y = [y[0], \dots, y[n]]$, where x is the variable and 3 refers to the degree of the cubic spline. Linear and quadratic splines can also be created.

General references to the methods in this chapter are the books by Powell [Po] and by Davis [Da]. The seminal paper on splines is due to Schoenberg [Scho]. Important books on splines are by Schultz [Schul], De Boor [Deb], Diercx [Di], and Schumaker [Schum].

Numerical Differentiation and Integration

■ ■ ■

A sheet of corrugated roofing is constructed by pressing a flat sheet of aluminum into one whose cross section has the form of a sine wave.



A corrugated sheet 4 ft long is needed, the height of each wave is 1 in. from the center line, and each wave has a period of approximately 2π in. The problem of finding the length of the initial flat sheet is one of determining the length of the curve given by $f(x) = \sin x$ from $x = 0$ in. to $x = 48$ in. From calculus we know that this length is

$$L = \int_0^{48} \sqrt{1 + (f'(x))^2} dx = \int_0^{48} \sqrt{1 + (\cos x)^2} dx,$$

so the problem reduces to evaluating this integral. Although the sine function is one of the most common mathematical functions, the calculation of its length involves an elliptic integral of the second kind, which cannot be evaluated by ordinary methods. Methods are developed in this chapter to approximate the solution to problems of this type. This particular problem is considered in Exercise 21 of Section 4.4 and Exercise 10 of Section 4.5.

We mentioned in the introduction to Chapter 3 that one reason for using algebraic polynomials to approximate an arbitrary set of data is

that, given any continuous function defined on a closed interval, there exists a polynomial that is arbitrarily close to the function at every point in the interval. Also, the derivatives and integrals of polynomials are easily obtained and evaluated. It should not be surprising, then, that most procedures for approximating integrals and derivatives use the polynomials that approximate the function.

4.1 Numerical Differentiation

The derivative of the function f at x_0 is

$$f'(x_0) = \lim_{h \rightarrow 0} \frac{f(x_0 + h) - f(x_0)}{h}.$$

This formula gives an obvious way to generate an approximation to $f'(x)$: simply compute

$$\frac{f(x_0 + h) - f(x_0)}{h}$$

for small values of h . Although this may be obvious, it is not very successful, due to our old nemesis, roundoff error. But it is certainly the place to start.

To approximate $f'(x_0)$, suppose first that $x_0 \in (a, b)$, where $f \in C^2[a, b]$, and that $x_1 = x_0 + h$ for some $h \neq 0$ that is sufficiently small to ensure that $x_1 \in [a, b]$. We construct the first Lagrange polynomial $P_{0,1}(x)$ for f determined by x_0 and x_1 , with its error term:

$$\begin{aligned} f(x) &= P_{0,1}(x) + \frac{(x - x_0)(x - x_1)}{2!} f''(\xi(x)) \\ &= \frac{f(x_0)(x - x_0 - h)}{-h} + \frac{f(x_0 + h)(x - x_0)}{h} + \frac{(x - x_0)(x - x_0 - h)}{2} f''(\xi(x)), \end{aligned}$$

for some $\xi(x)$ in $[a, b]$. Differentiating gives

$$\begin{aligned} f'(x) &= \frac{f(x_0 + h) - f(x_0)}{h} + D_x \left[\frac{(x - x_0)(x - x_0 - h)}{2} f''(\xi(x)) \right] \\ &= \frac{f(x_0 + h) - f(x_0)}{h} + \frac{2(x - x_0) - h}{2} f''(\xi(x)) \\ &\quad + \frac{(x - x_0)(x - x_0 - h)}{2} D_x(f''(\xi(x))), \end{aligned}$$

so

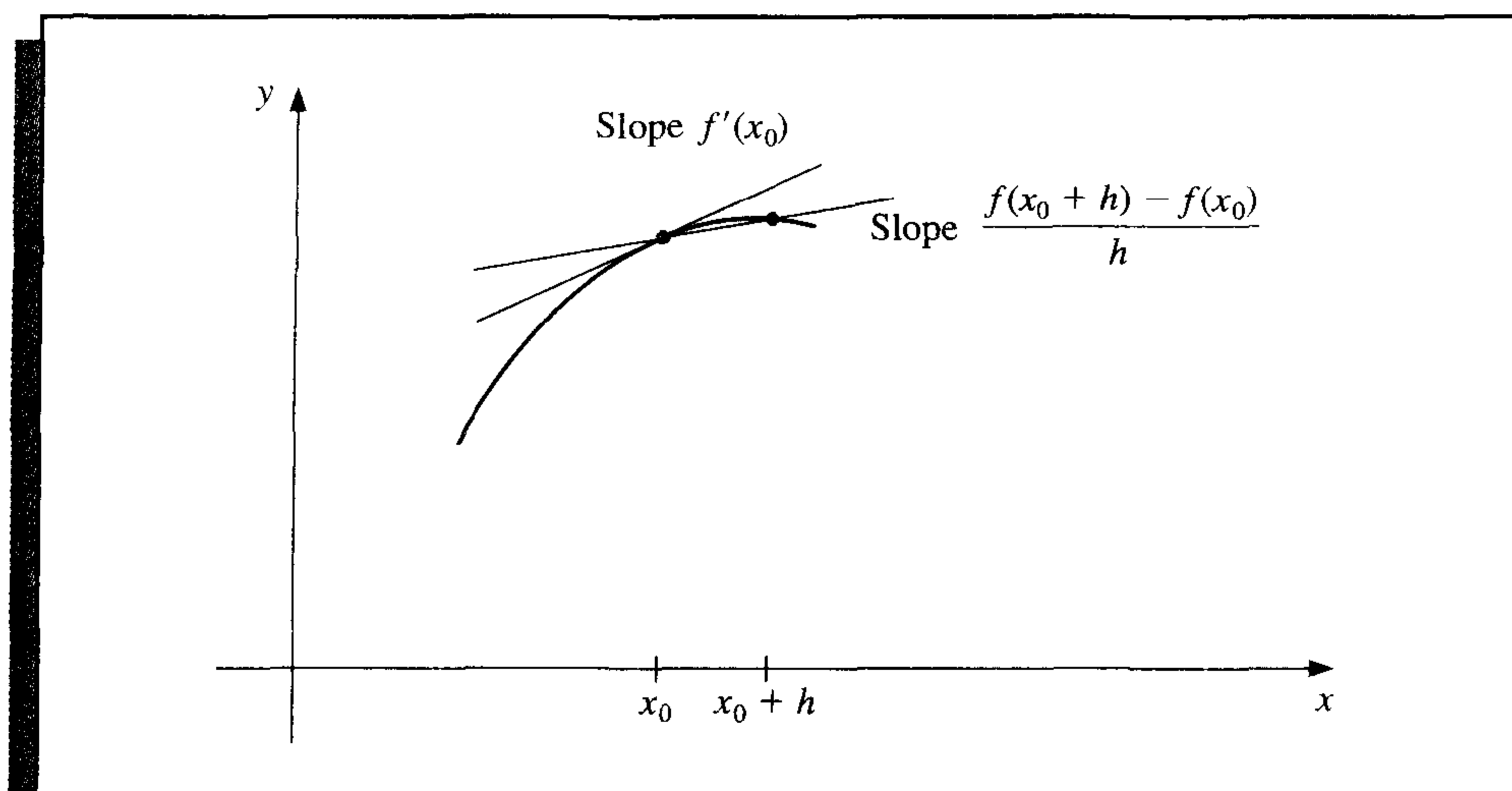
$$f'(x) \approx \frac{f(x_0 + h) - f(x_0)}{h}.$$

One difficulty with this formula is that we have no information about $D_x f''(\xi(x))$, so the truncation error cannot be estimated. When x is x_0 , however, the coefficient of $D_x f''(\xi(x))$ is 0, and the formula simplifies to

$$f'(x_0) = \frac{f(x_0 + h) - f(x_0)}{h} - \frac{h}{2} f''(\xi). \quad (4.1)$$

For small values of h , the difference quotient $[f(x_0 + h) - f(x_0)]/h$ can be used to approximate $f'(x_0)$ with an error bounded by $M|h|/2$, where M is a bound on $|f''(x)|$ for $x \in [a, b]$. This formula is known as the **forward-difference formula** if $h > 0$ (see Figure 4.1) and the **backward-difference formula** if $h < 0$.

Figure 4.1



EXAMPLE 1 Let $f(x) = \ln x$ and $x_0 = 1.8$. The forward-difference formula

$$\frac{f(1.8 + h) - f(1.8)}{h}$$

is used to approximate $f'(1.8)$ with error

$$\frac{|hf''(\xi)|}{2} = \frac{|h|}{2\xi^2} \leq \frac{|h|}{2(1.8)^2}, \quad \text{where } 1.8 < \xi < 1.8 + h.$$

The results in Table 4.1 are produced when $h = 0.1, 0.01, \text{ and } 0.001$.

Table 4.1

h	$f(1.8 + h)$	$\frac{f(1.8 + h) - f(1.8)}{h}$	$\frac{ h }{2(1.8)^2}$
0.1	0.64185389	0.5406722	0.0154321
0.01	0.59332685	0.5540180	0.0015432
0.001	0.58834207	0.5554013	0.0001543

Since $f'(x) = 1/x$, the exact value of $f'(1.8)$ is $0.55\bar{5}$, and the error bounds are quite close to the true approximation error. ■

To obtain general derivative approximation formulas, suppose that $\{x_0, x_1, \dots, x_n\}$ are $(n + 1)$ distinct numbers in some interval I and that $f \in C^{n+1}(I)$. From Theorem 3.3,

$$f(x) = \sum_{k=0}^n f(x_k)L_k(x) + \frac{(x - x_0) \cdots (x - x_n)}{(n + 1)!} f^{(n+1)}(\xi(x)),$$

for some $\xi(x)$ in I , where $L_k(x)$ denotes the k th Lagrange coefficient polynomial for f at x_0, x_1, \dots, x_n . Differentiating this expression gives

$$\begin{aligned} f'(x) &= \sum_{k=0}^n f(x_k)L'_k(x) + D_x \left[\frac{(x - x_0) \cdots (x - x_n)}{(n + 1)!} \right] f^{(n+1)}(\xi(x)) \\ &\quad + \frac{(x - x_0) \cdots (x - x_n)}{(n + 1)!} D_x[f^{(n+1)}(\xi(x))]. \end{aligned}$$

Again, we have a problem estimating the truncation error unless x is one of the numbers x_j . In this case, the term multiplying $D_x[f^{(n+1)}(\xi(x))]$ is 0, and the formula becomes

$$f'(x_j) = \sum_{k=0}^n f(x_k)L'_k(x_j) + \frac{f^{(n+1)}(\xi(x_j))}{(n + 1)!} \prod_{\substack{k=0 \\ k \neq j}}^n (x_j - x_k), \quad (4.2)$$

which is called an **$(n + 1)$ -point formula** to approximate $f'(x_j)$.

In general, using more evaluation points in Eq. (4.2) produces greater accuracy, although the number of functional evaluations and growth of roundoff error discourages this somewhat. The most common formulas are those involving three and five evaluation points.

We first derive some useful three-point formulas and consider aspects of their errors. Since

$$L_0(x) = \frac{(x - x_1)(x - x_2)}{(x_0 - x_1)(x_0 - x_2)}, \quad \text{we have} \quad L'_0(x) = \frac{2x - x_1 - x_2}{(x_0 - x_1)(x_0 - x_2)}.$$

Similarly,

$$L'_1(x) = \frac{2x - x_0 - x_2}{(x_1 - x_0)(x_1 - x_2)} \quad \text{and} \quad L'_2(x) = \frac{2x - x_0 - x_1}{(x_2 - x_0)(x_2 - x_1)}.$$

Hence, from Eq. (4.2),

$$\begin{aligned} f'(x_j) &= f(x_0) \left[\frac{2x_j - x_1 - x_2}{(x_0 - x_1)(x_0 - x_2)} \right] + f(x_1) \left[\frac{2x_j - x_0 - x_2}{(x_1 - x_0)(x_1 - x_2)} \right] \\ &\quad + f(x_2) \left[\frac{2x_j - x_0 - x_1}{(x_2 - x_0)(x_2 - x_1)} \right] + \frac{1}{6} f^{(3)}(\xi_j) \prod_{\substack{k=0 \\ k \neq j}}^2 (x_j - x_k), \end{aligned} \quad (4.3)$$

for each $j = 0, 1, 2$, where the notation ξ_j indicates that this point depends on x_j .

The three formulas from Eq. (4.3) become especially useful if the nodes are equally spaced, that is, when

$$x_1 = x_0 + h \quad \text{and} \quad x_2 = x_0 + 2h, \quad \text{for some } h \neq 0.$$

We will assume equally spaced nodes throughout the remainder of this section.

Using Eq. (4.3) with $x_j = x_0$, $x_1 = x_0 + h$, and $x_2 = x_0 + 2h$ gives

$$f'(x_0) = \frac{1}{h} \left[-\frac{3}{2}f(x_0) + 2f(x_1) - \frac{1}{2}f(x_2) \right] + \frac{h^2}{3} f^{(3)}(\xi_0).$$

Doing the same for $x_j = x_1$ gives

$$f'(x_1) = \frac{1}{h} \left[-\frac{1}{2}f(x_0) + \frac{1}{2}f(x_2) \right] - \frac{h^2}{6} f^{(3)}(\xi_1),$$

and for $x_j = x_2$,

$$f'(x_2) = \frac{1}{h} \left[\frac{1}{2}f(x_0) - 2f(x_1) + \frac{3}{2}f(x_2) \right] + \frac{h^2}{3} f^{(3)}(\xi_2).$$

Since $x_1 = x_0 + h$ and $x_2 = x_0 + 2h$, these formulas can also be expressed as

$$f'(x_0) = \frac{1}{h} \left[-\frac{3}{2}f(x_0) + 2f(x_0 + h) - \frac{1}{2}f(x_0 + 2h) \right] + \frac{h^2}{3} f^{(3)}(\xi_0),$$

$$f'(x_0 + h) = \frac{1}{h} \left[-\frac{1}{2}f(x_0) + \frac{1}{2}f(x_0 + 2h) \right] - \frac{h^2}{6} f^{(3)}(\xi_1), \quad \text{and}$$

$$f'(x_0 + 2h) = \frac{1}{h} \left[\frac{1}{2}f(x_0) - 2f(x_0 + h) + \frac{3}{2}f(x_0 + 2h) \right] + \frac{h^2}{3} f^{(3)}(\xi_2).$$

As a matter of convenience, the variable substitution x_0 for $x_0 + h$ is used in the middle equation to change this formula to an approximation for $f'(x_0)$. A similar change, x_0 for $x_0 + 2h$, is used in the last equation. This gives three formulas for approximating $f'(x_0)$:

$$f'(x_0) = \frac{1}{2h} [-3f(x_0) + 4f(x_0 + h) - f(x_0 + 2h)] + \frac{h^2}{3} f^{(3)}(\xi_0),$$

$$f'(x_0) = \frac{1}{2h} [-f(x_0 - h) + f(x_0 + h)] - \frac{h^2}{6} f^{(3)}(\xi_1), \quad \text{and}$$

$$f'(x_0) = \frac{1}{2h} [f(x_0 - 2h) - 4f(x_0 - h) + 3f(x_0)] + \frac{h^2}{3} f^{(3)}(\xi_2).$$

Finally, note that since the last of these equations can be obtained from the first by simply replacing h with $-h$, there are actually only two formulas:

$$f'(x_0) = \frac{1}{2h} [-3f(x_0) + 4f(x_0 + h) - f(x_0 + 2h)] + \frac{h^2}{3} f^{(3)}(\xi_0), \quad (4.4)$$

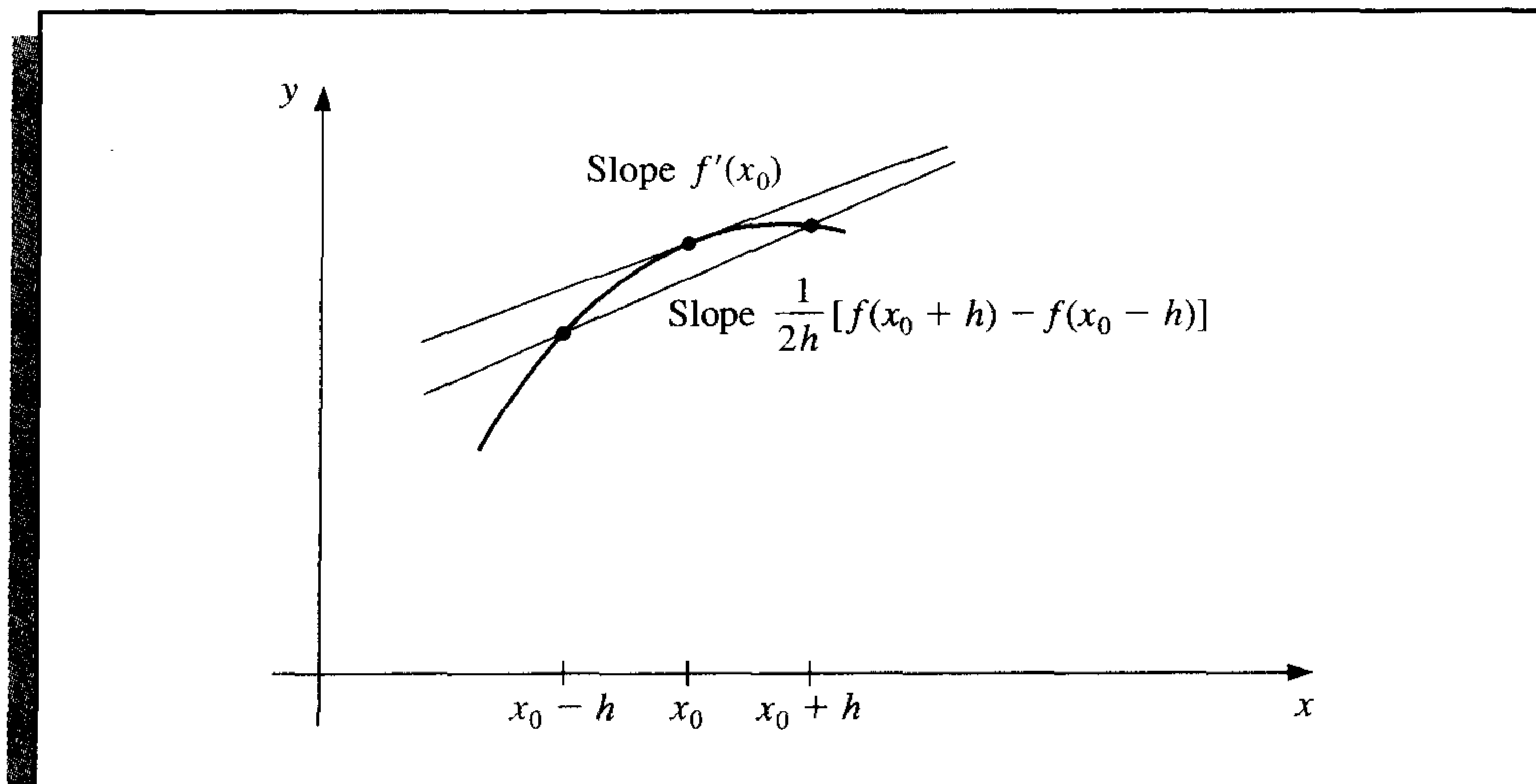
where ξ_0 lies between x_0 and $x_0 + 2h$, and

$$f'(x_0) = \frac{1}{2h} [f(x_0 + h) - f(x_0 - h)] - \frac{h^2}{6} f^{(3)}(\xi_1), \quad (4.5)$$

where ξ_1 lies between $(x_0 - h)$ and $(x_0 + h)$.

Although the errors in both (4.4) and (4.5) are $O(h^2)$, the error in Eq. (4.5) is approximately half the error in Eq. (4.4). This is because Eq. (4.5) uses data on both sides of x_0 and Eq. (4.4) uses data on only one side. Note also that f needs to be evaluated at only two points in Eq. (4.5), whereas in Eq. (4.4) three evaluations are needed. Figure 4.2 gives an illustration of the approximation produced from Eq. (4.5). The approximation in Eq. (4.4) is useful near the ends of an interval, since information about f outside the interval may not be available.

Figure 4.2



The methods presented in Eqs. (4.4) and (4.5) are called **three-point formulas** (even though the third point $f(x_0)$ does not appear in Eq. (4.5)). Similarly, there are **five-point formulas** that involve evaluating the function at two more points, whose error term is $O(h^4)$. One is

$$f'(x_0) = \frac{1}{12h} [f(x_0 - 2h) - 8f(x_0 - h) + 8f(x_0 + h) - f(x_0 + 2h)] + \frac{h^4}{30} f^{(5)}(\xi), \quad (4.6)$$

where ξ lies between $x_0 - 2h$ and $x_0 + 2h$, whose derivation is considered in Section 4.2. The other five-point formula is useful for end-point approximations, particularly with regard to the clamped cubic spline interpolation of Section 3.4. It is

$$f'(x_0) = \frac{1}{12h} [-25f(x_0) + 48f(x_0 + h) - 36f(x_0 + 2h) + 16f(x_0 + 3h) - 3f(x_0 + 4h)] + \frac{h^4}{5} f^{(5)}(\xi), \quad (4.7)$$

where ξ lies between x_0 and $x_0 + 4h$. Left-endpoint approximations are found using this formula with $h > 0$ and right-endpoint approximations with $h < 0$.

EXAMPLE 2 Values for $f(x) = xe^x$ are given in Table 4.2.

Table 4.2

x	$f(x)$
1.8	10.889365
1.9	12.703199
2.0	14.778112
2.1	17.148957
2.2	19.855030

Since $f'(x) = (x + 1)e^x$, we have $f'(2.0) = 22.167168$. Approximating $f'(2.0)$ using the various three- and five-point formulas produces the following results.

Three-Point Formulas

$$\text{Using (4.4) with } h = 0.1 : \frac{1}{0.2}[-3f(2.0) + 4f(2.1) - f(2.2)] = 22.032310,$$

$$\text{Using (4.4) with } h = -0.1 : \frac{1}{-0.2}[-3f(2.0) + 4f(1.9) - f(1.8)] = 22.054525,$$

$$\text{Using (4.5) with } h = 0.1 : \frac{1}{0.2}[f(2.1) - f(1.9)] = 22.228790,$$

$$\text{Using (4.5) with } h = 0.2 : \frac{1}{0.4}[f(2.2) - f(1.8)] = 22.414163.$$

The errors in the formulas are approximately

$$1.35 \times 10^{-1}, \quad 1.13 \times 10^{-1}, \quad -6.16 \times 10^{-2}, \quad \text{and} \quad -2.47 \times 10^{-1},$$

respectively.

Five-Point Formula

Using (4.6) with $h = 0.1$ (the only five-point formula applicable):

$$\frac{1}{1.2}[f(1.8) - 8f(1.9) + 8f(2.1) - f(2.2)] = 22.166996.$$

The error in this formula is approximately

$$1.69 \times 10^{-4}.$$

The five-point formula is clearly superior. Note also that the error from Eq. (4.5) with $h = 0.1$ is approximately half of the magnitude of the error produced using Eq. (4.4) with either $h = 0.1$ or $h = -0.1$. ■

Methods can also be derived to find approximations to higher derivatives of a function using only tabulated values of the function at various points. The derivation is algebraically tedious, however, so only a representative procedure will be presented.

Expand a function f in a third Taylor polynomial about a point x_0 and evaluate at $x_0 + h$ and $x_0 - h$. Then

$$f(x_0 + h) = f(x_0) + f'(x_0)h + \frac{1}{2}f''(x_0)h^2 + \frac{1}{6}f'''(x_0)h^3 + \frac{1}{24}f^{(4)}(\xi_1)h^4$$

and

$$f(x_0 - h) = f(x_0) - f'(x_0)h + \frac{1}{2}f''(x_0)h^2 - \frac{1}{6}f'''(x_0)h^3 + \frac{1}{24}f^{(4)}(\xi_{-1})h^4,$$

where $x_0 - h < \xi_{-1} < x_0 < \xi_1 < x_0 + h$.

If we add these equations, the term involving $f'(x_0)$ cancels and we obtain

$$f(x_0 + h) + f(x_0 - h) = 2f(x_0) + f''(x_0)h^2 + \frac{1}{24}[f^{(4)}(\xi_1) + f^{(4)}(\xi_{-1})]h^4.$$

Solving this equation for $f''(x_0)$ gives

$$f''(x_0) = \frac{1}{h^2}[f(x_0 - h) - 2f(x_0) + f(x_0 + h)] - \frac{h^2}{24}[f^{(4)}(\xi_1) + f^{(4)}(\xi_{-1})]. \quad (4.8)$$

Suppose $f^{(4)}$ is continuous on $[x_0 - h, x_0 + h]$. Since $\frac{1}{2}[f^{(4)}(\xi_1) + f^{(4)}(\xi_{-1})]$ is between $f^{(4)}(\xi_1)$ and $f^{(4)}(\xi_{-1})$, the Intermediate Value Theorem implies that a number ξ exists between ξ_1 and ξ_{-1} , and hence in $(x_0 - h, x_0 + h)$, with

$$f^{(4)}(\xi) = \frac{1}{2}[f^{(4)}(\xi_1) + f^{(4)}(\xi_{-1})].$$

This permits us to rewrite Eq. (4.8) as

$$f''(x_0) = \frac{1}{h^2}[f(x_0 - h) - 2f(x_0) + f(x_0 + h)] - \frac{h^2}{12}f^{(4)}(\xi), \quad (4.9)$$

for some ξ , where $x_0 - h < \xi < x_0 + h$.

EXAMPLE 3

For the data given in Example 2, for $f(x) = xe^x$, we can use Eq. (4.9) to approximate $f''(2.0)$. Since $f''(x) = (x + 2)e^x$, the exact value is $f''(2.0) = 29.556224$. Using (4.9) with $h = 0.1$ gives

$$f''(2.0) \approx \frac{1}{0.01}[f(1.9) - 2f(2.0) + f(2.1)] = 29.593200,$$

and using (4.9) with $h = 0.2$ gives

$$f''(2.0) \approx \frac{1}{0.04}[f(1.8) - 2f(2.0) + f(2.2)] = 29.704275.$$

The errors are approximately -3.70×10^{-2} and -1.48×10^{-1} , respectively. ■

A particularly important subject in the study of numerical differentiation is the effect roundoff error plays in the approximation. Let us examine Eq. (4.5),

$$f'(x_0) = \frac{1}{2h}[f(x_0 + h) - f(x_0 - h)] - \frac{h^2}{6}f^{(3)}(\xi_1),$$

more closely. Suppose that in evaluating $f(x_0 + h)$ and $f(x_0 - h)$ we encounter roundoff errors $e(x_0 + h)$ and $e(x_0 - h)$. Then our computed values $\tilde{f}(x_0 + h)$ and $\tilde{f}(x_0 - h)$ are

related to the true values $f(x_0 + h)$ and $f(x_0 - h)$ by the formulas

$$f(x_0 + h) = \tilde{f}(x_0 + h) + e(x_0 + h)$$

and

$$f(x_0 - h) = \tilde{f}(x_0 - h) + e(x_0 - h).$$

The total error in the approximation,

$$f'(x_0) - \frac{\tilde{f}(x_0 + h) - \tilde{f}(x_0 - h)}{2h} = \frac{e(x_0 + h) - e(x_0 - h)}{2h} - \frac{h^2}{6} f^{(3)}(\xi_1),$$

is due in part to roundoff error and in part to truncation error. If we assume that the roundoff errors $e(x_0 \pm h)$ are bounded by some number $\varepsilon > 0$ and that the third derivative of f is bounded by a number $M > 0$, then

$$\left| f'(x_0) - \frac{\tilde{f}(x_0 + h) - \tilde{f}(x_0 - h)}{2h} \right| \leq \frac{\varepsilon}{h} + \frac{h^2}{6} M.$$

To reduce the truncation error, $h^2 M/6$, we must reduce h . But as h is reduced, the roundoff error ε/h grows. In practice, then, it is seldom advantageous to let h be too small since the roundoff error will dominate the calculations.

EXAMPLE 4 Consider using the values in Table 4.3 to approximate $f'(0.900)$, where $f(x) = \sin x$. The true value is $\cos 0.900 = 0.62161$.

Table 4.3

x	$\sin x$	x	$\sin x$
0.800	0.71736	0.901	0.78395
0.850	0.75128	0.902	0.78457
0.880	0.77074	0.905	0.78643
0.890	0.77707	0.910	0.78950
0.895	0.78021	0.920	0.79560
0.898	0.78208	0.950	0.81342
0.899	0.78270	1.000	0.84147

Using the formula

$$f'(0.900) \approx \frac{f(0.900 + h) - f(0.900 - h)}{2h},$$

with different values of h , gives the approximations in Table 4.4.

The optimal choice for h appears to lie between 0.005 and 0.05. If we perform some analysis on the error term,

$$e(h) = \frac{\varepsilon}{h} + \frac{h^2}{6} M,$$

Table 4.4

h	Approximation to $f'(0.900)$	Error
0.001	0.62500	0.00339
0.002	0.62250	0.00089
0.005	0.62200	0.00039
0.010	0.62150	-0.00011
0.020	0.62150	-0.00011
0.050	0.62140	-0.00021
0.100	0.62055	-0.00106

we can use calculus to verify (see Exercise 23) that a minimum for e occurs at $h = \sqrt[3]{3\varepsilon/M}$, where

$$M = \max_{x \in [0.800, 1.00]} |f'''(x)| = \max_{x \in [0.800, 1.00]} |\cos x| = \cos 0.8 \approx 0.69671.$$

Since values of f are given to five decimal places, it is reasonable to assume that the round-off error is bounded by $\varepsilon = 0.000005$. Therefore, the optimal choice of h is approximately

$$h = \sqrt[3]{\frac{3(0.000005)}{0.69671}} \approx 0.028,$$

which is consistent with the results in Table 4.4.

In practice, we cannot compute an optimal h to use in approximating the derivative, since we have no knowledge of the third derivative of the function. But we must remain aware that reducing the step size will not always improve the approximation. ■

We have considered only the roundoff-error problems that are presented by the three-point formula Eq. (4.5), but similar difficulties occur with all the differentiation formulas. The reason can be traced to the need to divide by a power of h . As we found in Section 1.2 (see, in particular, Example 3), division by small numbers tends to exaggerate roundoff error and this operation should be avoided if possible. In the case of numerical differentiation, it is impossible to avoid the problem entirely, although the higher-order methods reduce the difficulty.

Keep in mind that as an approximation method, numerical differentiation is *unstable*, since the small values of h needed to reduce truncation error also cause the roundoff error to grow. This is the first class of unstable methods we have encountered, and these techniques would be avoided if it were possible. However, in addition to being used for computational purposes, the formulas are needed for approximating the solutions of ordinary and partial-differential equations.

EXERCISE SET 4.1

1. Use the forward-difference formulas and backward-difference formulas to determine each missing entry in the following tables.

a.	x	$f(x)$	$f'(x)$
	0.5	0.4794	
	0.6	0.5646	
	0.7	0.6442	

b.	x	$f(x)$	$f'(x)$
	0.0	0.00000	
	0.2	0.74140	
	0.4	1.3718	

2. The data in Exercise 1 were taken from the following functions. Compute the actual errors in Exercise 1, and find error bounds using the error formulas.

a. $f(x) = \sin x$

b. $f(x) = e^x - 2x^2 + 3x - 1$

3. Use the most accurate three-point formula to determine each missing entry in the following tables.

a.	x	$f(x)$	$f'(x)$
	1.1	9.025013	
	1.2	11.02318	
	1.3	13.46374	
	1.4	16.44465	

b.	x	$f(x)$	$f'(x)$
	8.1	16.94410	
	8.3	17.56492	
	8.5	18.19056	
	8.7	18.82091	

c.	x	$f(x)$	$f'(x)$
	2.9	-4.827866	
	3.0	-4.240058	
	3.1	-3.496909	
	3.2	-2.596792	

d.	x	$f(x)$	$f'(x)$
	2.0	3.6887983	
	2.1	3.6905701	
	2.2	3.6688192	
	2.3	3.6245909	

4. The data in Exercise 3 were taken from the following functions. Compute the actual errors in Exercise 3, and find error bounds using the error formulas.

a. $f(x) = e^{2x}$

b. $f(x) = x \ln x$

c. $f(x) = x \cos x - x^2 \sin x$

d. $f(x) = 2(\ln x)^2 + 3 \sin x$

5. Use the formulas given in this section to determine, as accurately as possible, approximations for each missing entry in the following tables.

a.	x	$f(x)$	$f'(x)$
	2.1	-1.709847	
	2.2	-1.373823	
	2.3	-1.119214	
	2.4	-0.9160143	
	2.5	-0.7470223	
	2.6	-0.6015966	

b.	x	$f(x)$	$f'(x)$
	-3.0	9.367879	
	-2.8	8.233241	
	-2.6	7.180350	
	-2.4	6.209329	
	-2.2	5.320305	
	-2.0	4.513417	

6. The data in Exercise 5 were taken from the following functions. Compute the actual errors in Exercise 5, and find error bounds using the error formulas and Maple.

a. $f(x) = \tan x$

b. $f(x) = e^{x/3} + x^2$

7. Use the following data and the knowledge that the first five derivatives of f are bounded on $[1, 5]$ by 2, 3, 6, 12 and 23, respectively, to approximate $f'(3)$ as accurately as possible. Find a bound for the error.

x	1	2	3	4	5
$f(x)$	2.4142	2.6734	2.8974	3.0976	3.2804

8. Repeat Exercise 7, assuming instead that the third derivative of f is bounded on $[1, 5]$ by 4.

9. Repeat Exercise 1 using four-digit rounding arithmetic, and compare the errors to those in Exercise 2.
10. Repeat Exercise 3 using four-digit chopping arithmetic, and compare the errors to those in Exercise 4.
11. Repeat Exercise 5 using four-digit rounding arithmetic, and compare the errors to those in Exercise 6.
12. Consider the following table of data:

x	0.2	0.4	0.6	0.8	1.0
$f(x)$	0.9798652	0.9177710	0.808038	0.6386093	0.3843735

- a. Use all the appropriate formulas given in this section to approximate $f'(0.4)$ and $f''(0.4)$.
- b. Use all the appropriate formulas given in this section to approximate $f'(0.6)$ and $f''(0.6)$.
13. Let $f(x) = \cos \pi x$. Use Eq. (4.9) and the values of $f(x)$ at $x = 0.25, 0.5$, and 0.75 to approximate $f''(0.5)$. Compare this result to the exact value and to the approximation found in Exercise 11 of Section 3.4. Explain why this method is particularly accurate for this problem, and find a bound for the error.
14. Let $f(x) = 3xe^x - \cos x$. Use the following data and Eq. (4.9) to approximate $f''(1.3)$ with $h = 0.1$ and with $h = 0.01$.

x	1.20	1.29	1.30	1.31	1.40
$f(x)$	11.59006	13.78176	14.04276	14.30741	16.86187

Compare your results to $f''(1.3)$.

15. Consider the following table of data:

x	0.2	0.4	0.6	0.8	1.0
$f(x)$	0.9798652	0.9177710	0.8080348	0.6386093	0.3843735

- a. Use Eq. (4.7) to approximate $f'(0.2)$.
- b. Use Eq. (4.7) to approximate $f'(1.0)$.
- c. Use Eq. (4.6) to approximate $f'(0.6)$.
16. Derive an $O(h^4)$ five-point formula to approximate $f'(x_0)$ that uses $f(x_0 - h)$, $f(x_0)$, $f(x_0 + h)$, $f(x_0 + 2h)$, and $f(x_0 + 3h)$. [Hint: Consider the expression $Af(x_0 - h) + Bf(x_0 + h) + Cf(x_0 + 2h) + Df(x_0 + 3h)$. Expand in fourth Taylor polynomials, and choose A , B , C , and D appropriately.]
17. Use the formula derived in Exercise 16 and the data of Exercise 15 to approximate $f'(0.4)$ and $f'(0.8)$.
18. a. Analyze the roundoff errors, as in Example 4, for the formula

$$f'(x_0) = \frac{f(x_0 + h) - f(x_0)}{h} - \frac{h}{2} f''(\xi_0).$$

- b. Find an optimal $h > 0$ for the function given in Example 2.
19. In Exercise 7 of Section 3.3 data were given describing a car traveling on a straight road. That problem asked to predict the position and speed of the car when $t = 10$ s. Use the following times and positions to predict the speed at each time listed.

Time	0	3	5	8	10	13
Distance	0	225	383	623	742	993

20. In a circuit with impressed voltage $\mathcal{E}(t)$ and inductance L , Kirchhoff's first law gives the relationship

$$\mathcal{E}(t) = L \frac{di}{dt} + Ri,$$

where R is the resistance in the circuit and i is the current. Suppose we measure the current for several values of t and obtain:

t	1.00	1.01	1.02	1.03	1.04
i	3.10	3.12	3.14	3.18	3.24

where t is measured in seconds, i is in amperes, the inductance L is a constant 0.98 henries, and the resistance is 0.142 ohms. Approximate the voltage $\mathcal{E}(t)$ when $t = 1.00, 1.01, 1.02, 1.03,$ and 1.04 .

21. All calculus students know that the derivative of a function f at x can be defined as

$$f'(x) = \lim_{h \rightarrow 0} \frac{f(x+h) - f(x)}{h}.$$

Choose your favorite function f , nonzero number x , and computer or calculator. Generate approximations $f'_n(x)$ to $f'(x)$ by

$$f'_n(x) = \frac{f(x + 10^{-n}) - f(x)}{10^{-n}},$$

for $n = 1, 2, \dots, 20$, and describe what happens.

22. Derive a method for approximating $f'''(x_0)$ whose error term is of order h^2 by expanding the function f in a fourth Taylor polynomial about x_0 and evaluating at $x_0 \pm h$ and $x_0 \pm 2h$.
23. Consider the function

$$e(h) = \frac{\varepsilon}{h} + \frac{h^2}{6}M,$$

where M is a bound for the third derivative of a function. Show that $e(h)$ has a minimum at $\sqrt[3]{3\varepsilon/M}$.

4.2 Richardson's Extrapolation

Richardson's extrapolation is used to generate high-accuracy results while using low-order formulas. Although the name attached to the method refers to a paper written by L. F. Richardson and J. A. Gaunt [RG] in 1927, the idea behind the technique is much older. An interesting article regarding the history and application of extrapolation can be found in [Joy].

Extrapolation can be applied whenever it is known that an approximation technique has an error term with a predictable form, one that depends on a parameter, usually the step size h . Suppose that for each number $h \neq 0$ we have a formula $N(h)$ that approximates

an unknown value M and that the truncation error involved with the approximation has the form

$$M - N(h) = K_1h + K_2h^2 + K_3h^3 + \dots,$$

for some collection of unknown constants K_1, K_2, K_3, \dots .

Since the truncation error is $O(h)$, we would expect, for example, that

$$M - N(0.1) \approx 0.1K_1, \quad M - N(0.01) \approx 0.01K_1,$$

and, in general, $M - N(h) \approx K_1h$, unless there was a large variation in magnitude among the constants K_1, K_2, K_3, \dots .

The object of extrapolation is to find an easy way to combine the rather inaccurate $O(h)$ approximations in an appropriate way to produce formulas with a higher-order truncation error. Suppose, for example, we could combine the $N(h)$ formulas so as to produce an $O(h^2)$ approximation formula, $\hat{N}(h)$, for M with

$$M - \hat{N}(h) = \hat{K}_2h^2 + \hat{K}_3h^3 + \dots,$$

for some, again unknown, collection of constants $\hat{K}_1, \hat{K}_2, \dots$. Then we would have

$$M - \hat{N}(0.1) \approx 0.01\hat{K}_2, \quad M - \hat{N}(0.01) \approx 0.0001\hat{K}_2,$$

and so on. If the constants K_1 and \hat{K}_2 are roughly of the same magnitude, then the $\hat{N}(h)$ approximations would be much better than the corresponding $N(h)$ approximations. The extrapolation continues by combining the $\hat{N}(h)$ approximations in a manner that produces formulas with $O(h^3)$ truncation error, and so on.

To see specifically how we can generate these higher-order formulas, let us consider the formula for approximating M of the form

$$M = N(h) + K_1h + K_2h^2 + K_3h^3 + \dots \quad (4.10)$$

Since the formula is assumed to hold for all positive h , consider the result when we replace the parameter h by half its value. Then we have the formula

$$M = N\left(\frac{h}{2}\right) + K_1\frac{h}{2} + K_2\frac{h^2}{4} + K_3\frac{h^3}{8} + \dots$$

Subtracting (4.10) from twice this equation eliminates the term involving K_1 and gives

$$M = \left[N\left(\frac{h}{2}\right) + \left(N\left(\frac{h}{2}\right) - N(h) \right) \right] + K_2\left(\frac{h^2}{2} - h^2\right) + K_3\left(\frac{h^3}{4} - h^3\right) + \dots$$

To facilitate the discussion, we define $N_1(h) \equiv N(h)$ and

$$N_2(h) = N_1\left(\frac{h}{2}\right) + \left[N_1\left(\frac{h}{2}\right) - N_1(h) \right].$$

Then we have the $O(h^2)$ approximation formula for M :

$$M = N_2(h) - \frac{K_2}{2}h^2 - \frac{3K_3}{4}h^3 - \dots \quad (4.11)$$

If we now replace h by $h/2$ in this formula, we have

$$M = N_2\left(\frac{h}{2}\right) - \frac{K_2}{8}h^2 - \frac{3K_3}{32}h^3 - \dots \quad (4.12)$$

This can be combined with Eq. (4.11) to eliminate the h^2 term. Specifically, subtracting (4.11) from 4 times Eq. (4.12) gives

$$3M = 4N_2\left(\frac{h}{2}\right) - N_2(h) + \frac{3K_3}{8}h^3 + \dots,$$

and dividing by 3 gives an $O(h^3)$ formula for approximating M :

$$M = \left[N_2\left(\frac{h}{2}\right) + \frac{N_2(h/2) - N_2(h)}{3} \right] + \frac{K_3}{8}h^3 + \dots$$

By defining

$$N_3(h) \equiv N_2\left(\frac{h}{2}\right) + \frac{N_2(h/2) - N_2(h)}{3},$$

we have the $O(h^3)$ formula:

$$M = N_3(h) + \frac{K_3}{8}h^3 + \dots$$

The process is continued by constructing an $O(h^4)$ approximation

$$N_4(h) = N_3\left(\frac{h}{2}\right) + \frac{N_3(h/2) - N_3(h)}{7},$$

an $O(h^5)$ approximation

$$N_5(h) = N_4\left(\frac{h}{2}\right) + \frac{N_4(h/2) - N_4(h)}{15},$$

and so on. In general, if M can be written in the form

$$M = N(h) + \sum_{j=1}^{m-1} K_j h^j + O(h^m), \quad (4.13)$$

then for each $j = 2, 3, \dots, m$, we have an $O(h^j)$ approximation of the form

$$N_j(h) = N_{j-1}\left(\frac{h}{2}\right) + \frac{N_{j-1}(h/2) - N_{j-1}(h)}{2^{j-1} - 1}. \quad (4.14)$$

These approximations are generated by rows in the order indicated by the numbered entries in Table 4.5. This is done to take best advantage of the highest-order formulas.

Extrapolation can be applied whenever the truncation error for a formula has the form

$$\sum_{j=1}^{m-1} K_j h^{\alpha_j} + O(h^{\alpha_m}),$$

Table 4.5

$O(h)$	$O(h^2)$	$O(h^3)$	$O(h^4)$
1: $N_1(h) \equiv N(h)$			
2: $N_1(\frac{h}{2}) \equiv N(\frac{h}{2})$	3: $N_2(h)$		
4: $N_1(\frac{h}{4}) \equiv N(\frac{h}{4})$	5: $N_2(\frac{h}{2})$	6: $N_3(h)$	
7: $N_1(\frac{h}{8}) \equiv N(\frac{h}{8})$	8: $N_2(\frac{h}{4})$	9: $N_3(\frac{h}{2})$	10: $N_4(h)$

for a collection of constants K_j and when $\alpha_1 < \alpha_2 < \alpha_3 < \dots < \alpha_m$. In the next example we have $\alpha_j = 2j$.

EXAMPLE 1

The centered difference formula in Eq. (4.5) to approximate $f'(x_0)$ can be expressed with an error formula:

$$f'(x_0) = \frac{1}{2h}[f(x_0 + h) - f(x_0 - h)] - \frac{h^2}{6}f'''(x_0) - \frac{h^4}{120}f^{(5)}(x_0) - \dots$$

Since this error formula contains only even powers of h , extrapolation is more effective than as outlined in the opening discussion. In this case, we have the $O(h^2)$ approximation

$$f'(x_0) = N_1(h) - \frac{h^2}{6}f'''(x_0) - \frac{h^4}{120}f^{(5)}(x_0) - \dots, \quad (4.15)$$

where

$$N_1(h) \equiv N(h) = \frac{1}{2h}[f(x_0 + h) - f(x_0 - h)].$$

Replacing h by $h/2$ in this formula gives the approximation

$$f'(x_0) = N_1\left(\frac{h}{2}\right) - \frac{h^2}{24}f'''(x_0) - \frac{h^4}{1920}f^{(5)}(x_0) - \dots$$

Subtracting (4.15) from 4 times this equation eliminates the $O(h^2)$ term that involves $f'''(x_0)$ and gives

$$3f'(x_0) = 4N_1\left(\frac{h}{2}\right) - N_1(h) + \frac{h^4}{160}f^{(5)}(x_0) + \dots$$

Dividing by 3 provides an $O(h^4)$ formula

$$f'(x_0) = N_2(h) + \frac{h^4}{480}f^{(5)}(x_0) + \dots,$$

where

$$N_2(h) = N_1\left(\frac{h}{2}\right) + \frac{N_1(h/2) - N_1(h)}{3}.$$

Continuing this procedure gives, for each $j = 2, 3, \dots$, an $O(h^{2j})$ approximation

$$N_j(h) = N_{j-1}\left(\frac{h}{2}\right) + \frac{N_{j-1}(h/2) - N_{j-1}(h)}{4^{j-1} - 1}.$$

Notice that the denominator of the quotient is $4^{j-1} - 1$ instead of $2^{j-1} - 1$ because we are now eliminating powers of h^2 instead of powers of h . Since $(h/2)^2 = h^2/4$, the multipliers used to eliminate the powers of h^2 are powers of 4 instead of 2.

Suppose that $x_0 = 2.0$, $h = 0.2$, and $f(x) = xe^x$. Then

$$N_1(0.2) = N(0.2) = \frac{1}{0.4}[f(2.2) - f(1.8)] = 22.414160,$$

$$N_1(0.1) = N(0.1) = 22.228786,$$

and

$$N_1(0.05) = N(0.05) = 22.182564.$$

The extrapolation table for these data is shown in Table 4.6. The exact value of $f'(x) = xe^x + e^x$ at $x_0 = 2.0$ to six decimal places is 22.167168, so all the digits of $N_3(0.2)$ are exact, even though the best original approximation, $N_1(0.05)$, has only one decimal place of accuracy. ■

Table 4.6

$N_1(0.2) = 22.414160$		
$N_1(0.1) = 22.228786$	$N_2(0.2) = N_1(0.1) + \frac{N_1(0.1) - N_1(0.2)}{3}$	
	$= 22.166995$	
$N_1(0.05) = 22.182564$	$N_2(0.1) = N_1(0.05) + \frac{N_1(0.05) - N_1(0.1)}{3}$	$N_3(0.2) = N_2(0.1) + \frac{N_2(0.1) - N_2(0.2)}{15}$
	$= 22.167157$	$= 22.167168$

Since each column beyond the first in the extrapolation table is obtained by a simple averaging process, the technique can produce high-order approximations with minimal computational cost. However, as k increases, the roundoff error in $N_1(h/2^k)$ will generally increase because the instability of numerical differentiation is related to the step size $h/2^k$.

In Section 4.1, we discussed both three- and five-point methods for approximating $f'(x_0)$ given various functional values of f . The three-point methods were derived by differentiating a Lagrange interpolating polynomial for f . The five-point methods can be obtained in a similar manner, but the derivation is tedious. Extrapolation can be used to derive these formulas more easily.

Suppose we expand the function f in a fourth Taylor polynomial about x_0 . Then

$$\begin{aligned} f(x) = & f(x_0) + f'(x_0)(x - x_0) + \frac{1}{2}f''(x_0)(x - x_0)^2 + \frac{1}{6}f'''(x_0)(x - x_0)^3 \\ & + \frac{1}{24}f^{(4)}(x_0)(x - x_0)^4 + \frac{1}{120}f^{(5)}(\xi)(x - x_0)^5, \end{aligned}$$

for some number ξ between x and x_0 . Evaluating f at $x_0 + h$ and $x_0 - h$ gives

$$f(x_0 + h) = f(x_0) + f'(x_0)h + \frac{1}{2}f''(x_0)h^2 + \frac{1}{6}f'''(x_0)h^3 + \frac{1}{24}f^{(4)}(x_0)h^4 + \frac{1}{120}f^{(5)}(\xi_1)h^5 \quad (4.16)$$

and

$$f(x_0 - h) = f(x_0) - f'(x_0)h + \frac{1}{2}f''(x_0)h^2 - \frac{1}{6}f'''(x_0)h^3 + \frac{1}{24}f^{(4)}(x_0)h^4 - \frac{1}{120}f^{(5)}(\xi_2)h^5, \quad (4.17)$$

where $x_0 - h < \xi_2 < x_0 < \xi_1 < x_0 + h$. Subtracting Eq. (4.17) from Eq. (4.16) produces

$$f(x_0 + h) - f(x_0 - h) = 2hf'(x_0) + \frac{h^3}{3}f'''(x_0) + \frac{h^5}{120}[f^{(5)}(\xi_1) + f^{(5)}(\xi_2)]. \quad (4.18)$$

If $f^{(5)}$ is continuous on $[x_0 - h, x_0 + h]$, the Intermediate Value Theorem implies that a number $\tilde{\xi}$ in $(x_0 - h, x_0 + h)$ exists with

$$f^{(5)}(\tilde{\xi}) = \frac{1}{2}[f^{(5)}(\xi_1) + f^{(5)}(\xi_2)].$$

As a consequence, Eq. (4.18) can be solved for $f'(x_0)$ to give the $O(h^2)$ approximation

$$f'(x_0) = \frac{1}{2h}[f(x_0 + h) - f(x_0 - h)] - \frac{h^2}{6}f'''(x_0) - \frac{h^4}{120}f^{(5)}(\tilde{\xi}). \quad (4.19)$$

Although the approximation in Eq. (4.19) is the same as that given in the three-point formula in Eq. (4.5), the unknown evaluation point occurs now in $f^{(5)}$, rather than in f''' . Extrapolation takes advantage of this by first replacing h in Eq. (4.19) with $2h$ to give the new formula

$$f'(x_0) = \frac{1}{4h}[f(x_0 + 2h) - f(x_0 - 2h)] - \frac{4h^2}{6}f'''(x_0) - \frac{16h^4}{120}f^{(5)}(\hat{\xi}), \quad (4.20)$$

where $\hat{\xi}$ is between $x_0 - 2h$ and $x_0 + 2h$.

Multiplying Eq. (4.19) by 4 and subtracting Eq. (4.20) produces

$$3f'(x_0) = \frac{2}{h}[f(x_0 + h) - f(x_0 - h)] - \frac{1}{4h}[f(x_0 + 2h) - f(x_0 - 2h)] - \frac{h^4}{30}f^{(5)}(\tilde{\xi}) + \frac{2h^4}{15}f^{(5)}(\hat{\xi}).$$

If $f^{(5)}$ is continuous on $[x_0 - 2h, x_0 + 2h]$, an alternative method can be used to show that $f^{(5)}(\tilde{\xi})$ and $f^{(5)}(\hat{\xi})$ can be replaced by a common value $f^{(5)}(\xi)$. Using this result and dividing by 3 produces the five-point formula

$$f'(x_0) = \frac{1}{12h}[f(x_0 - 2h) - 8f(x_0 - h) + 8f(x_0 + h) - f(x_0 + 2h)] + \frac{h^4}{30}f^{(5)}(\xi),$$

which is the five-point formula given as Eq. (4.6). Other formulas for first and higher derivatives can be derived in a similar manner. Some of these are considered in the exercises.

The technique of extrapolation is used throughout the text. The most prominent applications occur in approximating integrals in Section 4.5 and for determining approximate solutions to differential equations in Section 5.8.

EXERCISE SET 4.2

- Apply the extrapolation process described in Example 1 to determine $N_3(h)$, an approximation to $f'(x_0)$, for the following functions and stepsizes.
 - $f(x) = \ln x$, $x_0 = 1.0$, $h = 0.4$
 - $f(x) = x + e^x$, $x_0 = 0.0$, $h = 0.4$
 - $f(x) = 2^x \sin x$, $x_0 = 1.05$, $h = 0.4$
 - $f(x) = x^3 \cos x$, $x_0 = 2.3$, $h = 0.4$
- Add another line to the extrapolation table in Exercise 1 to obtain the approximation $N_4(h)$.
- Repeat Exercise 1 using four-digit rounding arithmetic.
- Repeat Exercise 2 using four-digit rounding arithmetic.
- The following data give approximations to the integral

$$M = \int_0^{\pi} \sin x \, dx.$$

$$N_1(h) = 1.570796, \quad N_1\left(\frac{h}{2}\right) = 1.896119, \quad N_1\left(\frac{h}{4}\right) = 1.974232, \quad N_1\left(\frac{h}{8}\right) = 1.993570.$$

Assuming $M = N_1(h) + K_1h^2 + K_2h^4 + K_3h^6 + K_4h^8 + O(h^{10})$, construct an extrapolation table to determine $N_4(h)$.

- The following data can be used to approximate the integral

$$M = \int_0^{3\pi/2} \cos x \, dx.$$

$$N_1(h) = 2.356194, \quad N_1\left(\frac{h}{2}\right) = -0.4879837,$$

$$N_1\left(\frac{h}{4}\right) = -0.8815732, \quad N_1\left(\frac{h}{8}\right) = -0.9709157.$$

Assume a formula exists of the type given in Exercise 5 and determine $N_4(h)$.

- Show that the five-point formula in Eq. (4.6) applied to $f(x) = xe^x$ at $x_0 = 2.0$ gives $N_2(0.2)$ in Table 4.6 when $h = 0.1$ and $N_2(0.1)$ when $h = 0.05$.
- The forward-difference formula can be expressed as

$$f'(x_0) = \frac{1}{h}[f(x_0 + h) - f(x_0)] - \frac{h}{2}f''(x_0) - \frac{h^2}{6}f'''(x_0) + O(h^3).$$

Use extrapolation to derive an $O(h^3)$ formula for $f'(x_0)$.

- Suppose that $N(h)$ is an approximation to M for every $h > 0$ and that

$$M = N(h) + K_1h + K_2h^2 + K_3h^3 + \cdots,$$

for some constants K_1, K_2, K_3, \dots . Use the values $N(h)$, $N(\frac{h}{3})$, and $N(\frac{h}{9})$ to produce an $O(h^3)$ approximation to M .

10. Suppose that $N(h)$ is an approximation to M for every $h > 0$ and that

$$M = N(h) + K_1h^2 + K_2h^4 + K_3h^6 + \dots,$$

for some constants K_1, K_2, K_3, \dots . Use the values $N(h)$, $N(\frac{h}{3})$, and $N(\frac{h}{9})$ to produce an $O(h^6)$ approximation to M .

11. In calculus, we learn that $e = \lim_{h \rightarrow 0} (1+h)^{1/h}$.
- Determine approximations to e corresponding to $h = 0.04, 0.02, 0.01$.
 - Use extrapolation on the approximations, assuming that constants K_1, K_2, \dots , exist with $e = (1+h)^{1/h} + K_1h + K_2h^2 + K_3h^3 + \dots$, to produce an $O(h^3)$ approximation to e , where $h = 0.04$.
 - Do you think that the assumption in part (b) is correct?
12. a. Show that

$$\lim_{h \rightarrow 0} \left(\frac{2+h}{2-h} \right)^{1/h} = e.$$

- Compute approximations to e using the formula $N(h) = \left(\frac{2+h}{2-h} \right)^{1/h}$, for $h = 0.04, 0.02$, and 0.01 .
- Assume that $e = N(h) + K_1h + K_2h^2 + K_3h^3 + \dots$. Use extrapolation, with at least 16 digits of precision, to compute an $O(h^3)$ approximation to e with $h = 0.04$. Do you think the assumption is correct?
- Show that $N(-h) = N(h)$.
- Use part (d) to show that $K_1 = K_3 = K_5 = \dots = 0$ in the formula

$$e = N(h) + K_1h + K_2h^2 + K_3h^3 + K_4h^4 + K_5h^5 + \dots,$$

so that the formula reduces to

$$e = N(h) + K_2h^2 + K_4h^4 + K_6h^6 + \dots.$$

- Use the results of part (e) and extrapolation to compute an $O(h^6)$ approximation to e with $h = 0.04$.
13. Suppose the following extrapolation table has been constructed to approximate the number M with $M = N_1(h) + K_1h^2 + K_2h^4 + K_3h^6$:

$N_1(h)$		
$N_1\left(\frac{h}{2}\right)$	$N_2(h)$	
$N_1\left(\frac{h}{4}\right)$	$N_2\left(\frac{h}{2}\right)$	$N_3(h)$

- Show that the linear interpolating polynomial $P_{0,1}(h)$ through $(h^2, N_1(h))$ and $(h^2/4, N_1(h/2))$ satisfies $P_{0,1}(0) = N_2(h)$. Similarly, show that $P_{1,2}(0) = N_2(h/2)$.
- Show that the linear interpolating polynomial $P_{0,2}(h)$ through $(h^4, N_2(h))$ and $(h^4/16, N_2(h/2))$ satisfies $P_{0,2}(0) = N_3(h)$.

14. Suppose that $N_1(h)$ is a formula that produces $O(h)$ approximations to a number M and that

$$M = N_1(h) + K_1h + K_2h^2 + \dots,$$

for a collection of positive constants K_1, K_2, \dots . Then $N_1(h), N_1(h/2), N_1(h/4), \dots$ are all lower bounds for M . What can be said about the extrapolated approximations $N_2(h), N_3(h), \dots$?

15. The semiperimeters of regular polygons with k sides that inscribe and circumscribe the unit circle were used by Archimedes before 200 B.C. to approximate π , the circumference of a semicircle. Geometry can be used to show that the sequence of inscribed and circumscribed semiperimeters $\{p_k\}$ and $\{P_k\}$, respectively, satisfy

$$p_k = k \sin\left(\frac{\pi}{k}\right) \quad \text{and} \quad P_k = k \tan\left(\frac{\pi}{k}\right),$$

with $p_k < \pi < P_k$, whenever $k \geq 4$.

- a. Show that $p_4 = 2\sqrt{2}$ and $P_4 = 4$.
 b. Show that for $k \geq 4$, the sequences satisfy the recurrence relations

$$P_{2k} = \frac{2p_k P_k}{p_k + P_k} \quad \text{and} \quad p_{2k} = \sqrt{p_k P_{2k}}.$$

- c. Approximate π to within 10^{-4} by computing p_k and P_k until $P_k - p_k < 10^{-4}$.
 d. Use Taylor Series to show that

$$\pi = p_k + \frac{\pi^3}{3!} \left(\frac{1}{k}\right)^2 - \frac{\pi^5}{5!} \left(\frac{1}{k}\right)^4 + \dots$$

and

$$\pi = P_k - \frac{\pi^3}{3} \left(\frac{1}{k}\right)^2 + \frac{2\pi^5}{15} \left(\frac{1}{k}\right)^4 - \dots$$

- e. Use extrapolation with $h = 1/k$ to better approximate π .

4.3 Elements of Numerical Integration

The need often arises for evaluating the definite integral of a function that has no explicit antiderivative or whose antiderivative is not easy to obtain. The basic method involved in approximating $\int_a^b f(x) dx$ is called **numerical quadrature**. It uses a sum

$$\sum_{i=0}^n a_i f(x_i)$$

to approximate $\int_a^b f(x) dx$.

The methods of quadrature in this section are based on the interpolation polynomials given in Chapter 3. We first select a set of distinct nodes $\{x_0, \dots, x_n\}$ from the interval

$[a, b]$. Then we integrate the Lagrange interpolating polynomial

$$P_n(x) = \sum_{i=0}^n f(x_i)L_i(x)$$

and its truncation error term over $[a, b]$ to obtain

$$\begin{aligned} \int_a^b f(x) dx &= \int_a^b \sum_{i=0}^n f(x_i)L_i(x) dx + \int_a^b \prod_{i=0}^n (x - x_i) \frac{f^{(n+1)}(\xi(x))}{(n+1)!} dx \\ &= \sum_{i=0}^n a_i f(x_i) + \frac{1}{(n+1)!} \int_a^b \prod_{i=0}^n (x - x_i) f^{(n+1)}(\xi(x)) dx, \end{aligned}$$

where $\xi(x)$ is in $[a, b]$ for each x and

$$a_i = \int_a^b L_i(x) dx, \quad \text{for each } i = 0, 1, \dots, n.$$

The quadrature formula is, therefore,

$$\int_a^b f(x) dx \approx \sum_{i=0}^n a_i f(x_i),$$

with error given by

$$E(f) = \frac{1}{(n+1)!} \int_a^b \prod_{i=0}^n (x - x_i) f^{(n+1)}(\xi(x)) dx.$$

Before discussing the general situation of quadrature formulas, let us consider formulas produced by using first and second Lagrange polynomials with equally spaced nodes. This gives the **Trapezoidal rule** and **Simpson's rule**, which are commonly introduced in calculus courses.

To derive the Trapezoidal rule for approximating $\int_a^b f(x) dx$, let $x_0 = a$, $x_1 = b$, $h = b - a$ and use the linear Lagrange polynomial:

$$P_1(x) = \frac{(x - x_1)}{(x_0 - x_1)} f(x_0) + \frac{(x - x_0)}{(x_1 - x_0)} f(x_1).$$

Then,

$$\begin{aligned} \int_a^b f(x) dx &= \int_{x_0}^{x_1} \left[\frac{(x - x_1)}{(x_0 - x_1)} f(x_0) + \frac{(x - x_0)}{(x_1 - x_0)} f(x_1) \right] dx \quad (4.21) \\ &\quad + \frac{1}{2} \int_{x_0}^{x_1} f''(\xi(x))(x - x_0)(x - x_1) dx. \end{aligned}$$

Since $(x - x_0)(x - x_1)$ does not change sign on $[x_0, x_1]$, the Weighted Mean Value Theorem for Integrals can be applied to the error term to give, for some ξ in (x_0, x_1) ,

$$\begin{aligned}
 \int_{x_0}^{x_1} f''(\xi(x))(x-x_0)(x-x_1) dx &= f''(\xi) \int_{x_0}^{x_1} (x-x_0)(x-x_1) dx \\
 &= f''(\xi) \left[\frac{x^3}{3} - \frac{(x_1+x_0)}{2}x^2 + x_0x_1x \right]_{x_0}^{x_1} \\
 &= -\frac{h^3}{6} f''(\xi).
 \end{aligned}$$

Consequently, Eq. (4.21) implies that

$$\begin{aligned}
 \int_a^b f(x) dx &= \left[\frac{(x-x_1)^2}{2(x_0-x_1)} f(x_0) + \frac{(x-x_0)^2}{2(x_1-x_0)} f(x_1) \right]_{x_0}^{x_1} - \frac{h^3}{12} f''(\xi) \\
 &= \frac{(x_1-x_0)}{2} [f(x_0) + f(x_1)] - \frac{h^3}{12} f''(\xi).
 \end{aligned}$$

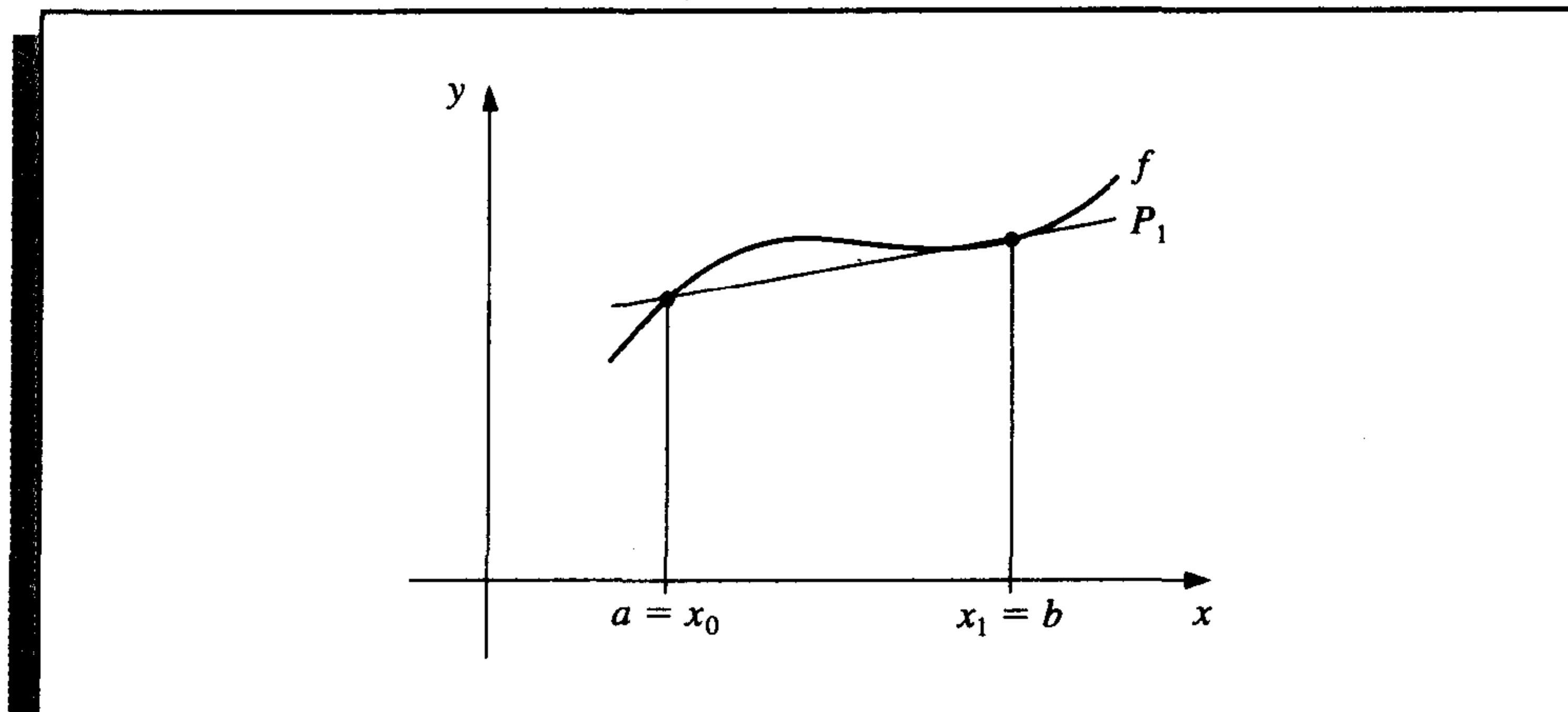
Since $h = x_1 - x_0$, we have the following rule:

Trapezoidal Rule:

$$\int_a^b f(x) dx = \frac{h}{2} [f(x_0) + f(x_1)] - \frac{h^3}{12} f''(\xi).$$

This is called the Trapezoidal rule because when f is a function with positive values, $\int_a^b f(x) dx$ is approximated by the area in a trapezoid, as shown in Figure 4.3.

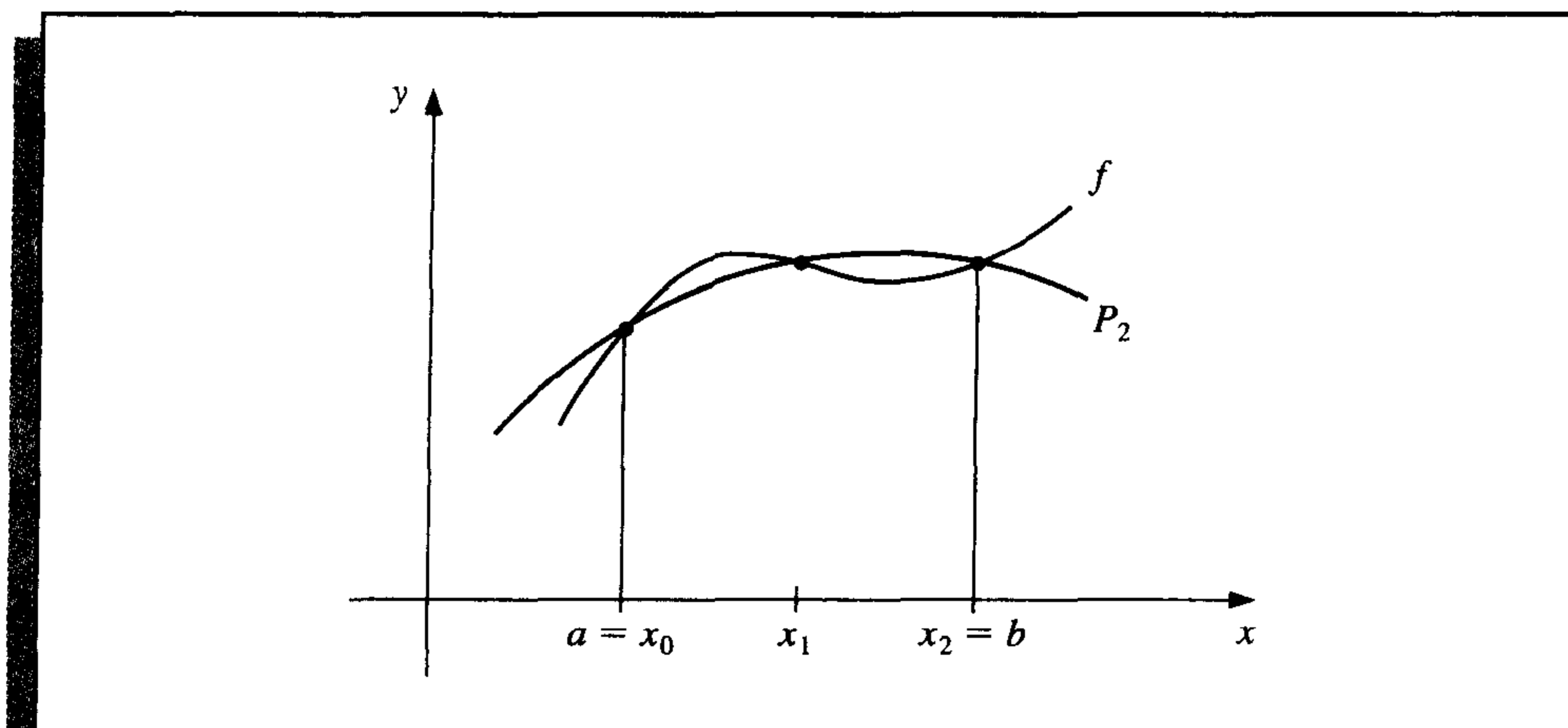
Figure 4.3



Since the error term for the Trapezoidal rule involves f'' , the rule gives the exact result when applied to any function whose second derivative is identically zero, that is, any polynomial of degree one or less.

Simpson's rule results from integrating over $[a, b]$ the second Lagrange polynomial with nodes $x_0 = a$, $x_2 = b$, and $x_1 = a + h$, where $h = (b - a)/2$. (See Figure 4.4.)

Figure 4.4



Therefore,

$$\begin{aligned} \int_a^b f(x) dx &= \int_{x_0}^{x_2} \left[\frac{(x-x_1)(x-x_2)}{(x_0-x_1)(x_0-x_2)} f(x_0) + \frac{(x-x_0)(x-x_2)}{(x_1-x_0)(x_1-x_2)} f(x_1) \right. \\ &\quad \left. + \frac{(x-x_0)(x-x_1)}{(x_2-x_0)(x_2-x_1)} f(x_2) \right] dx \\ &\quad + \int_{x_0}^{x_2} \frac{(x-x_0)(x-x_1)(x-x_2)}{6} f^{(3)}(\xi(x)) dx. \end{aligned}$$

Deriving Simpson's rule in this manner, however, provides only an $O(h^4)$ error term involving $f^{(3)}$. By approaching the problem in another way, a higher-order term involving $f^{(4)}$ can be derived.

To illustrate this alternative formula, suppose that f is expanded in the third Taylor polynomial about x_1 . Then for each x in $[x_0, x_2]$, a number $\xi(x)$ in (x_0, x_2) exists with

$$f(x) = f(x_1) + f'(x_1)(x-x_1) + \frac{f''(x_1)}{2}(x-x_1)^2 + \frac{f'''(x_1)}{6}(x-x_1)^3 + \frac{f^{(4)}(\xi(x))}{24}(x-x_1)^4$$

and

$$\begin{aligned} \int_{x_0}^{x_2} f(x) dx &= \left[f(x_1)(x-x_0) + \frac{f'(x_1)}{2}(x-x_1)^2 + \frac{f''(x_1)}{6}(x-x_1)^3 \right. \\ &\quad \left. + \frac{f'''(x_1)}{24}(x-x_1)^4 \right]_{x_0}^{x_2} + \frac{1}{24} \int_{x_0}^{x_2} f^{(4)}(\xi(x))(x-x_1)^4 dx. \end{aligned} \quad (4.22)$$

Since $(x-x_1)^4$ is never negative on $[x_0, x_2]$, the Weighted Mean Value Theorem for Integrals implies that

$$\frac{1}{24} \int_{x_0}^{x_2} f^{(4)}(\xi(x))(x-x_1)^4 dx = \frac{f^{(4)}(\xi_1)}{24} \int_{x_0}^{x_2} (x-x_1)^4 dx = \frac{f^{(4)}(\xi_1)}{120} (x-x_1)^5 \Big|_{x_0}^{x_2},$$

for some number ξ_1 in (x_0, x_2) .

However, $h = x_2 - x_1 = x_1 - x_0$, so

$$(x_2 - x_1)^2 - (x_0 - x_1)^2 = (x_2 - x_1)^4 - (x_0 - x_1)^4 = 0,$$

whereas

$$(x_2 - x_1)^3 - (x_0 - x_1)^3 = 2h^3 \quad \text{and} \quad (x_2 - x_1)^5 - (x_0 - x_1)^5 = 2h^5.$$

Consequently, Eq. (4.22) can be rewritten as

$$\int_{x_0}^{x_2} f(x) dx = 2hf(x_1) + \frac{h^3}{3} f''(x_1) + \frac{f^{(4)}(\xi_1)}{60} h^5.$$

If we now replace $f''(x_1)$ by the approximation given in Eq. (4.9) of Section 4.1, we have

$$\begin{aligned} \int_{x_0}^{x_2} f(x) dx &= 2hf(x_1) + \frac{h^3}{3} \left\{ \frac{1}{h^2} [f(x_0) - 2f(x_1) + f(x_2)] - \frac{h^2}{12} f^{(4)}(\xi_2) \right\} + \frac{f^{(4)}(\xi_1)}{60} h^5 \\ &= \frac{h}{3} [f(x_0) + 4f(x_1) + f(x_2)] - \frac{h^5}{12} \left[\frac{1}{3} f^{(4)}(\xi_2) - \frac{1}{5} f^{(4)}(\xi_1) \right]. \end{aligned}$$

It can be shown by alternative methods (see Exercise 18) that the values ξ_1 and ξ_2 in this expression can be replaced by a common value ξ in (x_0, x_2) . This gives Simpson's rule.

Simpson's Rule:

$$\int_{x_0}^{x_2} f(x) dx = \frac{h}{3} [f(x_0) + 4f(x_1) + f(x_2)] - \frac{h^5}{90} f^{(4)}(\xi).$$

Since the error term involves the fourth derivative of f , Simpson's rule gives exact results when applied to any polynomial of degree three or less.

EXAMPLE 1 The Trapezoidal rule for a function f on the interval $[0, 2]$ is

$$\int_0^2 f(x) dx \approx f(0) + f(2),$$

and Simpson's rule for f on $[0, 2]$ is

$$\int_0^2 f(x) dx \approx \frac{1}{3} [f(0) + 4f(1) + f(2)].$$

The results to three places for some elementary functions are summarized in Table 4.7. Notice that in each instance Simpson's Rule is significantly better. ■

Table 4.7

$f(x)$	x^2	x^4	$1/(x+1)$	$\sqrt{1+x^2}$	$\sin x$	e^x
Exact value	2.667	6.400	1.099	2.958	1.416	6.389
Trapezoidal	4.000	16.000	1.333	3.326	0.909	8.389
Simpson's	2.667	6.667	1.111	2.964	1.425	6.421

The standard derivation of quadrature error formulas is based on determining the class of polynomials for which these formulas produce exact results. The next definition is used to facilitate the discussion of this derivation.

Definition 4.1 The **degree of accuracy**, or **precision**, of a quadrature formula is the largest positive integer n such that the formula is exact for x^k , for each $k = 0, 1, \dots, n$. ■

Definition 4.1 implies that the Trapezoidal and Simpson's rules have degrees of precision one and three, respectively.

Integration and summation are linear operations; that is,

$$\int_a^b (\alpha f(x) + \beta g(x)) dx = \alpha \int_a^b f(x) dx + \beta \int_a^b g(x) dx$$

and

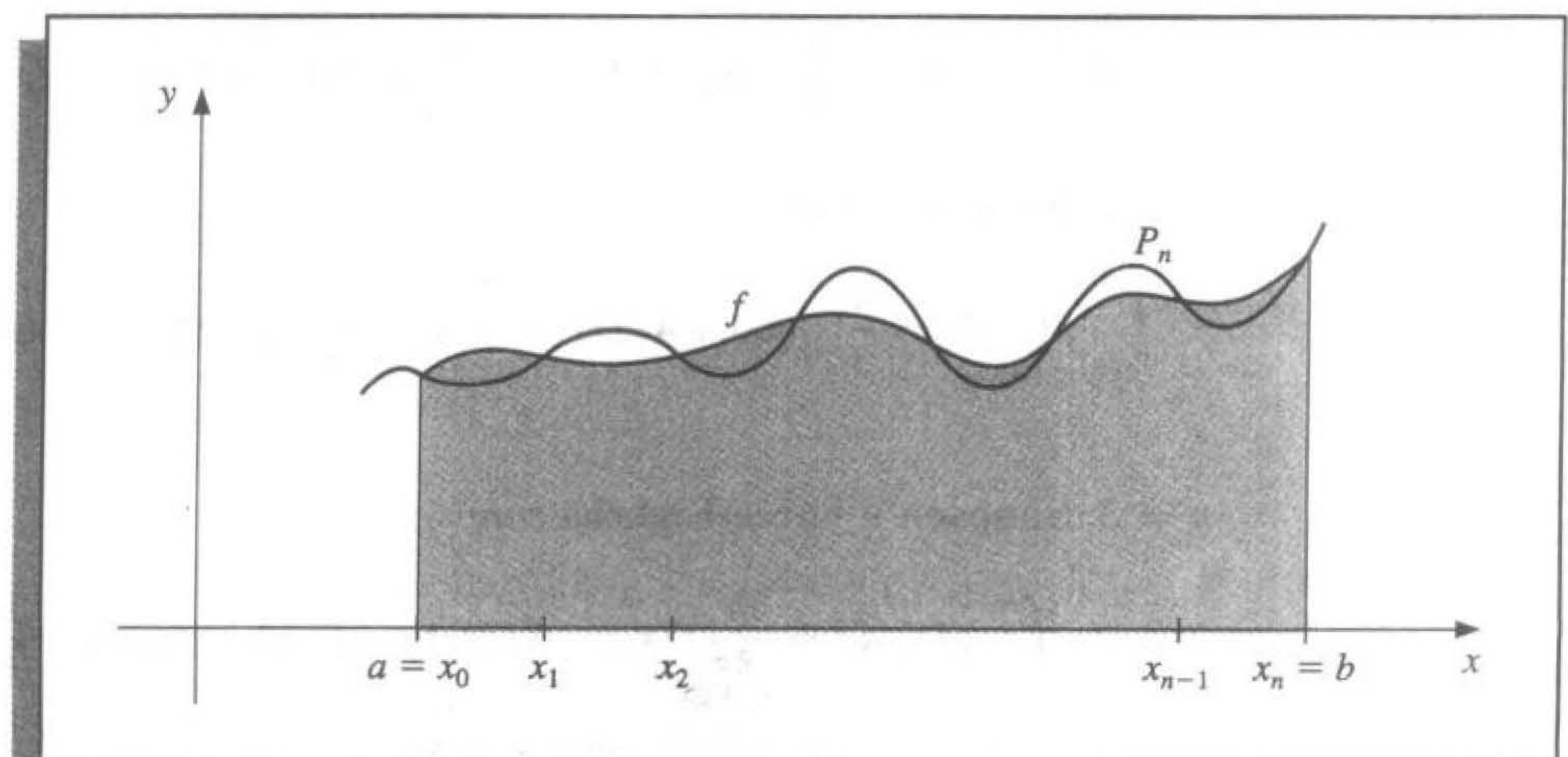
$$\sum_{i=0}^n (\alpha f(x_i) + \beta g(x_i)) = \alpha \sum_{i=0}^n f(x_i) + \beta \sum_{i=0}^n g(x_i),$$

for each pair of integrable functions f and g and each pair of real constants α and β . This implies (see Exercise 19) that the degree of precision of a quadrature formula is n if and only if the error $E(P(x)) = 0$ for all polynomials $P(x)$ of degree $k = 0, 1, \dots, n$, but $E(P(x)) \neq 0$ for some polynomial $P(x)$ of degree $n + 1$.

The Trapezoidal and Simpson's rules are examples of a class of methods known as Newton-Cotes formulas. There are two types of Newton-Cotes formulas, open and closed.

The $(n + 1)$ -point closed Newton-Cotes formula uses nodes $x_i = x_0 + ih$, for $i = 0, 1, \dots, n$, where $x_0 = a$, $x_n = b$ and $h = (b - a)/n$. (See Figure 4.5.) It is called closed because the endpoints of the closed interval $[a, b]$ are included as nodes. The formula

Figure 4.5



assumes the form

$$\int_a^b f(x) dx \approx \sum_{i=0}^n a_i f(x_i),$$

where

$$a_i = \int_{x_0}^{x_n} L_i(x) dx = \int_{x_0}^{x_n} \prod_{\substack{j=0 \\ j \neq i}}^n \frac{(x - x_j)}{(x_i - x_j)} dx.$$

The following theorem details the error analysis associated with the closed Newton-Cotes formulas. For a proof of this theorem, see [IK, p. 313].

Theorem 4.2

Suppose that $\sum_{i=0}^n a_i f(x_i)$ denotes the $(n + 1)$ -point closed Newton-Cotes formula with $x_0 = a$, $x_n = b$, and $h = (b - a)/n$. There exists $\xi \in (a, b)$ for which

$$\int_a^b f(x) dx = \sum_{i=0}^n a_i f(x_i) + \frac{h^{n+3} f^{(n+2)}(\xi)}{(n+2)!} \int_0^n t^2(t-1) \cdots (t-n) dt,$$

if n is even and $f \in C^{n+2}[a, b]$, and

$$\int_a^b f(x) dx = \sum_{i=0}^n a_i f(x_i) + \frac{h^{n+2} f^{(n+1)}(\xi)}{(n+1)!} \int_0^n t(t-1) \cdots (t-n) dt,$$

if n is odd and $f \in C^{n+1}[a, b]$. ■

Note that when n is an even integer, the degree of precision is $n + 1$, although the interpolation polynomial is of degree at most n . In the case where n is odd, the degree of precision is only n .

Some of the common **closed Newton-Cotes formulas** with their error terms are as follows:

$n = 1$: Trapezoidal rule

$$\int_{x_0}^{x_1} f(x) dx = \frac{h}{2}[f(x_0) + f(x_1)] - \frac{h^3}{12} f''(\xi), \quad \text{where } x_0 < \xi < x_1. \quad (4.23)$$

$n = 2$: Simpson's rule

$$\int_{x_0}^{x_2} f(x) dx = \frac{h}{3}[f(x_0) + 4f(x_1) + f(x_2)] - \frac{h^5}{90} f^{(4)}(\xi), \quad \text{where } x_0 < \xi < x_2. \quad (4.24)$$

$n = 3$: Simpson's Three-Eighths rule

$$\int_{x_0}^{x_3} f(x) dx = \frac{3h}{8}[f(x_0) + 3f(x_1) + 3f(x_2) + f(x_3)] - \frac{3h^5}{80} f^{(4)}(\xi), \quad (4.25)$$

where $x_0 < \xi < x_3$.

$n = 4$:

$$\int_{x_0}^{x_4} f(x) dx = \frac{2h}{45} [7f(x_0) + 32f(x_1) + 12f(x_2) + 32f(x_3) + 7f(x_4)] - \frac{8h^7}{945} f^{(6)}(\xi),$$

where $x_0 < \xi < x_4$. (4.26)

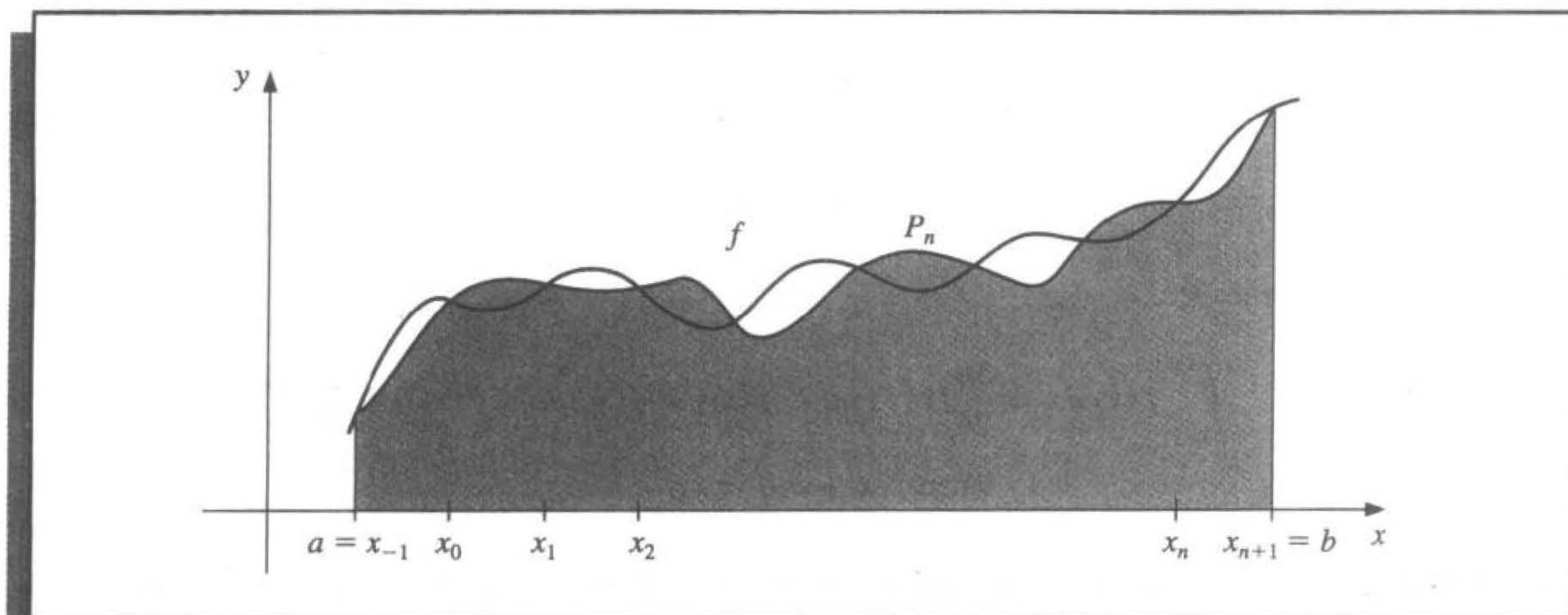
The *open Newton-Cotes formulas* use the nodes $x_i = x_0 + ih$, for each $i = 0, 1, \dots, n$, where $h = (b - a)/(n + 2)$ and $x_0 = a + h$. This implies that $x_n = b - h$, so we label the endpoints by setting $x_{-1} = a$ and $x_{n+1} = b$, as shown in Figure 4.6. Open formulas contain all the nodes used for the approximation within the open interval (a, b) . The formulas become

$$\int_a^b f(x) dx = \int_{x_{-1}}^{x_{n+1}} f(x) dx \approx \sum_{i=0}^n a_i f(x_i),$$

where again

$$a_i = \int_a^b L_i(x) dx.$$

Figure 4.6



The following theorem is analogous to Theorem 4.2; its proof is contained in [IK, p. 314].

Theorem 4.3

Suppose that $\sum_{i=0}^n a_i f(x_i)$ denotes the $(n + 1)$ -point open Newton-Cotes formula with $x_{-1} = a$, $x_{n+1} = b$, and $h = (b - a)/(n + 2)$. There exists $\xi \in (a, b)$ for which

$$\int_a^b f(x) dx = \sum_{i=0}^n a_i f(x_i) + \frac{h^{n+3} f^{(n+2)}(\xi)}{(n + 2)!} \int_{-1}^{n+1} t^2(t - 1) \cdots (t - n) dt,$$

if n is even and $f \in C^{n+2}[a, b]$, and

$$\int_a^b f(x) dx = \sum_{i=0}^n a_i f(x_i) + \frac{h^{n+2} f^{(n+1)}(\xi)}{(n+1)!} \int_{-1}^{n+1} t(t-1)\cdots(t-n) dt,$$

if n is odd and $f \in C^{n+1}[a, b]$. ■

Some of the common **open Newton-Cotes** formulas with their error terms are as follows:

$n = 0$: Midpoint rule

$$\int_{x_{-1}}^{x_1} f(x) dx = 2hf(x_0) + \frac{h^3}{3} f''(\xi), \quad \text{where } x_{-1} < \xi < x_1. \quad (4.27)$$

$n = 1$:

$$\int_{x_{-1}}^{x_2} f(x) dx = \frac{3h}{2}[f(x_0) + f(x_1)] + \frac{3h^3}{4} f''(\xi), \quad \text{where } x_{-1} < \xi < x_2. \quad (4.28)$$

$n = 2$:

$$\int_{x_{-1}}^{x_3} f(x) dx = \frac{4h}{3}[2f(x_0) - f(x_1) + 2f(x_2)] + \frac{14h^5}{45} f^{(4)}(\xi), \quad (4.29)$$

where $x_{-1} < \xi < x_3$.

$n = 3$:

$$\int_{x_{-1}}^{x_4} f(x) dx = \frac{5h}{24}[11f(x_0) + f(x_1) + f(x_2) + 11f(x_3)] + \frac{95}{144} h^5 f^{(4)}(\xi), \quad (4.30)$$

where $x_{-1} < \xi < x_4$.

EXAMPLE 2

Using the closed and open Newton-Cotes formulas listed as (4.23)–(4.26) and (4.27)–(4.30) to approximate $\int_0^{\pi/4} \sin x dx = 1 - \sqrt{2}/2 \approx 0.29289322$ gives the results in Table 4.8. ■

Table 4.8

n	0	1	2	3	4
Closed formulas		0.27768018	0.29293264	0.29291070	0.29289318
Error		0.01521303	0.00003942	0.00001748	0.00000004
Open formulas	0.30055887	0.29798754	0.29285866	0.29286923	
Error	0.00766565	0.00509432	0.00003456	0.00002399	

EXERCISE SET 4.3

1. Approximate the following integrals using the Trapezoidal rule.

<p>a. $\int_{0.5}^1 x^4 dx$</p>	<p>b. $\int_0^{0.5} \frac{2}{x-4} dx$</p>
<p>c. $\int_1^{1.5} x^2 \ln x dx$</p>	<p>d. $\int_0^1 x^2 e^{-x} dx$</p>
<p>e. $\int_1^{1.6} \frac{2x}{x^2-4} dx$</p>	<p>f. $\int_0^{0.35} \frac{2}{x^2-4} dx$</p>
<p>g. $\int_0^{\pi/4} x \sin x dx$</p>	<p>h. $\int_0^{\pi/4} e^{3x} \sin 2x dx$</p>

2. Find a bound for the error in Exercise 1 using the error formula, and compare this to the actual error.
3. Repeat Exercise 1 using Simpson's rule.
4. Repeat Exercise 2 using Simpson's rule and the results of Exercise 3.
5. Repeat Exercise 1 using the Midpoint rule.
6. Repeat Exercise 2 using the Midpoint rule and the results of Exercise 5.
7. The Trapezoidal rule applied to $\int_0^2 f(x) dx$ gives the value 4, and Simpson's rule gives the value 2. What is $f(1)$?
8. The Trapezoidal rule applied to $\int_0^2 f(x) dx$ gives the value 5, and the Midpoint rule gives the value 4. What value does Simpson's rule give?
9. Find the degree of precision of the quadrature formula

$$\int_{-1}^1 f(x) dx = f\left(-\frac{\sqrt{3}}{3}\right) + f\left(\frac{\sqrt{3}}{3}\right).$$

10. Let $h = (b-a)/3$, $x_0 = a$, $x_1 = a+h$, and $x_2 = b$. Find the degree of precision of the quadrature formula

$$\int_a^b f(x) dx = \frac{9}{4}hf(x_1) + \frac{3}{4}hf(x_2).$$

11. The quadrature formula $\int_{-1}^1 f(x) dx = c_0 f(-1) + c_1 f(0) + c_2 f(1)$ is exact for all polynomials of degree less than or equal to 2. Determine c_0 , c_1 , and c_2 .
12. The quadrature formula $\int_0^2 f(x) dx = c_0 f(0) + c_1 f(1) + c_2 f(2)$ is exact for all polynomials of degree less than an equal to 2. Determine c_0 , c_1 , and c_2 .
13. Find the constants c_0 , c_1 , and x_1 so that the quadrature formula

$$\int_0^1 f(x) dx = c_0 f(0) + c_1 f(x_1)$$

has the highest possible degree of precision.

14. Find the constants x_0 , x_1 , and c_1 so that the quadrature formula

$$\int_0^1 f(x) dx = \frac{1}{2}f(x_0) + c_1 f(x_1)$$

has the highest possible degree of precision.

15. Approximate the following integrals using formulas (4.23) through (4.30). Are the accuracies of the approximations consistent with the error formulas? Which of parts (d) and (e) give the better approximation?

a. $\int_0^{0.1} \sqrt{1+x} dx$

b. $\int_0^{\pi/2} (\sin x)^2 dx$

c. $\int_{1.1}^{1.5} e^x dx$

d. $\int_1^{10} \frac{1}{x} dx$

e. $\int_1^{5.5} \frac{1}{x} dx + \int_{5.5}^{10} \frac{1}{x} dx$

f. $\int_0^1 x^{1/3} dx$

16. Given the function f at the following values,

x	1.8	2.0	2.2	2.4	2.6
$f(x)$	3.12014	4.42569	6.04241	8.03014	10.46675

approximate $\int_{1.8}^{2.6} f(x) dx$ using all the appropriate quadrature formulas of this section.

17. Suppose the data of Exercise 16 have roundoff errors given by the following table.

x	1.8	2.0	2.2	2.4	2.6
Error in $f(x)$	2×10^{-6}	-2×10^{-6}	-0.9×10^{-6}	-0.9×10^{-6}	2×10^{-6}

Calculate the errors due to roundoff in Exercise 16.

18. Derive Simpson's rule with error term by using

$$\int_{x_0}^{x_2} f(x) dx = a_0 f(x_0) + a_1 f(x_1) + a_2 f(x_2) + k f^{(4)}(\xi).$$

Find a_0 , a_1 , and a_2 from the fact that Simpson's rule is exact for $f(x) = x^n$ when $n = 1, 2$, and 3 . Then find k by applying the integration formula with $f(x) = x^4$.

19. Prove the statement following Definition 4.1; that is, show that a quadrature formula has degree of precision n if and only if the error $E(P(x)) = 0$ for all polynomials $P(x)$ of degree $k = 0, 1, \dots, n$, but $E(P(x)) \neq 0$ for some polynomial $P(x)$ of degree $n + 1$.
20. Derive Simpson's three-eighths rule, Eq. (4.25), with error term by the use of Theorem 4.2.
21. Derive Eq. (4.28) with error term by the use of Theorem 4.3.

4.4 Composite Numerical Integration

The Newton-Cotes formulas are generally unsuitable for use over large integration intervals. High-degree formulas would be required, and the values of the coefficients in these formulas are difficult to obtain. Also, the Newton-Cotes formulas are based on interpolatory polynomials that use equally spaced nodes, a procedure that is inaccurate over large intervals because of the oscillatory nature of high-degree polynomials. In this section, we discuss a *piecewise* approach to numerical integration that uses the low-order Newton-Cotes formulas. These are the techniques most often applied.

Consider finding an approximation to $\int_0^4 e^x dx$. Simpson's rule with $h = 2$ gives

$$\int_0^4 e^x dx \approx \frac{2}{3}(e^0 + 4e^2 + e^4) = 56.76958.$$

Since the exact answer in this case is $e^4 - e^0 = 53.59815$, the error -3.17143 is far larger than we would normally accept.

To apply a piecewise technique to this problem, divide $[0, 4]$ into $[0, 2]$ and $[2, 4]$ and use Simpson's rule twice with $h = 1$. This gives

$$\begin{aligned} \int_0^4 e^x dx &= \int_0^2 e^x dx + \int_2^4 e^x dx \\ &\approx \frac{1}{3}[e^0 + 4e + e^2] + \frac{1}{3}[e^2 + 4e^3 + e^4] \\ &= \frac{1}{3}[e^0 + 4e + 2e^2 + 4e^3 + e^4] \\ &= 53.86385. \end{aligned}$$

The error has been reduced to -0.26570 . Encouraged by our results, we subdivide the intervals $[0, 2]$ and $[2, 4]$ and use Simpson's rule with $h = \frac{1}{2}$, giving

$$\begin{aligned} \int_0^4 e^x dx &= \int_0^1 e^x dx + \int_1^2 e^x dx + \int_2^3 e^x dx + \int_3^4 e^x dx \\ &\approx \frac{1}{6}[e^0 + 4e^{1/2} + e] + \frac{1}{6}[e + 4e^{3/2} + e^2] \\ &\quad + \frac{1}{6}[e^2 + 4e^{5/2} + e^3] + \frac{1}{6}[e^3 + 4e^{7/2} + e^4] \\ &= \frac{1}{6}[e^0 + 4e^{1/2} + 2e + 4e^{3/2} + 2e^2 + 4e^{5/2} + 2e^3 + 4e^{7/2} + e^4] \\ &= 53.61622. \end{aligned}$$

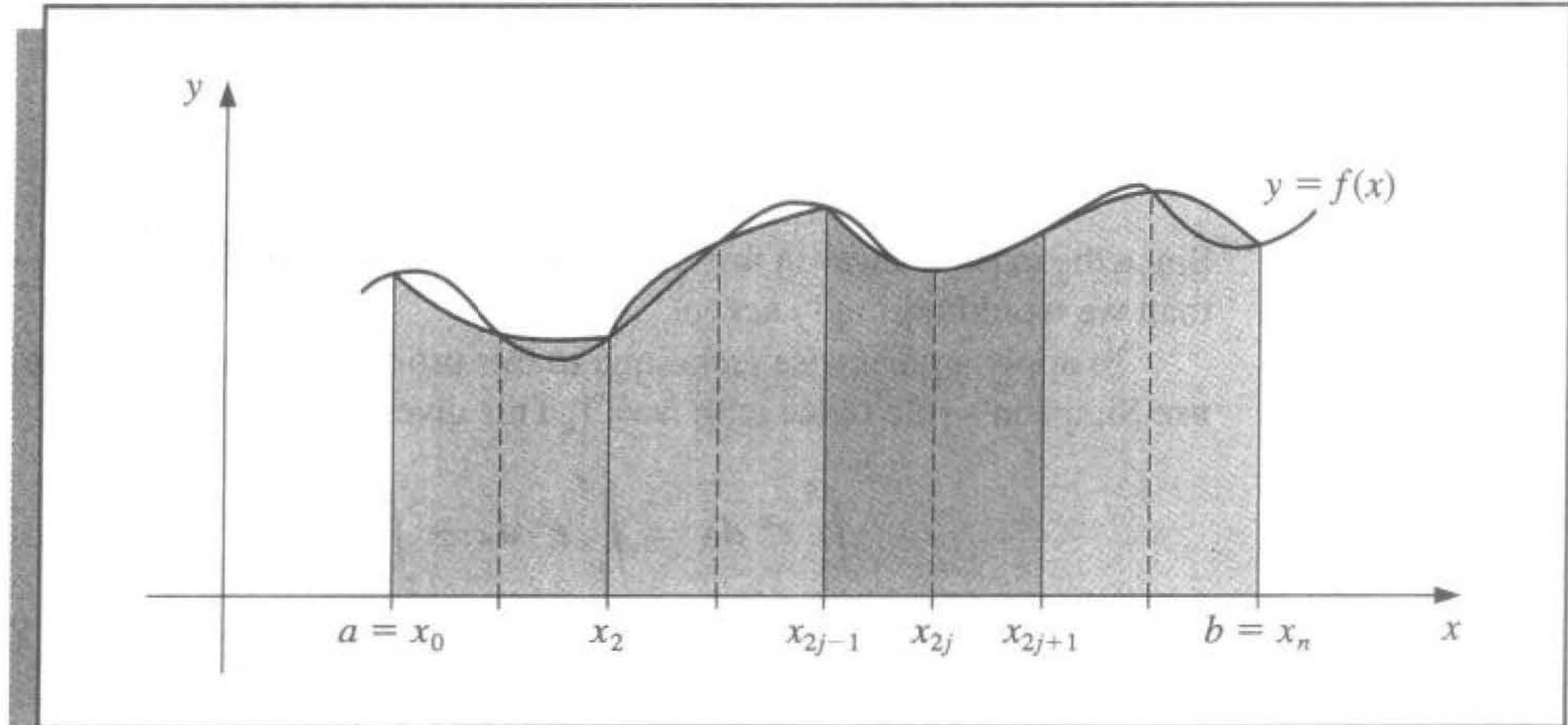
The error for this approximation is -0.01807 .

To generalize this procedure, choose an even integer n . Subdivide the interval $[a, b]$ into n subintervals, and apply Simpson's rule on each consecutive pair of subintervals. (See Figure 4.7 on page 198.) With $h = (b - a)/n$ and $x_j = a + jh$, for each $j = 0, 1, \dots, n$, we have

$$\begin{aligned} \int_a^b f(x) dx &= \sum_{j=1}^{n/2} \int_{x_{2j-2}}^{x_{2j}} f(x) dx \\ &= \sum_{j=1}^{n/2} \left\{ \frac{h}{3} [f(x_{2j-2}) + 4f(x_{2j-1}) + f(x_{2j})] - \frac{h^5}{90} f^{(4)}(\xi_j) \right\}, \end{aligned}$$

for some ξ_j with $x_{2j-2} < \xi_j < x_{2j}$, provided that $f \in C^4[a, b]$. Using the fact that, for each $j = 1, 2, \dots, (n/2) - 1$, we have $f(x_{2j})$ appearing in the term corresponding to the

Figure 4.7



interval $[x_{2j-2}, x_{2j}]$ and also in the term corresponding to the interval $[x_{2j}, x_{2j+2}]$, we can reduce this sum to

$$\int_a^b f(x) dx = \frac{h}{3} \left[f(x_0) + 2 \sum_{j=1}^{(n/2)-1} f(x_{2j}) + 4 \sum_{j=1}^{n/2} f(x_{2j-1}) + f(x_n) \right] - \frac{h^5}{90} \sum_{j=1}^{n/2} f^{(4)}(\xi_j).$$

The error associated with this approximation is

$$E(f) = -\frac{h^5}{90} \sum_{j=1}^{n/2} f^{(4)}(\xi_j),$$

where $x_{2j-2} < \xi_j < x_{2j}$, for each $j = 1, 2, \dots, n/2$.

If $f \in C^4[a, b]$, the Extreme Value Theorem implies that $f^{(4)}$ assumes its maximum and minimum in $[a, b]$. Since

$$\min_{x \in [a, b]} f^{(4)}(x) \leq f^{(4)}(\xi_j) \leq \max_{x \in [a, b]} f^{(4)}(x),$$

we have

$$\frac{n}{2} \min_{x \in [a, b]} f^{(4)}(x) \leq \sum_{j=1}^{n/2} f^{(4)}(\xi_j) \leq \frac{n}{2} \max_{x \in [a, b]} f^{(4)}(x)$$

and

$$\min_{x \in [a, b]} f^{(4)}(x) \leq \frac{2}{n} \sum_{j=1}^{n/2} f^{(4)}(\xi_j) \leq \max_{x \in [a, b]} f^{(4)}(x).$$

By the Intermediate Value Theorem, there is a $\mu \in (a, b)$ such that

$$f^{(4)}(\mu) = \frac{2}{n} \sum_{j=1}^{n/2} f^{(4)}(\xi_j).$$

Thus,

$$E(f) = -\frac{h^5}{90} \sum_{j=1}^{n/2} f^{(4)}(\xi_j) = -\frac{h^5}{180} n f^{(4)}(\mu),$$

or, since $h = (b - a)/n$,

$$E(f) = -\frac{(b - a)}{180} h^4 f^{(4)}(\mu).$$

These observations produce the following result.

Theorem 4.4

Let $f \in C^4[a, b]$, n be even, $h = (b - a)/n$, and $x_j = a + jh$, for each $j = 0, 1, \dots, n$. There exists a $\mu \in (a, b)$ for which the **Composite Simpson's rule** for n subintervals can be written with its error term as

$$\int_a^b f(x) dx = \frac{h}{3} \left[f(a) + 2 \sum_{j=1}^{(n/2)-1} f(x_{2j}) + 4 \sum_{j=1}^{n/2} f(x_{2j-1}) + f(b) \right] - \frac{b - a}{180} h^4 f^{(4)}(\mu). \quad \blacksquare$$

Algorithm 4.1 uses the Composite Simpson's rule on n subintervals. This is the most frequently used general-purpose quadrature algorithm.

ALGORITHM

4.1

Composite Simpson's Rule

To approximate the integral $I = \int_a^b f(x) dx$:

INPUT endpoints a, b ; even positive integer n .

OUTPUT approximation XI to I .

Step 1 Set $h = (b - a)/n$.

Step 2 Set $XI0 = f(a) + f(b)$;
 $XI1 = 0$; (Summation of $f(x_{2i-1})$.)
 $XI2 = 0$. (Summation of $f(x_{2i})$.)

Step 3 For $i = 1, \dots, n - 1$ do Steps 4 and 5.

Step 4 Set $X = a + ih$.

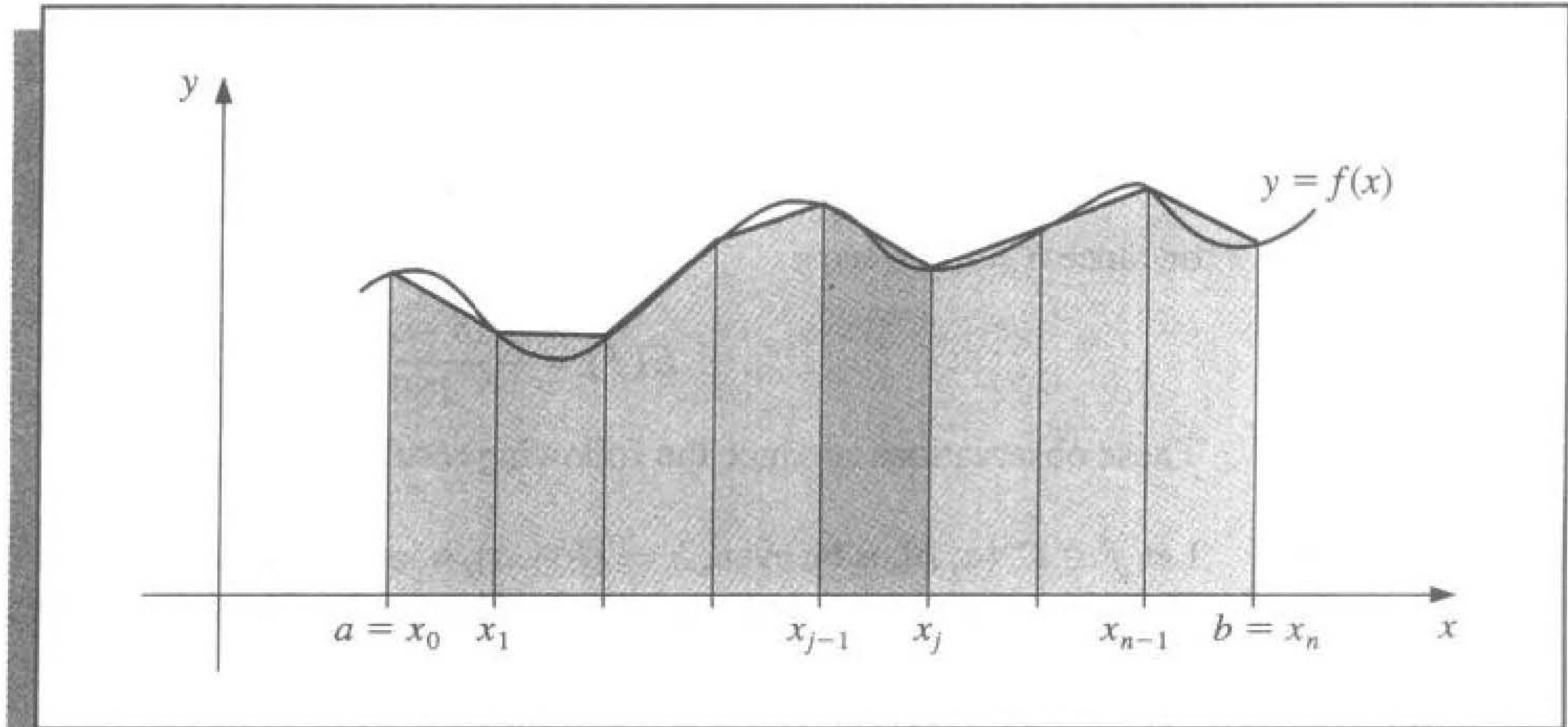
Step 5 If i is even then set $XI2 = XI2 + f(X)$.
 else set $XI1 = XI1 + f(X)$.

Step 6 Set $XI = h(XI0 + 2 \cdot XI2 + 4 \cdot XI1)/3$.

Step 7 **OUTPUT** (XI);
STOP. ■

The subdivision approach can be applied to any of the Newton-Cotes formulas. The extensions of the Trapezoidal (see Figure 4.8) and Midpoint rules are given without proof. Since the Trapezoidal rule requires only one interval for each application, the integer n can be either odd or even.

Figure 4.8

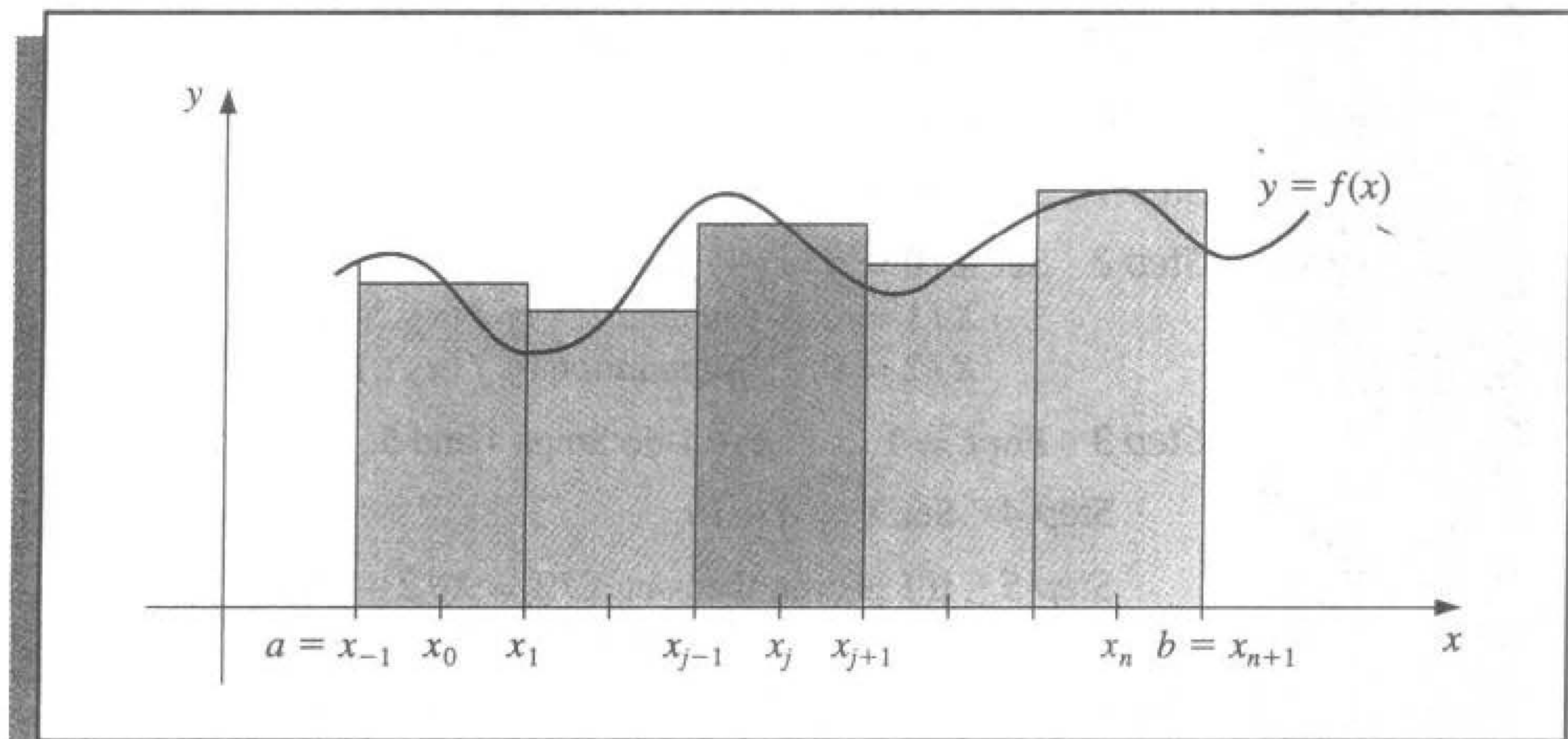
**Theorem 4.5**

Let $f \in C^2[a, b]$, $h = (b - a)/n$, and $x_j = a + jh$, for each $j = 0, 1, \dots, n$. There exists a $\mu \in (a, b)$ for which the **Composite Trapezoidal rule** for n subintervals can be written with its error term as

$$\int_a^b f(x) dx = \frac{h}{2} \left[f(a) + 2 \sum_{j=1}^{n-1} f(x_j) + f(b) \right] - \frac{b-a}{12} h^2 f''(\mu). \quad \blacksquare$$

For the Composite Midpoint rule, n must again be even. (See Figure 4.9.)

Figure 4.9

**Theorem 4.6**

Let $f \in C^2[a, b]$, n be even, $h = (b - a)/(n + 2)$, and $x_j = a + (j + 1)h$ for each $j = -1, 0, \dots, n + 1$. There exists a $\mu \in (a, b)$ for which the **Composite Midpoint rule** for $n + 2$ subintervals can be written with its error term as

$$\int_a^b f(x) dx = 2h \sum_{j=0}^{n/2} f(x_{2j}) + \frac{b-a}{6} h^2 f''(\mu). \quad \blacksquare$$

EXAMPLE 1

Consider approximating $\int_0^\pi \sin x \, dx$ with an absolute error less than 0.00002, using the Composite Simpson's rule. The Composite Simpson's rule gives, for some μ in $(0, \pi)$,

$$\int_0^\pi \sin x \, dx = \frac{h}{3} \left[2 \sum_{j=1}^{(n/2)-1} \sin x_{2j} + 4 \sum_{j=1}^{n/2} \sin x_{2j-1} \right] - \frac{\pi h^4}{180} \sin \mu.$$

Since the absolute error is to be less than 0.00002, the inequality

$$\left| \frac{\pi h^4}{180} \sin \mu \right| \leq \frac{\pi h^4}{180} = \frac{\pi^5}{180n^4} < 0.00002$$

is used to determine n and h . Completing these calculations gives $n \geq 18$. If $n = 20$, then $h = \pi/20$, and the formula gives

$$\int_0^\pi \sin x \, dx \approx \frac{\pi}{60} \left[2 \sum_{j=1}^9 \sin \left(\frac{j\pi}{10} \right) + 4 \sum_{j=1}^{10} \sin \left(\frac{(2j-1)\pi}{20} \right) \right] = 2.000006.$$

To be assured of this degree of accuracy using the Composite Trapezoidal rule requires that

$$\left| \frac{\pi h^2}{12} \sin \mu \right| \leq \frac{\pi h^2}{12} = \frac{\pi^3}{12n^2} < 0.00002,$$

or that $n \geq 360$. Since this is many more calculations than are needed for the Composite Simpson's rule, we would not want to use the Composite Trapezoidal rule on this problem. For comparison purposes, the Composite Trapezoidal rule with $n = 20$ and $h = \pi/20$ gives

$$\begin{aligned} \int_0^\pi \sin x \, dx &\approx \frac{\pi}{40} \left[2 \sum_{j=1}^{19} \sin \left(\frac{j\pi}{20} \right) + \sin 0 + \sin \pi \right] = \frac{\pi}{40} \left[2 \sum_{j=1}^{19} \sin \left(\frac{j\pi}{20} \right) \right] \\ &= 1.9958860. \end{aligned}$$

The exact answer is 2, so Simpson's rule with $n = 20$ gave an answer well within the required error bound, whereas the Trapezoidal rule with $n = 20$ clearly did not. ■

Most CAS incorporate both the Composite Simpson's rule and the Composite Trapezoidal Rule. In Maple, you first access to the library where they are defined by entering

```
>with(student);
```

The calls for the methods are `trapezoid(f,x=a..b,n)` and `simpson(f,x=a..b,n)`. For our example,

```
>f:=sin(x);
```

```
f := sin(x)
```

```
>trapezoid(f,x=0..Pi,20);
```

$$\frac{1}{20}\pi \left(\sum_{i=1}^{19} \sin \left(\frac{1}{20}i\pi \right) \right)$$

```
>evalf(%);
```

```
1.995885974
```

```
>evalf(simpson(f,x=0..Pi,20));
```

```
2.000006785
```

The Composite Midpoint rule is also in the Maple library and can be accessed with the command

```
>evalf(middlesum(f, x=0..Pi,10));
```

which gives the approximation 2.008248408.

To demonstrate Maple code for the midpoint method, we define $f(x)$, a , b , n , and h with the commands

```
>f:=x->sin(x);
```

```
>a:=0; b:=Pi; n:=18; h:=(b-a)/(n+2);
```

We also need a variable to calculate the running sum, which we initialize to 0.

```
>Tot:=0;
```

In Maple the counter-controlled loop is defined by

```
for loop control variable from initial-value to terminal value do
    statement;
    statement;
    :
    statement;
od;
```

We set the loop control variable j , which begins at 0 and goes to $n/2 = 9$ in steps of 1. For each value of $j = 0, 1, \dots, 9$ the loop is traversed and each calculation inside the loop is performed until the word `od` is encountered. The reserved words involved are `for`, `from`, `to`, `do`, and `od`. Note that no semicolon (;) follows the `do` statement.

```
> for j from 0 to n/2 do
> xj:=a+(2*j+1)*h;
> Tot:=evalf(Tot+f(xj))
>od;
```

This produces a series of results culminating in the final summation

$$Tot = \sum_{j=0}^{n/2} f(x_{2j}) = \sum_{j=0}^9 f(x_{2j}) = 6.392453222.$$

We then multiply by $2h$ to finish the Composite Midpoint method:

```
>Tot:=evalf(2*h*Tot);
```

```
Tot := 2.008248408
```

An important property shared by all the composite integration techniques is a stability with respect to roundoff error. To demonstrate this, suppose we apply the Composite Simpson's rule with n subintervals to a function f on $[a, b]$ and determine the maximum bound for the roundoff error. Assume that $f(x_i)$ is approximated by $\tilde{f}(x_i)$ and that

$$f(x_i) = \tilde{f}(x_i) + e_i, \quad \text{for each } i = 0, 1, \dots, n,$$

where e_i denotes the roundoff error associated with using $\tilde{f}(x_i)$ to approximate $f(x_i)$. Then the accumulated error, $e(h)$, in the Composite Simpson's rule is

$$\begin{aligned} e(h) &= \left| \frac{h}{3} \left[e_0 + 2 \sum_{j=1}^{(n/2)-1} e_{2j} + 4 \sum_{j=1}^{n/2} e_{2j-1} + e_n \right] \right| \\ &\leq \frac{h}{3} \left[|e_0| + 2 \sum_{j=1}^{(n/2)-1} |e_{2j}| + 4 \sum_{j=1}^{n/2} |e_{2j-1}| + |e_n| \right]. \end{aligned}$$

If the roundoff errors are uniformly bounded by ε , then

$$e(h) \leq \frac{h}{3} \left[\varepsilon + 2 \left(\frac{n}{2} - 1 \right) \varepsilon + 4 \left(\frac{n}{2} \right) \varepsilon + \varepsilon \right] = \frac{h}{3} 3n\varepsilon = nh\varepsilon.$$

But $nh = b - a$, so

$$e(h) \leq (b - a)\varepsilon,$$

a bound independent of h (and n). This means that, even though we may need to divide an interval into more parts to ensure accuracy, the increased computation that is required does not increase the roundoff error. This result implies that the procedure is stable as h approaches zero. Recall that this was not true of the numerical differentiation procedures considered at the beginning of this chapter.

EXERCISE SET 4.4

- Use the Composite Trapezoidal rule with the indicated values of n to approximate the following integrals.

a. $\int_1^2 x \ln x \, dx, \quad n = 4$

b. $\int_{-2}^2 x^3 e^x \, dx, \quad n = 4$

c. $\int_0^2 \frac{2}{x^2 + 4} \, dx, \quad n = 6$

d. $\int_0^\pi x^2 \cos x \, dx, \quad n = 6$

e. $\int_0^2 e^{2x} \sin 3x \, dx, \quad n = 8$

f. $\int_1^3 \frac{x}{x^2 + 4} \, dx, \quad n = 8$

g. $\int_3^5 \frac{1}{\sqrt{x^2 - 4}} \, dx, \quad n = 8$

h. $\int_0^{3\pi/8} \tan x \, dx, \quad n = 8$

- Use the Composite Simpson's rule to approximate the integrals in Exercise 1.
- Use the Composite Midpoint rule with $n + 2$ subintervals to approximate the integrals in Exercise 1.

4. Approximate $\int_0^2 x^2 e^{-x^2} dx$ using $h = 0.25$.
 - a. Use the Composite Trapezoidal rule.
 - b. Use the Composite Simpson's rule.
 - c. Use the Composite Midpoint rule.
5. Suppose that $f(0) = 1$, $f(0.5) = 2.5$, $f(1) = 2$, and $f(0.25) = f(0.75) = \alpha$. Find α if the Composite Trapezoidal rule with $n = 4$ gives the value 1.75 for $\int_0^1 f(x) dx$.
6. The Midpoint rule for approximating $\int_{-1}^1 f(x) dx$ gives the value 12, the Composite Midpoint rule with $n = 2$ gives 5, and Composite Simpson's rule gives 6. Use the fact that $f(-1) = f(1)$ and $f(-0.5) = f(0.5) - 1$ to determine $f(-1)$, $f(-0.5)$, $f(0)$, $f(0.5)$, and $f(1)$.
7. Determine the values of n and h required to approximate

$$\int_0^2 e^{2x} \sin 3x dx$$

to within 10^{-4} .

- a. Use the Composite Trapezoidal rule.
 - b. Use the Composite Simpson's rule.
 - c. Use the Composite Midpoint rule.
8. Repeat Exercise 7 for the integral $\int_0^\pi x^2 \cos x dx$.
 9. Determine the values of n and h required to approximate

$$\int_0^2 \frac{1}{x+4} dx$$

to within 10^{-5} and compute the approximation.

- a. Use the Composite Trapezoidal rule.
 - b. Use the Composite Simpson's rule.
 - c. Use the Composite Midpoint rule.
10. Repeat Exercise 9 for the integral $\int_1^2 x \ln x dx$.
 11. Let f be defined by

$$f(x) = \begin{cases} x^3 + 1, & 0 \leq x \leq 0.1, \\ 1.001 + 0.03(x - 0.1) + 0.3(x - 0.1)^2 + 2(x - 0.1)^3, & 0.1 \leq x \leq 0.2, \\ 1.009 + 0.15(x - 0.2) + 0.9(x - 0.2)^2 + 2(x - 0.2)^3, & 0.2 \leq x \leq 0.3. \end{cases}$$

- a. Investigate the continuity of the derivatives of f .
 - b. Use the Composite Trapezoidal rule with $n = 6$ to approximate $\int_0^{0.3} f(x) dx$, and estimate the error using the error bound.
 - c. Use the Composite Simpson's rule with $n = 6$ to approximate $\int_0^{0.3} f(x) dx$. Are the results more accurate than in part (b)?
12. Show that the error $E(f)$ for Composite Simpson's rule can be approximated by

$$-\frac{h^4}{180} [f'''(b) - f'''(a)].$$

[Hint: $\sum_{j=1}^{n/2} f^{(4)}(\xi_j)(2h)$ is a Riemann Sum for $\int_a^b f^{(4)}(x) dx$.]

13. a. Derive an estimate for $E(f)$ in the Composite Trapezoidal rule using the method in Exercise 12.
 b. Repeat part (a) for the Composite Midpoint rule.
14. Use the error estimates of Exercises 12 and 13 to estimate the errors in Exercise 8.
15. Use the error estimates of Exercises 12 and 13 to estimate the errors in Exercise 10.
16. In multivariable calculus and in statistics courses it is shown that

$$\int_{-\infty}^{\infty} \frac{1}{\sigma\sqrt{2\pi}} e^{-(1/2)(x/\sigma)^2} dx = 1,$$

for any positive σ . The function

$$f(x) = \frac{1}{\sigma\sqrt{2\pi}} e^{-(1/2)(x/\sigma)^2}$$

is the *normal density function* with mean $\mu = 0$ and standard deviation σ . The probability that a randomly chosen value described by this distribution lies in $[a, b]$ is given by $\int_a^b f(x) dx$. Approximate to within 10^{-5} the probability that a randomly chosen value described by this distribution will lie in

- a. $[-\sigma, \sigma]$ b. $[-2\sigma, 2\sigma]$ c. $[-3\sigma, 3\sigma]$

17. Determine to within 10^{-6} the length of the graph of the ellipse with equation $4x^2 + 9y^2 = 36$.
18. A car laps a race track in 84 seconds. The speed of the car at each 6-second interval is determined using a radar gun and is given from the beginning of the lap, in feet/second, by the entries in the following table.

Time	0	6	12	18	24	30	36	42	48	54	60	66	72	78	84
Speed	124	134	148	156	147	133	121	109	99	85	78	89	104	116	123

How long is the track?

19. A particle of mass m moving through a fluid is subjected to a viscous resistance R , which is a function of the velocity v . The relationship between the resistance R , velocity v , and time t is given by the equation

$$t = \int_{v(t_0)}^{v(t)} \frac{m}{R(u)} du.$$

Suppose that $R(v) = -v\sqrt{v}$ for a particular fluid, where R is in newtons and v is in meters/second. If $m = 10$ kg and $v(0) = 10$ m/s, approximate the time required for the particle to slow to $v = 5$ m/s.

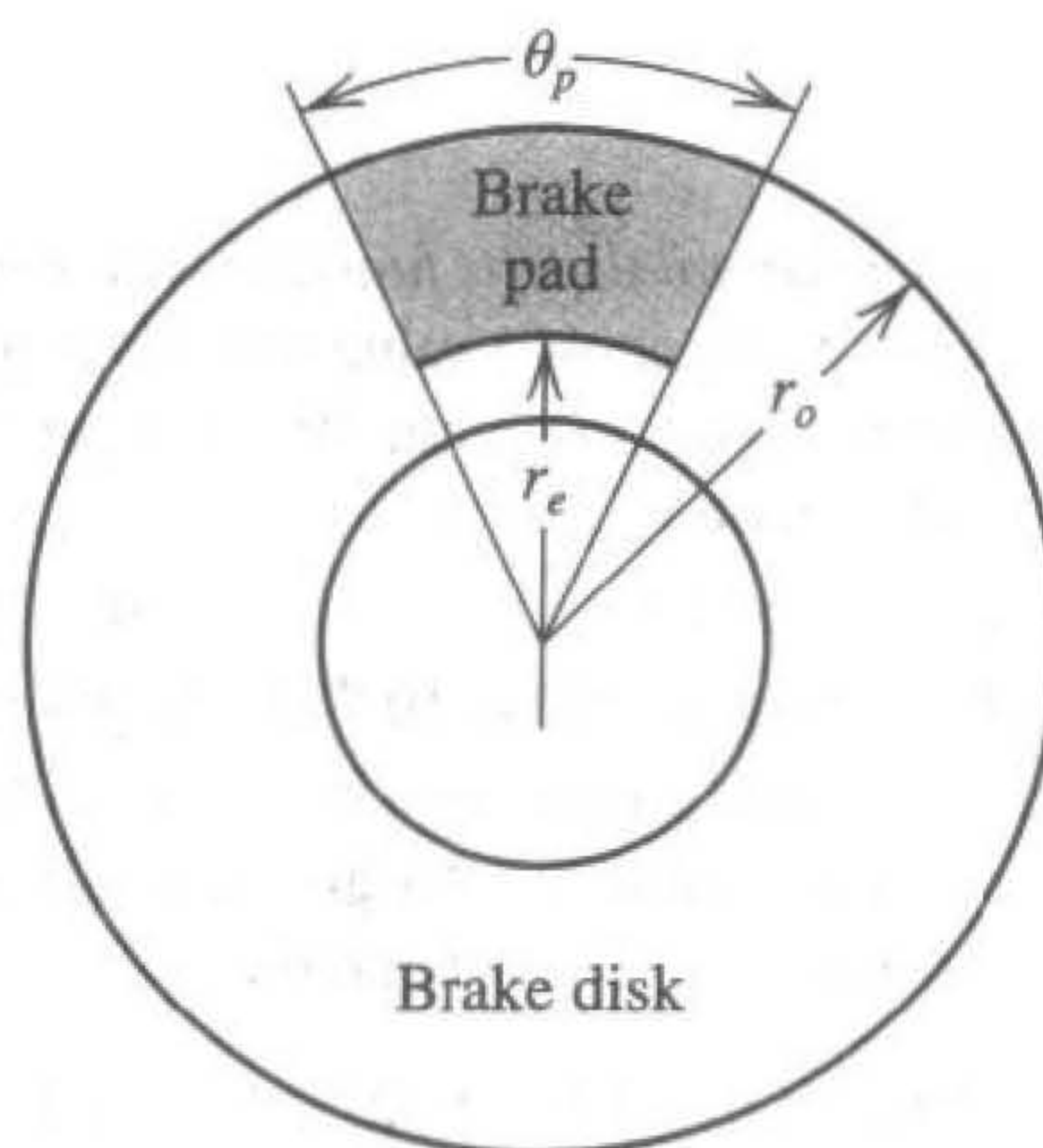
20. To simulate the thermal characteristics of disk brakes (see the following figure), D. A. Sechrist and R. W. Hombeck [SH] needed to approximate numerically the "area averaged lining temperature," T , of the brake pad from the equation

$$T = \frac{\int_{r_e}^{r_0} T(r)r\theta_p dr}{\int_{r_e}^{r_0} r\theta_p dr},$$

where r_e represents the radius at which the pad-disk contact begins, r_0 represents the outside radius of the pad-disk contact, θ_p represents the angle subtended by the sector brake pads, and $T(r)$ is the temperature at each point of the pad, obtained numerically from analyzing the heat

equation (see Section 12.2). Suppose $r_e = 0.308$ ft, $r_o = 0.478$ ft, $\theta_p = 0.7051$ radians, and the temperatures given in the following table have been calculated at the various points on the disk. Approximate T .

r (ft)	$T(r)$ (°F)	r (ft)	$T(r)$ (°F)	r (ft)	$T(r)$ (°F)
0.308	640	0.376	1034	0.444	1204
0.325	794	0.393	1064	0.461	1222
0.342	885	0.410	1114	0.478	1239
0.359	943	0.427	1152		



21. Find an approximation to within 10^{-4} of the value of the integral considered in the application opening this chapter:

$$\int_0^{48} \sqrt{1 + (\cos x)^2} dx.$$

22. The equation

$$\int_0^x \frac{1}{\sqrt{2\pi}} e^{-t^2/2} dt = 0.45$$

can be solved for x by using Newton's method with

$$f(x) = \int_0^x \frac{1}{\sqrt{2\pi}} e^{-t^2/2} dt - 0.45$$

and

$$f'(x) = \frac{1}{\sqrt{2\pi}} e^{-x^2/2}.$$

To evaluate f at the approximation p_k , we need a quadrature formula to approximate

$$\int_0^{p_k} \frac{1}{\sqrt{2\pi}} e^{-t^2/2} dt.$$

- a. Find a solution to $f(x) = 0$ accurate to within 10^{-5} using Newton's method with $p_0 = 0.5$ and the Composite Simpson's rule.
- b. Repeat (a) using the Composite Trapezoidal rule in place of the Composite Simpson's rule.

4.5 Romberg Integration

Romberg integration uses the Composite Trapezoidal rule to give preliminary approximations and then applies the Richardson extrapolation process to improve the approximations. Recall from Section 4.2 that Richardson extrapolation can be performed on any approximation procedure of the form

$$M - N(h) = K_1h + K_2h^2 + \cdots + K_nh^n,$$

where the K_1, K_2, \dots, K_n are constants and $N(h)$ is an approximation to the unknown value M . The truncation error in this formula is dominated by K_1h when h is small, so this formula gives $O(h)$ approximations. Richardson's extrapolation uses an averaging technique to produce formulas with higher-order truncation error. In Section 4.2 we saw how this could be used to produce derivative approximations. In this section we will use extrapolation to approximate definite integrals.

To begin the presentation of the Romberg integration scheme, recall that the Composite Trapezoidal rule for approximating the integral of a function f on an interval $[a, b]$ using m subintervals is

$$\int_a^b f(x) dx = \frac{h}{2} \left[f(a) + f(b) + 2 \sum_{j=1}^{m-1} f(x_j) \right] - \frac{(b-a)}{12} h^2 f''(\mu),$$

where $a < \mu < b$, $h = (b-a)/m$ and $x_j = a + jh$, for each $j = 0, 1, \dots, m$.

We first obtain Composite Trapezoidal rule approximations with $m_1 = 1$, $m_2 = 2$, $m_3 = 4$, \dots , and $m_n = 2^{n-1}$, where n is a positive integer. The step size h_k corresponding to m_k is $h_k = (b-a)/m_k = (b-a)/2^{k-1}$. With this notation the Trapezoidal rule becomes

$$\int_a^b f(x) dx = \frac{h_k}{2} \left[f(a) + f(b) + 2 \left(\sum_{i=1}^{2^{k-1}-1} f(a + ih_k) \right) \right] - \frac{(b-a)}{12} h_k^2 f''(\mu_k), \quad (4.31)$$

where μ_k is a number in (a, b) .

If the notation $R_{k,1}$ is introduced to denote the portion of Eq. (4.31) used for the trapezoidal approximation, then

$$R_{1,1} = \frac{h_1}{2} [f(a) + f(b)] = \frac{(b-a)}{2} [f(a) + f(b)];$$

$$R_{2,1} = \frac{h_2}{2} [f(a) + f(b) + 2f(a+h_2)]$$

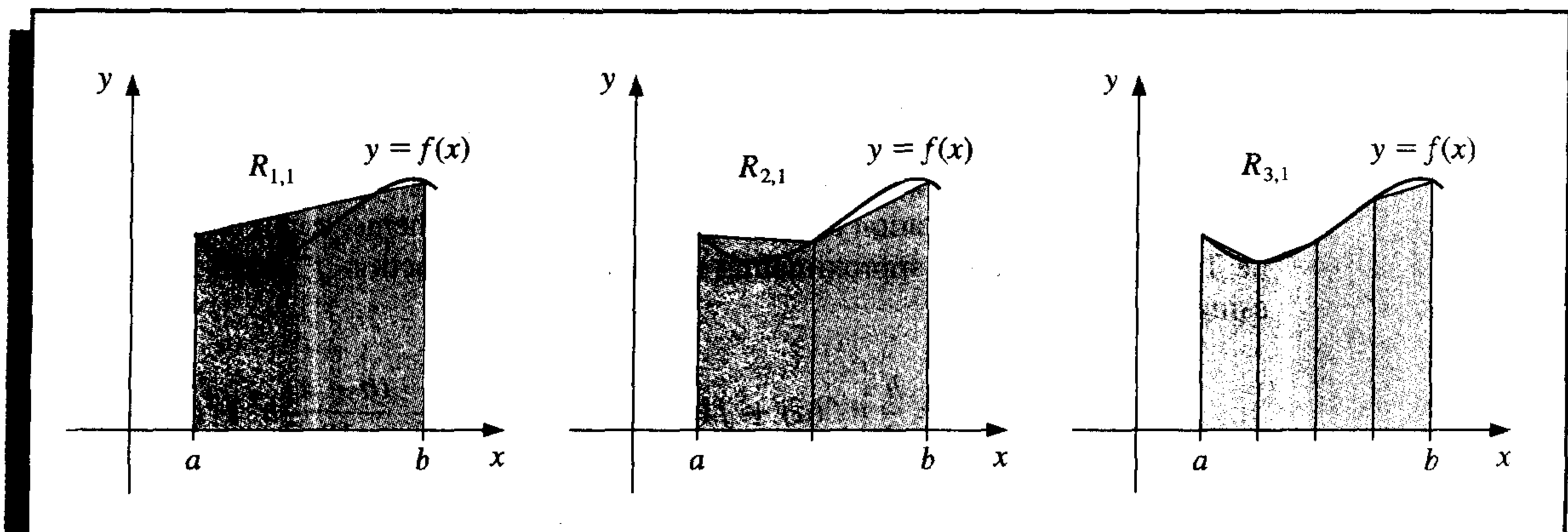
$$\begin{aligned}
 &= \frac{(b-a)}{4} \left[f(a) + f(b) + 2f\left(a + \frac{(b-a)}{2}\right) \right] \\
 &= \frac{1}{2} [R_{1,1} + h_1 f(a + h_2)]; \\
 R_{3,1} &= \frac{1}{2} \{R_{2,1} + h_2 [f(a + h_3) + f(a + 3h_3)]\};
 \end{aligned}$$

and, in general (see Figure 4.10),

$$R_{k,1} = \frac{1}{2} \left[R_{k-1,1} + h_{k-1} \sum_{i=1}^{2^{k-2}} f(a + (2i-1)h_k) \right], \quad (4.32)$$

for each $k = 2, 3, \dots, n$. (See Exercises 12 and 13.)

Figure 4.10



EXAMPLE 1 Using Eq. (4.32) to perform the first step of the Romberg integration scheme for approximating $\int_0^\pi \sin x \, dx$ with $n = 6$ leads to the equations

$$R_{1,1} = \frac{\pi}{2} [\sin 0 + \sin \pi] = 0;$$

$$R_{2,1} = \frac{1}{2} \left[R_{1,1} + \pi \sin \frac{\pi}{2} \right] = 1.57079633;$$

$$R_{3,1} = \frac{1}{2} \left[R_{2,1} + \frac{\pi}{2} \left(\sin \frac{\pi}{4} + \sin \frac{3\pi}{4} \right) \right] = 1.89611890;$$

$$R_{4,1} = \frac{1}{2} \left[R_{3,1} + \frac{\pi}{4} \left(\sin \frac{\pi}{8} + \sin \frac{3\pi}{8} + \sin \frac{5\pi}{8} + \sin \frac{7\pi}{8} \right) \right] = 1.97423160;$$

$$R_{5,1} = 1.99357034, \quad \text{and} \quad R_{6,1} = 1.99839336. \quad \blacksquare$$

Since the correct value for the integral in Example 1 is 2, the convergence is quite slow. Richardson extrapolation will be used to speed the convergence.

It can be shown, although not easily (see [RR, pp. 136–138]), that if $f \in C^\infty[a, b]$, the Composite Trapezoidal rule can be written with an alternative error term in the form

$$\int_a^b f(x) dx - R_{k,1} = \sum_{i=1}^{\infty} K_i h_k^{2i} = K_1 h_k^2 + \sum_{i=2}^{\infty} K_i h_k^{2i}, \quad (4.33)$$

where each K_i is independent of h_k and depends only on $f^{(2i-1)}(a)$ and $f^{(2i-1)}(b)$.

With the Composite Trapezoidal rule in this form, we can eliminate the term involving h_k^2 by combining this equation with its counterpart with h_k replaced by $h_{k+1} = h_k/2$, giving

$$\int_a^b f(x) dx - R_{k+1,1} = \sum_{i=1}^{\infty} K_i h_{k+1}^{2i} = \sum_{i=1}^{\infty} \frac{K_i h_k^{2i}}{2^{2i}} = \frac{K_1 h_k^2}{4} + \sum_{i=2}^{\infty} \frac{K_i h_k^{2i}}{4^i}. \quad (4.34)$$

Subtracting Eq. (4.33) from 4 times (4.34) and simplifying gives the $O(h_k^4)$ formula

$$\begin{aligned} \int_a^b f(x) dx - \left[R_{k+1,1} + \frac{R_{k+1,1} - R_{k,1}}{3} \right] &= \sum_{i=2}^{\infty} \frac{K_i}{3} \left(\frac{h_k^{2i}}{4^{i-1}} - h_k^{2i} \right) \\ &= \sum_{i=2}^{\infty} \frac{K_i}{3} \left(\frac{1 - 4^{i-1}}{4^{i-1}} \right) h_k^{2i}. \end{aligned}$$

Extrapolation can then be applied to this formula to obtain an $O(h_k^6)$ result, and so on. To simplify the notation we define

$$R_{k,2} = R_{k,1} + \frac{R_{k,1} - R_{k-1,1}}{3},$$

for each $k = 2, 3, \dots, n$, and apply the Richardson extrapolation procedure to these values. Continuing this notation, we have, for each $k = 2, 3, 4, \dots, n$ and $j = 2, \dots, k$, an $O(h_k^{2j})$ approximation formula defined by

$$R_{k,j} = R_{k,j-1} + \frac{R_{k,j-1} - R_{k-1,j-1}}{4^{j-1} - 1}. \quad (4.35)$$

The results that are generated from these formulas are shown in Table 4.9.

Table 4.9

$R_{1,1}$				
$R_{2,1}$	$R_{2,2}$			
$R_{3,1}$	$R_{3,2}$	$R_{3,3}$		
$R_{4,1}$	$R_{4,2}$	$R_{4,3}$	$R_{4,4}$	
\vdots	\vdots	\vdots	\vdots	\ddots
$R_{n,1}$	$R_{n,2}$	$R_{n,3}$	$R_{n,4}$	\dots $R_{n,n}$

The Romberg technique has the additional desirable feature that it allows an entire new row in the table to be calculated by doing one additional application of the Composite Trapezoidal rule. Then it uses an averaging of the previously calculated values to obtain the

succeeding entries in the row. The method used to construct a table of this type calculates the entries row by row, that is, in the order $R_{1,1}$, $R_{2,1}$, $R_{2,2}$, $R_{3,1}$, $R_{3,2}$, $R_{3,3}$, etc. Algorithm 4.2 describes this technique in detail.

ALGORITHM

4.2

Romberg

To approximate the integral $I = \int_a^b f(x) dx$, select an integer $n > 0$.

INPUT endpoints a, b ; integer n .

OUTPUT an array R . (Compute R by rows; only the last 2 rows are saved in storage.)

Step 1 Set $h = b - a$;
 $R_{1,1} = \frac{h}{2}(f(a) + f(b))$.

Step 2 OUTPUT ($R_{1,1}$).

Step 3 For $i = 2, \dots, n$ do Steps 4–8.

$$\text{Step 4 Set } R_{2,1} = \frac{1}{2} \left[R_{1,1} + h \sum_{k=1}^{2^{i-2}} f(a + (k - 0.5)h) \right].$$

(Approximation from Trapezoidal method.)

Step 5 For $j = 2, \dots, i$
 set $R_{2,j} = R_{2,j-1} + \frac{R_{2,j-1} - R_{1,j-1}}{4^{j-1} - 1}$. (Extrapolation.)

Step 6 OUTPUT ($R_{2,j}$ for $j = 1, 2, \dots, i$).

Step 7 Set $h = h/2$.

Step 8 For $j = 1, 2, \dots, i$ set $R_{1,j} = R_{2,j}$. (Update row 1 of R .)

Step 9 STOP. ■

EXAMPLE 2

In Example 1, the values for $R_{1,1}$ through $R_{6,1}$ were obtained for approximating $\int_0^\pi \sin x dx$. With Algorithm 4.2, the Romberg table is shown in Table 4.10. ■

Although there are 21 entries in the table, only the six in the first column require function evaluations since these are the only entries generated by the integration technique. The other entries are obtained by an averaging process.

Table 4.10

0					
1.57079633	2.09439511				
1.89611890	2.00455976	1.99857073			
1.97423160	2.00026917	1.99998313	2.00000555		
1.99357034	2.00001659	1.99999975	2.00000001	1.99999999	
1.99839336	2.00000103	2.00000000	2.00000000	2.00000000	2.00000000

Algorithm 4.2 requires a preset integer n to determine the number of rows to be generated. We could also set an error tolerance for the approximation and generate n , within some upper bound, until consecutive diagonal entries $R_{n-1,n-1}$ and $R_{n,n}$ agree to within the tolerance. To guard against the possibility that two consecutive row elements agree with each other but not with the value of the integral being approximated, it is common to generate approximations until not only $|R_{n-1,n-1} - R_{n,n}|$ is within the tolerance, but also $|R_{n-2,n-2} - R_{n-1,n-1}|$. Although not a universal safeguard, this will ensure that two differently generated sets of approximations agree within the specified tolerance before $R_{n,n}$ is accepted as sufficiently accurate.

Romberg integration applied to f on $[a, b]$ relies on the assumption that the Composite Trapezoidal rule has an error term that can be expressed in the form of Eq. (4.33); that is, we must have $f \in C^{2k+2}[a, b]$ for the k th row to be generated. General-purpose algorithms using Romberg integration include a check at each stage to ensure that this assumption is fulfilled. These methods are known as *cautious Romberg algorithms* and are described in [Joh]. This reference also describes methods for using the Romberg technique as an adaptive procedure, similar to the adaptive Simpson's rule that will be discussed in Section 4.6.

EXERCISE SET 4.5

1. Use Romberg integration to compute $R_{3,3}$ for the following integrals.

a. $\int_1^{1.5} x^2 \ln x \, dx$

b. $\int_0^1 x^2 e^{-x} \, dx$

c. $\int_0^{0.35} \frac{2}{x^2 - 4} \, dx$

d. $\int_0^{\pi/4} x^2 \sin x \, dx$

e. $\int_0^{\pi/4} e^{3x} \sin 2x \, dx$

f. $\int_1^{1.6} \frac{2x}{x^2 - 4} \, dx$

g. $\int_3^{3.5} \frac{x}{\sqrt{x^2 - 4}} \, dx$

h. $\int_0^{\pi/4} (\cos x)^2 \, dx$

2. Calculate $R_{4,4}$ for the integrals in Exercise 1.
3. Use Romberg integration to approximate the integrals in Exercise 1 to within 10^{-6} . Compute the Romberg table until either $|R_{n-1,n-1} - R_{n,n}| < 10^{-6}$, or $n = 10$. Compare your results to the exact values of the integrals.
4. Apply Romberg integration to the following integrals until $R_{n-1,n-1}$ and $R_{n,n}$ agree to within 10^{-4} .

a. $\int_0^1 x^{1/3} \, dx$

b. $\int_0^{0.3} f(x) \, dx$, where

$$f(x) = \begin{cases} x^3 + 1, & 0 \leq x \leq 0.1 \\ 1.001 + 0.03(x - 0.1) + 0.3(x - 0.1)^2 + 2(x - 0.1)^3, & 0.1 < x \leq 0.2 \\ 1.009 + 0.15(x - 0.2) + 0.9(x - 0.2)^2 + 2(x - 0.2)^3, & 0.2 < x \leq 0.3 \end{cases}$$

5. Use the following data to approximate $\int_1^5 f(x) dx$ as accurately as possible.

x	1	2	3	4	5
$f(x)$	2.4142	2.6734	2.8974	3.0976	3.2804

6. Romberg integration is used to approximate

$$\int_0^1 \frac{x^2}{1+x^3} dx.$$

If $R_{11} = 0.250$ and $R_{22} = 0.2315$, what is R_{21} ?

7. Romberg integration is used to approximate

$$\int_2^3 f(x) dx.$$

If $f(2) = 0.51342$, $f(3) = 0.36788$, $R_{31} = 0.43687$, and $R_{33} = 0.43662$, find $f(2.5)$.

8. Romberg integration for approximating $\int_0^1 f(x) dx$ gives $R_{11} = 4$ and $R_{22} = 5$. Find $f(0.1)$.
9. Romberg integration for approximating $\int_a^b f(x) dx$ gives $R_{11} = 8$, $R_{22} = \frac{16}{3}$, and $R_{33} = \frac{208}{35}$. Find R_{31} .
10. Use Romberg integration to compute the following approximations to

$$\int_0^{\pi/8} \sqrt{1 + (\cos x)^2} dx.$$

[Note: The results in this exercise are most interesting if you are using a device with between seven- and nine-digit arithmetic.]

- Determine $R_{1,1}$, $R_{2,1}$, $R_{3,1}$, $R_{4,1}$, and $R_{5,1}$, and use these approximations to predict the value of the integral.
 - Determine $R_{2,2}$, $R_{3,3}$, $R_{4,4}$, and $R_{5,5}$, and modify your prediction.
 - Determine $R_{6,1}$, $R_{6,2}$, $R_{6,3}$, $R_{6,4}$, $R_{6,5}$, and $R_{6,6}$, and modify your prediction.
 - Determine $R_{7,7}$, $R_{8,8}$, $R_{9,9}$, and $R_{10,10}$, and make a final prediction.
 - Explain why this integral causes difficulty with Romberg integration and how it can be reformulated to more easily determine an accurate approximation.
11. Show that the approximation obtained from $R_{k,2}$ is the same as that given by the Composite Simpson's rule described in Theorem 4.4 with $h = h_k$.
12. Show that, for any k ,

$$\sum_{i=1}^{2^{k-1}-1} f\left(a + \frac{i}{2}h_{k-1}\right) = \sum_{i=1}^{2^{k-2}} f\left(a + \left(i - \frac{1}{2}\right)h_{k-1}\right) + \sum_{i=1}^{2^{k-2}-1} f(a + ih_{k-1}).$$

13. Use the result of Exercise 12 to verify Eq. (4.32); that is, show that for all k ,

$$R_{k,2} = \frac{1}{2} \left[R_{k-1,1} + h_{k-1} \sum_{i=1}^{2^{k-2}} f\left(a + \left(i - \frac{1}{2}\right)h_{k-1}\right) \right].$$

14. In Exercise 24 of Section 1.1, a Maclaurin series was integrated to approximate $\text{erf}(x)$, where $\text{erf}(x)$ is the normal distribution error function defined by

$$\operatorname{erf}(x) = \frac{2}{\sqrt{\pi}} \int_0^x e^{-t^2} dt.$$

Approximate $\operatorname{erf}(1)$ to within 10^{-7} .

4.6 Adaptive Quadrature Methods

The composite formulas require the use of equally spaced nodes. This is inappropriate when integrating a function on an interval that contains both regions with large functional variation and regions with small functional variation. If the approximation error is to be evenly distributed, a smaller step size is needed for the large-variation regions than for those with less variation. An efficient technique for this type of problem should predict the amount of functional variation and adapt the step size to the varying requirements. These methods are called **Adaptive quadrature methods**. The method we discuss is based on the Composite Simpson's rule, but the technique is easily modified to use other composite procedures.

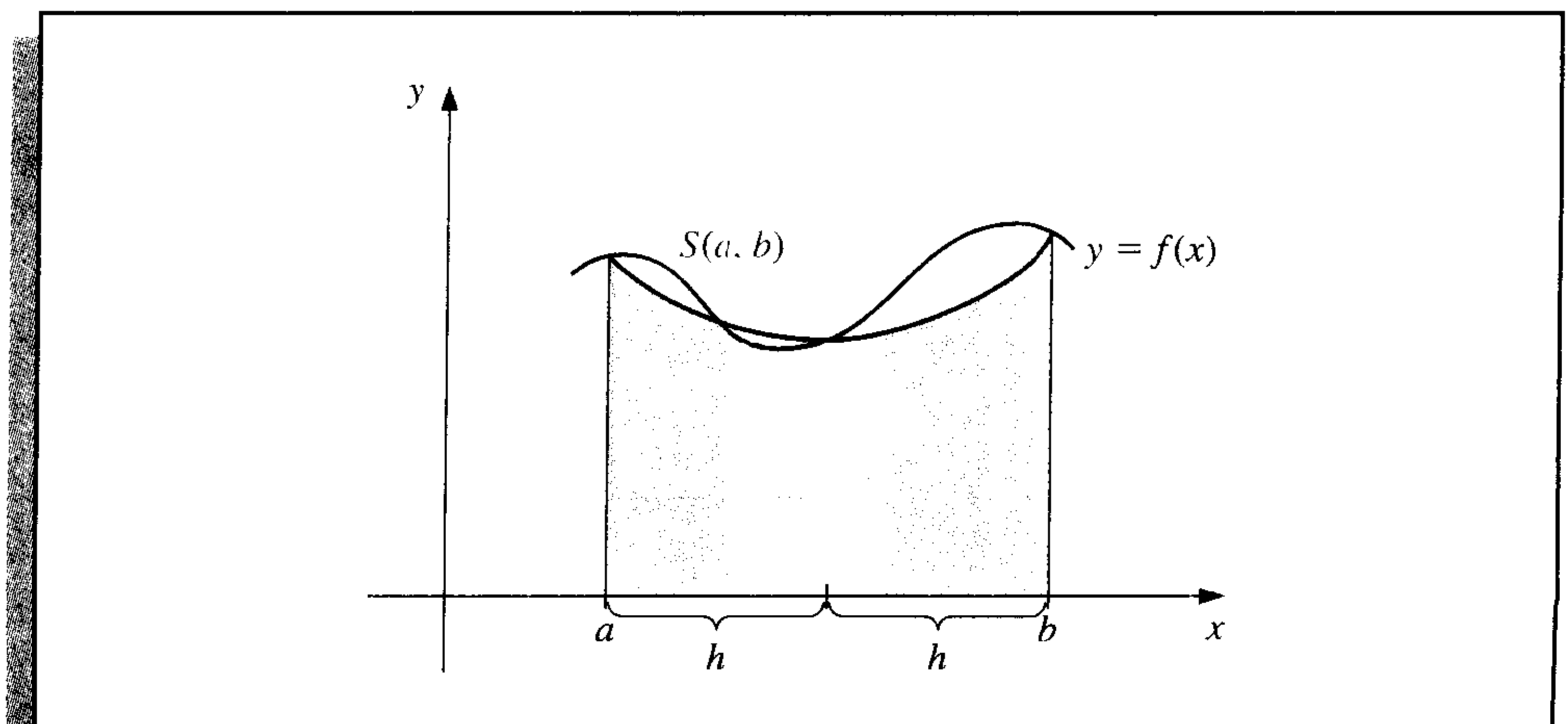
Suppose that we want to approximate $\int_a^b f(x) dx$ to within a specified tolerance $\varepsilon > 0$. The first step in the procedure is to apply Simpson's rule with step size $h = (b - a)/2$. This produces (see Figure 4.11)

$$\int_a^b f(x) dx = S(a, b) - \frac{h^5}{90} f^{(4)}(\mu), \quad \text{for some } \mu \text{ in } (a, b), \quad (4.36)$$

where

$$S(a, b) = \frac{h}{3} [f(a) + 4f(a + h) + f(b)].$$

Figure 4.11



The next step is to determine an accuracy approximation that does not require $f^{(4)}(\mu)$. To do this, we apply the Composite Simpson's rule with $n = 4$ and step size $(b - a)/4 = h/2$, giving

$$\int_a^b f(x) dx = \frac{h}{6} \left[f(a) + 4f\left(a + \frac{h}{2}\right) + 2f(a+h) + 4f\left(a + \frac{3h}{2}\right) + f(b) \right] - \left(\frac{h}{2}\right)^4 \frac{(b-a)}{180} f^{(4)}(\tilde{\mu}), \quad (4.37)$$

for some $\tilde{\mu}$ in (a, b) . To simplify notation, let

$$S\left(a, \frac{a+b}{2}\right) = \frac{h}{6} \left[f(a) + 4f\left(a + \frac{h}{2}\right) + f(a+h) \right]$$

and

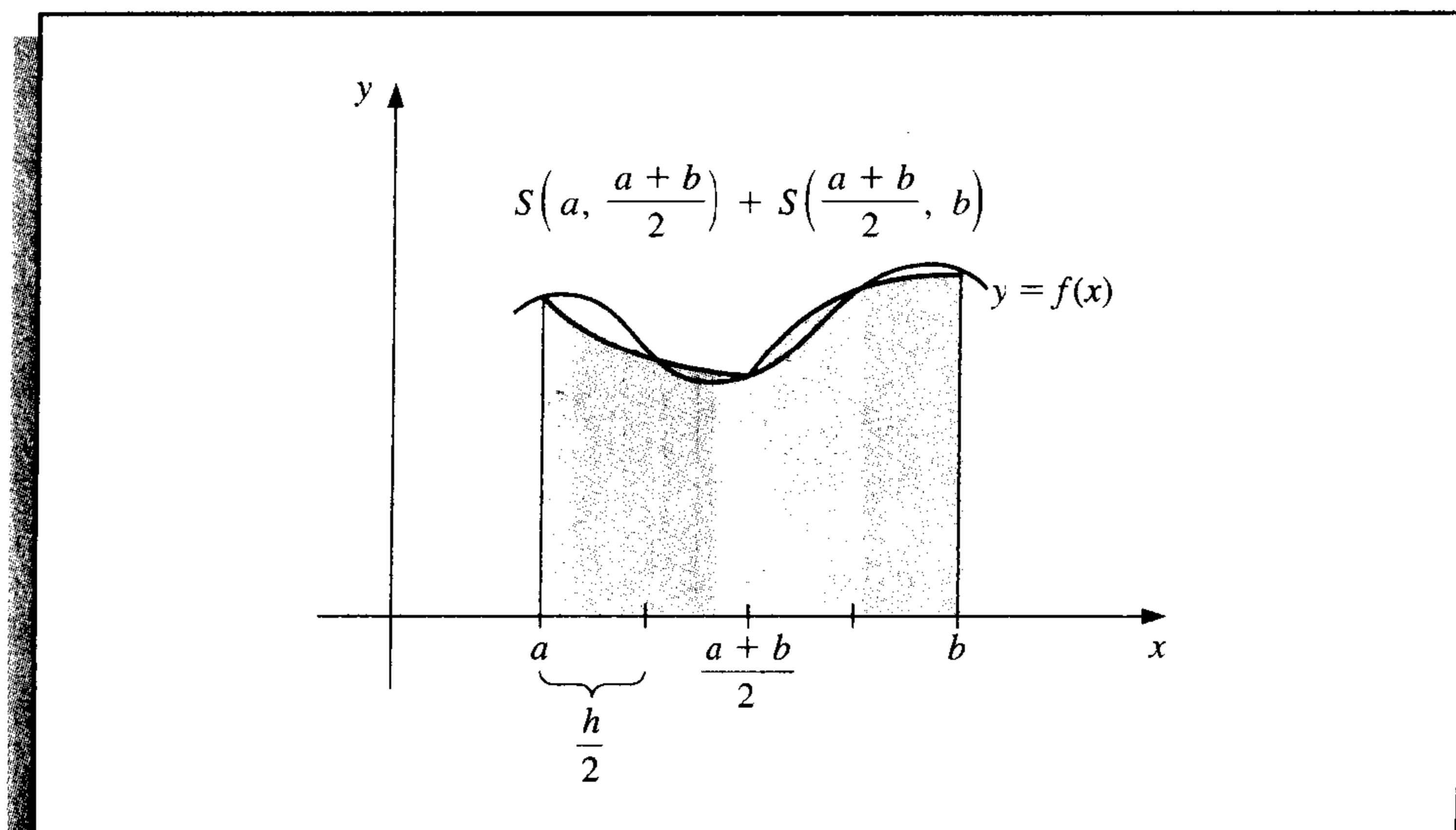
$$S\left(\frac{a+b}{2}, b\right) = \frac{h}{6} \left[f(a+h) + 4f\left(a + \frac{3h}{2}\right) + f(b) \right].$$

Then Eq. (4.37) can be rewritten (see Figure 4.12) as

$$\int_a^b f(x) dx = S\left(a, \frac{a+b}{2}\right) + S\left(\frac{a+b}{2}, b\right) - \frac{1}{16} \left(\frac{h^5}{90}\right) f^{(4)}(\tilde{\mu}). \quad (4.38)$$

The error estimation is derived by assuming that $\mu \approx \tilde{\mu}$ or, more precisely, that $f^{(4)}(\mu) \approx f^{(4)}(\tilde{\mu})$, and the success of the technique depends on the accuracy of this assumption. If it is accurate, then equating the integrals in Eqs. (4.36) and (4.38) implies that

Figure 4.12



$$S\left(a, \frac{a+b}{2}\right) + S\left(\frac{a+b}{2}, b\right) - \frac{1}{16} \left(\frac{h^5}{90}\right) f^{(4)}(\tilde{\mu}) \approx S(a, b) - \frac{h^5}{90} f^{(4)}(\mu),$$

so

$$\frac{h^5}{90} f^{(4)}(\mu) \approx \frac{16}{15} \left[S(a, b) - S\left(a, \frac{a+b}{2}\right) - S\left(\frac{a+b}{2}, b\right) \right].$$

Using this estimate in Eq. (4.38) produces the error estimation

$$\begin{aligned} & \left| \int_a^b f(x) dx - S\left(a, \frac{a+b}{2}\right) - S\left(\frac{a+b}{2}, b\right) \right| \\ & \approx \frac{1}{15} \left| S(a, b) - S\left(a, \frac{a+b}{2}\right) - S\left(\frac{a+b}{2}, b\right) \right|. \end{aligned}$$

This result means that $S(a, (a+b)/2) + S((a+b)/2, b)$ approximates $\int_a^b f(x) dx$ about 15 times better than it agrees with the known value $S(a, b)$. Thus, if

$$\left| S(a, b) - S\left(a, \frac{a+b}{2}\right) - S\left(\frac{a+b}{2}, b\right) \right| < 15\varepsilon, \quad (4.39)$$

we expect to have

$$\left| \int_a^b f(x) dx - S\left(a, \frac{a+b}{2}\right) - S\left(\frac{a+b}{2}, b\right) \right| < \varepsilon, \quad (4.40)$$

and

$$S\left(a, \frac{a+b}{2}\right) + S\left(\frac{a+b}{2}, b\right)$$

is assumed to be a sufficiently accurate approximation to $\int_a^b f(x) dx$.

EXAMPLE 1 To check the accuracy of the error estimate given in (4.39) and (4.40), consider its application to the integral

$$\int_0^{\pi/2} \sin x dx = 1.$$

In this case,

$$S\left(0, \frac{\pi}{2}\right) = \frac{\pi/4}{3} \left[\sin 0 + 4 \sin \frac{\pi}{4} + \sin \frac{\pi}{2} \right] = \frac{\pi}{12} (2\sqrt{2} + 1) = 1.002279878$$

and

$$\begin{aligned} S\left(0, \frac{\pi}{4}\right) + S\left(\frac{\pi}{4}, \frac{\pi}{2}\right) &= \frac{\pi/8}{3} \left[\sin 0 + 4 \sin \frac{\pi}{8} + 2 \sin \frac{\pi}{4} + 4 \sin \frac{3\pi}{8} + \sin \frac{\pi}{2} \right] \\ &= 1.000134585, \end{aligned}$$

so

$$\frac{1}{15} \left| S\left(0, \frac{\pi}{2}\right) - S\left(0, \frac{\pi}{4}\right) - S\left(\frac{\pi}{4}, \frac{\pi}{2}\right) \right| = 0.000143020.$$

This closely approximates the actual error,

$$\left| \int_0^{\pi/2} \sin x \, dx - 1.000134585 \right| = 0.000134585,$$

even though $D_x^4 \sin x = \sin x$ varies significantly in the interval $(0, \pi/2)$. ■

When the approximations in (4.39) differ by more than 15ε , we apply the Simpson's rule technique individually to the subintervals $[a, (a+b)/2]$ and $[(a+b)/2, b]$. Then we use the error estimation procedure to determine if the approximation to the integral on each subinterval is within a tolerance of $\varepsilon/2$. If so, we sum the approximations to produce an approximation to $\int_a^b f(x) \, dx$ within the tolerance ε .

If the approximation on one of the subintervals fails to be within the tolerance $\varepsilon/2$, that subinterval is itself subdivided, and the procedure is reapplied to the two subintervals to determine if the approximation on each subinterval is accurate to within $\varepsilon/4$. This halving procedure is continued until each portion is within the required tolerance. Although problems can be constructed for which this tolerance will never be met, the technique is usually successful, because each subdivision typically increases the accuracy of the approximation by a factor of 16 while requiring an increased accuracy factor of only 2.

Algorithm 4.3 details this Adaptive quadrature procedure for Simpson's rule, although some technical difficulties arise that require the implementation to differ slightly from the preceding discussion. For example, in Step 1 the tolerance has been set at 10ε rather than the 15ε figure in Inequality (4.39). This bound is chosen conservatively to compensate for error in the assumption $f^{(4)}(\mu) \approx f^{(4)}(\tilde{\mu})$. In problems where $f^{(4)}$ is known to be widely varying, you should lower this bound even further.

The procedure listed in the algorithm first approximates the integral on the leftmost subinterval in a subdivision. This requires the efficient storing and recalling of previously computed functional evaluations for the nodes in the right half subintervals. Steps 3, 4, and 5 contain a stacking procedure with an indicator to keep track of the data that will be required for calculating the approximation on the subinterval immediately adjacent and to the right of the subinterval on which the approximation is being generated. The method is easier to implement on a computer using a recursive programming language.

ALGORITHM

4.3

Adaptive Quadrature

To approximate the integral $I = \int_a^b f(x) \, dx$ to within a given tolerance:

INPUT endpoints a, b ; tolerance TOL ; limit N to number of levels.

OUTPUT approximation APP or message that N is exceeded.

Step 1 Set $APP = 0$;
 $i = 1$;
 $TOL_i = 10 TOL$;

$a_i = a;$
 $h_i = (b - a)/2;$
 $FA_i = f(a);$
 $FC_i = f(a + h_i);$
 $FB_i = f(b);$
 $S_i = h_i(FA_i + 4FC_i + FB_i)/3;$ (Approximation from Simpson's
 method for entire interval.)
 $L_i = 1.$

Step 2 While $i > 0$ do Steps 3–5.

Step 3 Set $FD = f(a_i + h_i/2);$
 $FE = f(a_i + 3h_i/2);$
 $S1 = h_i(FA_i + 4FD + FC_i)/6;$ (Approximations from Simpson's
 method for halves of subintervals.)
 $S2 = h_i(FC_i + 4FE + FB_i)/6;$
 $v_1 = a_i;$ (Save data at this level.)
 $v_2 = FA_i;$
 $v_3 = FC_i;$
 $v_4 = FB_i;$
 $v_5 = h_i;$
 $v_6 = TOL_i;$
 $v_7 = S_i;$
 $v_8 = L_i.$

Step 4 Set $i = i - 1.$ (Delete the level.)

Step 5 If $|S1 + S2 - v_7| < v_6$
 then set $APP = APP + (S1 + S2)$
 else
 if ($v_8 \geq N$)
 then
 OUTPUT ('LEVEL EXCEEDED'); (Procedure fails.)
 STOP.
 else (Add one level.)
 set $i = i + 1;$ (Data for right half subinterval.)
 $a_i = v_1 + v_5;$
 $FA_i = v_3;$
 $FC_i = FE;$
 $FB_i = v_4;$
 $h_i = v_5/2;$
 $TOL_i = v_6/2;$
 $S_i = S2;$
 $L_i = v_8 + 1;$
 set $i = i + 1;$ (Data for left half subinterval.)
 $a_i = v_1;$
 $FA_i = v_2;$
 $FC_i = FD;$
 $FB_i = v_3;$
 $h_i = h_{i-1};$

$$TOL_i = TOL_{i-1};$$

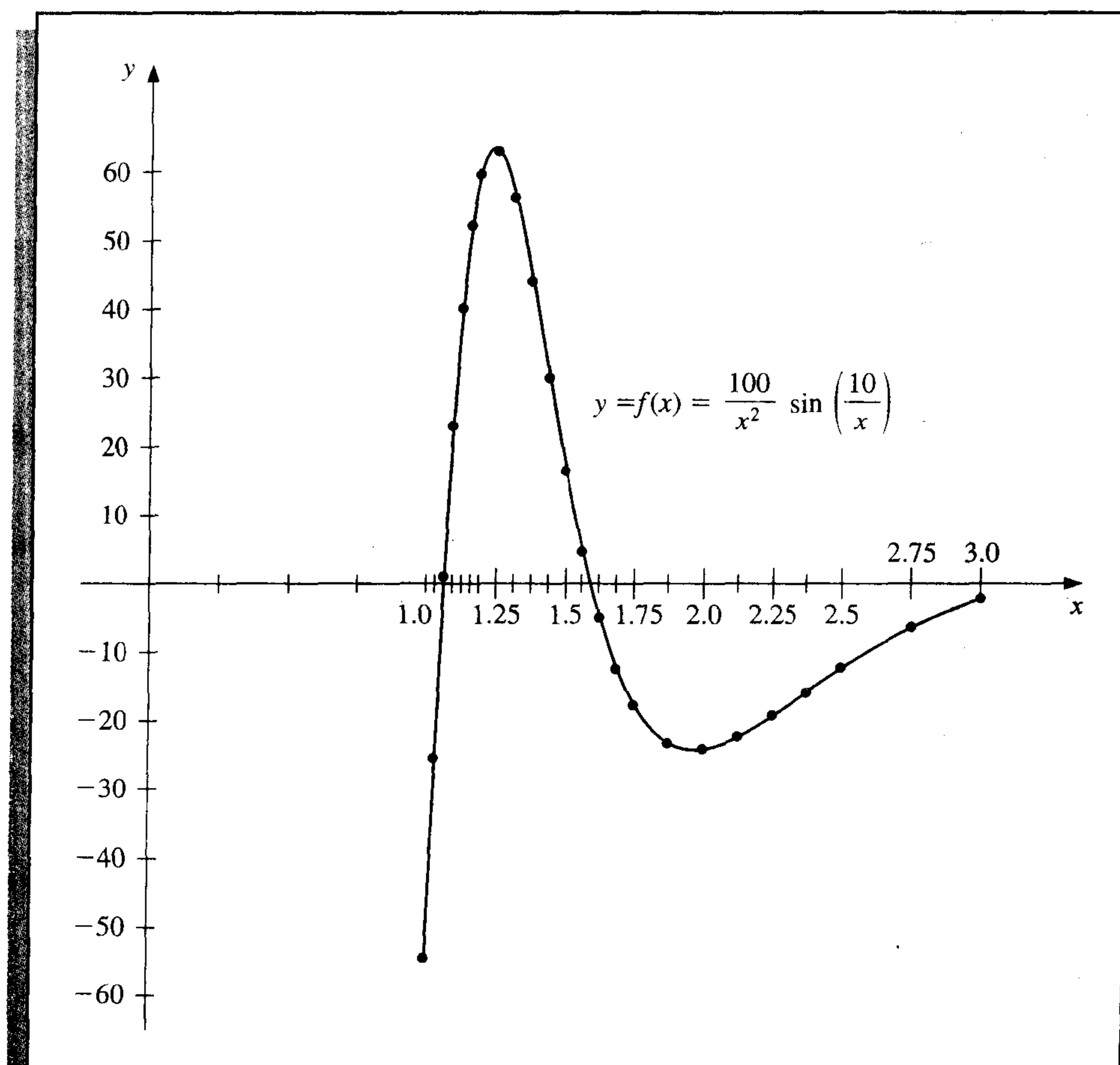
$$S_i = S_1;$$

$$L_i = L_{i-1}.$$

Step 6 OUTPUT (APP); (APP approximates I to within TOL.)
STOP.

EXAMPLE 2

The graph of the function $f(x) = (100/x^2) \sin(10/x)$ for x in $[1, 3]$ is shown in Figure 4.13. Using the Adaptive Quadrature Algorithm 4.3 with tolerance 10^{-4} to approximate $\int_1^3 f(x) dx$ produces -1.426014 , a result that is accurate to within 1.1×10^{-5} . The approximation required that Simpson's rule with $n = 4$ be performed on the 23 subintervals whose endpoints are shown on the horizontal axis in Figure 4.13. The total number of functional evaluations required for this approximation is 93.

Figure 4.13

The largest value of h for which the standard Composite Simpson's rule gives 10^{-4} accuracy is $h = \frac{1}{88}$. This application requires 177 function evaluations, nearly twice as many as Adaptive quadrature. ■

EXERCISE SET 4.6

1. Compute the Simpson's rule approximations $S(a, b)$, $S(a, (a+b)/2)$, and $S((a+b)/2, b)$ for the following integrals, and verify the estimate given in the approximation formula.

a. $\int_1^{1.5} x^2 \ln x \, dx$

b. $\int_0^1 x^2 e^{-x} \, dx$

c. $\int_0^{0.35} \frac{2}{x^2 - 4} \, dx$

d. $\int_0^{\pi/4} x^2 \sin x \, dx$

e. $\int_0^{\pi/4} e^{3x} \sin 2x \, dx$

f. $\int_1^{1.6} \frac{2x}{x^2 - 4} \, dx$

g. $\int_3^{3.5} \frac{x}{\sqrt{x^2 - 4}} \, dx$

h. $\int_0^{\pi/4} (\cos x)^2 \, dx$

2. Use Adaptive quadrature to find approximations to within 10^{-3} for the integrals in Exercise 1. Do not use a computer program to generate these results.
3. Use Adaptive quadrature to approximate the following integrals to within 10^{-5} .

a. $\int_1^3 e^{2x} \sin 3x \, dx$

b. $\int_1^3 e^{3x} \sin 2x \, dx$

c. $\int_0^5 [2x \cos(2x) - (x - 2)^2] \, dx$

d. $\int_0^5 [4x \cos(2x) - (x - 2)^2] \, dx$

4. Use Simpson's Composite rule with $n = 4, 6, 8, \dots$, until successive approximations to the following integrals agree to within 10^{-6} . Determine the number of nodes required. Use the Adaptive Quadrature Algorithm to approximate the integral to within 10^{-6} , and count the number of nodes. Did Adaptive quadrature produce any improvement?

a. $\int_0^{\pi} x \cos x^2 \, dx$

b. $\int_0^{\pi} x \sin x^2 \, dx$

c. $\int_0^{\pi} x^2 \cos x \, dx$

d. $\int_0^{\pi} x^2 \sin x \, dx$

5. Sketch the graphs of $\sin(1/x)$ and $\cos(1/x)$ on $[0.1, 2]$. Use Adaptive quadrature to approximate the integrals

$$\int_{0.1}^2 \sin \frac{1}{x} \, dx \quad \text{and} \quad \int_{0.1}^2 \cos \frac{1}{x} \, dx$$

to within 10^{-3} .

6. Let $T(a, b)$ and $T(a, \frac{a+b}{2}) + T(\frac{a+b}{2}, b)$ be the single and double applications of the Trapezoidal rule to $\int_a^b f(x) \, dx$. Derive the relationship between

$$\left| T(a, b) - T\left(a, \frac{a+b}{2}\right) - T\left(\frac{a+b}{2}, b\right) \right|$$

and

$$\left| \int_a^b f(x) dx - T\left(a, \frac{a+b}{2}\right) - T\left(\frac{a+b}{2}, b\right) \right|.$$

7. The differential equation

$$mu''(t) + ku(t) = F_0 \cos \omega t$$

describes a spring-mass system with mass m , spring constant k , and no applied damping. The term $F_0 \cos \omega t$ describes a periodic external force applied to the system. The solution to the equation when the system is initially at rest ($u'(0) = u(0) = 0$) is

$$u(t) = \frac{F_0}{m(\omega_0^2 - \omega^2)} [\cos \omega t - \cos \omega_0 t], \quad \text{where } \omega_0 = \sqrt{\frac{k}{m}} \neq \omega.$$

Sketch the graph of u when $m = 1$, $k = 9$, $F_0 = 1$, $\omega = 2$, and $t \in [0, 2\pi]$. Approximate $\int_0^{2\pi} u(t) dt$ to within 10^{-4} .

8. If the term $cu'(t)$ is added to the left side of the motion equation in Exercise 7, the resulting differential equation describes a spring-mass system that is damped with damping constant $c \neq 0$. The solution to this equation when the system is initially at rest is

$$u(t) = c_1 e^{r_1 t} + c_2 e^{r_2 t} + \frac{F_0}{c^2 \omega^2 + m^2 (\omega_0^2 - \omega^2)^2} [c\omega \sin \omega t + m(\omega_0^2 - \omega^2) \cos \omega t],$$

where

$$r_1 = \frac{-c + \sqrt{c^2 - 4\omega_0^2 m^2}}{2m} \quad \text{and} \quad r_2 = \frac{-c - \sqrt{c^2 - 4\omega_0^2 m^2}}{2m}.$$

- a. Let $m = 1$, $k = 9$, $F_0 = 1$, $c = 10$, and $\omega = 2$. Find the values of c_1 and c_2 so that $u(0) = u(1) = 0$.
- b. Sketch the graph of $u(t)$ for $t \in [0, 2\pi]$ and approximate $\int_0^{2\pi} u(t) dt$ to within 10^{-4} .
9. The study of light diffraction at a rectangular aperture involves the Fresnel integrals

$$c(t) = \int_0^t \cos \frac{\pi}{2} w^2 dw \quad \text{and} \quad s(t) = \int_0^t \sin \frac{\pi}{2} w^2 dw.$$

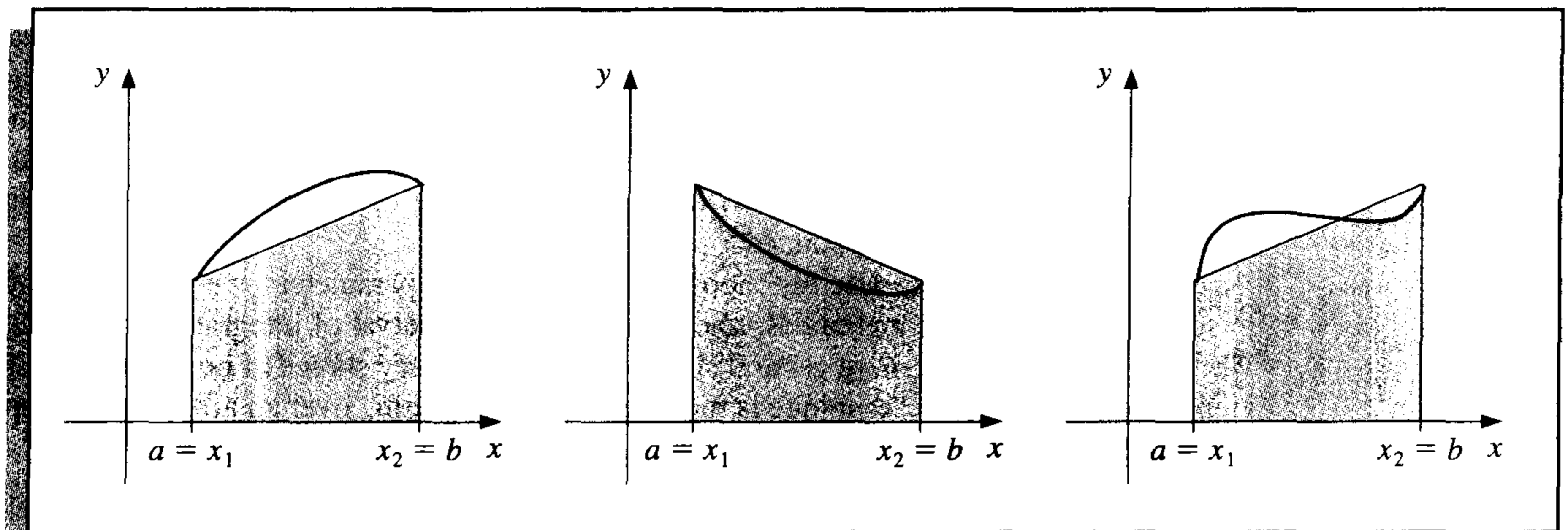
Construct a table of values for $c(t)$ and $s(t)$ that is accurate to within 10^{-4} for values of $t = 0.1, 0.2, \dots, 1.0$.

4.7 Gaussian Quadrature

The Newton-Cotes formulas in Section 4.3 were derived by integrating interpolating polynomials. Since the error term in the interpolating polynomial of degree n involves the $(n + 1)$ st derivative of the function being approximated, a formula of this type is exact when approximating any polynomial of degree less than or equal to n .

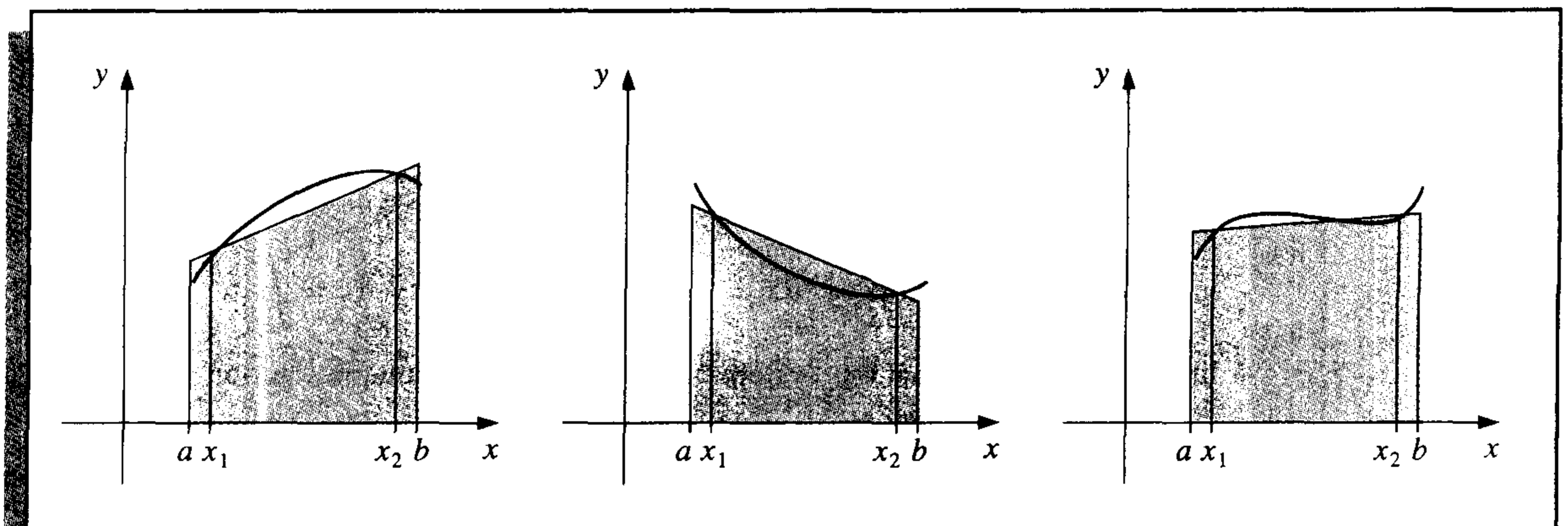
All the Newton-Cotes formulas use values of the function at equally-spaced points. This restriction is convenient when the formulas are combined to form the composite rules we considered in Section 4.4, but it can significantly decrease the accuracy of the approximation. Consider, for example, the Trapezoidal rule applied to determine the integrals of the functions shown in Figure 4.14.

Figure 4.14



The Trapezoidal rule approximates the integral of the function by integrating the linear function that joins the endpoints of the graph of the function. But this is not likely the best line for approximating the integral. Lines such as those shown in Figure 4.15 would likely give much better approximations in most cases.

Figure 4.15



Gaussian quadrature chooses the points for evaluation in an optimal, rather than equally spaced, way. The nodes x_1, x_2, \dots, x_n in the interval $[a, b]$ and coefficients

c_1, c_2, \dots, c_n , are chosen to minimize the expected error obtained in the approximation

$$\int_a^b f(x) dx \approx \sum_{i=1}^n c_i f(x_i).$$

To measure this accuracy, we assume that the best choice of these values is that which produces the exact result for the largest class of polynomials, that is, the choice that gives the greatest degree of precision.

The coefficients c_1, c_2, \dots, c_n in the approximation formula are arbitrary, and the nodes x_1, x_2, \dots, x_n are restricted only by the fact that they must lie in $[a, b]$, the interval of integration. This gives us $2n$ parameters to choose. If the coefficients of a polynomial are considered parameters, the class of polynomials of degree at most $2n - 1$ also contains $2n$ parameters. This, then, is the largest class of polynomials for which it is reasonable to expect the formula to be exact. With the proper choice of the values and constants, exactness on this set can be obtained.

To illustrate the procedure for choosing the appropriate parameters, we will show how to select the coefficients and nodes when $n = 2$ and the interval of integration is $[-1, 1]$. We will then discuss the more general situation for an arbitrary choice of nodes and coefficients and show how the technique is modified when integrating over an arbitrary interval.

Suppose we want to determine c_1, c_2, x_1 , and x_2 so that the integration formula

$$\int_{-1}^1 f(x) dx \approx c_1 f(x_1) + c_2 f(x_2)$$

gives the exact result whenever $f(x)$ is a polynomial of degree $2(2) - 1 = 3$ or less, that is, when

$$f(x) = a_0 + a_1x + a_2x^2 + a_3x^3,$$

for some collection of constants, a_0, a_1, a_2 , and a_3 . Because

$$\int (a_0 + a_1x + a_2x^2 + a_3x^3) dx = a_0 \int 1 dx + a_1 \int x dx + a_2 \int x^2 dx + a_3 \int x^3 dx,$$

this is equivalent to showing that the formula gives exact results when $f(x)$ is $1, x, x^2$, and x^3 . Hence, we need c_1, c_2, x_1 , and x_2 , so that

$$\begin{aligned} c_1 \cdot 1 + c_2 \cdot 1 &= \int_{-1}^1 1 dx = 2, & c_1 \cdot x_1 + c_2 \cdot x_2 &= \int_{-1}^1 x dx = 0, \\ c_1 \cdot x_1^2 + c_2 \cdot x_2^2 &= \int_{-1}^1 x^2 dx = \frac{2}{3}, & \text{and } c_1 \cdot x_1^3 + c_2 \cdot x_2^3 &= \int_{-1}^1 x^3 dx = 0. \end{aligned}$$

A little algebra shows that this system of equations has the unique solution

$$c_1 = 1, \quad c_2 = 1, \quad x_1 = -\frac{\sqrt{3}}{3}, \quad \text{and} \quad x_2 = \frac{\sqrt{3}}{3},$$

which gives the approximation formula

$$\int_{-1}^1 f(x) dx \approx f\left(-\frac{\sqrt{3}}{3}\right) + f\left(\frac{\sqrt{3}}{3}\right). \quad (4.41)$$

This formula has degree of precision 3, that is, it produces the exact result for every polynomial of degree 3 or less.

This technique could be used to determine the nodes and coefficients for formulas that give exact results for higher-degree polynomials, but an alternative method obtains them more easily. In Sections 8.2 and 8.3 we will consider various collections of orthogonal polynomials, functions that have the property that a particular definite integral of the product of any two of them is 0. The set that is relevant to our problem is the set of Legendre polynomials, a collection $\{P_0(x), P_1(x), \dots, P_n(x), \dots\}$ with properties:

1. For each n , $P_n(x)$ is a polynomial of degree n .
2. $\int_{-1}^1 P(x)P_n(x) dx = 0$ whenever $P(x)$ is a polynomial of degree less than n .

The first few Legendre polynomials are

$$P_0(x) = 1, \quad P_1(x) = x, \quad P_2(x) = x^2 - \frac{1}{3},$$

$$P_3(x) = x^3 - \frac{3}{5}x, \quad \text{and} \quad P_4(x) = x^4 - \frac{6}{7}x^2 + \frac{3}{35}.$$

The roots of these polynomials are distinct, lie in the interval $(-1, 1)$, have a symmetry with respect to the origin, and, most importantly, are the correct choice for determining the parameters that solve our problem.

The nodes x_1, x_2, \dots, x_n needed to produce an integral approximation formula that gives exact results for any polynomial of degree less than $2n$ are the roots of the n th-degree Legendre polynomial. This is established by the following result.

Theorem 4.7

Suppose that x_1, x_2, \dots, x_n are the roots of the n th Legendre polynomial $P_n(x)$ and that for each $i = 1, 2, \dots, n$, the numbers c_i are defined by

$$c_i = \int_{-1}^1 \prod_{\substack{j=1 \\ j \neq i}}^n \frac{x - x_j}{x_i - x_j} dx.$$

If $P(x)$ is any polynomial of degree less than $2n$, then

$$\int_{-1}^1 P(x) dx = \sum_{i=1}^n c_i P(x_i). \quad \blacksquare$$

Proof Let us first consider the situation for a polynomial $P(x)$ of degree less than n . Rewrite $P(x)$ as an $(n-1)$ st Lagrange polynomial with nodes at the roots of the n th Legendre polynomial $P_n(x)$. This representation of $P(x)$ is exact, since the error term involves the n th derivative of P and the n th derivative of P is 0. Hence,

$$\int_{-1}^1 P(x) dx = \int_{-1}^1 \left[\sum_{i=1}^n \prod_{\substack{j=1 \\ j \neq i}}^n \frac{x - x_j}{x_i - x_j} P(x_i) \right] dx$$

$$= \sum_{i=1}^n \left[\int_{-1}^1 \prod_{\substack{j=1 \\ j \neq i}}^n \frac{x - x_j}{x_i - x_j} dx \right] P(x_i) = \sum_{i=1}^n c_i P(x_i),$$

which verifies the result for polynomials of degree less than n .

If the polynomial $P(x)$ of degree at least n but less than $2n$ is divided by the n th Legendre polynomial $P_n(x)$, we get two polynomials $Q(x)$ and $R(x)$ of degree less than n :

$$P(x) = Q(x)P_n(x) + R(x).$$

We now invoke the unique power of the Legendre polynomials. First, the degree of the polynomial $Q(x)$ is less than n , so (by Legendre property 2),

$$\int_{-1}^1 Q(x)P_n(x) dx = 0.$$

Next, since x_i is a root of $P_n(x)$ for each $i = 1, 2, \dots, n$, we have

$$P(x_i) = Q(x_i)P_n(x_i) + R(x_i) = R(x_i).$$

Finally, since $R(x)$ is a polynomial of degree less than n , the opening argument implies that

$$\int_{-1}^1 R(x) dx = \sum_{i=1}^n c_i R(x_i).$$

Putting these facts together verifies that the formula is exact for the polynomial $P(x)$:

$$\int_{-1}^1 P(x) dx = \int_{-1}^1 [Q(x)P_n(x) + R(x)] dx = \int_{-1}^1 R(x) dx = \sum_{i=1}^n c_i R(x_i) = \sum_{i=1}^n c_i P(x_i).$$

■ ■ ■

The constants c_i needed for the quadrature rule can be generated from the equation in Theorem 4.7, but both these constants and the roots of the Legendre polynomials are extensively tabulated. Table 4.11 lists these values for $n = 2, 3, 4$, and 5 . Others can be found in [StS].

An integral $\int_a^b f(x) dx$ over an arbitrary $[a, b]$ can be transformed into an integral over $[-1, 1]$ by using the change of variables (see Figure 4.16 on page 225):

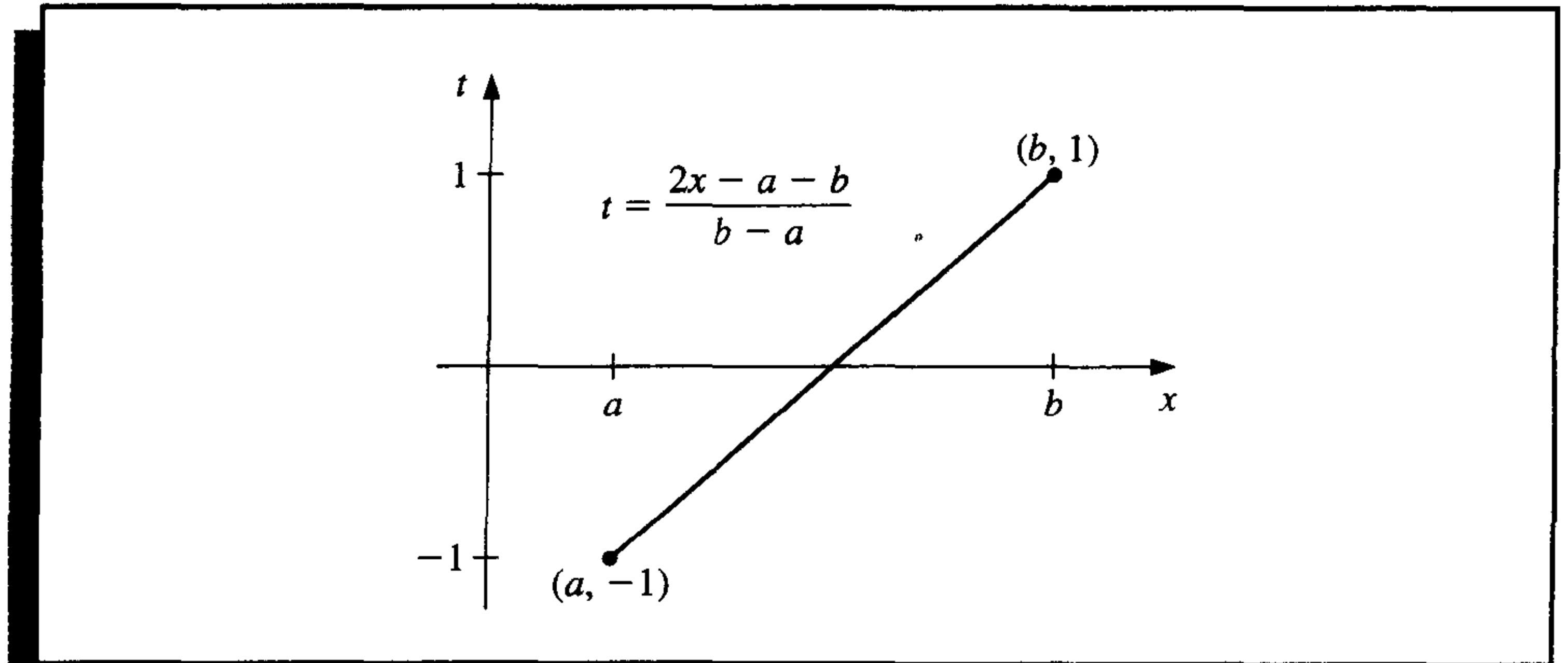
$$t = \frac{2x - a - b}{b - a} \iff x = \frac{1}{2}[(b - a)t + a + b].$$

This permits Gaussian quadrature to be applied to any interval $[a, b]$, since

$$\int_a^b f(x) dx = \int_{-1}^1 f\left(\frac{(b - a)t + (b + a)}{2}\right) \frac{(b - a)}{2} dt. \quad (4.42)$$

Table 4.11

n	Roots $r_{n,i}$	Coefficients $c_{n,i}$
2	0.5773502692	1.0000000000
	-0.5773502692	1.0000000000
3	0.7745966692	0.5555555556
	0.0000000000	0.8888888889
	-0.7745966692	0.5555555556
4	0.8611363116	0.3478548451
	0.3399810436	0.6521451549
	-0.3399810436	0.6521451549
	-0.8611363116	0.3478548451
5	0.9061798459	0.2369268850
	0.5384693101	0.4786286705
	0.0000000000	0.5688888889
	-0.5384693101	0.4786286705
	-0.9061798459	0.2369268850

Figure 4.16**EXAMPLE 1**

Consider the problem of finding approximations to $\int_1^{1.5} e^{-x^2} dx$. Table 4.12 lists the values for the Newton-Cotes formulas given in Section 4.3. The exact value of the integral to seven decimal places is 0.1093643.

Table 4.12

n	0	1	2	3	4
Closed formulas		0.1183197	0.1093104	0.1093404	0.1093643
Open formulas	0.1048057	0.1063473	0.1094116	0.1093971	

The Gaussian quadrature procedure applied to this problem requires that the integral first be transformed into a problem whose interval of integration is $[-1, 1]$. Using Eq. (4.42), we have

$$\int_1^{1.5} e^{-x^2} dx = \frac{1}{4} \int_{-1}^1 e^{-(t+5)^2/16} dt.$$

The values in Table 4.11 give the following Gaussian quadrature approximations for this problem:

$n = 2$:

$$\int_1^{1.5} e^{-x^2} dx \approx \frac{1}{4} [e^{-(5+0.5773502692)^2/16} + e^{-(5-0.5773502692)^2/16}] = 0.1094003;$$

$n = 3$:

$$\begin{aligned} \int_1^{1.5} e^{-x^2} dx &\approx \frac{1}{4} [(0.5555555556)e^{-(5+0.7745966692)^2/16} + (0.8888888889)e^{-(5)^2/16} \\ &\quad + (0.5555555556)e^{-(5-0.7745966692)^2/16}] \\ &= 0.1093642. \end{aligned}$$

For further comparison, the values obtained using the Romberg procedure with $n = 4$ are listed in Table 4.13. ■

Table 4.13

0.1183197			
0.1115627	0.1093104		
0.1099114	0.1093610	0.1093643	
0.1095009	0.1093641	0.1093643	0.1093643

EXERCISE SET 4.7

1. Approximate the following integrals using Gaussian quadrature with $n = 2$, and compare your results to the exact values of the integrals.

a. $\int_1^{1.5} x^2 \ln x dx$

b. $\int_0^1 x^2 e^{-x} dx$

c. $\int_0^{0.35} \frac{2}{x^2 - 4} dx$

d. $\int_0^{\pi/4} x^2 \sin x dx$

e. $\int_0^{\pi/4} e^{3x} \sin 2x dx$

f. $\int_1^{1.6} \frac{2x}{x^2 - 4} dx$

g. $\int_3^{3.5} \frac{x}{\sqrt{x^2 - 4}} dx$

h. $\int_0^{\pi/4} (\cos x)^2 dx$

- Repeat Exercise 1 with $n = 3$.
- Repeat Exercise 1 with $n = 4$.
- Repeat Exercise 1 with $n = 5$.
- Determine constants a , b , c , and d that will produce a quadrature formula

$$\int_{-1}^1 f(x) dx = af(-1) + bf(1) + cf'(-1) + df'(1)$$

that has degree of precision 3.

Determine constants a , b , c , and d that will produce a quadrature formula

$$\int_{-1}^1 f(x) dx = af(-1) + bf(0) + cf(1) + df'(-1) + ef'(1)$$

that has degree of precision 4.

6. Verify the entries for the values of $n = 2$ and 3 in Table 4.11 by finding the roots of the respective Legendre polynomials, and use the equations preceding this table to find the coefficients associated with the values.
7. Show that the formula $Q(P) = \sum_{i=1}^n c_i P(x_i)$ cannot have degree of precision greater than $2n - 1$, regardless of the choice of c_1, \dots, c_n and x_1, \dots, x_n . [Hint: Construct a polynomial that has a double root at each of the x_i 's.]

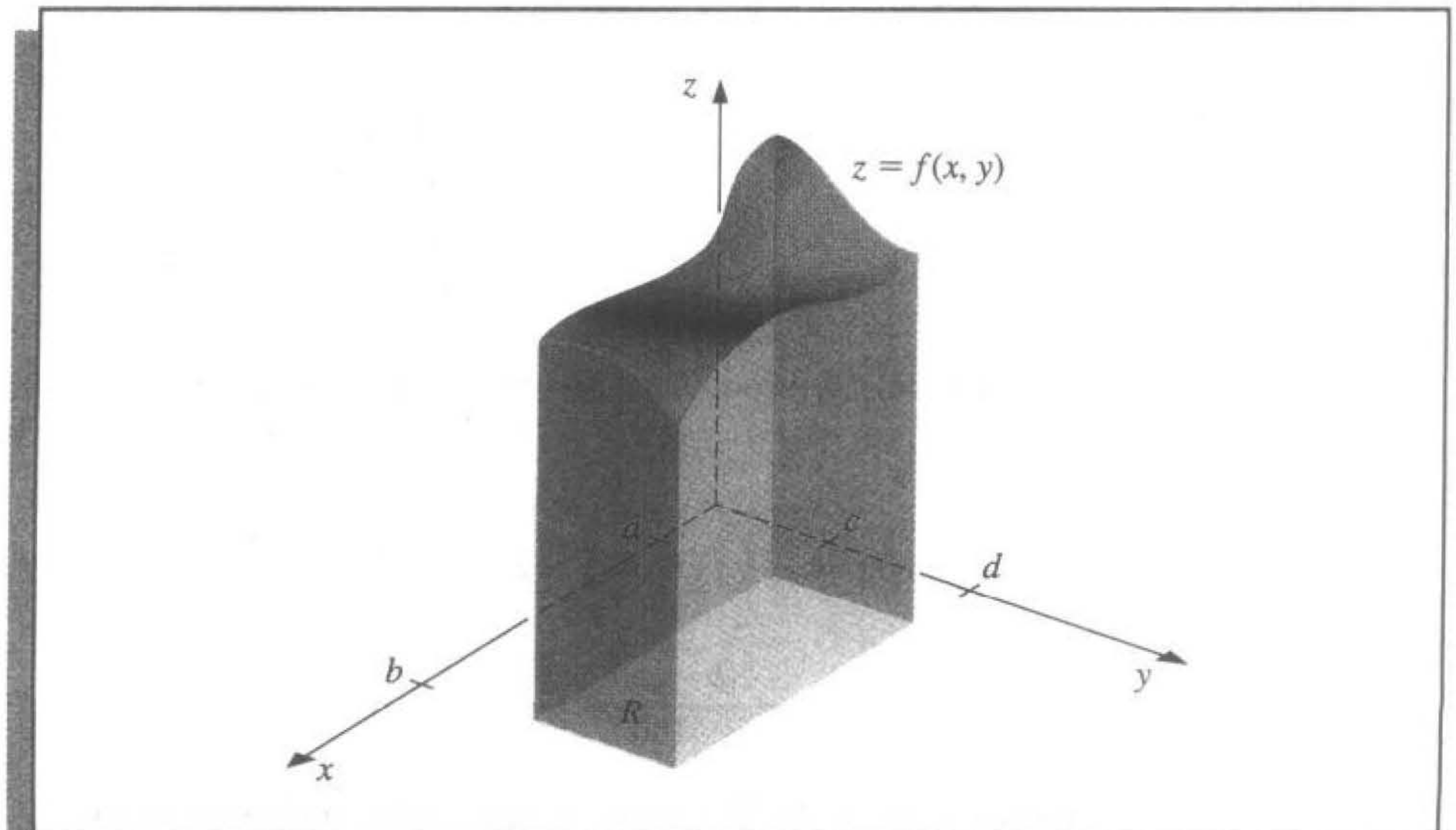
4.8 Multiple Integrals

The techniques discussed in the previous sections can be modified in a straightforward manner for use in the approximation of multiple integrals. Consider the double integral

$$\iint_R f(x, y) dA,$$

where $R = \{(x, y) \mid a \leq x \leq b, c \leq y \leq d\}$, for some constants a , b , c , and d , is a rectangular region in the plane. (See Figure 4.17.) We will employ the Composite

Figure 4.17



Simpson's rule to illustrate the approximation technique, although any other composite formula could be used in its place.

To apply the Composite Simpson's rule, we divide the region R by partitioning both $[a, b]$ and $[c, d]$ into an even number of subintervals. To simplify the notation, we choose even integers n and m and partition $[a, b]$ and $[c, d]$ with the evenly spaced mesh points x_0, x_1, \dots, x_n and y_0, y_1, \dots, y_m , respectively. These subdivisions determine step sizes $h = (b - a)/n$ and $k = (d - c)/m$. Writing the double integral as the iterated integral

$$\iint_R f(x, y) dA = \int_a^b \left(\int_c^d f(x, y) dy \right) dx,$$

we first use the Composite Simpson's rule to approximate

$$\int_c^d f(x, y) dy,$$

treating x as a constant. Let $y_j = c + jk$, for each $j = 0, 1, \dots, m$. Then

$$\int_c^d f(x, y) dy = \frac{k}{3} \left[f(x, y_0) + 2 \sum_{j=1}^{(m/2)-1} f(x, y_{2j}) + 4 \sum_{j=1}^{m/2} f(x, y_{2j-1}) + f(x, y_m) \right] - \frac{(d-c)k^4}{180} \frac{\partial^4 f(x, \mu)}{\partial y^4},$$

for some μ in (c, d) . Thus,

$$\begin{aligned} \int_a^b \int_c^d f(x, y) dy dx &= \frac{k}{3} \left[\int_a^b f(x, y_0) dx + 2 \sum_{j=1}^{(m/2)-1} \int_a^b f(x, y_{2j}) dx \right. \\ &\quad \left. + 4 \sum_{j=1}^{m/2} \int_a^b f(x, y_{2j-1}) dx + \int_a^b f(x, y_m) dx \right] \\ &\quad - \frac{(d-c)k^4}{180} \int_a^b \frac{\partial^4 f(x, \mu)}{\partial y^4} dx. \end{aligned}$$

The Composite Simpson's rule is now employed on the integrals in this equation. Let $x_i = a + ih$, for each $i = 0, 1, \dots, n$. Then for each $j = 0, 1, \dots, m$, we have

$$\int_a^b f(x, y_j) dx = \frac{h}{3} \left[f(x_0, y_j) + 2 \sum_{i=1}^{(n/2)-1} f(x_{2i}, y_j) + 4 \sum_{i=1}^{n/2} f(x_{2i-1}, y_j) + f(x_n, y_j) \right] - \frac{(b-a)h^4}{180} \frac{\partial^4 f}{\partial x^4}(\xi_j, y_j),$$

for some ξ_j in (a, b) . The resulting approximation has the form

$$\begin{aligned}
\int_a^b \int_c^d f(x, y) dy dx &\approx \frac{hk}{9} \left\{ \left[f(x_0, y_0) + 2 \sum_{i=1}^{(n/2)-1} f(x_{2i}, y_0) \right. \right. \\
&\quad \left. \left. + 4 \sum_{i=1}^{n/2} f(x_{2i-1}, y_0) + f(x_n, y_0) \right] \right. \\
&\quad \left. + 2 \left[\sum_{j=1}^{(m/2)-1} f(x_0, y_{2j}) + 2 \sum_{j=1}^{(m/2)-1} \sum_{i=1}^{(n/2)-1} f(x_{2i}, y_{2j}) \right. \right. \\
&\quad \left. \left. + 4 \sum_{j=1}^{(m/2)-1} \sum_{i=1}^{n/2} f(x_{2i-1}, y_{2j}) + \sum_{j=1}^{(m/2)-1} f(x_n, y_{2j}) \right] \right. \\
&\quad \left. + 4 \left[\sum_{j=1}^{m/2} f(x_0, y_{2j-1}) + 2 \sum_{j=1}^{m/2} \sum_{i=1}^{(n/2)-1} f(x_{2i}, y_{2j-1}) \right. \right. \\
&\quad \left. \left. + 4 \sum_{j=1}^{m/2} \sum_{i=1}^{n/2} f(x_{2i-1}, y_{2j-1}) + \sum_{j=1}^{m/2} f(x_n, y_{2j-1}) \right] \right. \\
&\quad \left. + \left[f(x_0, y_m) + 2 \sum_{i=1}^{(n/2)-1} f(x_{2i}, y_m) + 4 \sum_{i=1}^{n/2} f(x_{2i-1}, y_m) \right. \right. \\
&\quad \left. \left. + f(x_n, y_m) \right] \right\}.
\end{aligned}$$

The error term E is given by

$$\begin{aligned}
E &= \frac{-k(b-a)h^4}{540} \left[\frac{\partial^4 f(\xi_0, y_0)}{\partial x^4} + 2 \sum_{j=1}^{(m/2)-1} \frac{\partial^4 f(\xi_{2j}, y_{2j})}{\partial x^4} + 4 \sum_{j=1}^{m/2} \frac{\partial^4 f(\xi_{2j-1}, y_{2j-1})}{\partial x^4} \right. \\
&\quad \left. + \frac{\partial^4 f(\xi_m, y_m)}{\partial x^4} \right] - \frac{(d-c)k^4}{180} \int_a^b \frac{\partial^4 f(x, \mu)}{\partial y^4} dx.
\end{aligned}$$

If $\partial^4 f/\partial x^4$ is continuous, the Intermediate Value Theorem can be repeatedly applied to show that the evaluation of the partial derivatives with respect to x can be replaced by a common value and that

$$E = \frac{-k(b-a)h^4}{540} \left[3m \frac{\partial^4 f}{\partial x^4}(\bar{\eta}, \bar{\mu}) \right] - \frac{(d-c)k^4}{180} \int_a^b \frac{\partial^4 f(x, \mu)}{\partial y^4} dx,$$

for some $(\bar{\eta}, \bar{\mu})$ in R . If $\partial^4 f/\partial y^4$ is also continuous, the Weighted Mean Value Theorem for Integrals implies that

$$\int_a^b \frac{\partial^4 f(x, \mu)}{\partial y^4} dx = (b-a) \frac{\partial^4 f}{\partial y^4}(\hat{\eta}, \hat{\mu}),$$

for some $(\hat{\eta}, \hat{\mu})$ in R . Since $m = (d - c)/k$, the error term has the form

$$E = \frac{-k(b-a)h^4}{540} \left[3m \frac{\partial^4 f}{\partial x^4}(\bar{\eta}, \bar{\mu}) \right] - \frac{(d-c)(b-a)}{180} k^4 \frac{\partial^4 f}{\partial y^4}(\hat{\eta}, \hat{\mu})$$

or

$$E = -\frac{(d-c)(b-a)}{180} \left[h^4 \frac{\partial^4 f}{\partial x^4}(\bar{\eta}, \bar{\mu}) + k^4 \frac{\partial^4 f}{\partial y^4}(\hat{\eta}, \hat{\mu}) \right],$$

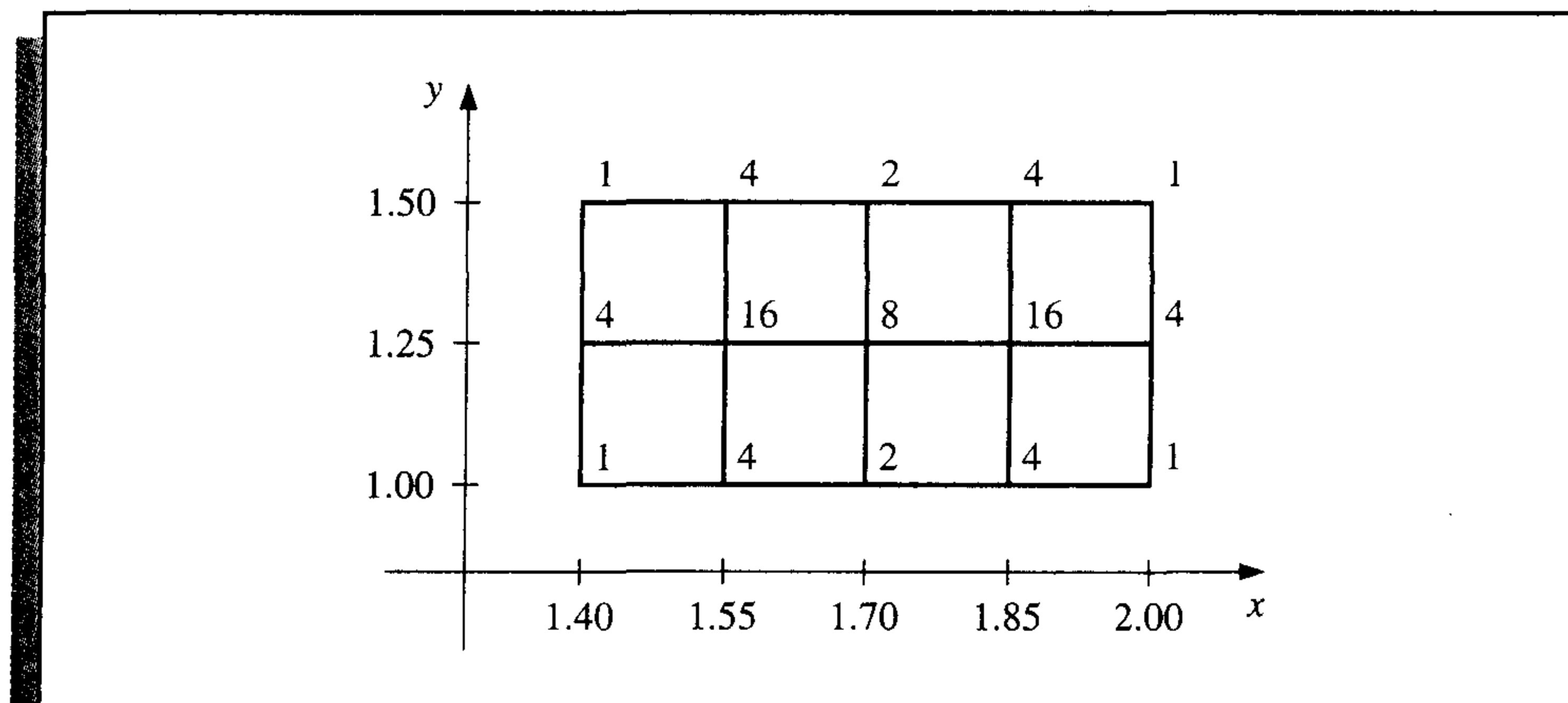
for some $(\bar{\eta}, \bar{\mu})$ and $(\hat{\eta}, \hat{\mu})$ in R .

EXAMPLE 1 The Composite Simpson's rule applied to approximate

$$\int_{1.4}^{2.0} \int_{1.0}^{1.5} \ln(x + 2y) dy dx,$$

with $n = 4$ and $m = 2$ uses the step sizes $h = 0.15$ and $k = 0.25$. The region of integration R is shown in Figure 4.18, together with the nodes (x_i, y_j) , where $i = 0, 1, 2, 3, 4$ and $j = 0, 1, 2$ and, the coefficients $w_{i,j}$, of $f(x_i, y_j) = \ln(x_i + 2y_j)$ in the sum.

Figure 4.18



The approximation is

$$\begin{aligned} \int_{1.4}^{2.0} \int_{1.0}^{1.5} \ln(x + 2y) dy dx &\approx \frac{(0.15)(0.25)}{9} \sum_{i=0}^4 \sum_{j=0}^2 w_{i,j} \ln(x_i + 2y_j) \\ &= 0.4295524387. \end{aligned}$$

Since

$$\frac{\partial^4 f}{\partial x^4}(x, y) = \frac{-6}{(x + 2y)^4} \quad \text{and} \quad \frac{\partial^4 f}{\partial y^4}(x, y) = \frac{-96}{(x + 2y)^4},$$

and the maximum value of $\frac{1}{(x+2y)^4}$ on R occurs at $(1.4, 1.0)$, the error is bounded by

$$|E| \leq \frac{(0.5)(0.6)}{180} \left[(0.15)^4 \max_{(x,y) \in R} \frac{6}{(x+2y)^4} + (0.25)^4 \max_{(x,y) \in R} \frac{96}{(x+2y)^4} \right] \\ \leq 4.72 \times 10^{-6}.$$

The actual value of the integral to ten decimal places is

$$\int_{1.4}^{2.0} \int_{1.0}^{1.5} \ln(x+2y) \, dy \, dx = 0.4295545265,$$

so the approximation is accurate to within 2.1×10^{-6} . ■

The same techniques can be applied for the approximation of triple integrals as well as higher integrals for functions of more than three variables. The number of functional evaluations required for the approximation is the product of the number of functional evaluations required when the method is applied to each variable.

To reduce the number of functional evaluations, more efficient methods such as Gaussian quadrature, Romberg integration, or Adaptive quadrature can be incorporated in place of the Newton-Cotes formulas. The following example illustrates the use of Gaussian quadrature for the integral considered in Example 1.

EXAMPLE 2

Consider the double integral given in Example 1. Before employing a Gaussian quadrature technique to approximate this integral, we transform the region of integration

$$R = \{ (x, y) \mid 1.4 \leq x \leq 2.0, 1.0 \leq y \leq 1.5 \}$$

into

$$\hat{R} = \{ (u, v) \mid -1 \leq u \leq 1, -1 \leq v \leq 1 \}.$$

The linear transformations that accomplish this are

$$u = \frac{1}{2.0 - 1.4}(2x - 1.4 - 2.0) \quad \text{and} \quad v = \frac{1}{1.5 - 1.0}(2y - 1.0 - 1.5),$$

or, equivalently, $x = 0.3u + 1.7$ and $y = 0.25v + 1.25$. Employing this change of variables gives an integral on which Gaussian quadrature can be applied:

$$\int_{1.4}^{2.0} \int_{1.0}^{1.5} \ln(x+2y) \, dy \, dx = 0.075 \int_{-1}^1 \int_{-1}^1 \ln(0.3u + 0.5v + 4.2) \, dv \, du.$$

The Gaussian quadrature formula for $n = 3$ in both u and v requires that we use the nodes

$$u_1 = v_1 = r_{3,2} = 0, \quad u_0 = v_0 = r_{3,1} = -0.7745966692,$$

and

$$u_2 = v_2 = r_{3,3} = 0.7745966692.$$

The associated weights are $c_{3,2} = 0.\bar{8}$ and $c_{3,1} = c_{3,3} = 0.\bar{5}$. (See Table 4.11.) Thus,

$$\begin{aligned} \int_{1.4}^{2.0} \int_{1.0}^{1.5} \ln(x + 2y) \, dy \, dx &\approx 0.075 \sum_{i=1}^3 \sum_{j=1}^3 c_{3,i} c_{3,j} \ln(0.3r_{3,i} + 0.5r_{3,j} + 4.2) \\ &= 0.4295545313. \end{aligned}$$

Although this result requires only 9 functional evaluations compared to 15 for the Composite Simpson's rule considered in Example 1, this result is accurate to within 4.8×10^{-9} , compared to 2.1×10^{-6} accuracy in Example 1. ■

The use of approximation methods for double integrals is not limited to integrals with rectangular regions of integration. The techniques previously discussed can be modified to approximate double integrals of the form

$$\int_a^b \int_{c(x)}^{d(x)} f(x, y) \, dy \, dx \quad (4.43)$$

or

$$\int_c^d \int_{a(y)}^{b(y)} f(x, y) \, dx \, dy. \quad (4.44)$$

In fact, integrals on regions not of this type can also be approximated by performing appropriate partitions of the region. (See Exercise 10.)

To describe the technique involved with approximating an integral in the form

$$\int_a^b \int_{c(x)}^{d(x)} f(x, y) \, dy \, dx,$$

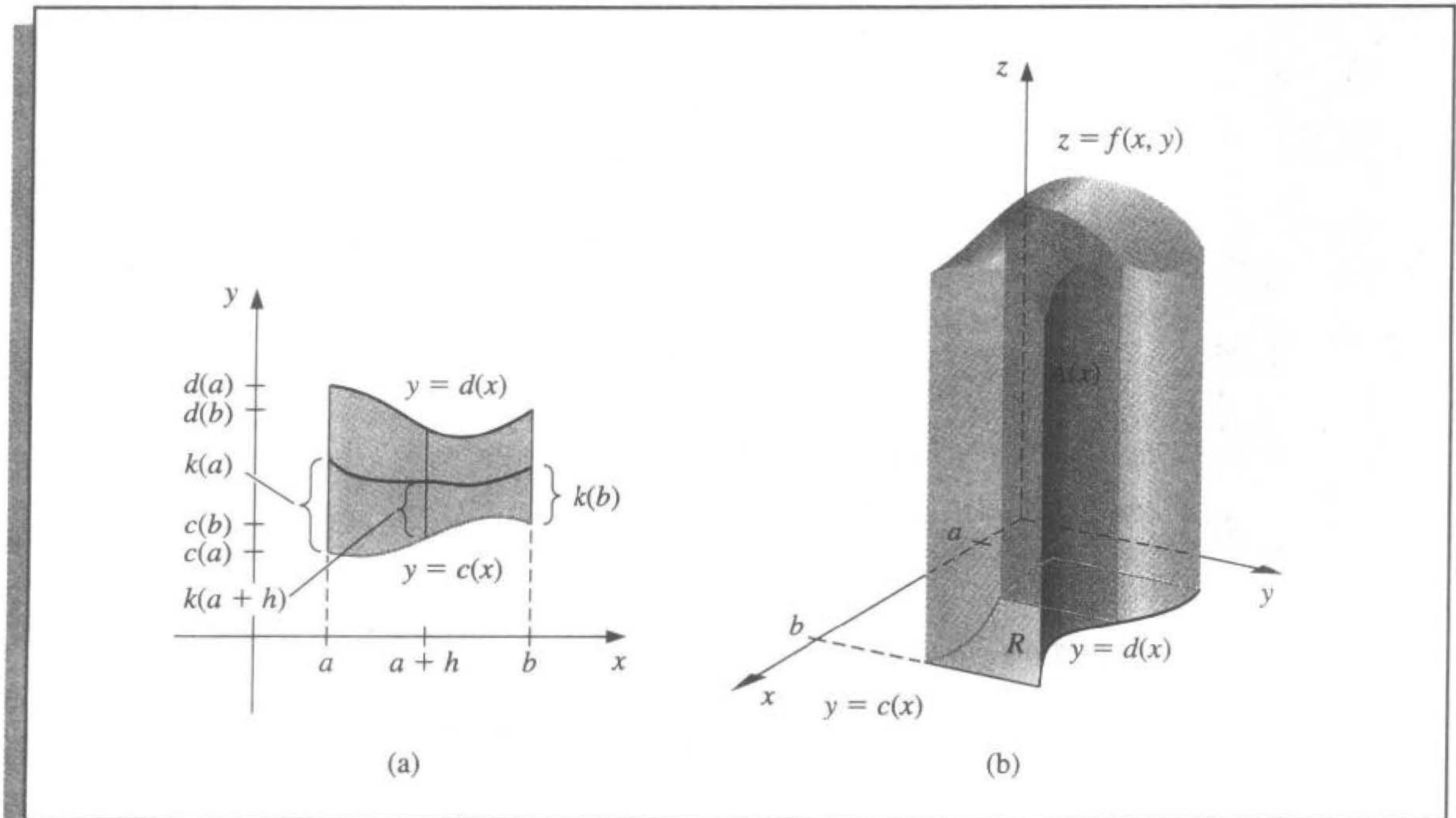
we will use the basic Simpson's rule to integrate with respect to both variables. The step size for the variable x is $h = (b - a)/2$, but the step size for y varies with x (see Figure 4.19) and is written

$$k(x) = \frac{d(x) - c(x)}{2}.$$

Consequently,

$$\begin{aligned} \int_a^b \int_{c(x)}^{d(x)} f(x, y) \, dy \, dx &\approx \int_a^b \frac{k(x)}{3} [f(x, c(x)) + 4f(x, c(x) + k(x)) + f(x, d(x))] \, dx \\ &\approx \frac{h}{3} \left\{ \frac{k(a)}{3} [f(a, c(a)) + 4f(a, c(a) + k(a)) + f(a, d(a))] \right. \\ &\quad + \frac{4k(a+h)}{3} [f(a+h, c(a+h)) + 4f(a+h, c(a+h) \\ &\quad + k(a+h)) + f(a+h, d(a+h))] \\ &\quad \left. + \frac{k(b)}{3} [f(b, c(b)) + 4f(b, c(b) + k(b)) + f(b, d(b))] \right\}. \end{aligned}$$

Figure 4.19



Algorithm 4.4 applies the Composite Simpson's rule to an integral in the form (4.43). Integrals in the form (4.44) can, of course, be handled similarly.

ALGORITHM

4.4

Simpson's Double Integral

To approximate the integral $I = \int_a^b \int_{c(x)}^{d(x)} f(x, y) dy dx$:

INPUT endpoints a, b ; even positive integers m, n .

OUTPUT approximation J to I .

Step 1 Set $h = (b - a)/n$;

$J_1 = 0$; (End terms.)

$J_2 = 0$; (Even terms.)

$J_3 = 0$. (Odd terms.)

Step 2 For $i = 0, 1, \dots, n$ do Steps 3–8.

Step 3 Set $x = a + ih$; (Composite Simpson's method for x .)

$HX = (d(x) - c(x))/m$;

$K_1 = f(x, c(x)) + f(x, d(x))$; (End terms.)

$K_2 = 0$; (Even terms.)

$K_3 = 0$. (Odd terms.)

Step 4 For $j = 1, 2, \dots, m - 1$ do Step 5 and 6.

Step 5 Set $y = c(x) + jHX$;
 $Q = f(x, y)$.

Step 6 If j is even then set $K_2 = K_2 + Q$
 else set $K_3 = K_3 + Q$.

Step 7 Set $L = (K_1 + 2K_2 + 4K_3)HX/3$.

$\left(L \approx \int_{c(x_i)}^{d(x_i)} f(x_i, y) dy \text{ by the Composite Simpson's method.} \right)$

Step 8 If $i = 0$ or $i = n$ then set $J_1 = J_1 + L$
 else if i is even then set $J_2 = J_2 + L$
 else set $J_3 = J_3 + L$.

Step 9 Set $J = h(J_1 + 2J_2 + 4J_3)/3$.

Step 10 OUTPUT (J);
 STOP. ■

To apply Gaussian quadrature to

$$\int_a^b \int_{c(x)}^{d(x)} f(x, y) dy dx,$$

first requires transforming, for each x in $[a, b]$, the interval $[c(x), d(x)]$ to $[-1, 1]$ and then applying Gaussian quadrature. This results in the formula

$$\begin{aligned} & \int_a^b \int_{c(x)}^{d(x)} f(x, y) dy dx \\ & \approx \int_a^b \frac{d(x) - c(x)}{2} \sum_{j=1}^n c_{n,j} f \left(x, \frac{(d(x) - c(x))r_{n,j} + d(x) + c(x)}{2} \right) dx, \end{aligned}$$

where, as before, the roots $r_{n,j}$ and coefficients $c_{n,j}$ come from Table 4.11. Now the interval $[a, b]$ is transformed to $[-1, 1]$, and Gaussian quadrature is applied to approximate the integral on the right side of this equation. The details are given in Algorithm 4.5.

ALGORITHM

4.5

Gaussian Double Integral

To approximate the integral $\int_a^b \int_{c(x)}^{d(x)} f(x, y) dy dx$:

INPUT endpoints a, b ; positive integers m, n .

(The roots $r_{i,j}$ and coefficients $c_{i,j}$ need to be available for $i = \max\{m, n\}$ and for $1 \leq j \leq i$.)

OUTPUT approximation J to I .

Step 1 Set $h_1 = (b - a)/2$;
 $h_2 = (b + a)/2$;
 $J = 0$.

Step 2 For $i = 1, 2, \dots, m$ do Steps 3–5.

Step 3 Set $JX = 0$;
 $x = h_1 r_{m,i} + h_2$;
 $d_1 = d(x)$;
 $c_1 = c(x)$;
 $k_1 = (d_1 - c_1)/2$;
 $k_2 = (d_1 + c_1)/2$.

Step 4 For $j = 1, 2, \dots, n$ do
 set $y = k_1 r_{n,j} + k_2$;
 $Q = f(x, y)$;
 $JX = JX + c_{n,j} Q$.

Step 5 Set $J = J + c_{m,i} k_1 JX$.

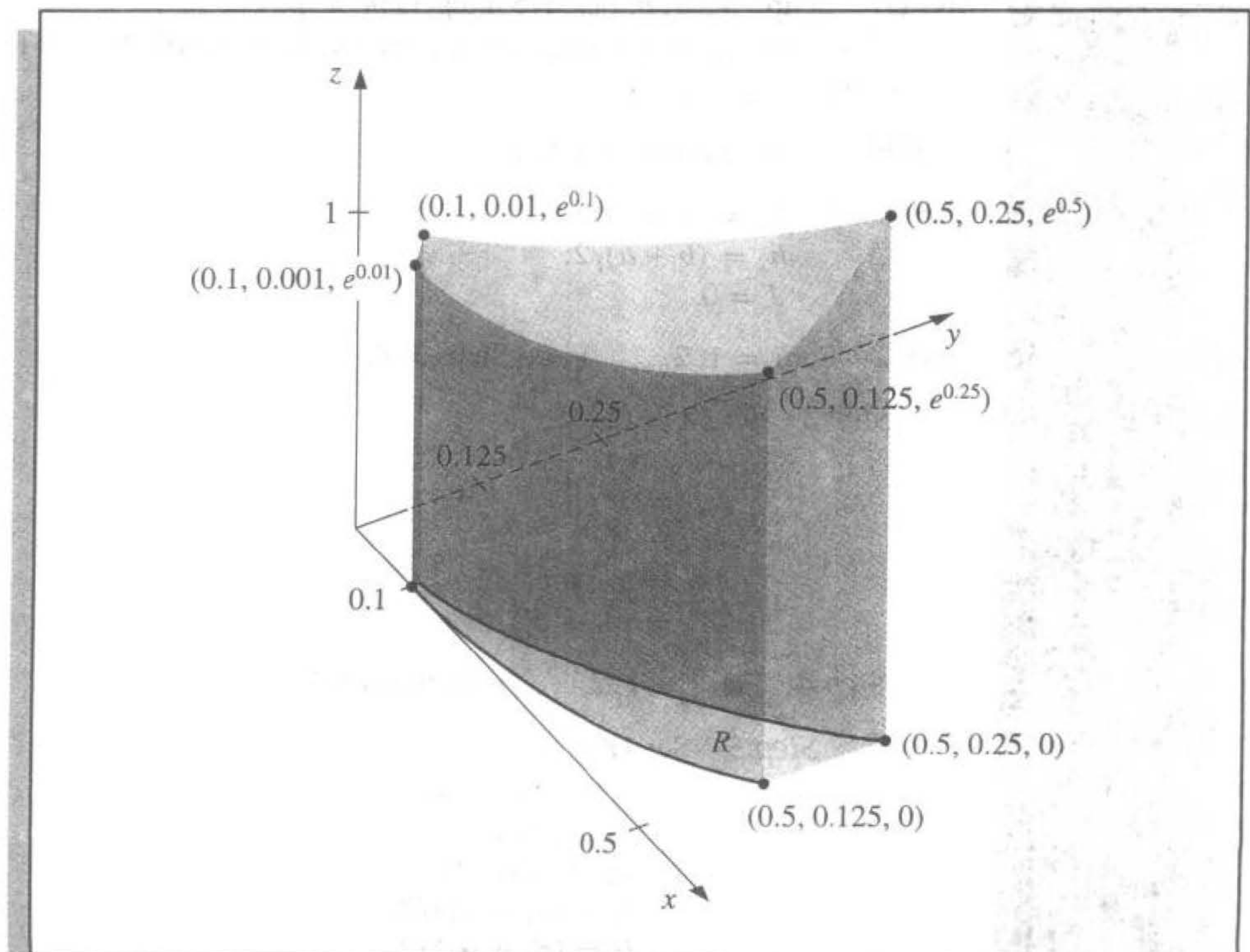
Step 6 Set $J = h_1 J$.

Step 7 OUTPUT (J);
 STOP.

EXAMPLE 3

The volume of the solid in Figure 4.20 is approximated by applying Simpson's Double Integral Algorithm with $n = m = 10$ to

Figure 4.20



$$\int_{0.1}^{0.5} \int_{x^3}^{x^2} e^{y/x} dy dx.$$

This requires 121 evaluations of the function $f(x, y) = e^{y/x}$ and produces the 0.0333054, which approximates the volume of the solid shown in Figure 4.20 to nearly seven decimal places. Applying the Gaussian Quadrature Algorithm with $n = m = 5$ requires only 25 function evaluations and, gives the approximation, 0.03330556611, which is accurate to 11 decimal places. ■

Triple integrals of the form

$$\int_a^b \int_{c(x)}^{d(x)} \int_{\alpha(x,y)}^{\beta(x,y)} f(x, y, z) dz dy dx$$

(see Figure 4.21) are approximated in a similar manner. Because of the number of calculations involved, Gaussian quadrature is the method of choice. Algorithm 4.6 implements this procedure.

ALGORITHM

4.6

Gaussian Triple Integral

To approximate the integral $\int_a^b \int_{c(x)}^{d(x)} \int_{\alpha(x,y)}^{\beta(x,y)} f(x, y, z) dz dy dx$:

INPUT endpoints a, b ; positive integers m, n, p .

(The roots $r_{i,j}$ and coefficients $c_{i,j}$ need to be available for $i = \max\{n, m, p\}$ and for $1 \leq j \leq i$.)

OUTPUT approximation J to I .

Step 1 Set $h_1 = (b - a)/2$;
 $h_2 = (b + a)/2$;
 $J = 0$.

Step 2 For $i = 1, 2, \dots, m$ do Steps 3–8.

Step 3 Set $JX = 0$;
 $x = h_1 r_{m,i} + h_2$;
 $d_1 = d(x)$;
 $c_1 = c(x)$;
 $k_1 = (d_1 - c_1)/2$;
 $k_2 = (d_1 + c_1)/2$.

Step 4 For $j = 1, 2, \dots, n$ do Steps 5–7.

Step 5 Set $JY = 0$;
 $y = k_1 r_{n,j} + k_2$;
 $\beta_1 = \beta(x, y)$;
 $\alpha_1 = \alpha(x, y)$;
 $l_1 = (\beta_1 - \alpha_1)/2$;
 $l_2 = (\beta_1 + \alpha_1)/2$.

Step 6 For $k = 1, 2, \dots, p$ do
 set $z = l_1 r_{p,k} + l_2$;
 $Q = f(x, y, z)$;
 $JY = JY + c_{p,k} Q$.

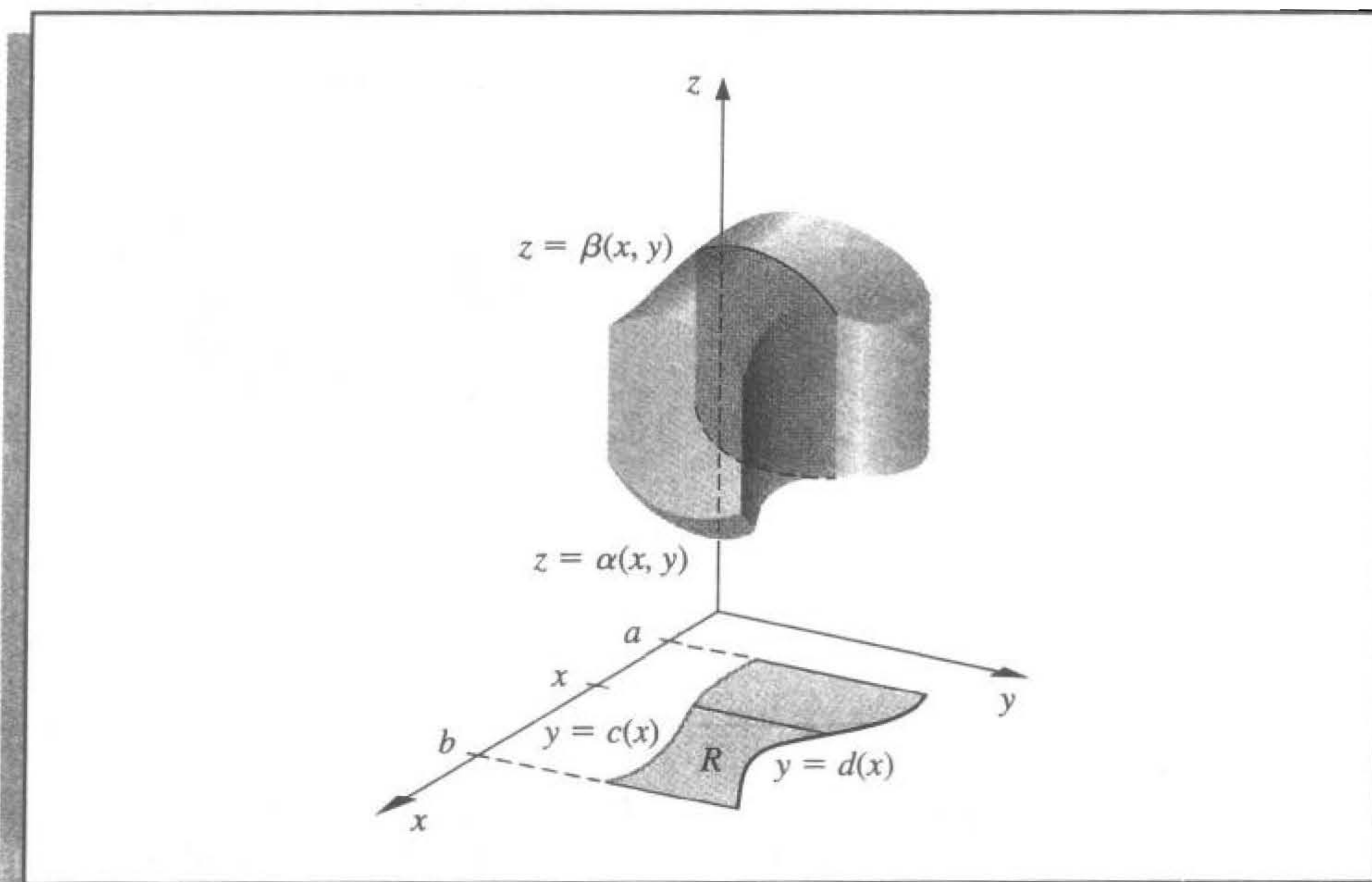
Step 7 Set $JX = JX + c_{n,j} l_1 JY$.

Step 8 Set $J = J + c_{m,i} k_1 JX$.

Step 9 Set $J = h_1 J$.

Step 10 OUTPUT (J);
 STOP.

Figure 4.21



The following example requires the evaluation of four triple integrals.

EXAMPLE 4 The center of a mass of a solid region D with density function σ occurs at

$$(\bar{x}, \bar{y}, \bar{z}) = \left(\frac{M_{yz}}{M}, \frac{M_{xz}}{M}, \frac{M_{xy}}{M} \right),$$

where

$$M_{yz} = \iiint_D x\sigma(x, y, z) dV, \quad M_{xz} = \iiint_D y\sigma(x, y, z) dV$$

and

$$M_{xy} = \iiint_D z\sigma(x, y, z) dV$$

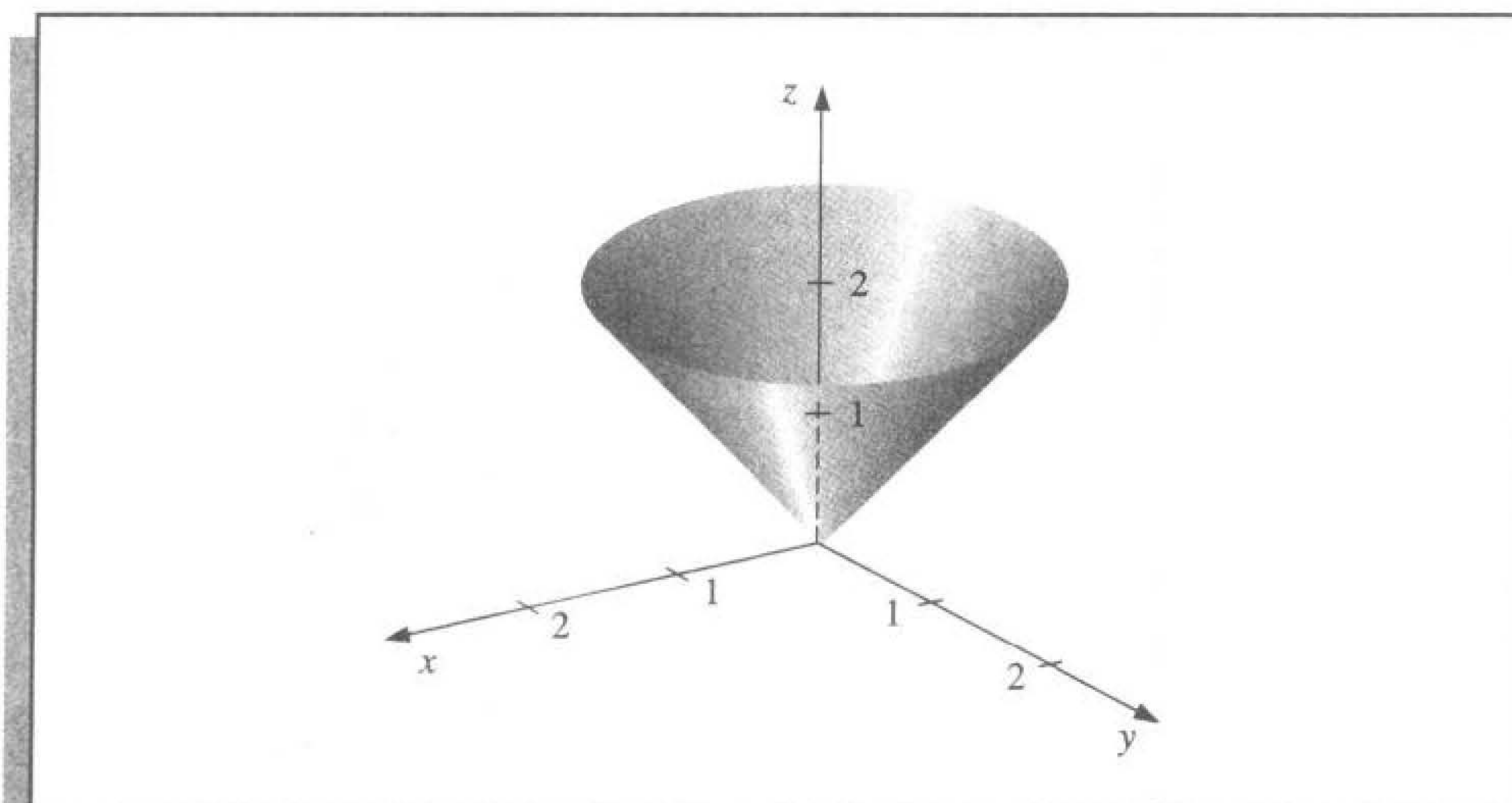
are the moments about the coordinate planes and

$$M = \iiint_D \sigma(x, y, z) dV$$

is the mass. The solid shown in Figure 4.22 is bounded by the upper nappe of the cone $z^2 = x^2 + y^2$ and the plane $z = 2$. Suppose that this solid has density function given by

$$\sigma(x, y, z) = \sqrt{x^2 + y^2}.$$

Figure 4.22



Applying the Gaussian Triple Integral Algorithm 4.6 with $n = m = p = 5$ requires 125 function evaluations per integral and gives the following approximations:

$$\begin{aligned} M &= \int_{-2}^2 \int_{-\sqrt{4-x^2}}^{\sqrt{4-x^2}} \int_{\sqrt{x^2+y^2}}^2 \sqrt{x^2+y^2} dz dy dx \\ &= 4 \int_0^2 \int_0^{\sqrt{4-x^2}} \int_{\sqrt{x^2+y^2}}^2 \sqrt{x^2+y^2} dz dy dx \approx 8.37504476, \end{aligned}$$

$$M_{yz} = \int_{-2}^2 \int_{-\sqrt{4-x^2}}^{\sqrt{4-x^2}} \int_{\sqrt{x^2+y^2}}^2 x\sqrt{x^2+y^2} dz dy dx \approx -5.55111512 \times 10^{-17},$$

$$M_{xz} = \int_{-2}^2 \int_{-\sqrt{4-x^2}}^{\sqrt{4-x^2}} \int_{\sqrt{x^2+y^2}}^2 y\sqrt{x^2+y^2} dz dy dx \approx -8.01513675 \times 10^{-17},$$

$$M_{xy} = \int_{-2}^2 \int_{-\sqrt{4-x^2}}^{\sqrt{4-x^2}} \int_{\sqrt{x^2+y^2}}^2 z\sqrt{x^2+y^2} dz dy dx \approx 13.40038156.$$

This implies that the approximate location of the center of mass is

$$(\bar{x}, \bar{y}, \bar{z}) = (0, 0, 1.60003701).$$

These integrals are quite easy to evaluate directly. If you do this, you will find that the exact center of mass occurs at $(0, 0, 1.6)$. ■

EXERCISE SET 4.8

1. Use Algorithm 4.4 with $n = m = 4$ to approximate the following double integrals, and compare the results to the exact answers.

a. $\int_{2.1}^{2.5} \int_{1.2}^{1.4} xy^2 dy dx$

b. $\int_0^{0.5} \int_0^{0.5} e^{y-x} dy dx$

c. $\int_2^{2.2} \int_x^{2x} (x^2 + y^3) dy dx$

d. $\int_1^{1.5} \int_0^x (x^2 + \sqrt{y}) dy dx$

2. Find the smallest values for $n = m$ so that Algorithm 4.4 can be used to approximate the integrals in Exercise 1 to within 10^{-6} of the actual value.
3. Use Algorithm 4.4 with (i) $n = 4, m = 8$, (ii) $n = 8, m = 4$, and (iii) $n = m = 6$ to approximate the following double integrals, and compare the results to the exact answers.

a. $\int_0^{\pi/4} \int_{\sin x}^{\cos x} (2y \sin x + \cos^2 x) dy dx$

b. $\int_1^e \int_1^x \ln xy dy dx$

c. $\int_0^1 \int_x^{2x} (x^2 + y^3) dy dx$

d. $\int_0^1 \int_x^{2x} (y^2 + x^3) dy dx$

e. $\int_0^\pi \int_0^x \cos x dy dx$

f. $\int_0^\pi \int_0^x \cos y dy dx$

g. $\int_0^{\pi/4} \int_0^{\sin x} \frac{1}{\sqrt{1-y^2}} dy dx$

h. $\int_{-\pi}^{3\pi/2} \int_0^{2\pi} (y \sin x + x \cos y) dy dx$

4. Find the smallest values for $n = m$ so that Algorithm 4.4 can be used to approximate the integrals in Exercise 3 to within 10^{-6} of the actual value.
5. Use Algorithm 4.5 with $n = m = 2$ to approximate the integrals in Exercise 1, and compare the results to those obtained in Exercise 1.
6. Find the smallest values of $n = m$ so that Algorithm 4.5 can be used to approximate the integrals in Exercise 1 to within 10^{-6} . Do not continue beyond $n = m = 5$. Compare the number of functional evaluations required to the number required in Exercise 2.
7. Use Algorithm 4.5 with (i) $n = m = 3$, (ii) $n = 3, m = 4$, (iii) $n = 4, m = 3$, and (iv) $n = m = 4$ to approximate the integrals in Exercise 3.
8. Use Algorithm 4.5 with $n = m = 5$ to approximate the integrals in Exercise 3. Compare the number of functional evaluations required to the number required in Exercise 4.

9. Use Algorithm 4.4 with $n = m = 14$ and Algorithm 4.5 with $n = m = 4$ to approximate

$$\iint_R e^{-(x+y)} dA,$$

for the region R in the plane bounded by the curves $y = x^2$ and $y = \sqrt{x}$.

10. Use Algorithm 4.4 to approximate

$$\iint_R \sqrt{xy + y^2} dA,$$

where R is the region in the plane bounded by the lines $x + y = 6$, $3y - x = 2$, and $3x - y = 2$. First partition R into two regions R_1 and R_2 on which Algorithm 4.4 can be applied. Use $n = m = 6$ on both R_1 and R_2 .

11. A plane lamina is a thin sheet of continuously distributed mass. If σ is a function describing the density of a lamina having the shape of a region R in the xy -plane, then the center of the mass of the lamina (\bar{x}, \bar{y}) is

$$\bar{x} = \frac{\iint_R x\sigma(x, y) dA}{\iint_R \sigma(x, y) dA}, \quad \bar{y} = \frac{\iint_R y\sigma(x, y) dA}{\iint_R \sigma(x, y) dA}.$$

Use Algorithm 4.4 with $n = m = 14$ to find the center of mass of the lamina described by $R = \{(x, y) \mid 0 \leq x \leq 1, 0 \leq y \leq \sqrt{1 - x^2}\}$ with the density function $\sigma(x, y) = e^{-(x^2 + y^2)}$. Compare the approximation to the exact result.

12. Repeat Exercise 11 using Algorithm 4.5 with $n = m = 5$.
13. The area of the surface described by $z = f(x, y)$ for (x, y) in R is given by

$$\iint_R \sqrt{[f_x(x, y)]^2 + [f_y(x, y)]^2 + 1} dA.$$

Use Algorithm 4.4 with $n = m = 8$ to find an approximation to the area of the surface on the hemisphere $x^2 + y^2 + z^2 = 9$, $z \geq 0$ that lies above the region in the plane described by $R = \{(x, y) \mid 0 \leq x \leq 1, 0 \leq y \leq 1\}$.

14. Repeat Exercise 13 using Algorithm 4.5 with $n = m = 4$.
15. Use Algorithm 4.6 with $n = m = p = 2$ to approximate the following triple integrals, and compare the results to the exact answers.

a. $\int_0^1 \int_1^2 \int_0^{0.5} e^{x+y+z} dz dy dx$

b. $\int_0^1 \int_x^1 \int_0^y y^2 z dz dy dx$

c. $\int_0^1 \int_{x^2}^x \int_{x-y}^{x+y} y dz dy dx$

d. $\int_0^1 \int_{x^2}^x \int_{x-y}^{x+y} z dz dy dx$

e. $\int_0^\pi \int_0^x \int_0^{xy} \frac{1}{y} \sin \frac{z}{y} dz dy dx$

f. $\int_0^1 \int_0^1 \int_{-xy}^{xy} e^{x^2 + y^2} dz dy dx$

16. Repeat Exercise 15 using $n = m = p = 3$.
17. Repeat Exercise 15 using $n = m = p = 4$ and $n = m = p = 5$.

18. Use Algorithm 4.6 with $n = m = p = 4$ to approximate

$$\iiint_S xy \sin(yz) \, dV,$$

where S is the solid bounded by the coordinate planes and the planes $x = \pi$, $y = \pi/2$, $z = \pi/3$. Compare this approximation to the exact result.

19. Use Algorithm 4.6 with $n = m = p = 5$ to approximate

$$\iiint_S \sqrt{xyz} \, dV,$$

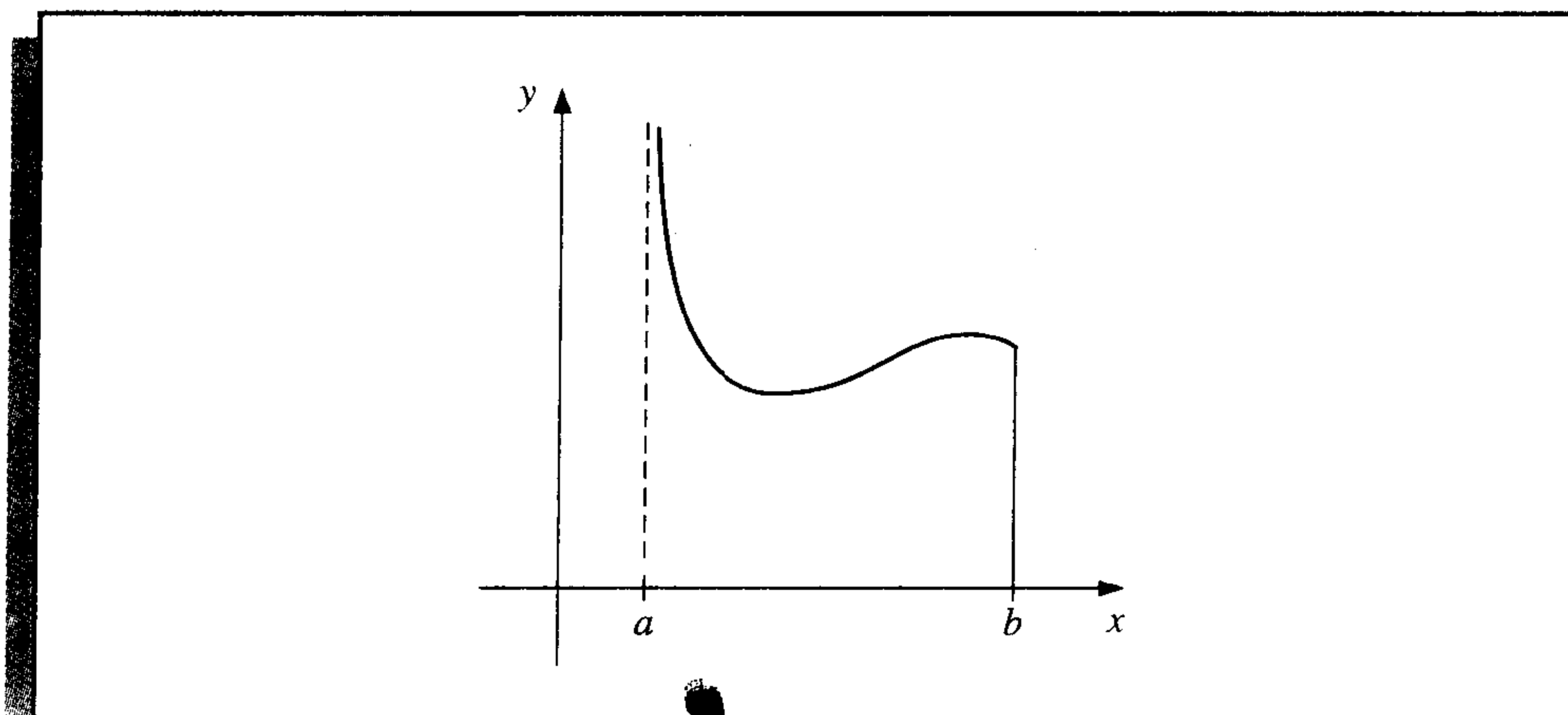
where S is the region in the first octant bounded by the cylinder $x^2 + y^2 = 4$, the sphere $x^2 + y^2 + z^2 = 4$, and the plane $x + y + z = 8$. How many functional evaluations are required for the approximation?

4.9 Improper Integrals

Improper integrals result when the notion of integration is extended either to an interval of integration on which the function is unbounded or to an interval with one or more infinite endpoints. In either circumstance, the normal rules of integral approximation must be modified.

We will first consider the situation when the integrand is unbounded at the left endpoint of the interval of integration, as shown in Figure 4.23. We will then show that the other improper integrals can be reduced to problems of this form.

Figure 4.23



It is shown in calculus that the improper integral with a singularity at the left endpoint,

$$\int_a^b \frac{dx}{(x-a)^p},$$

converges if and only if $0 < p < 1$, and in this case, we define

$$\int_a^b \frac{dx}{(x-a)^p} = \frac{(b-a)^{1-p}}{1-p}.$$

If f is a function that can be written in the form

$$f(x) = \frac{g(x)}{(x-a)^p},$$

where $0 < p < 1$ and g is continuous on $[a, b]$, then the improper integral

$$\int_a^b f(x) dx$$

also exists. We will approximate this integral using the Composite Simpson's rule, provided that $g \in C^5[a, b]$. In that case, we can construct the fourth Taylor polynomial, $P_4(x)$, for g about a ,

$$P_4(x) = g(a) + g'(a)(x-a) + \frac{g''(a)}{2!}(x-a)^2 + \frac{g'''(a)}{3!}(x-a)^3 + \frac{g^{(4)}(a)}{4!}(x-a)^4,$$

and write

$$\int_a^b f(x) dx = \int_a^b \frac{g(x) - P_4(x)}{(x-a)^p} dx + \int_a^b \frac{P_4(x)}{(x-a)^p} dx. \quad (4.45)$$

Since $P_4(x)$ is a polynomial, we can exactly determine the value of

$$\int_a^b \frac{P_4(x)}{(x-a)^p} dx = \sum_{k=0}^4 \int_a^b \frac{g^{(k)}(a)}{k!} (x-a)^{k-p} dx = \sum_{k=0}^4 \frac{g^{(k)}(a)}{k!(k+1-p)} (b-a)^{k+1-p}. \quad (4.46)$$

This is generally the dominant portion of the approximation, especially when the Taylor polynomial $P_4(x)$ agrees closely with $g(x)$ throughout the interval $[a, b]$.

To approximate the integral of f , we need to add this value to the approximation of

$$\int_a^b \frac{g(x) - P_4(x)}{(x-a)^p} dx.$$

To determine this, we first define

$$G(x) = \begin{cases} \frac{g(x) - P_4(x)}{(x-a)^p}, & \text{if } a < x \leq b, \\ 0, & \text{if } x = a. \end{cases}$$

Since $0 < p < 1$ and $P_4^{(k)}(a)$ agrees with $g^{(k)}(a)$ for each $k = 0, 1, 2, 3, 4$, we have $G \in C^4[a, b]$. This implies that the Composite Simpson's rule can be applied to approximate the integral of G on $[a, b]$. Adding this approximation to the value in Eq. (4.46) gives an approximation to the improper integral of f on $[a, b]$, within the accuracy of the Composite Simpson's rule approximation.

EXAMPLE 1 We will use the Composite Simpson's rule with $h = 0.25$ to approximate the value of the improper integral

$$\int_0^1 \frac{e^x}{\sqrt{x}} dx.$$

Since the fourth Taylor polynomial for e^x about $x = 0$ is

$$P_4(x) = 1 + x + \frac{x^2}{2} + \frac{x^3}{6} + \frac{x^4}{24},$$

we have

$$\begin{aligned} \int_0^1 \frac{P_4(x)}{\sqrt{x}} dx &= \int_0^1 \left(x^{-1/2} + x^{1/2} + \frac{1}{2}x^{3/2} + \frac{1}{6}x^{5/2} + \frac{1}{24}x^{7/2} \right) dx \\ &= \lim_{M \rightarrow 0^+} \left[2x^{1/2} + \frac{2}{3}x^{3/2} + \frac{1}{5}x^{5/2} + \frac{1}{21}x^{7/2} + \frac{1}{108}x^{9/2} \right]_M^1 \\ &= 2 + \frac{2}{3} + \frac{1}{5} + \frac{1}{21} + \frac{1}{108} \approx 2.9235450. \end{aligned}$$

Table 4.14 lists the approximate values of

$$G(x) = \begin{cases} \frac{1}{\sqrt{x}}(e^x - P_4(x)), & \text{when } 0 < x \leq 1, \\ 0, & \text{when } x = 0. \end{cases}$$

Table 4.14

x	$G(x)$
0.00	0
0.25	0.0000170
0.50	0.0004013
0.75	0.0026026
1.00	0.0099485

Applying the Composite Simpson's rule using these data gives

$$\begin{aligned} \int_0^1 G(x) dx &\approx \frac{0.25}{3} [0 + 4(0.0000170) + 2(0.0004013) \\ &\quad + 4(0.0026026) + 0.0099485] = 0.0017691. \end{aligned}$$

Hence,

$$\int_0^1 \frac{e^x}{\sqrt{x}} dx \approx 2.9235450 + 0.0017691 = 2.9253141.$$

This result is accurate within the accuracy of the Composite Simpson's rule approximation for the function G . Since $|G^{(4)}(x)| < 1$ on $[0, 1]$, the error is bounded by

$$\frac{1-0}{180}(0.25)^4 = 0.0000217. \quad \blacksquare$$

To approximate the improper integral with a singularity at the right endpoint, we could apply the technique we used above but expand in terms of the right endpoint b instead of the left endpoint a . Alternatively, we can make the substitution

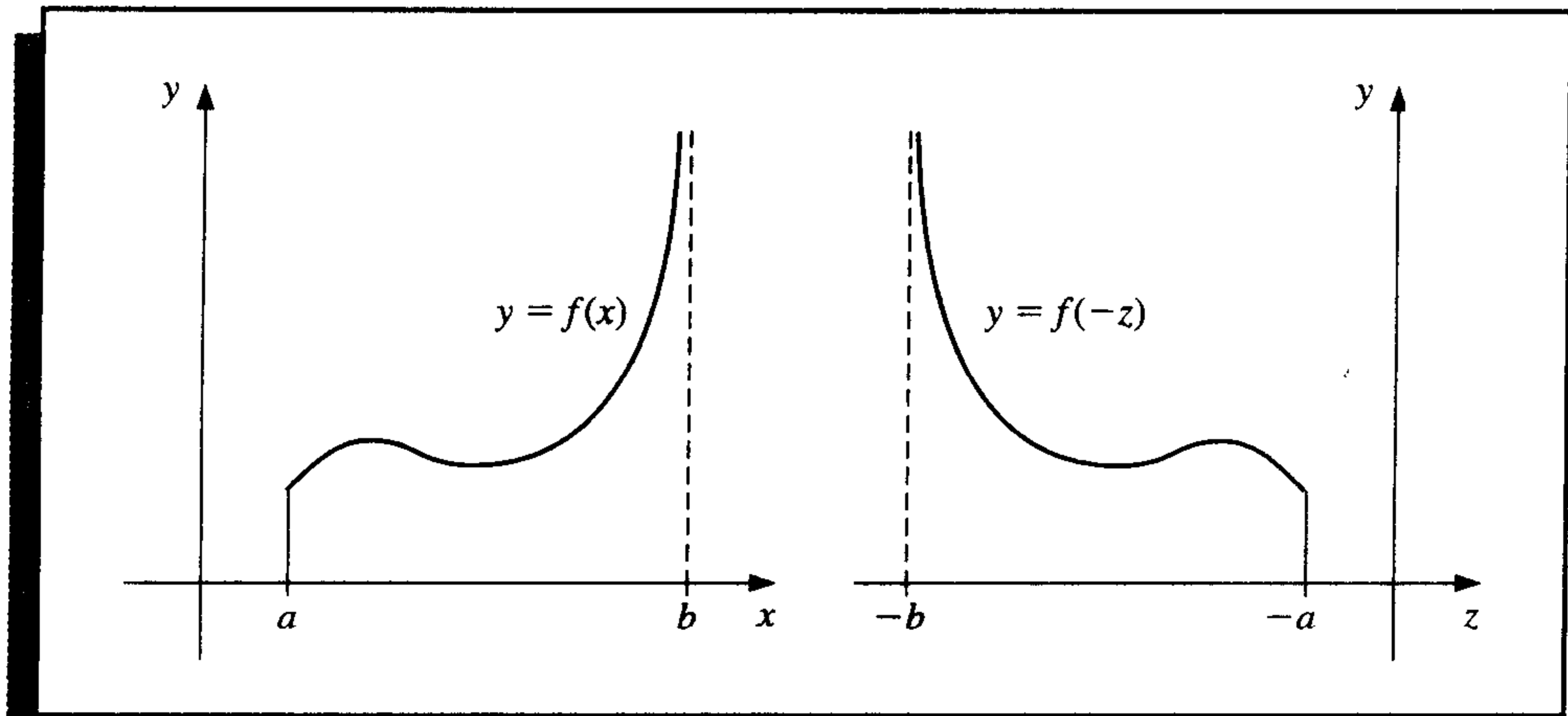
$$z = -x, \quad dz = -dx$$

to change the improper integral into one of the form

$$\int_a^b f(x) dx = \int_{-b}^{-a} f(-z) dz, \quad (4.47)$$

which has its singularity at the left endpoint. (See Figure 4.24.)

Figure 4.24



An improper integral with a singularity at c , where $a < c < b$, is treated as the sum of improper integrals with endpoint singularities since

$$\int_a^b f(x) dx = \int_a^c f(x) dx + \int_c^b f(x) dx.$$

The other type of improper integral involves infinite limits of integration. The basic integral of this type has the form

$$\int_a^\infty \frac{1}{x^p} dx,$$

for $p > 1$. This is converted to an integral with left endpoint singularity at 0 by making the integration substitution

$$t = x^{-1}, \quad dt = -x^{-2} dx, \quad \text{so} \quad dx = -x^2 dt = -t^{-2} dt.$$

Then

$$\int_a^\infty \frac{1}{x^p} dx = \int_{1/a}^0 -\frac{t^p}{t^2} dt = \int_0^{1/a} \frac{1}{t^{2-p}} dt.$$

In a similar manner, the variable change $t = x^{-1}$ converts the improper integral $\int_a^\infty f(x) dx$ into one that has a left endpoint singularity at zero:

$$\int_a^\infty f(x) dx = \int_0^{1/a} t^{-2} f\left(\frac{1}{t}\right) dt. \quad (4.48)$$

It can now be approximated using a quadrature formula of the type described earlier.

EXAMPLE 2 To approximate the value of the improper integral

$$I = \int_1^\infty x^{-3/2} \sin \frac{1}{x} dx,$$

we make the change of variable $t = x^{-1}$ to obtain

$$I = \int_0^1 t^{-1/2} \sin t dt.$$

The fourth Taylor polynomial, $P_4(t)$, for $\sin t$ about 0 is

$$P_4(t) = t - \frac{1}{6}t^3,$$

so

$$G(t) = \begin{cases} \frac{\sin t - t + \frac{1}{6}t^3}{t^{1/2}}, & \text{if } 0 < t \leq 1 \\ 0, & \text{if } t = 0 \end{cases}$$

is in $C^4[0, 1]$, and we have

$$\begin{aligned} I &= \int_0^1 t^{1/2} - \frac{1}{6}t^{5/2} dt + \int_0^1 \frac{\sin t - t + \frac{1}{6}t^3}{t^{1/2}} dt \\ &= \left[\frac{2}{3}t^{3/2} - \frac{1}{21}t^{7/2} \right]_0^1 + \int_0^1 \frac{\sin t - t + \frac{1}{6}t^3}{t^{1/2}} dt \\ &= 0.61904761 + \int_0^1 \frac{\sin t - t + \frac{1}{6}t^3}{t^{1/2}} dt. \end{aligned}$$

Applying the Composite Simpson's rule with $n = 16$ to the remaining integral gives

$$I = 0.0014890097 + 0.61904761 = 0.62053661,$$

which is accurate to within 4.0×10^{-8} . ■

EXERCISE SET 4.9

1. Use Simpson's Composite rule and the given values of n to approximate the following improper integrals.

a. $\int_0^1 x^{-1/4} \sin x \, dx, \quad n = 4$

b. $\int_0^1 \frac{e^{2x}}{\sqrt[5]{x^2}} \, dx, \quad n = 6$

c. $\int_1^2 \frac{\ln x}{(x-1)^{1/5}} \, dx, \quad n = 8$

d. $\int_0^1 \frac{\cos 2x}{x^{1/3}} \, dx, \quad n = 6$

2. Use the Composite Simpson's rule and the given values of n to approximate the following improper integrals.

a. $\int_0^1 \frac{e^{-x}}{\sqrt{1-x}} \, dx, \quad n = 6$

b. $\int_0^2 \frac{xe^x}{\sqrt[3]{(x-1)^2}} \, dx, \quad n = 8$

3. Use the transformation $t = x^{-1}$ and then the Composite Simpson's rule and the given values of n to approximate the following improper integrals.

a. $\int_1^\infty \frac{1}{x^2+9} \, dx, \quad n = 4$

b. $\int_1^\infty \frac{1}{1+x^4} \, dx, \quad n = 4$

c. $\int_1^\infty \frac{\cos x}{x^3} \, dx, \quad n = 6$

d. $\int_1^\infty x^{-4} \sin x \, dx, \quad n = 6$

4. The improper integral $\int_0^\infty f(x) \, dx$ cannot be converted into an integral with finite limits using the substitution $t = 1/x$ because the limit at zero becomes infinite. The problem is resolved by first writing $\int_0^\infty f(x) \, dx = \int_0^1 f(x) \, dx + \int_1^\infty f(x) \, dx$. Apply this technique to approximate the following improper integrals to within 10^{-6} .

a. $\int_0^\infty \frac{1}{1+x^4} \, dx$

b. $\int_0^\infty \frac{1}{(1+x^2)^3} \, dx$

5. Suppose a body of mass m is traveling vertically upward starting at the surface of the earth. If all resistance except gravity is neglected, the escape velocity v is given by

$$v^2 = 2gR \int_1^\infty z^{-2} \, dz, \quad \text{where } z = \frac{x}{R},$$

$R = 3960$ mi is the radius of the earth, and $g = 0.00609$ mi/s² is the force of gravity at the earth's surface. Approximate the escape velocity v .

6. The Laguerre polynomials $\{L_0(x), L_1(x), \dots\}$ form an orthogonal set on $[0, \infty)$ and satisfy $\int_0^\infty e^{-x} L_i(x) L_j(x) \, dx = 0$, for $i \neq j$. (See Section 8.2.) The polynomial $L_n(x)$ has n distinct zeros x_1, x_2, \dots, x_n in $[0, \infty)$. Let

$$c_{n,i} = \int_0^\infty e^{-x} \prod_{\substack{j=1 \\ j \neq i}}^n \frac{x - x_j}{x_i - x_j} \, dx.$$

Show that the quadrature formula

$$\int_0^\infty f(x) e^{-x} \, dx = \sum_{i=1}^n c_{n,i} f(x_i)$$

has degree of precision $2n - 1$. (Hint: Follow the steps in the proof of Theorem 4.7.)

7. The Laguerre polynomials $L_0(x) = 1$, $L_1(x) = 1 - x$, $L_2(x) = x^2 - 4x + 2$, and $L_3(x) = -x^3 + 9x^2 - 18x + 6$ are derived in Exercise 11 of Section 8.2. As shown in Exercise 6, these polynomials are useful in approximating integrals of the form

$$\int_0^\infty e^{-x} f(x) \, dx = 0.$$

- a. Derive the quadrature formula using $n = 2$ and the zeros of $L_2(x)$.
 - b. Derive the quadrature formula using $n = 3$ and the zeros of $L_3(x)$.
8. Use the quadrature formulas derived in Exercise 7 to approximate the integral

$$\int_0^{\infty} \sqrt{x} e^{-x} dx.$$

9. Use the quadrature formulas derived in Exercise 7 to approximate the integral

$$\int_{-\infty}^{\infty} \frac{1}{1+x^2} dx.$$

4.10 Survey of Methods and Software

In this chapter we considered approximating integrals of functions of one, two, or three variables and approximating the derivatives of a function of a single real variable.

The Midpoint rule, Trapezoidal rule, and Simpson's rule were studied to introduce the techniques and error analysis of quadrature methods. Composite Simpson's rule is easy to use and produces accurate approximations unless the function oscillates in a subinterval of the interval of integration. Adaptive quadrature can be used if the function is suspected of oscillatory behavior. To minimize the number of nodes while maintaining accuracy, we studied Gaussian quadrature. Romberg integration was introduced to take advantage of the easily applied Composite Trapezoidal rule and extrapolation.

Most software for integrating a function of a single real variable is based on the adaptive approach or extremely accurate Gaussian formulas. Cautious Romberg integration is an adaptive technique that includes a check to make sure that the integrand is smoothly behaved over subintervals of the integral of integration. This method has been successfully used in software libraries. Multiple integrals are generally approximated by extending good adaptive methods to higher dimensions. Gaussian-type quadrature is also recommended to decrease the number of function evaluations.

The main routines in both the IMSL and NAG Libraries are based on *QUADPACK: A Subroutine Package for Automatic Integration* by R. Piessens, E. de Doncker-Kapenga, C. W. Uberhuber, and D. K. Kahaner published by Springer-Verlag in 1983 [PDUK]. The routines are also available as public domain software, at <http://www.netlib.org/quadpack>.

The IMSL Library contains the function QDAG, which is an adaptive integration scheme based on the 21-point Gaussian-Kronrod rule using the 10-point Gaussian rule for error estimation. The Gaussian rule uses the ten points x_1, \dots, x_{10} and weights w_1, \dots, w_{10} to give the quadrature formula $\sum_{i=1}^{10} w_i f(x_i)$ to approximate $\int_a^b f(x) dx$. The additional points x_{11}, \dots, x_{21} , and the new weights v_1, \dots, v_{21} , are then used in the Kronrod formula $\sum_{i=1}^{21} v_i f(x_i)$. The results of the two formulas are compared to eliminate error. The advantage in using x_1, \dots, x_{10} in each formula is that f needs to be evaluated only at 21 points. If independent 10- and 21-point Gaussian rules were used, 31 function evaluations would be needed. This procedure permits endpoint singularities in the integrand.

Other IMSL subroutines are QDAGS, which allows for end point singularities; QDAGP, which allows user-specified singularities; QDAGI, which allows infinite intervals of integration; and QDNG, which is a nonadaptive procedure for smooth functions. The subroutine TWODQ uses the Gauss-Kronrod rules to integrate a function of two variables. There is also a subroutine QAND to use Gaussian quadrature to integrate a function of n variables over n intervals of the form $[a_i, b_i]$.

The NAG Library includes the subroutine D01AJF to compute the integral of f over the interval $[a, b]$ using an adaptive method based on Gaussian Quadrature using Gauss 10-point and Kronrod 21-point rules. The subroutine D01AHF is used to approximate $\int_a^b f(x) dx$ using a family of Gaussian-type formulas based on 1, 3, 5, 7, 15, 31, 63, 127, and 255 nodes. These interlacing high-precision rules are due to Patterson [Pat] and are used in an adaptive manner. The subroutine D01GBF is for multiple integrals and D01GAF approximates an integral given only data points instead of the function. NAG includes many other subroutines for approximating integrals.

The Maple function call

```
>int(f, x=a..b);
```

computes the definite integral $\int_a^b f(x) dx$. The numerical method applies singularity handling routines and then uses Clenshaw-Curtis quadrature, which is described in [CC]. If this fails, due to singularities in or near the interval, then an adaptive double-exponential quadrature method is applied. The adaptive Newton-Cotes formula can be applied by specifying the option `_NCrule` in the Maple function call

```
>int(f, x=a..b, digits, _NCrule);
```

The method attempts to achieve a relative error tolerance $0.5 \times 10^{(1-\text{Digits})}$, where `Digits` is a variable in Maple that specifies the number of digits of rounding Maple uses for numerical calculation. The default value for `Digits` is 10, but it can be changed to any positive integer n by the command `Digits:=n`; The MATLAB command QUAD approximates the definite integral $\int_a^b f(x) dx$ using an adaptive Simpson's rule, and QUAD8 approximates the definite integral using an adaptive eight-panel Newton-Cotes rule.

Although numerical differentiation is unstable, derivative approximation formulas are needed for solving differential equations. The NAG Library includes the subroutine D04AAF for the numerical differentiation of a function of one real variable with differentiation to the fourteenth derivative being possible. The IMSL function DERIV uses an adaptive change in step size for finite differences to approximate the first, second, or third, derivative of f at x to within a given tolerance. IMSL also includes the subroutine QDDER to compute the derivatives of a function defined on a set of points using quadratic interpolation. Both packages allow the differentiation and integration of interpolatory cubic splines constructed by the subroutines mentioned in Section 3.4.

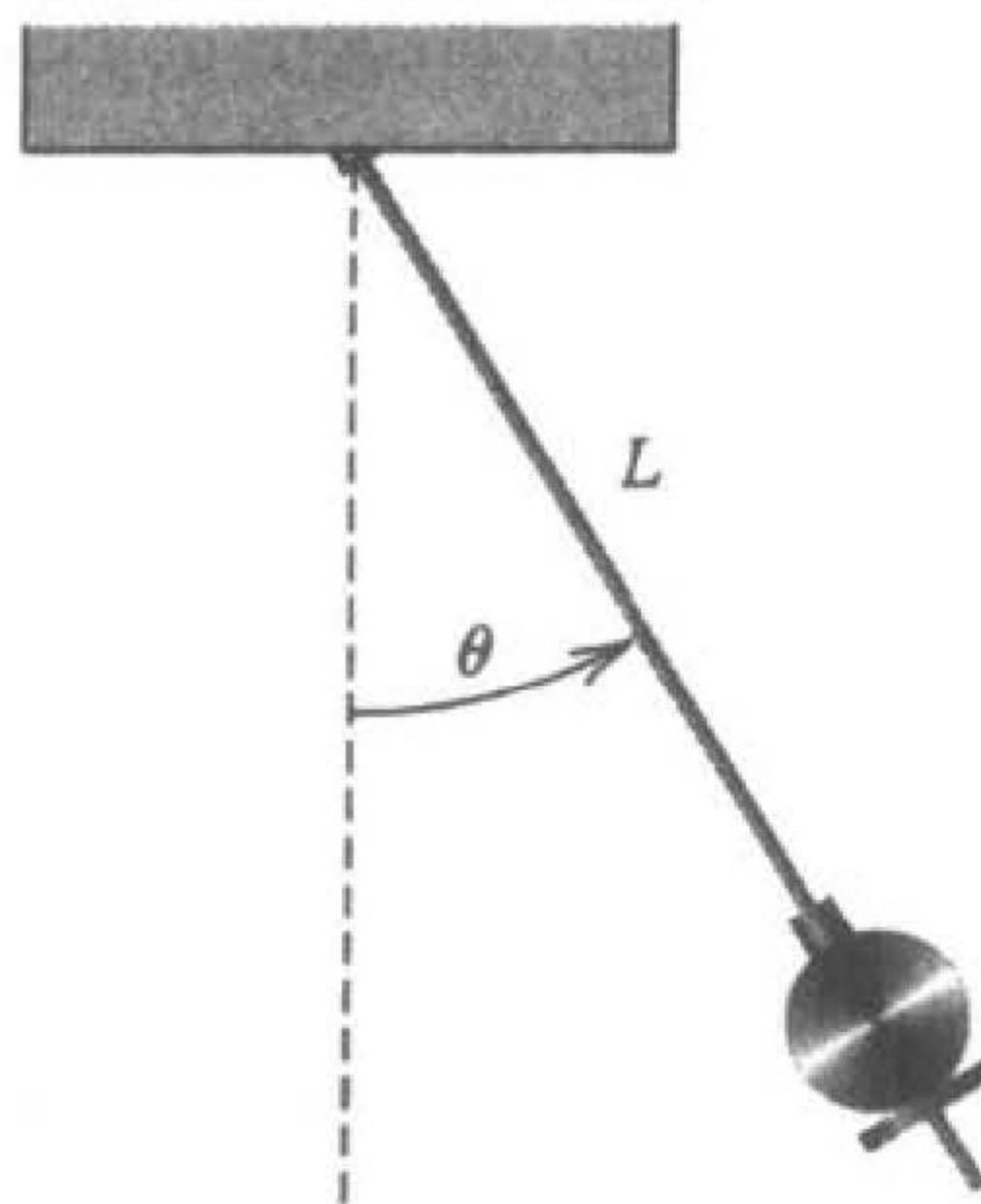
For further reading on numerical integration we recommend the books by Engels [E] and by Davis and Rabinowitz [DR]. For more information on Gaussian quadrature see Stroud and Secrest [StS]. Books on multiple integrals include those by Stroud [Stro] and the recent book by Sloan and Joe [SJ].

Initial-Value Problems for Ordinary Differential Equations

. . .

The motion of a swinging pendulum under certain simplifying assumptions is described by the second-order differential equation

$$\frac{d^2\theta}{dt^2} + \frac{g}{L} \sin \theta = 0,$$



where L is the length of the pendulum, $g \approx 32.17 \text{ ft/s}^2$ is the gravitational constant of the earth, and θ is the angle the pendulum makes with the vertical. If, in addition, we specify the position of the pendulum when the motion begins, $\theta(t_0) = \theta_0$, and its velocity at that point, $\theta'(t_0) = \theta'_0$, we have what is called an *initial-value problem*.

For small values of θ , the approximation $\theta \approx \sin \theta$ can be used to simplify this problem to the linear initial-value problem

$$\frac{d^2\theta}{dt^2} + \frac{g}{L}\theta = 0, \quad \theta(t_0) = \theta_0, \quad \theta'(t_0) = \theta'_0.$$

This problem can be solved by a standard differential-equation technique. For larger values of θ , approximation methods must be used. A problem of this type is considered in Exercise 6 of Section 5.9.

Any textbook on ordinary differential equations details a number of methods for explicitly finding solutions to first-order initial-value problems. In practice, however, few of the problems originating from the study of physical phenomena can be solved exactly.

The first part of this chapter is concerned with approximating the solution $y(t)$ to a problem of the form

$$\frac{dy}{dt} = f(t, y), \quad \text{for } a \leq t \leq b,$$

subject to an initial condition

$$y(a) = \alpha.$$

Later in the chapter we deal with the extension of these methods to a system of first-order differential equations in the form

$$\begin{aligned} \frac{dy_1}{dt} &= f_1(t, y_1, y_2, \dots, y_n), \\ \frac{dy_2}{dt} &= f_2(t, y_1, y_2, \dots, y_n), \\ &\vdots \\ \frac{dy_n}{dt} &= f_n(t, y_1, y_2, \dots, y_n), \end{aligned}$$

for $a \leq t \leq b$, subject to the initial conditions

$$y_1(a) = \alpha_1, \quad y_2(a) = \alpha_2, \quad \dots, \quad y_n(a) = \alpha_n.$$

We also examine the relationship of a system of this type to the general n th-order initial-value problem of the form

$$y^{(n)} = f(t, y, y', y'', \dots, y^{(n-1)}),$$

for $a \leq t \leq b$, subject to the initial conditions

$$y(a) = \alpha_1, \quad y'(a) = \alpha_2, \quad \dots, \quad y^{(n-1)}(a) = \alpha_n.$$

5.1 The Elementary Theory of Initial-Value Problems

Differential equations are used to model problems in science and engineering that involve the change of some variable with respect to another. Most of these problems require the solution to an *initial-value problem*, that is, the solution to a differential equation that satisfies a given initial condition.

In most real-life situations, the differential equation that models the problem is too complicated to solve exactly, and one of two approaches is taken to approximate the solution. The first approach is to simplify the differential equation to one that can be solved exactly and then use the solution of the simplified equation to approximate the solution to the original equation. The other approach, which we will examine in this chapter, uses methods for approximating the solution of the original problem. This is the approach that is most commonly taken since the approximation methods give more accurate results and realistic error information.

The methods that we consider in this chapter do not produce a continuous approximation to the solution of the initial-value problem. Rather, approximations are found at certain specified, and often equally spaced, points. Some method of interpolation, commonly Hermite, is used if intermediate values are needed.

We need some definitions and results from the theory of ordinary differential equations before considering methods for approximating the solutions to initial-value problems. Initial-value problems obtained by observing physical phenomena generally only approximate the true situation, so we need to know whether small changes in the statement of the problem introduce correspondingly small changes in the solution. This is also important because of the introduction of roundoff error when numerical methods are used.

Definition 5.1 A function $f(t, y)$ is said to satisfy a **Lipschitz condition** in the variable y on a set $D \subset \mathbb{R}^2$ if a constant $L > 0$ exists with

$$|f(t, y_1) - f(t, y_2)| \leq L|y_1 - y_2|,$$

whenever $(t, y_1), (t, y_2) \in D$. The constant L is called a **Lipschitz constant** for f . ■

EXAMPLE 1 If $D = \{(t, y) \mid 1 \leq t \leq 2, -3 \leq y \leq 4\}$ and $f(t, y) = t|y|$, then for each pair of points (t, y_1) and (t, y_2) in D , we have

$$|f(t, y_1) - f(t, y_2)| = |t|y_1| - t|y_2|| = |t| ||y_1| - |y_2|| \leq 2|y_1 - y_2|.$$

Thus, f satisfies a Lipschitz condition on D in the variable y with Lipschitz constant 2. The smallest value possible for the Lipschitz constant for this problem is $L = 2$, since, for example,

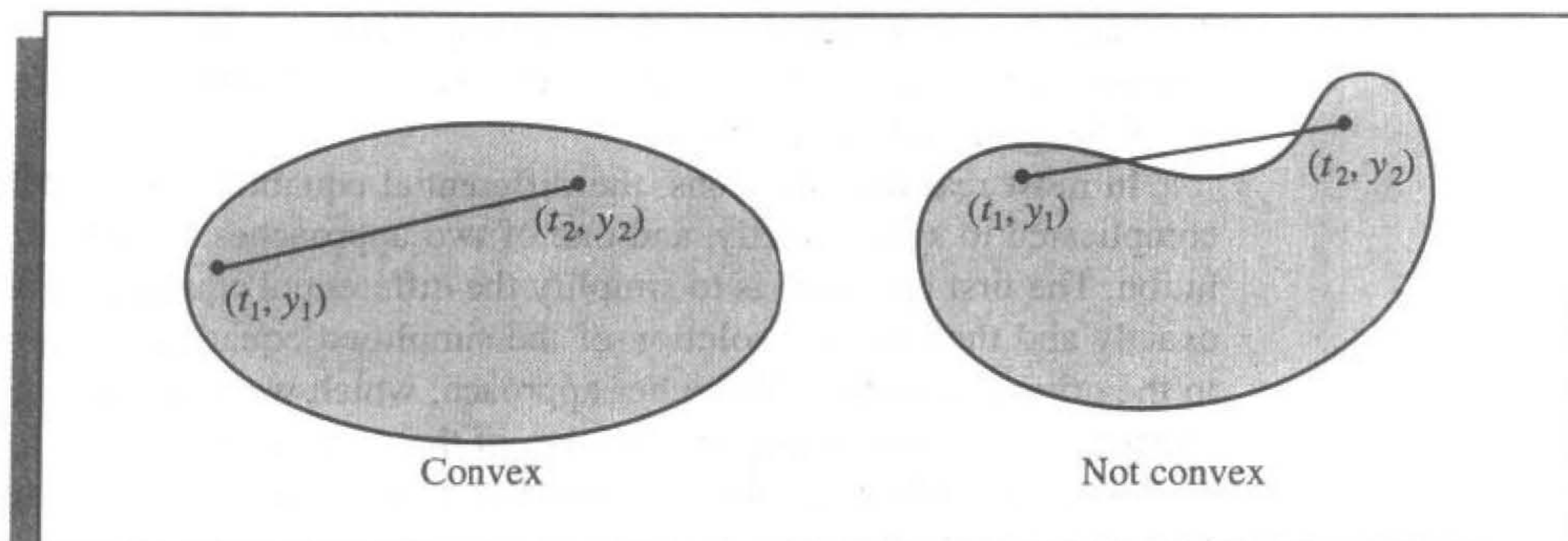
$$|f(2, 1) - f(2, 0)| = |2 - 0| = 2|1 - 0|. \quad \blacksquare$$

Definition 5.2 A set $D \subset \mathbb{R}^2$ is said to be **convex** if whenever (t_1, y_1) and (t_2, y_2) belong to D and λ is in $[0, 1]$, the point $((1 - \lambda)t_1 + \lambda t_2, (1 - \lambda)y_1 + \lambda y_2)$ also belongs to D . ■

In geometric terms, Definition 5.2 states that a set is convex provided that whenever two points belong to the set, the entire straight-line segment between the points also belongs to the set. (See Figure 5.1.) The sets we consider in this chapter are generally of the

form $D = \{(t, y) \mid a \leq t \leq b, -\infty < y < \infty\}$ for some constants a and b . It is easy to verify (see Exercise 5) that these sets are convex.

Figure 5.1

**Theorem 5.3**

Suppose $f(t, y)$ is defined on a convex set $D \subset \mathbb{R}^2$. If a constant $L > 0$ exists with

$$\left| \frac{\partial f}{\partial y}(t, y) \right| \leq L, \quad \text{for all } (t, y) \in D, \quad (5.1)$$

then f satisfies a Lipschitz condition on D in the variable y with Lipschitz constant L . ■

The proof of Theorem 5.3 is discussed in Exercise 4; it is similar to the proof of the corresponding result for functions of one variable discussed in Exercise 25 of Section 1.1.

As the next theorem will show, it is often of significant interest to determine whether the function involved in an initial-value problem satisfies a Lipschitz condition in its second variable, and condition (5.1) is generally easier to apply than the definition. We should note, however, that Theorem 5.3 gives only sufficient conditions for a Lipschitz condition to hold. The function in Example 1, for instance, satisfies a Lipschitz condition, but the partial derivative with respect to y does not exist when $y = 0$.

The following theorem is a version of the fundamental existence and uniqueness theorem for first-order ordinary differential equations. Although the theorem can be proved with the hypothesis reduced somewhat, this form of the theorem is sufficient for our purposes. (The proof of the theorem, in approximately this form, can be found in [BiR, pp. 142–155].)

Theorem 5.4

Suppose that $D = \{(t, y) \mid a \leq t \leq b, -\infty < y < \infty\}$ and that $f(t, y)$ is continuous on D . If f satisfies a Lipschitz condition on D in the variable y , then the initial-value problem

$$y'(t) = f(t, y), \quad a \leq t \leq b, \quad y(a) = \alpha,$$

has a unique solution $y(t)$ for $a \leq t \leq b$. ■

EXAMPLE 2

Consider the initial-value problem

$$y' = 1 + t \sin(ty), \quad 0 \leq t \leq 2, \quad y(0) = 0.$$

Holding t constant and applying the Mean Value Theorem to the function

$$f(t, y) = 1 + t \sin(ty),$$

we find that when $y_1 < y_2$, a number ξ in (y_1, y_2) exists with

$$\frac{f(t, y_2) - f(t, y_1)}{y_2 - y_1} = \frac{\partial}{\partial y} f(t, \xi) = t^2 \cos(\xi t).$$

Thus,

$$|f(t, y_2) - f(t, y_1)| = |y_2 - y_1| |t^2 \cos(\xi t)| \leq 4|y_2 - y_1|,$$

and f satisfies a Lipschitz condition in the variable y with Lipschitz constant $L = 4$. Since, additionally, $f(t, y)$ is continuous when $0 \leq t \leq 2$ and $-\infty < y < \infty$, Theorem 5.4 implies that a unique solution exists to this initial-value problem.

If you have completed a course in differential equations you might try to find the exact solution to this problem. ■

Now that we have, to some extent, taken care of the question of when initial-value problems have unique solutions, we can move to the other question posed earlier in the section:

How do we determine whether a particular problem has the property that small changes, or perturbations, in the statement of the problem introduce correspondingly small changes in the solution?

As usual, we first need to give a workable definition to express this concept.

Definition 5.5 The initial-value problem

$$\frac{dy}{dt} = f(t, y), \quad a \leq t \leq b, \quad y(a) = \alpha, \quad (5.2)$$

is said to be a **well-posed problem** if:

1. A unique solution, $y(t)$, to the problem exists;
2. For any $\varepsilon > 0$, there exists a positive constant $k(\varepsilon)$, such that whenever $|\varepsilon_0| < \varepsilon$ and $\delta(t)$ is continuous with $|\delta(t)| < \varepsilon$ on $[a, b]$, a unique solution, $z(t)$, to

$$\frac{dz}{dt} = f(t, z) + \delta(t), \quad a \leq t \leq b, \quad z(a) = \alpha + \varepsilon_0, \quad (5.3)$$

exists with

$$|z(t) - y(t)| < k(\varepsilon)\varepsilon, \quad \text{for all } a \leq t \leq b. \quad \blacksquare$$

The problem specified by Eq. (5.3) is called a **perturbed problem** associated with the original problem (5.2). It assumes the possibility of an error $\delta(t)$ being introduced in the statement of the differential equation, as well as an error ε_0 being present in the initial condition.

Numerical methods will always be concerned with solving a perturbed problem since any roundoff error introduced in the representation perturbs the original problem. Unless the original problem is well-posed, there is little reason to expect that the numerical solution to a perturbed problem will accurately approximate the solution to the original problem.

The following theorem specifies conditions that ensure that an initial-value problem is well-posed. The proof of this theorem can be found in [BiR, pp. 142–147].

Theorem 5.6

Suppose $D = \{(t, y) \mid a \leq t \leq b \text{ and } -\infty < y < \infty\}$. If f is continuous and satisfies a Lipschitz condition in the variable y on the set D , then the initial-value problem

$$\frac{dy}{dt} = f(t, y), \quad a \leq t \leq b, \quad y(a) = \alpha$$

is well-posed. ■

EXAMPLE 3

Let $D = \{(t, y) \mid 0 \leq t \leq 1, -\infty < y < \infty\}$, and consider the initial-value problem

$$\frac{dy}{dt} = y - t^2 + 1, \quad 0 \leq t \leq 2, \quad y(0) = 0.5. \quad (5.4)$$

Since

$$\left| \frac{\partial(y - t^2 + 1)}{\partial y} \right| = |1| = 1,$$

Theorem 5.3 implies that $f(t, y) = y - t^2 + 1$ satisfies a Lipschitz condition in y on D with Lipschitz constant 1. Since f is continuous on D , Theorem 5.6 implies that the problem is well-posed.

To verify this directly, consider the perturbed problem

$$\frac{dz}{dt} = z - t^2 + 1 + \delta, \quad 0 \leq t \leq 2, \quad z(0) = 0.5 + \varepsilon_0, \quad (5.5)$$

where δ and ε_0 are constants. The solutions to Eqs. (5.4) and (5.5) are

$$y(t) = (t + 1)^2 - 0.5e^t \quad \text{and} \quad z(t) = (t + 1)^2 + (\delta + \varepsilon_0 - 0.5)e^t - \delta,$$

respectively. If $|\delta| < \varepsilon$ and $|\varepsilon_0| < \varepsilon$, then

$$|y(t) - z(t)| = |(\delta + \varepsilon_0)e^t - \delta| \leq |\delta + \varepsilon_0|e^2 + |\delta| \leq (2e^2 + 1)\varepsilon,$$

for all t . Thus, the problem (5.4) is well-posed with $k(\varepsilon) = 2e^2 + 1$ for all $\varepsilon > 0$. ■

Maple can be used to solve many initial-value problems. Consider the problem

$$\frac{dy}{dt} = y - t^2 + 1, \quad 0 \leq t \leq 2, \quad y(0) = 0.5.$$

To define the differential equation, enter

```
>deq:=D(y)(t)=y(t)-t*t+1;
```

and the initial condition

```
>init:=y(0)=0.5;
```

The names `deq` and `init` are chosen by the user. The command to solve the initial-value problems is

```
>deqsol:=dsolve({deq,init},y(t));
```

The response is

$$\text{deqsol} := y(t) = 1 + t^2 + 2t - \frac{1}{2}e^t$$

To use the solution to obtain $y(1.5)$, we enter

```
>q:=rhs(deqsol); evalf(subs(t=1.5,q));
```

with the result 4.009155465.

The function `rhs` is used to assign the solution of the initial-value problem to the function q , which we then evaluate at $t = 1.5$. The function `dsolve` can fail if an explicit solution to the initial-value problem cannot be found. For example, the command

```
>deqsol2:=dsolve({D(y)(t)=1+t*sin(t*y(t)),y(0)=0},y(t));
```

does not succeed because an explicit solution cannot be found. In this case a numerical method must be used.

EXERCISE SET 5.1

1. Use Theorem 5.4 to show that each of the following initial-value problems has a unique solution, and find the solution.
 - a. $y' = y \cos t, \quad 0 \leq t \leq 1, \quad y(0) = 1.$
 - b. $y' = \frac{2}{t}y + t^2 e^t, \quad 1 \leq t \leq 2, \quad y(1) = 0.$
 - c. $y' = -\frac{2}{t}y + t^2 e^t, \quad 1 \leq t \leq 2, \quad y(1) = \sqrt{2}e.$
 - d. $y' = \frac{4t^3 y}{1+t^4}, \quad 0 \leq t \leq 1, \quad y(0) = 1.$
2. For each choice of $f(t, y)$ given in parts (a)–(d):
 - i. Does f satisfy a Lipschitz condition on $D = \{(t, y) \mid 0 \leq t \leq 1, -\infty < y < \infty\}$?
 - ii. Can Theorem 5.6 be used to show that the initial-value problem

$$y' = f(t, y), \quad 0 \leq t \leq 1, \quad y(0) = 1,$$

is well-posed?

- | | |
|--------------------------|-----------------------------------|
| a. $f(t, y) = t^2 y + 1$ | b. $f(t, y) = ty$ |
| c. $f(t, y) = 1 - y$ | d. $f(t, y) = -ty + \frac{4t}{y}$ |

3. For the following initial-value problems, show that the given equation implicitly defines a solution. Approximate $y(2)$ using Newton's method.
- a. $y' = -\frac{y^3 + y}{(3y^2 + 1)t}$, $1 \leq t \leq 2$, $y(1) = 1$; $y^3t + yt = 2$
- b. $y' = -\frac{y \cos t + 2te^y}{\sin t + t^2e^y + 2}$, $1 \leq t \leq 2$, $y(1) = 0$; $y \sin t + t^2e^y + 2y = 1$
4. Prove Theorem 5.3 by applying the Mean Value Theorem to $f(t, y)$, holding t fixed.
5. Show that, for any constants a and b , the set $D = \{(t, y) \mid a \leq t \leq b, -\infty < y < \infty\}$ is convex.
6. Suppose the perturbation $\delta(t)$ is proportional to t , that is, $\delta(t) = \delta t$ for some constant δ . Show directly that the following initial-value problems are well-posed.
- a. $y' = 1 - y$, $0 \leq t \leq 2$, $y(0) = 0$
- b. $y' = t + y$, $0 \leq t \leq 2$, $y(0) = -1$
- c. $y' = \frac{2}{t}y + t^2e^t$, $1 \leq t \leq 2$, $y(1) = 0$
- d. $y' = -\frac{2}{t}y + t^2e^t$, $1 \leq t \leq 2$, $y(1) = \sqrt{2}e$
7. *Picard's method* for solving the initial-value problem

$$y' = f(t, y), \quad a \leq t \leq b, \quad y(a) = \alpha,$$

is described as follows: Let $y_0(t) = \alpha$ for each t in $[a, b]$. Define a sequence $\{y_k(t)\}$ of functions by

$$y_k(t) = \alpha + \int_a^t f(\tau, y_{k-1}(\tau)) d\tau, \quad k = 1, 2, \dots$$

- a. Integrate $y' = f(t, y(t))$, and use the initial condition to derive Picard's method.
- b. Generate $y_0(t)$, $y_1(t)$, $y_2(t)$, and $y_3(t)$ for the initial-value problem

$$y' = -y + t + 1, \quad 0 \leq t \leq 1, \quad y(0) = 1.$$

- c. Compare the result in part (b) to the Maclaurin series of the actual solution $y(t) = t + e^{-t}$.

5.2 Euler's Method

Although Euler's method is seldom used in practice, the simplicity of its derivation can be used to illustrate the techniques involved in the construction of some of the more advanced techniques, without the cumbersome algebra that accompanies these constructions.

The object of the method is to obtain an approximation to the well-posed initial-value problem

$$\frac{dy}{dt} = f(t, y), \quad a \leq t \leq b, \quad y(a) = \alpha. \quad (5.6)$$

In actuality, a continuous approximation to the solution $y(t)$ will not be obtained; instead, approximations to y will be generated at various values, called **mesh points**, in the interval $[a, b]$. Once the approximate solution is obtained at the points, the approximate solution at other points in the interval are found by interpolation.

We first make the stipulation that the mesh points are equally distributed throughout the interval $[a, b]$. This condition is ensured by choosing a positive integer N and selecting the mesh points

$$t_i = a + ih, \quad \text{for each } i = 0, 1, 2, \dots, N.$$

The common distance between the points $h = (b - a)/N$ is called the **step size**.

We will use Taylor's Theorem to derive Euler's method. Suppose that $y(t)$, the unique solution to (5.6), has two continuous derivatives on $[a, b]$, so that for each $i = 0, 1, 2, \dots, N - 1$,

$$y(t_{i+1}) = y(t_i) + (t_{i+1} - t_i)y'(t_i) + \frac{(t_{i+1} - t_i)^2}{2}y''(\xi_i),$$

for some number ξ_i in (t_i, t_{i+1}) . Since $h = t_{i+1} - t_i$, we have

$$y(t_{i+1}) = y(t_i) + hy'(t_i) + \frac{h^2}{2}y''(\xi_i),$$

and, since $y(t)$ satisfies the differential equation (5.6),

$$y(t_{i+1}) = y(t_i) + hf(t_i, y(t_i)) + \frac{h^2}{2}y''(\xi_i). \quad (5.7)$$

Euler's method constructs $w_i \approx y(t_i)$, for each $i = 1, 2, \dots, N$, by deleting the remainder term. Thus, Euler's method is

$$\begin{aligned} w_0 &= \alpha, \\ w_{i+1} &= w_i + hf(t_i, w_i), \quad \text{for each } i = 0, 1, \dots, N - 1. \end{aligned} \quad (5.8)$$

Equation (5.8) is called the **difference equation** associated with Euler's method. As we will see later in this chapter, the theory and solution of difference equations parallel, in many ways, the theory and solution of differential equations. Algorithm 5.1 implements Euler's method.

ALGORITHM

5.1

Euler's

To approximate the solution of the initial-value problem

$$y' = f(t, y), \quad a \leq t \leq b, \quad y(a) = \alpha,$$

at $(N + 1)$ equally spaced numbers in the interval $[a, b]$:

INPUT endpoints a, b ; integer N ; initial condition α .

OUTPUT approximation w to y at the $(N + 1)$ values of t .

- Step 1** Set $h = (b - a)/N$;
 $t = a$;
 $w = \alpha$;
 OUTPUT (t, w) .
- Step 2** For $i = 1, 2, \dots, N$ do Steps 3, 4.
- Step 3** Set $w = w + hf(t, w)$; (Compute w_i .)
 $t = a + ih$. (Compute t_i .)
- Step 4** OUTPUT (t, w) .
- Step 5** STOP. ■

To interpret Euler's method geometrically, note that when w_i is a close approximation to $y(t_i)$, the assumption that the problem is well-posed implies that

$$f(t_i, w_i) \approx y'(t_i) = f(t_i, y(t_i)).$$

The graph of the function highlighting $y(t_i)$ is shown in Figure 5.2(a). One step in Euler's method appears in Figure 5.2(b), and a series of steps appears in Figure 5.3.

EXAMPLE 1 Suppose Euler's method is used to approximate the solution to the initial-value problem

$$y' = y - t^2 + 1, \quad 0 \leq t \leq 2, \quad y(0) = 0.5,$$

with $N = 10$. Then $h = 0.2$, $t_i = 0.2i$, $w_0 = 0.5$, and

$$w_{i+1} = w_i + h(w_i - t_i^2 + 1) = w_i + 0.2[w_i - 0.04i^2 + 1] = 1.2w_i - 0.008i^2 + 0.2,$$

for $i = 0, 1, \dots, 9$. The exact solution is $y(t) = (t + 1)^2 - 0.5e^t$. Table 5.1 shows the comparison between the approximate values at t_i and the actual values. ■

Figure 5.2

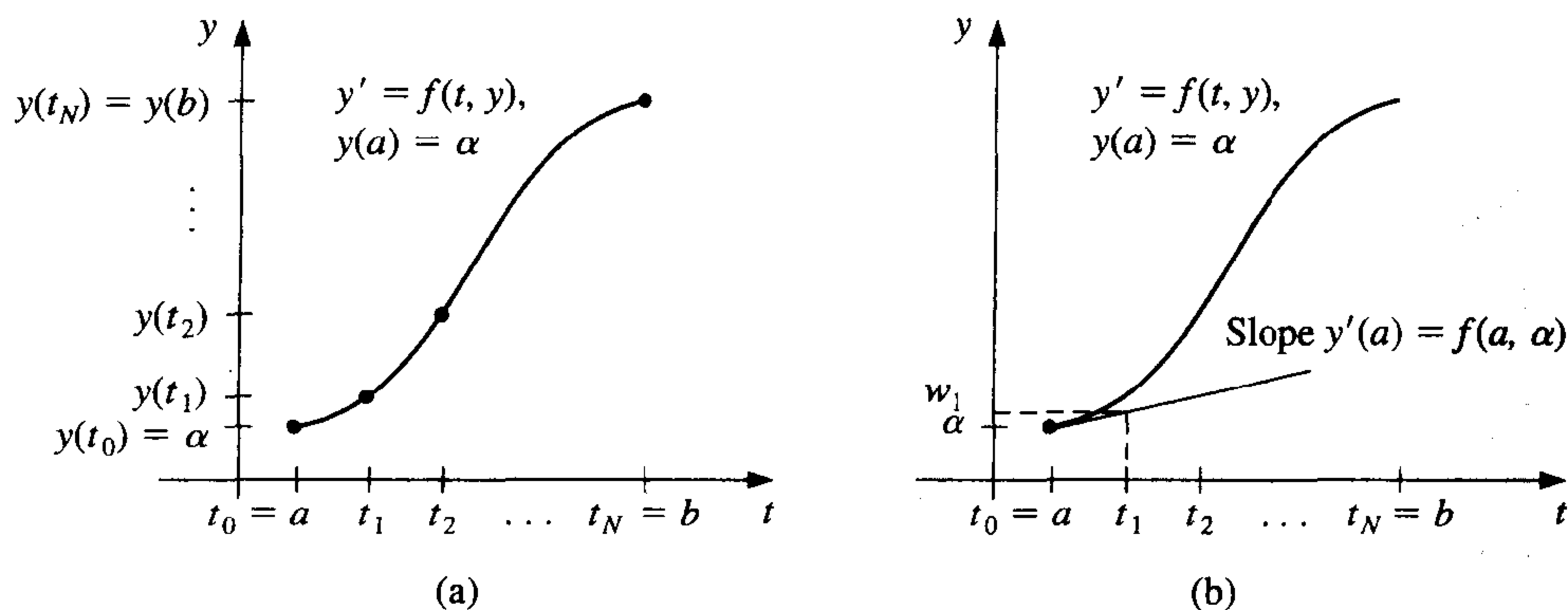


Figure 5.3

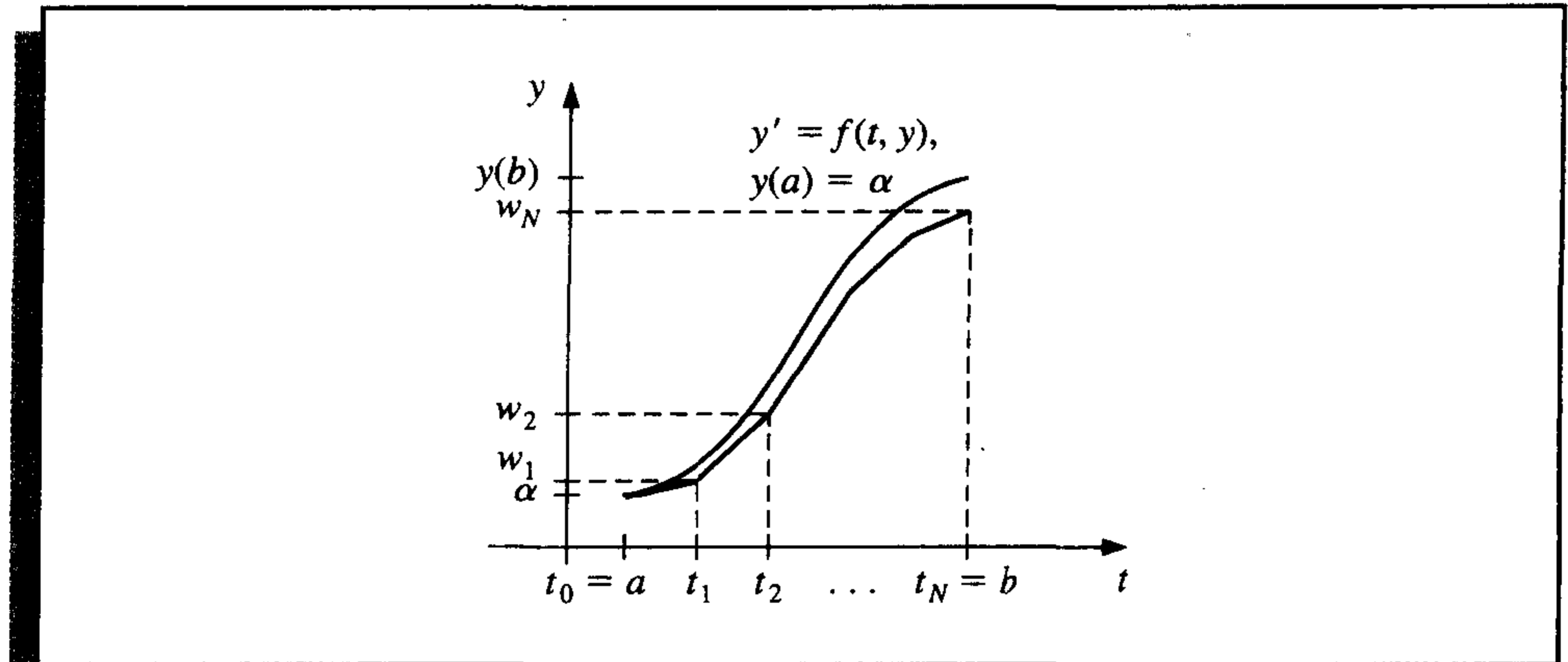


Table 5.1

t_i	w_i	$y_i = y(t_i)$	$ y_i - w_i $
0.0	0.5000000	0.5000000	0.0000000
0.2	0.8000000	0.8292986	0.0292986
0.4	1.1520000	1.2140877	0.0620877
0.6	1.5504000	1.6489406	0.0985406
0.8	1.9884800	2.1272295	0.1387495
1.0	2.4581760	2.6408591	0.1826831
1.2	2.9498112	3.1799415	0.2301303
1.4	3.4517734	3.7324000	0.2806266
1.6	3.9501281	4.2834838	0.3333557
1.8	4.4281538	4.8151763	0.3870225
2.0	4.8657845	5.3054720	0.4396874

Note that the error grows slightly as the value of t increases. This controlled error growth is a consequence of the stability of Euler's method, which implies that the error is expected to grow in no worse than a linear manner.

Although Euler's method is not accurate enough to warrant its use in practice, it is sufficiently elementary to analyze the error that is produced from its application. The error analysis for the more accurate methods that we consider in subsequent sections follows the same pattern but is more complicated.

To derive an error bound for Euler's method, we need two computational lemmas.

Lemma 5.7

For all $x \geq -1$ and any positive m , we have $0 \leq (1+x)^m \leq e^{mx}$. ■

Proof Applying Taylor's Theorem with $f(x) = e^x$, $x_0 = 0$, and $n = 1$ gives

$$e^x = 1 + x + \frac{1}{2}x^2e^{\xi},$$

where ξ is between x and zero. Thus,

$$0 \leq 1 + x \leq 1 + x + \frac{1}{2}x^2 e^\xi = e^x,$$

and, since $1 + x \geq 0$,

$$0 \leq (1 + x)^m \leq (e^x)^m = e^{mx}. \quad \blacksquare \blacksquare \blacksquare$$

Lemma 5.8

If s and t are positive real numbers, $\{a_i\}_{i=0}^k$ is a sequence satisfying $a_0 \geq -t/s$, and

$$a_{i+1} \leq (1 + s)a_i + t, \quad \text{for each } i = 0, 1, 2, \dots, k, \quad (5.9)$$

then

$$a_{i+1} \leq e^{(i+1)s} \left(a_0 + \frac{t}{s} \right) - \frac{t}{s}. \quad \blacksquare$$

Proof For a fixed integer i , Inequality (5.9) implies that

$$\begin{aligned} a_{i+1} &\leq (1 + s)a_i + t \\ &\leq (1 + s)[(1 + s)a_{i-1} + t] + t \\ &\leq (1 + s)[(1 + s)[(1 + s)a_{i-2} + t] + t \\ &\vdots \\ &\leq (1 + s)^{i+1}a_0 + [1 + (1 + s) + (1 + s)^2 + \cdots + (1 + s)^i]t. \end{aligned}$$

But

$$1 + (1 + s) + (1 + s)^2 + \cdots + (1 + s)^i = \sum_{j=0}^i (1 + s)^j$$

is a geometric series with ratio $(1 + s)$ that sums to

$$\frac{1 - (1 + s)^{i+1}}{1 - (1 + s)} = \frac{1}{s}[(1 + s)^{i+1} - 1].$$

Thus,

$$a_{i+1} \leq (1 + s)^{i+1}a_0 + \frac{(1 + s)^{i+1} - 1}{s}t = (1 + s)^{i+1} \left(a_0 + \frac{t}{s} \right) - \frac{t}{s},$$

and using Lemma 5.7 with $x = 1 + s$ gives

$$a_{i+1} \leq e^{(i+1)s} \left(a_0 + \frac{t}{s} \right) - \frac{t}{s}. \quad \blacksquare \blacksquare \blacksquare$$

Theorem 5.9

Suppose f is continuous and satisfies a Lipschitz condition with constant L on

$$D = \{ (t, y) \mid a \leq t \leq b, -\infty < y < \infty \}$$

and that a constant M exists with

$$|y''(t)| \leq M, \quad \text{for all } t \in [a, b].$$

Let $y(t)$ denote the unique solution to the initial-value problem

$$y' = f(t, y), \quad a \leq t \leq b, \quad y(a) = \alpha,$$

and w_0, w_1, \dots, w_N be the approximations generated by Euler's method for some positive integer N . Then, for each $i = 0, 1, 2, \dots, N$,

$$|y(t_i) - w_i| \leq \frac{hM}{2L} [e^{L(t_i-a)} - 1]. \quad (5.10)$$

Proof When $i = 0$ the result is clearly true, since $y(t_0) = w_0 = \alpha$.

From Eq. (5.7), we have for $i = 0, 1, \dots, N-1$,

$$y(t_{i+1}) = y(t_i) + hf(t_i, y(t_i)) + \frac{h^2}{2}y''(\xi_i),$$

and from the equations in (5.8),

$$w_{i+1} = w_i + hf(t_i, w_i).$$

Consequently, using the notation $y_i = y(t_i)$ and $y_{i+1} = y(t_{i+1})$, we have

$$y_{i+1} - w_{i+1} = y_i - w_i + h[f(t_i, y_i) - f(t_i, w_i)] + \frac{h^2}{2}y''(\xi_i)$$

and

$$|y_{i+1} - w_{i+1}| \leq |y_i - w_i| + h|f(t_i, y_i) - f(t_i, w_i)| + \frac{h^2}{2}|y''(\xi_i)|.$$

Since f satisfies a Lipschitz condition in the second variable with constant L and $|y''(t)| \leq M$, we have

$$|y_{i+1} - w_{i+1}| \leq (1 + hL)|y_i - w_i| + \frac{h^2M}{2}.$$

Referring to Lemma 5.8 and letting $s = hL$, $t = h^2M/2$, and $a_j = |y_j - w_j|$, for each $j = 0, 1, \dots, N$, we see that

$$|y_{i+1} - w_{i+1}| \leq e^{(i+1)hL} \left(|y_0 - w_0| + \frac{h^2M}{2hL} \right) - \frac{h^2M}{2hL}.$$

Since $|y_0 - w_0| = 0$ and $(i+1)h = t_{i+1} - t_0 = t_{i+1} - a$, we have

$$|y_{i+1} - w_{i+1}| \leq \frac{hM}{2L} (e^{(t_{i+1}-a)L} - 1),$$

for each $i = 0, 1, \dots, N-1$. ■ ■ ■

The weakness of Theorem 5.9 lies in the requirement that a bound be known for the second derivative of the solution. Although this condition often prohibits us from obtaining

a realistic error bound, it should be noted that if $\partial f/\partial t$ and $\partial f/\partial y$ both exist, the chain rule for partial differentiation implies that

$$y''(t) = \frac{dy'}{dt}(t) = \frac{df}{dt}(t, y(t)) = \frac{\partial f}{\partial t}(t, y(t)) + \frac{\partial f}{\partial y}(t, y(t)) \cdot f(t, y(t)).$$

So it is at times possible to obtain an error bound for $y''(t)$ without explicitly knowing $y(t)$.

EXAMPLE 2 Returning to the initial-value problem

$$y' = y - t^2 + 1, \quad 0 \leq t \leq 2, \quad y(0) = 0.5,$$

considered in Example 1, we see that since $f(t, y) = y - t^2 + 1$, we have $\partial f(t, y)/\partial y = 1$ for all y , so $L = 1$. For this problem, the exact solution is $y(t) = (t + 1)^2 - \frac{1}{2}e^t$, so $y''(t) = 2 - 0.5e^t$ and

$$|y''(t)| \leq 0.5e^2 - 2, \quad \text{for all } t \in [0, 2].$$

Using the inequality in the error bound for Euler's method with $h = 0.2$, $L = 1$, and $M = 0.5e^2 - 2$ gives

$$|y_i - w_i| \leq 0.1(0.5e^2 - 2)(e^{t_i} - 1).$$

Table 5.2 lists the actual error found in Example 1, together with this error bound. Note that even though the true bound for the second derivative of the solution was used, the error bound is considerably larger than the actual error. ■

Table 5.2

t_i	0.2	0.4	0.6	0.8	1.0	1.2	1.4	1.6	1.8	2.0
Actual Error	0.02930	0.06209	0.09854	0.13875	0.18268	0.23013	0.28063	0.33336	0.38702	0.43969
Error Bound	0.03752	0.08334	0.13931	0.20767	0.29117	0.39315	0.51771	0.66985	0.85568	1.08264

The principal importance of the error-bound formula given in Theorem 5.9 is that the bound depends linearly on the step size h . Consequently, diminishing the step size should give correspondingly greater accuracy to the approximations.

Neglected in the result of Theorem 5.9 is the effect that roundoff error plays in the choice of step size. As h becomes smaller, more calculations are necessary and more roundoff error is expected. In actuality then, the difference-equation form

$$\begin{aligned} w_0 &= \alpha, \\ w_{i+1} &= w_i + hf(t_i, w_i), \quad \text{for each } i = 0, 1, \dots, N-1, \end{aligned}$$

is not used to calculate the approximation to the solution y_i at a mesh point t_i . We use instead an equation of the form

$$\begin{aligned} u_0 &= \alpha + \delta_0, \\ u_{i+1} &= u_i + hf(t_i, u_i) + \delta_{i+1}, \quad \text{for each } i = 0, 1, \dots, N-1, \end{aligned} \quad (5.11)$$

where δ_i denotes the roundoff error associated with u_i . Using methods similar to those in the proof of Theorem 5.9, we can produce an error bound for the finite-digit approximations to y_i given by Euler's method.

Theorem 5.10 Let $y(t)$ denote the unique solution to the initial-value problem

$$y' = f(t, y), \quad a \leq t \leq b, \quad y(a) = \alpha \quad (5.12)$$

and u_0, u_1, \dots, u_N be the approximations obtained using (5.11). If $|\delta_i| < \delta$ for each $i = 0, 1, \dots, N$ and the hypotheses of Theorem 5.9 hold for (5.12), then

$$|y(t_i) - u_i| \leq \frac{1}{L} \left(\frac{hM}{2} + \frac{\delta}{h} \right) [e^{L(t_i-a)} - 1] + |\delta_0| e^{L(t_i-a)}, \quad (5.13)$$

for each $i = 0, 1, \dots, N$. ■

The error bound (5.13) is no longer linear in h . In fact, since

$$\lim_{h \rightarrow 0} \left(\frac{hM}{2} + \frac{\delta}{h} \right) = \infty,$$

the error would be expected to become large for sufficiently small values of h . Calculus can be used to determine a lower bound for the step size h . Letting $E(h) = (hM/2) + (\delta/h)$ implies that $E'(h) = (M/2) - (\delta/h^2)$.

If $h < \sqrt{2\delta/M}$, then $E'(h) < 0$ and $E(h)$ is decreasing.

If $h > \sqrt{2\delta/M}$, then $E'(h) > 0$ and $E(h)$ is increasing.

The minimal value of $E(h)$ occurs when

$$h = \sqrt{\frac{2\delta}{M}}. \quad (5.14)$$

Decreasing h beyond this value tends to increase the total error in the approximation. Normally, however, the value of δ is sufficiently small that this lower bound for h does not affect the operation of Euler's method.

EXERCISE SET 5.2

1. Use Euler's method to approximate the solutions for each of the following initial-value problems.
 - a. $y' = te^{3t} - 2y$, $0 \leq t \leq 1$, $y(0) = 0$, with $h = 0.5$
 - b. $y' = 1 + (t - y)^2$, $2 \leq t \leq 3$, $y(2) = 1$, with $h = 0.5$
 - c. $y' = 1 + y/t$, $1 \leq t \leq 2$, $y(1) = 2$, with $h = 0.25$
 - d. $y' = \cos 2t + \sin 3t$, $0 \leq t \leq 1$, $y(0) = 1$, with $h = 0.25$
2. The actual solutions to the initial-value problems in Exercise 1 are given here. Compare the actual error at each step to the error bound.

$$\begin{array}{ll} \text{a. } y(t) = \frac{1}{5}te^{3t} - \frac{1}{25}e^{3t} + \frac{1}{25}e^{-2t} & \text{b. } y(t) = t + \frac{1}{1-t} \\ \text{c. } y(t) = t \ln t + 2t & \text{d. } y(t) = \frac{1}{2} \sin 2t - \frac{1}{3} \cos 3t + \frac{4}{3} \end{array}$$

3. Use Euler's method to approximate the solutions for each of the following initial-value problems.

$$\begin{array}{ll} \text{a. } y' = y/t - (y/t)^2, & 1 \leq t \leq 2, \quad y(1) = 1, \quad \text{with } h = 0.1 \\ \text{b. } y' = 1 + y/t + (y/t)^2, & 1 \leq t \leq 3, \quad y(1) = 0, \quad \text{with } h = 0.2 \\ \text{c. } y' = -(y+1)(y+3), & 0 \leq t \leq 2, \quad y(0) = -2, \quad \text{with } h = 0.2 \\ \text{d. } y' = -5y + 5t^2 + 2t, & 0 \leq t \leq 1, \quad y(0) = \frac{1}{3}, \quad \text{with } h = 0.1 \end{array}$$

4. The actual solutions to the initial-value problems in Exercise 3 are given here. Compute the actual error in the approximations of Exercise 3.

$$\begin{array}{ll} \text{a. } y(t) = \frac{t}{1 + \ln t} & \text{b. } y(t) = t \tan(\ln t) \\ \text{c. } y(t) = -3 + \frac{2}{1 + e^{-2t}} & \text{d. } y(t) = t^2 + \frac{1}{3}e^{-5t} \end{array}$$

5. Given the initial-value problem

$$y' = \frac{2}{t}y + t^2e^t, \quad 1 \leq t \leq 2, \quad y(1) = 0,$$

with exact solution $y(t) = t^2(e^t - e)$:

- Use Euler's method with $h = 0.1$ to approximate the solution, and compare it with the actual values of y .
- Use the answers generated in part (a) and linear interpolation to approximate the following values of y , and compare them to the actual values.
 - $y(1.04)$
 - $y(1.55)$
 - $y(1.97)$
- Compute the value of h necessary for $|y(t_i) - w_i| \leq 0.1$, using Eq. (5.10).

6. Given the initial-value problem

$$y' = \frac{1}{t^2} - \frac{y}{t} - y^2, \quad 1 \leq t \leq 2, \quad y(1) = -1,$$

with exact solution $y(t) = -1/t$:

- Use Euler's method with $h = 0.05$ to approximate the solution, and compare it with the actual values of y .
- Use the answers generated in part (a) and linear interpolation to approximate the following values of y , and compare them to the actual values.
 - $y(1.052)$
 - $y(1.555)$
 - $y(1.978)$
- Compute the value of h necessary for $|y(t_i) - w_i| \leq 0.05$ using eq. (5.10).

7. Given the initial-value problem

$$y' = -y + t + 1, \quad 0 \leq t \leq 5, \quad y(0) = 1,$$

with exact solution $y(t) = e^{-t} + t$:

- Approximate $y(5)$ using Euler's method with $h = 0.2$, $h = 0.1$, and $h = 0.05$.
- Determine the optimal value of h to use in computing $y(5)$, assuming $\delta = 10^{-6}$ and that Eq. (5.14) is valid.

8. Use the results of Exercise 3 and linear interpolation to approximate the following values of $y(t)$. Compare the approximations obtained to the actual values obtained using the functions given in Exercise 4.
- | | |
|----------------------------|----------------------------|
| a. $y(1.25)$ and $y(1.93)$ | b. $y(2.1)$ and $y(2.75)$ |
| c. $y(1.4)$ and $y(1.93)$ | d. $y(0.54)$ and $y(0.94)$ |

9. Let $E(h) = \frac{hM}{2} + \frac{\delta}{h}$.

- a. For the initial-value problem

$$y' = -y + 1, \quad 0 \leq t \leq 1, \quad y(0) = 0,$$

compute the value of h to minimize $E(h)$. Assume $\delta = 5 \times 10^{-(n+1)}$ if you will be using n -digit arithmetic in part (c).

- b. For the optimal h computed in part (a), use Eq. (5.13) to compute the minimal error obtainable.
- c. Compare the actual error obtained using $h = 0.1$ and $h = 0.01$ to the minimal error in part (b). Can you explain the results?
10. Consider the initial-value problem

$$y' = -10y, \quad 0 \leq t \leq 2, \quad y(0) = 1,$$

which has solution $y(t) = e^{-10t}$. What happens when Euler's method is applied to this problem with $h = 0.1$? Does this behavior violate Theorem 5.9?

11. In a book entitled *Looking at History Through Mathematics*, Rashevsky [Ra, pp. 103–110] considers a model for a problem involving the production of nonconformists in society. Suppose that a society has a population of $x(t)$ individuals at time t , in years, and that all nonconformists who mate with other nonconformists have offspring who are also nonconformists, while a fixed proportion r of all other offspring are also nonconformist. If the birth and death rates for all individuals are assumed to be the constants b and d , respectively, and if conformists and nonconformists mate at random, the problem can be expressed by the differential equations

$$\frac{dx(t)}{dt} = (b - d)x(t) \quad \text{and} \quad \frac{dx_n(t)}{dt} = (b - d)x_n(t) + rb(x(t) - x_n(t)),$$

where $x_n(t)$ denotes the number of nonconformists in the population at time t .

- a. Suppose the variable $p(t) = x_n(t)/x(t)$ is introduced to represent the proportion of nonconformists in the society at time t . Show that these equations can be combined and simplified to the single differential equation

$$\frac{dp(t)}{dt} = rb(1 - p(t)).$$

- b. Assuming that $p(0) = 0.01$, $b = 0.02$, $d = 0.015$, and $r = 0.1$, approximate the solution $p(t)$ from $t = 0$ to $t = 50$ when the step size is $h = 1$ year.
- c. Solve the differential equation for $p(t)$ exactly, and compare your result in part (b) when $t = 50$ with the exact value at that time.
12. In a circuit with impressed voltage \mathcal{E} having resistance R , inductance L , and capacitance C in parallel, the current i satisfies the differential equation

$$\frac{di}{dt} = C \frac{d^2 \mathcal{E}}{dt^2} + \frac{1}{R} \frac{d\mathcal{E}}{dt} + \frac{1}{L} \mathcal{E}.$$

Suppose $C = 0.3$ farads, $R = 1.4$ ohms, $L = 1.7$ henries, and the voltage is given by

$$\mathcal{E}(t) = e^{-0.06\pi t} \sin(2t - \pi).$$

If $i(0) = 0$, find the current i for the values $t = 0.1j$, where $j = 0, 1, \dots, 100$.

5.3 Higher-Order Taylor Methods

Since the object of numerical techniques is to determine accurate approximations with minimal effort, we need a means for comparing the efficiency of various approximation methods. The first device we consider is called the *local truncation error* of the method. The local truncation error at a specified step measures the amount by which the exact solution to the differential equation fails to satisfy the difference equation being used for the approximation.

Definition 5.11 The difference method

$$\begin{aligned} w_0 &= \alpha \\ w_{i+1} &= w_i + h\phi(t_i, w_i), \quad \text{for each } i = 0, 1, \dots, N-1, \end{aligned}$$

has **local truncation error**

$$\tau_{i+1}(h) = \frac{y_{i+1} - (y_i + h\phi(t_i, y_i))}{h} = \frac{y_{i+1} - y_i}{h} - \phi(t_i, y_i),$$

for each $i = 0, 1, \dots, N-1$. ■

For Euler's method, the local truncation error at the i th step for the problem

$$y' = f(t, y), \quad a \leq t \leq b, \quad y(a) = \alpha,$$

is

$$\tau_{i+1}(h) = \frac{y_{i+1} - y_i}{h} - f(t_i, y_i), \quad \text{for each } i = 0, 1, \dots, N-1,$$

where, as usual, $y_i = y(t_i)$ denotes the exact value of the solution at t_i . This error is a *local error* because it measures the accuracy of the method at a specific step, assuming that the method was exact at the previous step. As such, it depends on the differential equation, the step size, and the particular step in the approximation.

By considering Eq. (5.7) in the previous section, we see that Euler's method has

$$\tau_{i+1}(h) = \frac{h}{2} y''(\xi_i), \quad \text{for some } \xi_i \text{ in } (t_i, t_{i+1}).$$

When $y''(t)$ is known to be bounded by a constant M on $[a, b]$, this implies

$$|\tau_{i+1}(h)| \leq \frac{h}{2}M,$$

so the local truncation error in Euler's method is $O(h)$.

One way to select difference-equation methods for solving ordinary differential equations is in such a manner that their local truncation errors are $O(h^p)$ for as large a value of p as possible, while keeping the number and complexity of calculations of the methods within a reasonable bound.

Since Euler's method was derived by using Taylor's Theorem with $n = 1$ to approximate the solution of the differential equation, our first attempt to find methods for improving the convergence properties of difference methods is to extend this technique of derivation to larger values of n .

Suppose the solution $y(t)$ to the initial-value problem

$$y' = f(t, y), \quad a \leq t \leq b, \quad y(a) = \alpha,$$

has $(n + 1)$ continuous derivatives. If we expand the solution, $y(t)$, in terms of its n th Taylor polynomial about t_i and evaluate at t_{i+1} , we obtain

$$y(t_{i+1}) = y(t_i) + hy'(t_i) + \frac{h^2}{2}y''(t_i) + \cdots + \frac{h^n}{n!}y^{(n)}(t_i) + \frac{h^{n+1}}{(n+1)!}y^{(n+1)}(\xi_i), \quad (5.15)$$

for some ξ_i in (t_i, t_{i+1}) .

Successive differentiation of the solution, $y(t)$, gives

$$\begin{aligned} y'(t) &= f(t, y(t)), \\ y''(t) &= f'(t, y(t)), \end{aligned}$$

and, in general,

$$y^{(k)}(t) = f^{(k-1)}(t, y(t)).$$

Substituting these results into Eq. (5.15) gives

$$\begin{aligned} y(t_{i+1}) &= y(t_i) + hf(t_i, y(t_i)) + \frac{h^2}{2}f'(t_i, y(t_i)) + \cdots \\ &\quad + \frac{h^n}{n!}f^{(n-1)}(t_i, y(t_i)) + \frac{h^{n+1}}{(n+1)!}f^{(n)}(\xi_i, y(\xi_i)). \end{aligned} \quad (5.16)$$

The difference-equation method corresponding to Eq. (5.16) is obtained by deleting the remainder term involving ξ_i . This method is called the

Taylor method of order n :

$$\begin{aligned} w_0 &= \alpha, \\ w_{i+1} &= w_i + hT^{(n)}(t_i, w_i), \quad \text{for each } i = 0, 1, \dots, N-1, \end{aligned} \quad (5.17)$$

where

$$T^{(n)}(t_i, w_i) = f(t_i, w_i) + \frac{h}{2} f'(t_i, w_i) + \cdots + \frac{h^{n-1}}{n!} f^{(n-1)}(t_i, w_i).$$

Note that Euler's method is Taylor's method of order one.

EXAMPLE 1

Suppose that we want to apply Taylor's method of orders two and four to the initial-value problem

$$y' = y - t^2 + 1, \quad 0 \leq t \leq 2, \quad y(0) = 0.5,$$

which was studied in the previous sections. We must find the first three derivatives of $f(t, y(t)) = y(t) - t^2 + 1$ with respect to the variable t :

$$f'(t, y(t)) = \frac{d}{dt}(y - t^2 + 1) = y' - 2t = y - t^2 + 1 - 2t,$$

$$\begin{aligned} f''(t, y(t)) &= \frac{d}{dt}(y - t^2 + 1 - 2t) = y' - 2t - 2 \\ &= y - t^2 + 1 - 2t - 2 = y - t^2 - 2t - 1, \end{aligned}$$

and

$$f'''(t, y(t)) = \frac{d}{dt}(y - t^2 - 2t - 1) = y' - 2t - 2 = y - t^2 - 2t - 1.$$

So

$$\begin{aligned} T^{(2)}(t_i, w_i) &= f(t_i, w_i) + \frac{h}{2} f'(t_i, w_i) = w_i - t_i^2 + 1 + \frac{h}{2}(w_i - t_i^2 - 2t_i + 1) \\ &= \left(1 + \frac{h}{2}\right)(w_i - t_i^2 + 1) - ht_i \end{aligned}$$

and

$$\begin{aligned} T^{(4)}(t_i, w_i) &= f(t_i, w_i) + \frac{h}{2} f'(t_i, w_i) + \frac{h^2}{6} f''(t_i, w_i) + \frac{h^3}{24} f'''(t_i, w_i) \\ &= w_i - t_i^2 + 1 + \frac{h}{2}(w_i - t_i^2 - 2t_i + 1) + \frac{h^2}{6}(w_i - t_i^2 - 2t_i - 1) \\ &\quad + \frac{h^3}{24}(w_i - t_i^2 - 2t_i - 1) \\ &= \left(1 + \frac{h}{2} + \frac{h^2}{6} + \frac{h^3}{24}\right)(w_i - t_i^2) - \left(1 + \frac{h}{3} + \frac{h^2}{12}\right)(ht_i) \\ &\quad + 1 + \frac{h}{2} - \frac{h^2}{6} - \frac{h^3}{24}. \end{aligned}$$

The Taylor methods of orders two and four are, consequently,

$$\begin{aligned} w_0 &= 0.5, \\ w_{i+1} &= w_i + h \left[\left(1 + \frac{h}{2}\right)(w_i - t_i^2 + 1) - ht_i \right] \end{aligned}$$

and

$$w_0 = 0.5,$$

$$w_{i+1} = w_i + h \left[\left(1 + \frac{h}{2} + \frac{h^2}{6} + \frac{h^3}{24} \right) (w_i - t_i^2) - \left(1 + \frac{h}{3} + \frac{h^2}{12} \right) ht_i + 1 + \frac{h}{2} - \frac{h^2}{6} - \frac{h^3}{24} \right],$$

for $i = 0, 1, \dots, N - 1$.

If $h = 0.2$, then $N = 10$ and $t_i = 0.2i$ for each $i = 1, 2, \dots, 10$. Thus, the second-order method becomes

$$w_0 = 0.5,$$

$$w_{i+1} = w_i + 0.2 \left[\left(1 + \frac{0.2}{2} \right) (w_i - 0.04i^2 + 1) - 0.04i \right]$$

$$= 1.22w_i - 0.0088i^2 - 0.008i + 0.22,$$

and the fourth-order method becomes

$$w_{i+1} = w_i + 0.2 \left[\left(1 + \frac{0.2}{2} + \frac{0.04}{6} + \frac{0.008}{24} \right) (w_i - 0.04i^2) - \left(1 + \frac{0.2}{3} + \frac{0.04}{12} \right) (0.04i) + 1 + \frac{0.2}{2} - \frac{0.04}{6} - \frac{0.008}{24} \right]$$

$$= 1.2214w_i - 0.008856i^2 - 0.00856i + 0.2186,$$

for each $i = 0, 1, \dots, 9$.

Table 5.3 lists the actual values of the solution $y(t) = (t + 1)^2 - 0.5e^t$, the results from the Taylor methods of orders two and four, and the actual errors involved with these methods.

Table 5.3

t_i	Exact $y(t_i)$	Taylor Order 2 w_i	Error $ y(t_i) - w_i $	Taylor Order 4 w_i	Error $ y(t_i) - w_i $
0.0	0.5000000	0.5000000	0	0.5000000	0
0.2	0.8292986	0.8300000	0.0007014	0.8293000	0.0000014
0.4	1.2140877	1.2158000	0.0017123	1.2140910	0.0000034
0.6	1.6489406	1.6520760	0.0031354	1.6489468	0.0000062
0.8	2.1272295	2.1323327	0.0051032	2.1272396	0.0000101
1.0	2.6408591	2.6486459	0.0077868	2.6408744	0.0000153
1.2	3.1799415	3.1913480	0.0114065	3.1799640	0.0000225
1.4	3.7324000	3.7486446	0.0162446	3.7324321	0.0000321
1.6	4.2834838	4.3061464	0.0226626	4.2835285	0.0000447
1.8	4.8151763	4.8462986	0.0311223	4.8152377	0.0000615
2.0	5.3054720	5.3476843	0.0422123	5.3055554	0.0000834

Suppose we need to determine an approximation to an intermediate point in the table, for example, at $t = 1.25$. If we use linear interpolation on the Taylor method of order four approximations at $t = 1.2$ and $t = 1.4$, we have

$$y(1.25) \approx \left(\frac{1.25 - 1.4}{1.2 - 1.4} \right) 3.1799640 + \left(\frac{1.25 - 1.2}{1.4 - 1.2} \right) 3.7324321 = 3.3180810.$$

Since the true value is $y(1.25) = 3.3173285$, this approximation has an error of 0.0007525, which is nearly 30 times the average of the approximation errors at 1.2 and 1.4.

To improve the approximation to $y(1.25)$, we use cubic Hermite interpolation. This requires approximations to $y'(1.2)$ and $y'(1.4)$ as well as approximations to $y(1.2)$ and $y(1.4)$. But the derivative approximations are available from the differential equation since $y'(t) = f(t, y(t))$. In our example $y'(t) = y(t) - t^2 + 1$, so

$$y'(1.2) = y(1.2) - (1.2)^2 + 1 \approx 3.1799640 - 1.44 + 1 = 2.7399640$$

and

$$y'(1.4) = y(1.4) - (1.4)^2 + 1 \approx 3.7324327 - 1.96 + 1 = 2.7724321.$$

The divided-difference procedure in Section 3.3 gives the information in Table 5.4. The underlined entries come from the data, and the other entries use the divided-difference formulas.

Table 5.4

1.2	<u>3.1799640</u>			
		<u>2.7399640</u>		
1.2	<u>3.1799640</u>	2.7623405	0.1118825	
				-0.3071225
1.4	<u>3.7324321</u>	2.7724321	0.0504580	
		<u>2.7724321</u>		
1.4	<u>3.7324321</u>			

The cubic Hermite polynomial is

$$y(t) \approx 3.1799640 + (t - 1.2)2.7399640 + (t - 1.2)^2 0.1118825 + (t - 1.2)^2 (t - 1.4)(-0.3071225),$$

so

$$y(1.25) \approx 3.1799640 + 0.1369982 + 0.0002797 + 0.0001152 = 3.3173571,$$

a result that is accurate to within 0.0000286. This is about the average of the errors at 1.2 and at 1.4, or about 4% of the error obtained using linear interpolation. ■

Theorem 5.12

If Taylor's method of order n is used to approximate the solution to

$$y'(t) = f(t, y(t)), \quad a \leq t \leq b, \quad y(a) = \alpha,$$

with step size h and if $y \in C^{n+1}[a, b]$, then the local truncation error is $O(h^n)$. ■

Proof Note that Eq. (5.16) can be rewritten

$$y_{i+1} - y_i - hf(t_i, y_i) - \frac{h^2}{2} f'(t_i, y_i) - \cdots - \frac{h^n}{n!} f^{(n-1)}(t_i, y_i) = \frac{h^{n+1}}{(n+1)!} f^{(n)}(\xi_i, y(\xi_i)),$$

for some ξ_i in (t_i, t_{i+1}) . So the local truncation error is

$$\tau_{i+1}(h) = \frac{y_{i+1} - y_i}{h} - T^{(n)}(t_i, y_i) = \frac{h^n}{(n+1)!} f^{(n)}(\xi_i, y(\xi_i)),$$

for each $i = 0, 1, \dots, N-1$. Since $y \in C^{n+1}[a, b]$, we have $y^{(n+1)}(t) = f^{(n)}(t, y(t))$ bounded on $[a, b]$ and $\tau_i = O(h^n)$, for each $i = 1, 2, \dots, N$. ■ ■ ■

EXERCISE SET 5.3

- Use Taylor's method of order two to approximate the solutions for each of the following initial-value problems.
 - $y' = te^{3t} - 2y$, $0 \leq t \leq 1$, $y(0) = 0$, with $h = 0.5$
 - $y' = 1 + (t - y)^2$, $2 \leq t \leq 3$, $y(2) = 1$, with $h = 0.5$
 - $y' = 1 + y/t$, $1 \leq t \leq 2$, $y(1) = 2$, with $h = 0.25$
 - $y' = \cos 2t + \sin 3t$, $0 \leq t \leq 1$, $y(0) = 1$, with $h = 0.25$
- Repeat Exercise 1 using Taylor's method of order four.
- Use Taylor's method of order two and four to approximate the solution for each of the following initial-value problems.
 - $y' = y/t - (y/t)^2$, $1 \leq t \leq 1.2$, $y(1) = 1$, with $h = 0.1$
 - $y' = \sin t + e^{-t}$, $0 \leq t \leq 1$, $y(0) = 0$, with $h = 0.5$
 - $y' = 1/t(y^2 + y)$, $1 \leq t \leq 3$, $y(1) = -2$, with $h = 0.5$
 - $y' = -ty + 4t/y$, $0 \leq t \leq 1$, $y(0) = 1$, with $h = 0.25$
- Use the Taylor method of order two with $h = 0.1$ to approximate the solution to

$$y' = 1 + t \sin(ty), \quad 0 \leq t \leq 2, \quad y(0) = 0.$$

- Given the initial-value problem

$$y' = \frac{2}{t}y + t^2e^t, \quad 1 \leq t \leq 2, \quad y(1) = 0,$$

with exact solution $y(t) = t^2(e^t - e)$:

- Use Taylor's method of order two with $h = 0.1$ to approximate the solution, and compare it with the actual values of y .
- Use the answers generated in part (a) and linear interpolation to approximate y at the following values, and compare them to the actual values of y .
 - $y(1.04)$
 - $y(1.55)$
 - $y(1.97)$

- c. Use Taylor's method of order four with $h = 0.1$ to approximate the solution, and compare it with the actual values of y .
- d. Use the answers generated in part (c) and piecewise cubic Hermite interpolation to approximate y at the following values, and compare them to the actual values of y .
- i. $y(1.04)$ ii. $y(1.55)$ iii. $y(1.97)$
6. Given the initial-value problem

$$y' = \frac{1}{t^2} - \frac{y}{t} - y^2, \quad 1 \leq t \leq 2, \quad y(1) = -1,$$

with exact solution $y(t) = -1/t$:

- a. Use Taylor's method of order two with $h = 0.05$ to approximate the solution, and compare it with the actual values of y .
- b. Use the answers generated in part (a) and linear interpolation to approximate the following values of y , and compare them to the actual values.
- i. $y(1.052)$ ii. $y(1.555)$ iii. $y(1.978)$
- c. Use Taylor's method of order four with $h = 0.05$ to approximate the solution, and compare it with the actual values of y .
- d. Use the answers generated in part (c) and piecewise cubic Hermite interpolation to approximate the following values of y , and compare them to the actual values.
- i. $y(1.052)$ ii. $y(1.555)$ iii. $y(1.978)$
7. A projectile of mass $m = 0.11$ kg shot vertically upward with initial velocity $v(0) = 8$ m/s is slowed due to the force of gravity, $F_g = -mg$, and due to air resistance, $F_r = -kv|v|$, where $g = 9.8$ m/s² and $k = 0.002$ kg/m. The differential equation for the velocity v is given by

$$mv' = -mg - kv|v|.$$

- a. Find the velocity after 0.1, 0.2, . . . , 1.0 s.
- b. To the nearest tenth of a second, determine when the projectile reaches its maximum height and begins falling.

5.4 Runge-Kutta Methods

The Taylor methods outlined in the previous section have the desirable property of high-order local truncation error, but the disadvantage of requiring the computation and evaluation of the derivatives of $f(t, y)$. This is a complicated and time-consuming procedure for most problems, so the Taylor methods are seldom used in practice.

Runge-Kutta methods have the high-order local truncation error of the Taylor methods while eliminating the need to compute and evaluate the derivatives of $f(t, y)$. Before presenting the ideas behind their derivation, we need to state Taylor's Theorem in two variables. The proof of this result can be found in any standard book on advanced calculus (see, for example, [Fu, p. 331]).

Theorem 5.13

Suppose that $f(t, y)$ and all its partial derivatives of order less than or equal to $n + 1$ are continuous on $D = \{ (t, y) \mid a \leq t \leq b, c \leq y \leq d \}$, and let $(t_0, y_0) \in D$. For every

$(t, y) \in D$, there exists ξ between t and t_0 and μ between y and y_0 with

$$f(t, y) = P_n(t, y) + R_n(t, y),$$

where

$$\begin{aligned} P_n(t, y) = & f(t_0, y_0) + \left[(t - t_0) \frac{\partial f}{\partial t}(t_0, y_0) + (y - y_0) \frac{\partial f}{\partial y}(t_0, y_0) \right] \\ & + \left[\frac{(t - t_0)^2}{2} \frac{\partial^2 f}{\partial t^2}(t_0, y_0) + (t - t_0)(y - y_0) \frac{\partial^2 f}{\partial t \partial y}(t_0, y_0) \right. \\ & \left. + \frac{(y - y_0)^2}{2} \frac{\partial^2 f}{\partial y^2}(t_0, y_0) \right] + \dots \\ & + \left[\frac{1}{n!} \sum_{j=0}^n \binom{n}{j} (t - t_0)^{n-j} (y - y_0)^j \frac{\partial^n f}{\partial t^{n-j} \partial y^j}(t_0, y_0) \right] \end{aligned}$$

and

$$R_n(t, y) = \frac{1}{(n+1)!} \sum_{j=0}^{n+1} \binom{n+1}{j} (t - t_0)^{n+1-j} (y - y_0)^j \frac{\partial^{n+1} f}{\partial t^{n+1-j} \partial y^j}(\xi, \mu). \quad \blacksquare$$

The function $P_n(t, y)$ is called the n th Taylor polynomial in two variables for the function f about (t_0, y_0) , and $R_n(t, y)$ is the remainder term associated with $P_n(t, y)$.

EXAMPLE 1 Figure 5.4 on page 274 shows the graph of the function

$$f(t, y) = \exp \left[-\frac{(t-2)^2}{4} - \frac{(y-3)^2}{4} \right] \cos(2t + y - 7)$$

together with the second Taylor polynomial of f about $(2, 3)$, the polynomial in two variables

$$P_2(t, y) = 1 - \frac{9}{4}(t-2)^2 - 2(t-2)(y-3) - \frac{3}{4}(y-3)^2.$$

The differentiation required to determine this polynomial would be tedious to do by hand. Fortunately, there is a Maple procedure to do the work for us. First we need to initiate the multiple variable Taylor polynomial procedure by entering the command

```
>readlib(mttaylor);
```

which produces the response

```
proc() ... end proc
```

The Taylor polynomial we need in this example is found by issuing the command

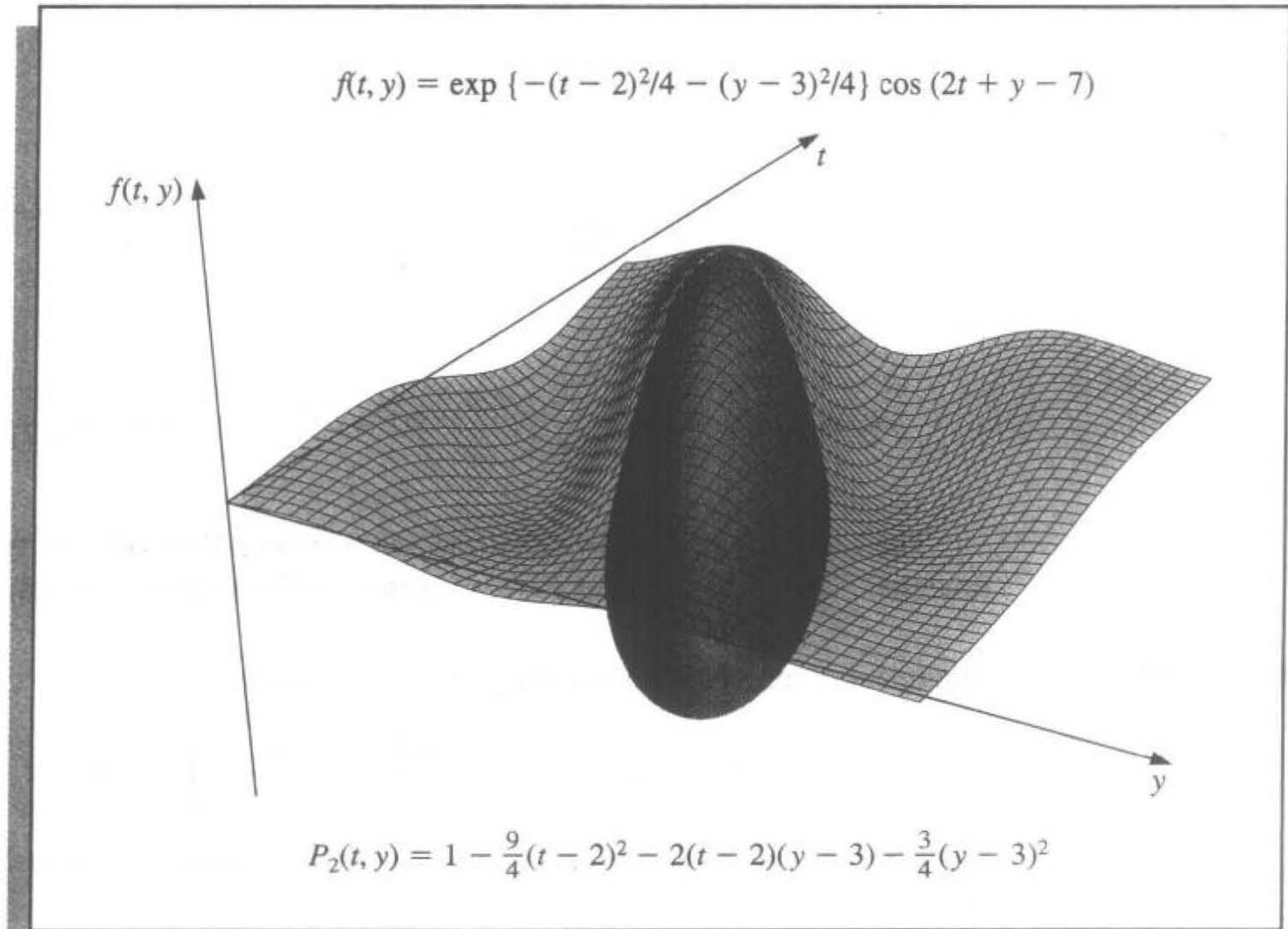
```
>mtaylor(exp(-(t-2)^2/4-(y-3)^2/4)*cos(2*t+y-7), [t=2, y=3], 3);
```

The final parameter in this command indicates that we want the second multivariate Taylor polynomial, that is, the quadratic polynomial. If this parameter is 2, we get the linear polynomial, and if it is 1, we get the constant polynomial. When this parameter is omitted, it defaults to 6 and gives the fifth Taylor polynomial.

The response from this Maple command is the polynomial

$$1 - \frac{9}{4}(t - 2)^2 - 2(t - 2)(y - 3) - \frac{3}{4}(y - 3)^2. \quad \blacksquare$$

Figure 5.4



The first step in deriving a Runge-Kutta method is to determine values for a_1 , α_1 , and β_1 with the property that $a_1 f(t + \alpha_1, y + \beta_1)$ approximates

$$T^{(2)}(t, y) = f(t, y) + \frac{h}{2} f'(t, y),$$

with error no greater than $O(h^2)$, the local truncation error for the Taylor method of order two. Since

$$f'(t, y) = \frac{df}{dt}(t, y) = \frac{\partial f}{\partial t}(t, y) + \frac{\partial f}{\partial y}(t, y) \cdot y'(t) \quad \text{and} \quad y'(t) = f(t, y),$$

this implies

$$T^{(2)}(t, y) = f(t, y) + \frac{h}{2} \frac{\partial f}{\partial t}(t, y) + \frac{h}{2} \frac{\partial f}{\partial y}(t, y) \cdot f(t, y). \quad (5.18)$$

Expanding $f(t + \alpha_1, y + \beta_1)$ in its Taylor polynomial of degree one about (t, y) gives

$$\begin{aligned} a_1 f(t + \alpha_1, y + \beta_1) &= a_1 f(t, y) + a_1 \alpha_1 \frac{\partial f}{\partial t}(t, y) \\ &+ a_1 \beta_1 \frac{\partial f}{\partial y}(t, y) + a_1 \cdot R_1(t + \alpha_1, y + \beta_1), \end{aligned} \quad (5.19)$$

where

$$R_1(t + \alpha_1, y + \beta_1) = \frac{\alpha_1^2}{2} \frac{\partial^2 f}{\partial t^2}(\xi, \mu) + \alpha_1 \beta_1 \frac{\partial^2 f}{\partial t \partial y}(\xi, \mu) + \frac{\beta_1^2}{2} \frac{\partial^2 f}{\partial y^2}(\xi, \mu), \quad (5.20)$$

for some ξ between t and $t + \alpha_1$ and μ between y and $y + \beta_1$.

Matching the coefficients of f and its derivatives in Eqs. (5.18) and (5.19) gives the three equations

$$f(t, y) : \quad a_1 = 1; \quad \frac{\partial f}{\partial t}(t, y) : \quad a_1 \alpha_1 = \frac{h}{2};$$

and

$$\frac{\partial f}{\partial y}(t, y) : \quad a_1 \beta_1 = \frac{h}{2} f(t, y).$$

The parameters a_1 , α_1 , and β_1 are uniquely determined to be

$$a_1 = 1, \quad \alpha_1 = \frac{h}{2}, \quad \text{and} \quad \beta_1 = \frac{h}{2} f(t, y);$$

so

$$T^{(2)}(t, y) = f\left(t + \frac{h}{2}, y + \frac{h}{2} f(t, y)\right) - R_1\left(t + \frac{h}{2}, y + \frac{h}{2} f(t, y)\right),$$

and from Eq. (5.20),

$$\begin{aligned} R_1\left(t + \frac{h}{2}, y + \frac{h}{2} f(t, y)\right) &= \frac{h^2}{8} \frac{\partial^2 f}{\partial t^2}(\xi, \mu) + \frac{h^2}{4} f(t, y) \frac{\partial^2 f}{\partial t \partial y}(\xi, \mu) \\ &+ \frac{h^2}{8} (f(t, y))^2 \frac{\partial^2 f}{\partial y^2}(\xi, \mu). \end{aligned}$$

If all the second-order partial derivatives of f are bounded, then

$$R_1\left(t + \frac{h}{2}, y + \frac{h}{2} f(t, y)\right)$$

is $O(h^2)$, the order of the local truncation error of Taylor method of order two. As a consequence, using the new procedure in place of the Taylor method of order two might add error, but it does not increase the order of the error.

The difference-equation method resulting from replacing $T^{(2)}(t, y)$ in Taylor's method of order two by $f(t + (h/2), y + (h/2) f(t, y))$ is a specific Runge-Kutta method known as the *Midpoint method*.

Midpoint Method:

$$w_0 = \alpha,$$

$$w_{i+1} = w_i + hf \left(t_i + \frac{h}{2}, w_i + \frac{h}{2} f(t_i, w_i) \right), \quad \text{for each } i = 0, 1, \dots, N-1.$$

Since only three parameters are present in $a_1 f(t + \alpha_1, y + \beta_1)$ and all are needed in the match of $T^{(2)}$, we need a more complicated form to satisfy the conditions required for any of the higher-order Taylor methods.

The most appropriate four-parameter form for approximating

$$T^{(3)}(t, y) = f(t, y) + \frac{h}{2} f'(t, y) + \frac{h^2}{6} f''(t, y)$$

is

$$a_1 f(t, y) + a_2 f(t + \alpha_2, y + \delta_2 f(t, y)); \quad (5.21)$$

and even with this, there is insufficient flexibility to match the term

$$\frac{h^2}{6} \left[\frac{\partial f}{\partial y}(t, y) \right]^2 f(t, y),$$

resulting from the expansion of $(h^2/6) f''(t, y)$. Consequently, the best that can be obtained from using (5.21) are methods with $O(h^2)$ local truncation error. The fact that (5.21) has four parameters, however, gives a flexibility in their choice, so a number of $O(h^2)$ methods can be derived. One of the most important is the *Modified Euler method*, which corresponds to choosing $a_1 = a_2 = \frac{1}{2}$ and $\alpha_2 = \delta_2 = h$ and has the following difference-equation form.

Modified Euler Method:

$$w_0 = \alpha,$$

$$w_{i+1} = w_i + \frac{h}{2} [f(t_i, w_i) + f(t_{i+1}, w_i + hf(t_i, w_i))],$$

for each $i = 0, 1, 2, \dots, N-1$.

The other important $O(h^2)$ method is *Heun's method*, which corresponds to $a_1 = \frac{1}{4}$, $a_2 = \frac{3}{4}$, and $\alpha_2 = \delta_2 = \frac{2}{3}h$, and has the following difference-equation form.

Heun's Method:

$$w_0 = \alpha,$$

$$w_{i+1} = w_i + \frac{h}{4} [f(t_i, w_i) + 3f(t_i + \frac{2}{3}h, w_i + \frac{2}{3}hf(t_i, w_i))],$$

for each $i = 0, 1, 2, \dots, N-1$.

Both are classified as Runge-Kutta methods of order two, the order of their local truncation error.

EXAMPLE 2 Suppose we apply the Runge-Kutta methods of order two to our usual example,

$$y' = y - t^2 + 1, \quad 0 \leq t \leq 2, \quad y(0) = 0.5,$$

with $N = 10$, $h = 0.2$, $t_i = 0.2i$, and $w_0 = 0.5$ in each case. The difference equations produced from the various formulas are

$$\text{Midpoint method: } w_{i+1} = 1.22w_i - 0.0088i^2 - 0.008i + 0.218;$$

$$\text{Modified Euler method: } w_{i+1} = 1.22w_i - 0.0088i^2 - 0.008i + 0.216;$$

$$\text{Heun's method: } w_{i+1} = 1.22w_i - 0.0088i^2 - 0.008i + 0.217\bar{3},$$

for each $i = 0, 1, \dots, 9$. Table 5.5 lists the results of these calculations. For this problem, the Midpoint method is superior, followed by Heun's method. ■

Table 5.5

t_i	$y(t_i)$	Midpoint Method	Error	Modified Euler Method	Error	Heun's Method	Error
0.0	0.5000000	0.5000000	0	0.5000000	0	0.5000000	0
0.2	0.8292986	0.8280000	0.0012986	0.8260000	0.0032986	0.8273333	0.0019653
0.4	1.2140877	1.2113600	0.0027277	1.2069200	0.0071677	1.2098800	0.0042077
0.6	1.6489406	1.6446592	0.0042814	1.6372424	0.0116982	1.6421869	0.0067537
0.8	2.1272295	2.1212842	0.0059453	2.1102357	0.0169938	2.1176014	0.0096281
1.0	2.6408591	2.6331668	0.0076923	2.6176876	0.0231715	2.6280070	0.0128521
1.2	3.1799415	3.1704634	0.0094781	3.1495789	0.0303627	3.1635019	0.0164396
1.4	3.7324000	3.7211654	0.0112346	3.6936862	0.0387138	3.7120057	0.0203944
1.6	4.2834838	4.2706218	0.0128620	4.2350972	0.0483866	4.2587802	0.0247035
1.8	4.8151763	4.8009586	0.0142177	4.7556185	0.0595577	4.7858452	0.0293310
2.0	5.3054720	5.2903695	0.0151025	5.2330546	0.0724173	5.2712645	0.0342074

Although $T^{(3)}(t, y)$ can be approximated with error $O(h^3)$ by an expression of the form

$$f(t + \alpha_1, y + \delta_1 f(t + \alpha_2, y + \delta_2 f(t, y))),$$

involving four parameters, the algebra involved in the determination of α_1 , δ_1 , α_2 , and δ_2 is quite involved and will not be presented. In fact, the Runge-Kutta method of order three resulting from this expression is not generally used. The most common Runge-Kutta method in use is of order four and, in difference-equation form, is given by the following.

Runge-Kutta Order Four:

$$w_0 = \alpha,$$

$$k_1 = hf(t_i, w_i),$$

$$k_2 = hf\left(t_i + \frac{h}{2}, w_i + \frac{1}{2}k_1\right),$$

$$k_3 = hf\left(t_i + \frac{h}{2}, w_i + \frac{1}{2}k_2\right),$$

$$k_4 = hf(t_{i+1}, w_i + k_3),$$

$$w_{i+1} = w_i + \frac{1}{6}(k_1 + 2k_2 + 2k_3 + k_4),$$

for each $i = 0, 1, \dots, N - 1$. This method has local truncation error $O(h^4)$, provided the solution $y(t)$ has five continuous derivatives. The reason for introducing the notation k_1, k_2, k_3, k_4 into the method is to eliminate the need for successive nesting in the second variable of $f(t, y)$ (see Exercise 17). Algorithm 5.2 implements the Runge-Kutta method of order four.

ALGORITHM

5.2

Runge-Kutta (Order Four)

To approximate the solution of the initial-value problem

$$y' = f(t, y), \quad a \leq t \leq b, \quad y(a) = \alpha,$$

at $(N + 1)$ equally spaced numbers in the interval $[a, b]$:

INPUT endpoints a, b ; integer N ; initial condition α .

OUTPUT approximation w to y at the $(N + 1)$ values of t .

Step 1 Set $h = (b - a)/N$;

$$t = a;$$

$$w = \alpha;$$

OUTPUT (t, w) .

Step 2 For $i = 1, 2, \dots, N$ do Steps 3–5.

Step 3 Set $K_1 = hf(t, w)$;

$$K_2 = hf(t + h/2, w + K_1/2);$$

$$K_3 = hf(t + h/2, w + K_2/2);$$

$$K_4 = hf(t + h, w + K_3).$$

Step 4 Set $w = w + (K_1 + 2K_2 + 2K_3 + K_4)/6$; (Compute w_i .)

$$t = a + ih. \text{ (Compute } t_i \text{.)}$$

Step 5 OUTPUT (t, w) .

Step 6 STOP. ■

EXAMPLE 3

Using the Runge-Kutta method of order four to obtain approximations to the solution of the initial-value problem

$$y' = y - t^2 + 1, \quad 0 \leq t \leq 2, \quad y(0) = 0.5,$$

with $h = 0.2$, $N = 10$, and $t_i = 0.2i$ gives the results and errors listed in Table 5.6. ■

Table 5.6

t_i	Exact $y_i = y(t_i)$	Runge-Kutta Order Four w_i	Error $ y_i - w_i $
0.0	0.5000000	0.5000000	0
0.2	0.8292986	0.8292933	0.0000053
0.4	1.2140877	1.2140762	0.0000114
0.6	1.6489406	1.6489220	0.0000186
0.8	2.1272295	2.1272027	0.0000269
1.0	2.6408591	2.6408227	0.0000364
1.2	3.1799415	3.1798942	0.0000474
1.4	3.7324000	3.7323401	0.0000599
1.6	4.2834838	4.2834095	0.0000743
1.8	4.8151763	4.8150857	0.0000906
2.0	5.3054720	5.3053630	0.0001089

The main computational effort in applying the Runge-Kutta methods is the evaluation of f . In the second-order methods, the local truncation error is $O(h^2)$, and the cost is two functional evaluations per step. The Runge-Kutta method of order four requires 4 evaluations per step, and the local truncation error is $O(h^4)$. Butcher (see [But] for a summary) has established the relationship between the number of evaluations per step and the order of the local truncation error shown in Table 5.7. This table indicates why the methods of order less than five with smaller step size are used in preference to the higher-order methods using a larger step size.

Table 5.7

Evaluations per step	2	3	4	$5 \leq n \leq 7$	$8 \leq n \leq 9$	$10 \leq n$
Best possible local truncation error	$O(h^2)$	$O(h^3)$	$O(h^4)$	$O(h^{n-1})$	$O(h^{n-2})$	$O(h^{n-3})$

One measure of comparing the lower-order Runge-Kutta methods is described as follows:

The Runge-Kutta method of order four requires four evaluations per step, so it should give more accurate answers than Euler's method with one-fourth the step size if it is to be superior. Similarly, if the Runge-Kutta method of order four is to be superior to the second-order Runge-Kutta methods, it should give more accuracy with step size h than a second-order method with step size $\frac{1}{2}h$, because the fourth-order method requires twice as many evaluations per step.

An illustration of the superiority of the Runge-Kutta fourth-order method by this measure is shown in the following example.

EXAMPLE 4 For the problem

$$y' = y - t^2 + 1, \quad 0 \leq t \leq 2, \quad y(0) = 0.5,$$

Euler's method with $h = 0.025$, the Midpoint method with $h = 0.05$, and the Runge-Kutta fourth-order method with $h = 0.1$ are compared at the common mesh points of these methods 0.1, 0.2, 0.3, 0.4, and 0.5. Each of these techniques requires 20 functional evaluations to determine the values listed in Table 5.8 to approximate $y(0.5)$. In this example, the fourth-order method is clearly superior. ■

Table 5.8

t_i	Exact	Euler $h = 0.025$	Modified Euler $h = 0.05$	Runge-Kutta Order Four $h = 0.1$
0.0	0.5000000	0.5000000	0.5000000	0.5000000
0.1	0.6574145	0.6554982	0.6573085	0.6574144
0.2	0.8292986	0.8253385	0.8290778	0.8292983
0.3	1.0150706	1.0089334	1.0147254	1.0150701
0.4	1.2140877	1.2056345	1.2136079	1.2140869
0.5	1.4256394	1.4147264	1.4250141	1.4256384

EXERCISE SET 5.4

- Use the Modified Euler method to approximate the solutions to each of the following initial-value problems, and compare the results to the actual values.
 - $y' = te^{3t} - 2y$, $0 \leq t \leq 1$, $y(0) = 0$, with $h = 0.5$; actual solution $y(t) = \frac{1}{5}te^{3t} - \frac{1}{25}e^{3t} + \frac{1}{25}e^{-2t}$.
 - $y' = 1 + (t - y)^2$, $2 \leq t \leq 3$, $y(2) = 1$, with $h = 0.5$; actual solution $y(t) = t + \frac{1}{1-t}$.
 - $y' = 1 + y/t$, $1 \leq t \leq 2$, $y(1) = 2$, with $h = 0.25$; actual solution $y(t) = t \ln t + 2t$.
 - $y' = \cos 2t + \sin 3t$, $0 \leq t \leq 1$, $y(0) = 1$, with $h = 0.25$; actual solution $y(t) = \frac{1}{2} \sin 2t - \frac{1}{3} \cos 3t + \frac{4}{3}$.
- Repeat Exercise 1 using Heun's method.
- Repeat Exercise 1 using the Midpoint method.
- Use the Modified Euler method to approximate the solutions to each of the following initial-value problems, and compare the results to the actual values.
 - $y' = y/t - (y/t)^2$, $1 \leq t \leq 2$, $y(1) = 1$, with $h = 0.1$; actual solution $y(t) = t/(1 + \ln t)$.
 - $y' = 1 + y/t + (y/t)^2$, $1 \leq t \leq 3$, $y(1) = 0$, with $h = 0.2$; actual solution $y(t) = t \tan(\ln t)$.
 - $y' = -(y + 1)(y + 3)$, $0 \leq t \leq 2$, $y(0) = -2$, with $h = 0.2$; actual solution $y(t) = -3 + 2(1 + e^{-2t})^{-1}$.
 - $y' = -5y + 5t^2 + 2t$, $0 \leq t \leq 1$, $y(0) = \frac{1}{3}$, with $h = 0.1$; actual solution $y(t) = t^2 + \frac{1}{3}e^{-5t}$.
- Use the results of Exercise 4 and linear interpolation to approximate values of $y(t)$, and compare the results to the actual values.
 - $y(1.25)$ and $y(1.93)$
 - $y(2.1)$ and $y(2.75)$
 - $y(1.3)$ and $y(1.93)$
 - $y(0.54)$ and $y(0.94)$

6. Repeat Exercise 4 using Heun's method.
7. Repeat Exercise 5 using the results of Exercise 6.
8. Repeat Exercise 4 using the Midpoint method.
9. Repeat Exercise 5 using the results of Exercise 8.
10. Repeat Exercise 1 using the Runge-Kutta method of order four.
11. Repeat Exercise 4 using the Runge-Kutta method of order four.
12. Use the results of Exercise 11 and Cubic Hermite interpolation to approximate values of $y(t)$, and compare the approximations to the actual values.
 - a. $y(1.25)$ and $y(1.93)$
 - b. $y(2.1)$ and $y(2.75)$
 - c. $y(1.3)$ and $y(1.93)$
 - d. $y(0.54)$ and $y(0.94)$
13. Show that the Midpoint method, the Modified Euler method, and Heun's method give the same approximations to the initial-value problem

$$y' = -y + t + 1, \quad 0 \leq t \leq 1, \quad y(0) = 1,$$

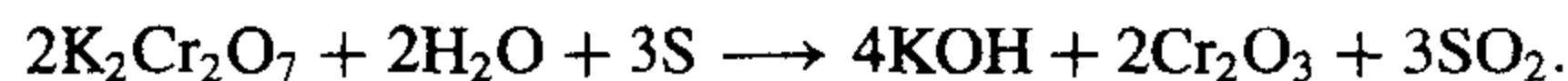
for any choice of h . Why is this true?

14. Water flows from an inverted conical tank with circular orifice at the rate

$$\frac{dx}{dt} = -0.6\pi r^2 \sqrt{2g} \frac{\sqrt{x}}{A(x)},$$

where r is the radius of the orifice, x is the height of the liquid level from the vertex of the cone, and $A(x)$ is the area of the cross section of the tank x units above the orifice. Suppose $r = 0.1$ ft, $g = 32.1$ ft/s², and the tank has an initial water level of 8 ft and initial volume of $512(\pi/3)$ ft³.

- a. Compute the water level after 10 min with $h = 20$ s.
 - b. Determine, to within 1 min, when the tank will be empty.
15. The irreversible chemical reaction in which two molecules of solid potassium dichromate ($K_2Cr_2O_7$), two molecules of water (H_2O), and three atoms of solid sulfur (S) combine to yield three molecules of the gas sulfur dioxide (SO_2), four molecules of solid potassium hydroxide (KOH), and two molecules of solid chromic oxide (Cr_2O_3) can be represented symbolically by the *stoichiometric equation*:



If n_1 molecules of $K_2Cr_2O_7$, n_2 molecules of H_2O , and n_3 molecules of S are originally available, the following differential equation describes the amount $x(t)$ of KOH after time t :

$$\frac{dx}{dt} = k \left(n_1 - \frac{x}{2} \right)^2 \left(n_2 - \frac{x}{2} \right)^2 \left(n_3 - \frac{3x}{4} \right)^3,$$

where k is the velocity constant of the reaction. If $k = 6.22 \times 10^{-19}$, $n_1 = n_2 = 2 \times 10^3$, and $n_3 = 3 \times 10^3$, how many units of potassium hydroxide will have been formed after 0.2 s?

16. Show that the difference method

$$w_0 = \alpha,$$

$$w_{i+1} = w_i + a_1 f(t_i, w_i) + a_2 f(t_i + \alpha_2, w_i + \delta_2 f(t_i, w_i)),$$

for each $i = 0, 1, \dots, N - 1$, cannot have local truncation error $O(h^3)$ for any choice of constants a_1 , a_2 , α_2 , and δ_2 .

17. The Runge-Kutta method of order four can be written in the form

$$\begin{aligned}
 w_0 &= \alpha, \\
 w_{i+1} &= w_i + \frac{h}{6} f(t_i, w_i) + \frac{h}{3} f(t_i + \alpha_1 h, w_i + \delta_1 h f(t_i, w_i)) \\
 &\quad + \frac{h}{3} f(t_i + \alpha_2 h, w_i + \delta_2 h f(t_i + \gamma_2 h, w_i + \gamma_3 h f(t_i, w_i))) \\
 &\quad + \frac{h}{6} f(t_i + \alpha_3 h, w_i + \delta_3 h f(t_i + \gamma_4 h, w_i + \gamma_5 h f(t_i + \gamma_6 h, w_i + \gamma_7 h f(t_i, w_i)))).
 \end{aligned}$$

Find the values of the constants

$$\alpha_1, \alpha_2, \alpha_3, \delta_1, \delta_2, \delta_3, \gamma_2, \gamma_3, \gamma_4, \gamma_5, \gamma_6, \text{ and } \gamma_7.$$

5.5 Error Control and the Runge-Kutta-Fehlberg Method

The appropriate use of varying step size was seen in Section 4.6 to produce computationally efficient integral approximating methods. In itself, this might not be sufficient to favor these methods due to the increased complication of applying them. However, they have another feature that makes them worthwhile. They incorporate in the step-size procedure an estimate of the truncation error that does not require the approximation of the higher derivatives of the function. These methods are called *adaptive* because they adapt the number and position of the nodes used in the approximation to ensure that the truncation error is kept within a specified bound.

There is a close connection between the problem of approximating the value of a definite integral and that of approximating the solution to an initial-value problem. It is not surprising, then, that there are adaptive methods for approximating the solutions to initial-value problems and that these methods are not only efficient, but also incorporate the control of error.

An ideal difference-equation method

$$w_{i+1} = w_i + h_i \phi(t_i, w_i, h_i), \quad i = 0, 1, \dots, N - 1,$$

for approximating the solution, $y(t)$, to the initial-value problem

$$y' = f(t, y), \quad a \leq t \leq b, \quad y(a) = \alpha,$$

would have the property that, given a tolerance $\varepsilon > 0$, the minimal number of mesh points would be used to ensure that the global error, $|y(t_i) - w_i|$, would not exceed ε for any $i = 0, 1, \dots, N$. Having a minimal number of mesh points and also controlling the global error of a difference method is, not surprisingly, inconsistent with the points being equally spaced in the interval. In this section we examine techniques used to control the error of a difference-equation method in an efficient manner by the appropriate choice of mesh points.

Although we cannot generally determine the global error of a method, we will see in Section 5.10 that there is a close connection between the local truncation error and the

global error. By using methods of differing order we can predict the local truncation error and, using this prediction, choose a step size that will keep it and the global error in check.

To illustrate the technique, suppose that we have two approximation techniques. The first is an n th-order method obtained from an n th-order Taylor method of the form

$$y(t_{i+1}) = y(t_i) + h\phi(t_i, y(t_i), h) + O(h^{n+1}),$$

producing approximations

$$w_0 = \alpha$$

$$w_{i+1} = w_i + h\phi(t_i, w_i, h), \quad \text{for } i > 0,$$

with local truncation error $\tau_{i+1}(h) = O(h^n)$. In general, the method is generated by applying a Runge-Kutta modification to the Taylor method, but the specific derivation is unimportant.

The second method is similar but one order higher; it comes from an $(n + 1)$ st-order Taylor method of the form

$$y(t_{i+1}) = y(t_i) + h\tilde{\phi}(t_i, y(t_i), h) + O(h^{n+2}),$$

producing approximations

$$\tilde{w}_0 = \alpha$$

$$\tilde{w}_{i+1} = \tilde{w}_i + h\tilde{\phi}(t_i, \tilde{w}_i, h), \quad \text{for } i > 0,$$

with local truncation error $\tilde{\tau}_{i+1}(h) = O(h^{n+1})$.

We first make the assumption that $w_i \approx y(t_i) \approx \tilde{w}_i$ and choose a fixed step size h to generate the approximations w_{i+1} and \tilde{w}_{i+1} to $y(t_{i+1})$. Then

$$\begin{aligned} \tau_{i+1}(h) &= \frac{y(t_{i+1}) - y(t_i)}{h} - \phi(t_i, y(t_i), h) \\ &= \frac{y(t_{i+1}) - w_i}{h} - \phi(t_i, w_i, h) \\ &= \frac{y(t_{i+1}) - [w_i + h\phi(t_i, w_i, h)]}{h} \\ &= \frac{1}{h}(y(t_{i+1}) - w_{i+1}). \end{aligned}$$

In a similar manner,

$$\tilde{\tau}_{i+1}(h) = \frac{1}{h}(y(t_{i+1}) - \tilde{w}_{i+1}),$$

and, as a consequence,

$$\begin{aligned} \tau_{i+1}(h) &= \frac{1}{h}(y(t_{i+1}) - w_{i+1}) \\ &= \frac{1}{h}[(y(t_{i+1}) - \tilde{w}_{i+1}) + (\tilde{w}_{i+1} - w_{i+1})] \\ &= \tilde{\tau}_{i+1}(h) + \frac{1}{h}(\tilde{w}_{i+1} - w_{i+1}). \end{aligned}$$

But $\tau_{i+1}(h)$ is $O(h^n)$ and $\tilde{\tau}_{i+1}(h)$ is $O(h^{n+1})$, so the significant portion of $\tau_{i+1}(h)$ must come from

$$\frac{1}{h} (\tilde{w}_{i+1} - w_{i+1}).$$

This gives us an easily computed approximation for the local truncation error of the $O(h^n)$ method:

$$\tau_{i+1}(h) \approx \frac{1}{h} (\tilde{w}_{i+1} - w_{i+1}).$$

The object, however, is not simply to estimate the local truncation error but to adjust the step size to keep it within a specified bound. To do this we now assume that since $\tau_{i+1}(h)$ is $O(h^n)$, a number K , independent of h , exists with

$$\tau_{i+1}(h) \approx Kh^n.$$

Then the local truncation error produced by applying the n th-order method with a new step size qh can be estimated using the original approximations w_{i+1} and \tilde{w}_{i+1} :

$$\tau_{i+1}(qh) \approx K(qh)^n = q^n(Kh^n) \approx q^n\tau_{i+1}(h) \approx \frac{q^n}{h} (\tilde{w}_{i+1} - w_{i+1}).$$

To bound $\tau_{i+1}(qh)$ by ε , we choose q so that

$$\frac{q^n}{h} |\tilde{w}_{i+1} - w_{i+1}| \approx |\tau_{i+1}(qh)| \leq \varepsilon;$$

that is, so that

$$q \leq \left(\frac{\varepsilon h}{|\tilde{w}_{i+1} - w_{i+1}|} \right)^{1/n}.$$

One popular technique that uses this inequality for error control is the **Runge-Kutta-Fehlberg method**. (See [Fe].) This technique uses a Runge-Kutta method with local truncation error of order five,

$$\tilde{w}_{i+1} = w_i + \frac{16}{135}k_1 + \frac{6656}{12825}k_3 + \frac{28561}{56430}k_4 - \frac{9}{50}k_5 + \frac{2}{55}k_6,$$

to estimate the local error in a Runge-Kutta method of order four given by

$$w_{i+1} = w_i + \frac{25}{216}k_1 + \frac{1408}{2565}k_3 + \frac{2197}{4104}k_4 - \frac{1}{5}k_5,$$

where

$$k_1 = hf(t_i, w_i),$$

$$k_2 = hf\left(t_i + \frac{h}{4}, w_i + \frac{1}{4}k_1\right),$$

$$\begin{aligned}
 k_3 &= hf \left(t_i + \frac{3h}{8}, w_i + \frac{3}{32}k_1 + \frac{9}{32}k_2 \right), \\
 k_4 &= hf \left(t_i + \frac{12h}{13}, w_i + \frac{1932}{2197}k_1 - \frac{7200}{2197}k_2 + \frac{7296}{2197}k_3 \right), \\
 k_5 &= hf \left(t_i + h, w_i + \frac{439}{216}k_1 - 8k_2 + \frac{3680}{513}k_3 - \frac{845}{4104}k_4 \right), \\
 k_6 &= hf \left(t_i + \frac{h}{2}, w_i - \frac{8}{27}k_1 + 2k_2 - \frac{3544}{2565}k_3 + \frac{1859}{4104}k_4 - \frac{11}{40}k_5 \right).
 \end{aligned}$$

An advantage to this method is that only six evaluations of f are required per step. Arbitrary Runge-Kutta methods of orders four and five used together require (see Table 5.7 in Section 5.4) at least four evaluations of f for the fourth-order method and an additional six for the fifth-order method, for a total of at least ten functional evaluations.

In the error-control theory, an initial value of h at the i th step was used to find the first values of w_{i+1} and \tilde{w}_{i+1} , which led to the determination of q for that step, and then the calculations were repeated. This procedure requires twice the number of functional evaluations per step as without the error control. In practice, the value of q to be used is chosen somewhat differently in order to make the increased functional-evaluation cost worthwhile. The value of q determined at the i th step is used for two purposes:

1. To reject, if necessary, the initial choice of h at the i th step and repeat the calculations using qh ; and
2. To predict an appropriate initial choice of h for the $(i + 1)$ st step.

Because of the penalty in terms of functional evaluations that must be paid if the steps are repeated, q tends to be chosen conservatively. In fact, for the Runge-Kutta-Fehlberg method with $n = 4$, the usual choice is

$$q = \left(\frac{\varepsilon h}{2|\tilde{w}_{i+1} - w_{i+1}|} \right)^{1/4} = 0.84 \left(\frac{\varepsilon h}{|\tilde{w}_{i+1} - w_{i+1}|} \right)^{1/4}.$$

In Algorithm 5.3 for the Runge-Kutta-Fehlberg method, Step 9 is added to eliminate large modifications in step size. This is done to avoid spending too much time with small step sizes in regions with irregularities in the derivatives of y and to avoid large step sizes, which can result in skipping sensitive regions between the steps. In some instances the step-size increase procedure is omitted completely from the algorithm, and the step-size decrease procedure is modified to be incorporated only when needed to bring the error under control.

ALGORITHM

5.3

Runge-Kutta-Fehlberg

To approximate the solution of the initial-value problem

$$y' = f(t, y), \quad a \leq t \leq b, \quad y(a) = \alpha,$$

with local truncation error within a given tolerance:

INPUT endpoints a, b ; initial condition α ; tolerance TOL ; maximum step size $hmax$; minimum step size $hmin$.

OUTPUT t, w, h where w approximates $y(t)$ and the step size h was used, or a message that the minimum step size was exceeded.

Step 1 Set $t = a$;
 $w = \alpha$;
 $h = hmax$;
 $FLAG = 1$;
 OUTPUT (t, w) .

Step 2 While $(FLAG = 1)$ do Steps 3–11.

Step 3 Set $K_1 = hf(t, w)$;
 $K_2 = hf(t + \frac{1}{4}h, w + \frac{1}{4}K_1)$;
 $K_3 = hf(t + \frac{3}{8}h, w + \frac{3}{32}K_1 + \frac{9}{32}K_2)$;
 $K_4 = hf(t + \frac{12}{13}h, w + \frac{1932}{2197}K_1 - \frac{7200}{2197}K_2 + \frac{7296}{2197}K_3)$;
 $K_5 = hf(t + h, w + \frac{439}{216}K_1 - 8K_2 + \frac{3680}{513}K_3 - \frac{845}{4104}K_4)$;
 $K_6 = hf(t + \frac{1}{2}h, w - \frac{8}{27}K_1 + 2K_2 - \frac{3544}{2565}K_3 + \frac{1859}{4104}K_4 - \frac{11}{40}K_5)$.

Step 4 Set $R = \frac{1}{h}|\frac{1}{360}K_1 - \frac{128}{4275}K_3 - \frac{2197}{75240}K_4 + \frac{1}{50}K_5 + \frac{2}{55}K_6|$.

(Note: $R = \frac{1}{h}|\tilde{w}_{i+1} - w_{i+1}|$.)

Step 5 If $R \leq TOL$ then do Steps 6 and 7.

Step 6 Set $t = t + h$; (Approximation accepted.)

$$w = w + \frac{25}{216}K_1 + \frac{1408}{2565}K_3 + \frac{2197}{4104}K_4 - \frac{1}{5}K_5.$$

Step 7 OUTPUT (t, w, h) .

Step 8 Set $\delta = 0.84(TOL/R)^{1/4}$.

Step 9 If $\delta \leq 0.1$ then set $h = 0.1h$
 else if $\delta \geq 4$ then set $h = 4h$
 else set $h = \delta h$. (Calculate new h .)

Step 10 If $h > hmax$ then set $h = hmax$.

Step 11 If $t \geq b$ then set $FLAG = 0$
 else if $t + h > b$ then set $h = b - t$
 else if $h < hmin$ then
 set $FLAG = 0$;
 OUTPUT ('minimum h exceeded').
 (Procedure completed unsuccessfully.)

Step 12 (The procedure is complete.)
 STOP.

EXAMPLE 1 Algorithm 5.3 will be used to approximate the solution to the initial-value problem

$$y' = y - t^2 + 1, \quad 0 \leq t \leq 2, \quad y(0) = 0.5,$$

which has solution $y(t) = (t + 1)^2 - 0.5e^t$. The input consists of a tolerance $TOL = 10^{-5}$, a maximum step size $hmax = 0.25$, and a minimum step size $hmin = 0.01$. The results are shown in Table 5.9. The last two columns in Table 5.9 show the results of the fifth-order method. For small values of t , the error is less than the error in the fourth-order method, but the error exceeds that of the fourth-order method when t increases. ■

Table 5.9

t_i	$y_i = y(t_i)$	RKF-4 w_i	h_i	R_i	$ y_i - w_i $	RKF-5 \hat{w}_i	$ y_i - \hat{w}_i $
0	0.5	0.5			0.5		
0.2500000	0.9204873	0.9204886	0.2500000	6.2×10^{-6}	1.3×10^{-6}	0.9204870	2.424×10^{-7}
0.4865522	1.3964884	1.3964910	0.2365522	4.5×10^{-6}	2.6×10^{-6}	1.3964900	1.510×10^{-6}
0.7293332	1.9537446	1.9537488	0.2427810	4.3×10^{-6}	4.2×10^{-6}	1.9537477	3.136×10^{-6}
0.9793332	2.5864198	2.5864260	0.2500000	3.8×10^{-6}	6.2×10^{-6}	2.5864251	5.242×10^{-6}
1.2293332	3.2604520	3.2604605	0.2500000	2.4×10^{-6}	8.5×10^{-6}	3.2604599	7.895×10^{-6}
1.4793332	3.9520844	3.9520955	0.2500000	7×10^{-7}	1.11×10^{-5}	3.9520954	1.096×10^{-5}
1.7293332	4.6308127	4.6308268	0.2500000	1.5×10^{-6}	1.41×10^{-5}	4.6308272	1.446×10^{-5}
1.9793332	5.2574687	5.2574861	0.2500000	4.3×10^{-6}	1.73×10^{-5}	5.2574871	1.839×10^{-5}
2.0000000	5.3054720	5.3054896	0.0206668		1.77×10^{-5}	5.3054896	1.768×10^{-5}

An implementation of the Runge-Kutta-Fehlberg method is available in Maple using the `dsolve` command with the `numeric` option. Consider the initial-value problem of Example 1. The command

```
>g:=dsolve({D(y)(t)=y(t)-t*t+1,y(0)=0.5},y(t),numeric);
```

returns the procedure

```
g := proc(rkf45_x) ... end
```

We can evaluate y as shown by example, using

```
>g(2.0);
```

which gives

```
[t = 2.0, y(t) = 5.305471958400194]
```

EXERCISE SET 5.5

1. Use the Runge-Kutta-Fehlberg method with tolerance $TOL = 10^{-4}$, $hmax = 0.25$, and $hmin = 0.05$ to approximate the solutions to the following initial-value problems. Compare the results to the actual values.

- a. $y' = y/t - (y/t)^2$, $0 \leq t \leq 1$, $y(0) = 0$; actual solution $y(t) = \frac{1}{5}te^{3t} - \frac{1}{25}e^{3t} + \frac{1}{25}e^{-2t}$.
- b. $y' = 1 + (t - y)^2$, $2 \leq t \leq 3$, $y(2) = 1$; actual solution $y(t) = t + 1/(1 - t)$.
- c. $y' = 1 + y/t$, $1 \leq t \leq 2$, $y(1) = 2$; actual solution $y(t) = t \ln t + 2t$.
- d. $y' = \cos 2t + \sin 3t$, $0 \leq t \leq 1$, $y(0) = 1$; actual solution $y(t) = \frac{1}{2} \sin 2t - \frac{1}{3} \cos 3t + \frac{4}{3}$.
2. Use the Runge-Kutta Fehlberg Algorithm with tolerance $TOL = 10^{-4}$ to approximate the solution to the following initial-value problems.
- a. $y' = (y/t)^2 + y/t$, $1 \leq t \leq 1.2$, $y(1) = 1$, with $hmax = 0.05$ and $hmin = 0.02$.
- b. $y' = \sin t + e^{-t}$, $0 \leq t \leq 1$, $y(0) = 0$, with $hmax = 0.25$ and $hmin = 0.02$.
- c. $y' = 1/t(y^2 + y)$, $1 \leq t \leq 3$, $y(1) = -2$, with $hmax = 0.5$ and $hmin = 0.02$.
- d. $y' = t^2$, $0 \leq t \leq 2$, $y(0) = 0$, with $hmax = 0.5$ and $hmin = 0.02$.
3. Use the Runge-Kutta-Fehlberg method with tolerance $TOL = 10^{-6}$, $hmax = 0.5$, and $hmin = 0.05$ to approximate the solutions to the following initial-value problems. Compare the results to the actual values.
- a. $y' = y/t - (y/t)^2$, $1 \leq t \leq 4$, $y(1) = 1$; actual solution $y(t) = t/(1 + \ln t)$.
- b. $y' = 1 + y/t + (y/t)^2$, $1 \leq t \leq 3$, $y(1) = 0$; actual solution $y(t) = t \tan(\ln t)$.
- c. $y' = -(y + 1)(y + 3)$, $0 \leq t \leq 3$, $y(0) = -2$; actual solution $y(t) = -3 + 2(1 + e^{-2t})^{-1}$.
- d. $y' = (t + 2t^3)y^3 - ty$, $0 \leq t \leq 2$, $y(0) = \frac{1}{3}$; actual solution $y(t) = (3 + 2t^2 + 6e^{t^2})^{-1/2}$.
4. The Runge-Kutta-Verner method is based on the formulas

$$w_{i+1} = w_i + \frac{13}{160}k_1 + \frac{2375}{5984}k_3 + \frac{5}{16}k_4 + \frac{12}{85}k_5 + \frac{3}{44}k_6 \quad \text{and}$$

$$\tilde{w}_{i+1} = w_i + \frac{3}{40}k_1 + \frac{875}{2244}k_3 + \frac{23}{72}k_4 + \frac{264}{1955}k_5 + \frac{125}{11592}k_7 + \frac{43}{616}k_8,$$

where

$$k_1 = hf(t_i, w_i),$$

$$k_2 = hf\left(t_i + \frac{h}{6}, w_i + \frac{1}{6}k_1\right),$$

$$k_3 = hf\left(t_i + \frac{4h}{15}, w_i + \frac{4}{75}k_1 + \frac{16}{75}k_2\right),$$

$$k_4 = hf\left(t_i + \frac{2h}{3}, w_i + \frac{5}{6}k_1 - \frac{8}{3}k_2 + \frac{5}{2}k_3\right),$$

$$k_5 = hf\left(t_i + \frac{5h}{6}, w_i - \frac{165}{64}k_1 + \frac{55}{6}k_2 - \frac{425}{64}k_3 + \frac{85}{96}k_4\right),$$

$$k_6 = hf\left(t_i + h, w_i + \frac{12}{5}k_1 - 8k_2 + \frac{4015}{612}k_3 - \frac{11}{36}k_4 + \frac{88}{255}k_5\right),$$

$$k_7 = hf\left(t_i + \frac{h}{15}, w_i - \frac{8263}{15000}k_1 + \frac{124}{75}k_2 - \frac{643}{680}k_3 - \frac{81}{250}k_4 + \frac{2484}{10625}k_5\right),$$

$$k_8 = hf\left(t_i + h, w_i + \frac{3501}{1720}k_1 - \frac{300}{43}k_2 + \frac{297275}{52632}k_3 - \frac{319}{2322}k_4 + \frac{24068}{84065}k_5 + \frac{3850}{26703}k_7\right).$$

The sixth-order method \tilde{w}_{i+1} is used to estimate the error in the fifth-order method w_{i+1} . Construct an algorithm similar to the Runge-Kutta-Fehlberg Algorithm, and repeat Exercise 3 using this new method.

5. In the theory of the spread of contagious disease (see [Ba1] or [Ba2]), a relatively elementary differential equation can be used to predict the number of infective individuals in the population at any time, provided appropriate simplification assumptions are made. In particular, let us assume that all individuals in a fixed population have an equally likely chance of being infected and once infected remain in that state. Suppose $x(t)$ denotes the number of susceptible individuals at time t and $y(t)$ denotes the number of infectives. It is reasonable to assume that the rate at which the number of infectives changes is proportional to the product of $x(t)$ and $y(t)$ since the rate depends on both the number of infectives and the number of susceptibles present at that time. If the population is large enough to assume that $x(t)$ and $y(t)$ are continuous variables, the problem can be expressed

$$y'(t) = kx(t)y(t),$$

where k is a constant and $x(t) + y(t) = m$, the total population. This equation can be rewritten involving only $y(t)$ as

$$y'(t) = k(m - y(t))y(t).$$

- a. Assuming that $m = 100,000$, $y(0) = 1000$, $k = 2 \times 10^{-6}$, and that time is measured in days, find an approximation to the number of infective individuals at the end of 30 days.
- b. The differential equation in part (a) is called a *Bernoulli equation* and it can be transformed into a linear differential equation in $u(t) = (y(t))^{-1}$. Use this technique to find the exact solution to the equation, under the same assumptions as in part (a), and compare the true value of $y(t)$ to the approximation given there. What is $\lim_{t \rightarrow \infty} y(t)$? Does this agree with your intuition?
6. In the previous exercise, all infected individuals remained in the population to spread the disease. A more realistic proposal is to introduce a third variable $z(t)$ to represent the number of individuals who are removed from the affected population at a given time t by isolation, recovery and consequent immunity, or death. This quite naturally complicates the problem, but it can be shown (see [Ba2]) that an approximate solution can be given in the form

$$x(t) = x(0)e^{-(k_1/k_2)z(t)} \quad \text{and} \quad y(t) = m - x(t) - z(t),$$

where k_1 is the infective rate, k_2 is the removal rate, and $z(t)$ is determined from the differential equation

$$z'(t) = k_2 (m - z(t) - x(0)e^{-(k_1/k_2)z(t)}).$$

The authors are not aware of any technique for solving this problem directly, so a numerical procedure must be applied. Find an approximation to $z(30)$, $y(30)$, and $x(30)$, assuming that $m = 100,000$, $x(0) = 99,000$, $k_1 = 2 \times 10^{-6}$, and $k_2 = 10^{-4}$.

5.6 Multistep Methods

The methods discussed to this point in the chapter are called **one-step methods** because the approximation for the mesh point t_{i+1} involves information from only one of the previous mesh points, t_i . Although these methods might use functional evaluation information

at points between t_i and t_{i+1} , they do not retain that information for direct use in future approximations. All the information used by these methods is obtained within the subinterval over which the solution is being approximated.

Since the approximate solution is available at each of the mesh points t_0, t_1, \dots, t_i before the approximation at t_{i+1} is obtained, and because the error $|w_j - y(t_j)|$ tends to increase with j , it seems reasonable to develop methods that use these more accurate previous data when approximating the solution at t_{i+1} .

Methods using the approximation at more than one previous mesh point to determine the approximation at the next point are called *multistep* methods. The precise definition of these methods follows, together with the definition of the two types of multistep methods.

Definition 5.14 An m -step multistep method for solving the initial-value problem

$$y' = f(t, y), \quad a \leq t \leq b, \quad y(a) = \alpha, \quad (5.22)$$

has a difference equation for finding the approximation w_{i+1} at the mesh point t_{i+1} represented by the following equation, where m is an integer greater than 1:

$$\begin{aligned} w_{i+1} = & a_{m-1}w_i + a_{m-2}w_{i-1} + \cdots + a_0w_{i+1-m} \\ & + h[b_m f(t_{i+1}, w_{i+1}) + b_{m-1}f(t_i, w_i) \\ & + \cdots + b_0 f(t_{i+1-m}, w_{i+1-m})], \end{aligned} \quad (5.23)$$

for $i = m - 1, m, \dots, N - 1$, where $h = (b - a)/N$, the a_0, a_1, \dots, a_{m-1} and b_0, b_1, \dots, b_m are constants, and the starting values

$$w_0 = \alpha, \quad w_1 = \alpha_1, \quad w_2 = \alpha_2, \quad \dots, \quad w_{m-1} = \alpha_{m-1}$$

are specified. ■

When $b_m = 0$ the method is called **explicit**, or **open**, since Eq. (5.23) then gives w_{i+1} explicitly in terms of previously determined values. When $b_m \neq 0$ the method is called **implicit**, or **closed**, since w_{i+1} occurs on both sides of Eq. (5.23) and is specified only implicitly.

EXAMPLE 1 The equations

$$\begin{aligned} w_0 = \alpha, \quad w_1 = \alpha_1, \quad w_2 = \alpha_2, \quad w_3 = \alpha_3, \\ w_{i+1} = w_i + \frac{h}{24}[55f(t_i, w_i) - 59f(t_{i-1}, w_{i-1}) + 37f(t_{i-2}, w_{i-2}) - 9f(t_{i-3}, w_{i-3})], \end{aligned} \quad (5.24)$$

for each $i = 3, 4, \dots, N - 1$, define an explicit four-step method known as the **fourth-order Adams-Bashforth technique**. The equations

$$\begin{aligned} w_0 = \alpha, \quad w_1 = \alpha_1, \quad w_2 = \alpha_2, \\ w_{i+1} = w_i + \frac{h}{24}[9f(t_{i+1}, w_{i+1}) + 19f(t_i, w_i) - 5f(t_{i-1}, w_{i-1}) + f(t_{i-2}, w_{i-2})], \end{aligned} \quad (5.25)$$

for each $i = 2, 3, \dots, N - 1$, define an implicit three-step method known as the **fourth-order Adams-Moulton technique**. ■

The starting values in either (5.24) or (5.25) must be specified, generally by assuming $w_0 = \alpha$ and generating the remaining values by either a Runge-Kutta method or some other one-step technique.

To apply an implicit method such as (5.25) directly, we must solve the implicit equation for w_{i+1} . It is not clear that this can be done in general or that a unique solution for w_{i+1} will always be obtained.

To begin the derivation of a multistep method, note that the solution to the initial-value problem (5.22), if integrated over the interval $[t_i, t_{i+1}]$, has the property that

$$y(t_{i+1}) - y(t_i) = \int_{t_i}^{t_{i+1}} y'(t) dt = \int_{t_i}^{t_{i+1}} f(t, y(t)) dt.$$

Consequently,

$$y(t_{i+1}) = y(t_i) + \int_{t_i}^{t_{i+1}} f(t, y(t)) dt. \quad (5.26)$$

Since we cannot integrate $f(t, y(t))$ without knowing $y(t)$, the solution to the problem, we instead integrate an interpolating polynomial $P(t)$ to $f(t, y(t))$ that is determined by some of the previously obtained data points $(t_0, w_0), (t_1, w_1), \dots, (t_i, w_i)$. When we assume, in addition, that $y(t_i) \approx w_i$, Eq. (5.26) becomes

$$y(t_{i+1}) \approx w_i + \int_{t_i}^{t_{i+1}} P(t) dt. \quad (5.27)$$

Although any form of the interpolating polynomial can be used for the derivation, it is most convenient to use the Newton backward-difference formula.

To derive an Adams-Bashforth explicit m -step technique, we form the backward-difference polynomial $P_{m-1}(t)$ through $(t_i, f(t_i, y(t_i))), (t_{i-1}, f(t_{i-1}, y(t_{i-1}))), \dots, (t_{i+1-m}, f(t_{i+1-m}, y(t_{i+1-m})))$. Since $P_{m-1}(t)$ is an interpolatory polynomial of degree $m - 1$, some number ξ_i in (t_{i+1-m}, t_i) exists with

$$f(t, y(t)) = P_{m-1}(t) + \frac{f^{(m)}(\xi_i, y(\xi_i))}{m!} (t - t_i)(t - t_{i-1}) \cdots (t - t_{i+1-m}).$$

Introducing the variable substitution $t = t_i + sh$, with $dt = h ds$ into $P_{m-1}(t)$ and the error term implies that

$$\begin{aligned} \int_{t_i}^{t_{i+1}} f(t, y(t)) dt &= \int_{t_i}^{t_{i+1}} \sum_{k=0}^{m-1} (-1)^k \binom{-s}{k} \nabla^k f(t_i, y(t_i)) dt \\ &\quad + \int_{t_i}^{t_{i+1}} \frac{f^{(m)}(\xi_i, y(\xi_i))}{m!} (t - t_i)(t - t_{i-1}) \cdots (t - t_{i+1-m}) dt \end{aligned}$$

$$\begin{aligned}
&= \sum_{k=0}^{m-1} \nabla^k f(t_i, y(t_i)) h (-1)^k \int_0^1 \binom{-s}{k} ds \\
&\quad + \frac{h^{m+1}}{m!} \int_0^1 s(s+1) \cdots (s+m-1) f^{(m)}(\xi_i, y(\xi_i)) ds.
\end{aligned}$$

The integrals $(-1)^k \int_0^1 \binom{-s}{k} ds$ for various values of k are easily evaluated and are listed in Table 5.10. For example, when $k = 3$,

$$\begin{aligned}
(-1)^3 \int_0^1 \binom{-s}{3} ds &= - \int_0^1 \frac{(-s)(-s-1)(-s-2)}{1 \cdot 2 \cdot 3} ds \\
&= \frac{1}{6} \int_0^1 (s^3 + 3s^2 + 2s) ds \\
&= \frac{1}{6} \left[\frac{s^4}{4} + s^3 + s^2 \right]_0^1 = \frac{1}{6} \left(\frac{9}{4} \right) = \frac{3}{8}.
\end{aligned}$$

Table 5.10

k	0	1	2	3	4	5
$(-1)^k \int_0^1 \binom{-s}{k} ds$	1	$\frac{1}{2}$	$\frac{5}{12}$	$\frac{3}{8}$	$\frac{251}{720}$	$\frac{95}{288}$

As a consequence,

$$\begin{aligned}
\int_{t_i}^{t_{i+1}} f(t, y(t)) dt &= h \left[f(t_i, y(t_i)) + \frac{1}{2} \nabla f(t_i, y(t_i)) + \frac{5}{12} \nabla^2 f(t_i, y(t_i)) + \cdots \right] \\
&\quad + \frac{h^{m+1}}{m!} \int_0^1 s(s+1) \cdots (s+m-1) f^{(m)}(\xi_i, y(\xi_i)) ds. \quad (5.28)
\end{aligned}$$

Since $s(s+1) \cdots (s+m-1)$ does not change sign on $[0, 1]$, the Weighted Mean Value Theorem for Integrals can be used to deduce that for some number μ_i , where $t_{i+1-m} < \mu_i < t_{i+1}$, the error term in Eq. (5.28) becomes

$$\begin{aligned}
&\frac{h^{m+1}}{m!} \int_0^1 s(s+1) \cdots (s+m-1) f^{(m)}(\xi_i, y(\xi_i)) ds \\
&= \frac{h^{m+1} f^{(m)}(\mu_i, y(\mu_i))}{m!} \int_0^1 s(s+1) \cdots (s+m-1) ds
\end{aligned}$$

or

$$h^{m+1} f^{(m)}(\mu_i, y(\mu_i)) (-1)^m \int_0^1 \binom{-s}{m} ds. \quad (5.29)$$

Since $y(t_{i+1}) - y(t_i) = \int_{t_i}^{t_{i+1}} f(t, y(t)) dt$, Eq. (5.26) can be written as

$$\begin{aligned}
y(t_{i+1}) = & y(t_i) + h \left[f(t_i, y(t_i)) + \frac{1}{2} \nabla f(t_i, y(t_i)) + \frac{5}{12} \nabla^2 f(t_i, y(t_i)) + \cdots \right] \\
& + h^{m+1} f^{(m)}(\mu_i, y(\mu_i)) (-1)^m \int_0^1 \binom{-s}{m} ds. \tag{5.30}
\end{aligned}$$

EXAMPLE 2 To derive the three-step Adams-Bashforth technique, consider Eq. (5.30) with $m = 3$:

$$\begin{aligned}
y(t_{i+1}) & \approx y(t_i) + h \left[f(t_i, y(t_i)) + \frac{1}{2} \nabla f(t_i, y(t_i)) + \frac{5}{12} \nabla^2 f(t_i, y(t_i)) \right] \\
& = y(t_i) + h \left\{ f(t_i, y(t_i)) + \frac{1}{2} [f(t_i, y(t_i)) - f(t_{i-1}, y(t_{i-1}))] \right. \\
& \quad \left. + \frac{5}{12} [f(t_i, y(t_i)) - 2f(t_{i-1}, y(t_{i-1})) + f(t_{i-2}, y(t_{i-2}))] \right\} \\
& = y(t_i) + \frac{h}{12} [23f(t_i, y(t_i)) - 16f(t_{i-1}, y(t_{i-1})) + 5f(t_{i-2}, y(t_{i-2}))].
\end{aligned}$$

The three-step Adams-Bashforth method is, consequently,

$$\begin{aligned}
w_0 & = \alpha, \quad w_1 = \alpha_1, \quad w_2 = \alpha_2, \\
w_{i+1} & = w_i + \frac{h}{12} [23f(t_i, w_i) - 16f(t_{i-1}, w_{i-1})] + 5f(t_{i-2}, w_{i-2}),
\end{aligned}$$

for $i = 2, 3, \dots, N - 1$. ■

Multistep methods can also be derived by using Taylor series. An example of the procedure involved is considered in Exercise 10. A derivation using a Lagrange interpolating polynomial is discussed in Exercise 9.

The local truncation error for multistep methods is defined analogously to that of one-step methods. As in the case of one-step methods, the local truncation error provides a measure of how the solution to the differential equation fails to solve the difference equation.

Definition 5.15 If $y(t)$ is the solution to the initial-value problem

$$y' = f(t, y), \quad a \leq t \leq b, \quad y(a) = \alpha,$$

and

$$\begin{aligned}
w_{i+1} = & a_{m-1}w_i + a_{m-2}w_{i-1} + \cdots + a_0w_{i+1-m} \\
& + h[b_m f(t_{i+1}, w_{i+1}) + b_{m-1}f(t_i, w_i) + \cdots + b_0f(t_{i+1-m}, w_{i+1-m})]
\end{aligned}$$

is the $(i + 1)$ st step in a multistep method, the **local truncation error** at this step is

$$\begin{aligned}
\tau_{i+1}(h) = & \frac{y(t_{i+1}) - a_{m-1}y(t_i) - \cdots - a_0y(t_{i+1-m})}{h} \\
& - [b_m f(t_{i+1}, y(t_{i+1})) + \cdots + b_0f(t_{i+1-m}, y(t_{i+1-m}))], \tag{5.31}
\end{aligned}$$

for each $i = m - 1, m, \dots, N - 1$. ■

EXAMPLE 3

To determine the local truncation error for the three-step Adams-Bashforth method derived in Example 2, consider the form of the error given in Eq. (5.29) and the appropriate entry in Table 5.10:

$$h^4 f^{(3)}(\mu_i, y(\mu_i))(-1)^3 \int_0^1 \binom{-s}{3} ds = \frac{3h^4}{8} f^{(3)}(\mu_i, y(\mu_i)).$$

Using the fact that $f^{(3)}(\mu_i, y(\mu_i)) = y^{(4)}(\mu_i)$ and the difference equation derived in Example 2, we have

$$\begin{aligned} \tau_{i+1}(h) &= \frac{y(t_{i+1}) - y(t_i)}{h} - \frac{1}{12}[23f(t_i, y(t_i)) - 16f(t_{i-1}, y(t_{i-1})) + 5f(t_{i-2}, y(t_{i-2}))] \\ &= \frac{1}{h} \left[\frac{3h^4}{8} f^{(3)}(\mu_i, y(\mu_i)) \right] = \frac{3h^3}{8} y^{(4)}(\mu_i), \quad \text{for some } \mu_i \in (t_{i-2}, t_{i+1}). \quad \blacksquare \end{aligned}$$

Some of the explicit multistep methods together with their required starting values and local truncation errors are as follows. The derivation of these techniques is similar to the procedure in Examples 2 and 3.

Adams-Bashforth Two-Step Explicit Method:

$$\begin{aligned} w_0 &= \alpha, & w_1 &= \alpha_1, \\ w_{i+1} &= w_i + \frac{h}{2}[3f(t_i, w_i) - f(t_{i-1}, w_{i-1})], \end{aligned} \quad (5.32)$$

where $i = 1, 2, \dots, N - 1$. The local truncation error is $\tau_{i+1}(h) = \frac{5}{12}y'''(\mu_i)h^2$, for some $\mu_i \in (t_{i-1}, t_{i+1})$.

Adams-Bashforth Three-Step Explicit Method:

$$\begin{aligned} w_0 &= \alpha, & w_1 &= \alpha_1, & w_2 &= \alpha_2, \\ w_{i+1} &= w_i + \frac{h}{12}[23f(t_i, w_i) - 16f(t_{i-1}, w_{i-1}) + 5f(t_{i-2}, w_{i-2})], \end{aligned} \quad (5.33)$$

where $i = 2, 3, \dots, N - 1$. The local truncation error is $\tau_{i+1}(h) = \frac{3}{8}y^{(4)}(\mu_i)h^3$, for some $\mu_i \in (t_{i-2}, t_{i+1})$.

Adams-Bashforth Four-Step Explicit Method:

$$\begin{aligned} w_0 &= \alpha, & w_1 &= \alpha_1, & w_2 &= \alpha_2, & w_3 &= \alpha_3, \\ w_{i+1} &= w_i + \frac{h}{24}[55f(t_i, w_i) - 59f(t_{i-1}, w_{i-1}) + 37f(t_{i-2}, w_{i-2}) - 9f(t_{i-3}, w_{i-3})], \end{aligned} \quad (5.34)$$

where $i = 3, 4, \dots, N - 1$. The local truncation error is $\tau_{i+1}(h) = \frac{251}{720}y^{(5)}(\mu_i)h^4$, for some $\mu_i \in (t_{i-3}, t_{i+1})$.

Adams-Bashforth Five-Step Explicit Method:

$$\begin{aligned}
 w_0 &= \alpha, & w_1 &= \alpha_1, & w_2 &= \alpha_2, & w_3 &= \alpha_3, & w_4 &= \alpha_4, \\
 w_{i+1} &= w_i + \frac{h}{720} [1901 f(t_i, w_i) - 2774 f(t_{i-1}, w_{i-1}) \\
 &\quad + 2616 f(t_{i-2}, w_{i-2}) - 1274 f(t_{i-3}, w_{i-3}) + 251 f(t_{i-4}, w_{i-4})],
 \end{aligned} \tag{5.35}$$

where $i = 4, 5, \dots, N-1$. The local truncation error is $\tau_{i+1}(h) = \frac{95}{288} y^{(6)}(\mu_i) h^5$, for some $\mu_i \in (t_{i-4}, t_{i+1})$.

Implicit methods are derived by using $(t_{i+1}, f(t_{i+1}, y(t_{i+1})))$ as an additional interpolation node in the approximation of the integral

$$\int_{t_i}^{t_{i+1}} f(t, y(t)) dt.$$

Some of the more common implicit methods are as follows.

Adams-Moulton Two-Step Implicit Method:

$$\begin{aligned}
 w_0 &= \alpha, & w_1 &= \alpha_1, \\
 w_{i+1} &= w_i + \frac{h}{12} [5 f(t_{i+1}, w_{i+1}) + 8 f(t_i, w_i) - f(t_{i-1}, w_{i-1})],
 \end{aligned} \tag{5.36}$$

where $i = 1, 2, \dots, N-1$. The local truncation error is $\tau_{i+1}(h) = -\frac{1}{24} y^{(4)}(\mu_i) h^3$, for some $\mu_i \in (t_{i-1}, t_{i+1})$.

Adams-Moulton Three-Step Implicit Method:

$$\begin{aligned}
 w_0 &= \alpha, & w_1 &= \alpha_1, & w_2 &= \alpha_2, \\
 w_{i+1} &= w_i + \frac{h}{24} [9 f(t_{i+1}, w_{i+1}) + 19 f(t_i, w_i) - 5 f(t_{i-1}, w_{i-1}) + f(t_{i-2}, w_{i-2})],
 \end{aligned} \tag{5.37}$$

where $i = 2, 3, \dots, N-1$. The local truncation error is $\tau_{i+1}(h) = -\frac{19}{720} y^{(5)}(\mu_i) h^4$, for some $\mu_i \in (t_{i-2}, t_{i+1})$.

Adams-Moulton Four-Step Implicit Method:

$$\begin{aligned}
 w_0 &= \alpha, & w_1 &= \alpha_1, & w_2 &= \alpha_2, & w_3 &= \alpha_3, \\
 w_{i+1} &= w_i + \frac{h}{720} [251 f(t_{i+1}, w_{i+1}) + 646 f(t_i, w_i) \\
 &\quad - 264 f(t_{i-1}, w_{i-1}) + 106 f(t_{i-2}, w_{i-2}) - 19 f(t_{i-3}, w_{i-3})],
 \end{aligned} \tag{5.38}$$

where $i = 3, 4, \dots, N-1$. The local truncation error is $\tau_{i+1}(h) = -\frac{3}{160} y^{(6)}(\mu_i) h^5$, for some $\mu_i \in (t_{i-3}, t_{i+1})$.

It is interesting to compare an m -step Adams-Bashforth explicit method to an $(m-1)$ -step Adams-Moulton implicit method. Both involve m evaluations of f per step, and both

have the terms $y^{(m+1)}(\mu_i)h^m$ in their local truncation errors. In general, the coefficients of the terms involving f in the local truncation error are smaller for the implicit methods than for the explicit methods. This leads to greater stability and smaller roundoff errors for the implicit methods.

EXAMPLE 4 Consider the initial-value problem

$$y' = y - t^2 + 1, \quad 0 \leq t \leq 2, \quad y(0) = 0.5,$$

and the approximations given by the explicit Adams-Bashforth four-step method and the implicit Adams-Moulton three-step method, both using $h = 0.2$.

The Adams-Bashforth method has the difference equation

$$w_{i+1} = w_i + \frac{h}{24}[55f(t_i, w_i) - 59f(t_{i-1}, w_{i-1}) + 37f(t_{i-2}, w_{i-2}) - 9f(t_{i-3}, w_{i-3})],$$

for $i = 3, 4, \dots, 9$. When simplified using $f(t, y) = y - t^2 + 1$, $h = 0.2$, and $t_i = 0.2i$, it becomes

$$w_{i+1} = \frac{1}{24}[35w_i - 11.8w_{i-1} + 7.4w_{i-2} - 1.8w_{i-3} - 0.192i^2 - 0.192i + 4.736].$$

The Adams-Moulton method has the difference equation

$$w_{i+1} = w_i + \frac{h}{24}[9f(t_{i+1}, w_{i+1}) + 19f(t_i, w_i) - 5f(t_{i-1}, w_{i-1}) + f(t_{i-2}, w_{i-2})],$$

for $i = 2, 3, \dots, 9$. This reduces to

$$w_{i+1} = \frac{1}{24}[1.8w_{i+1} + 27.8w_i - w_{i-1} + 0.2w_{i-2} - 0.192i^2 - 0.192i + 4.736].$$

To use this method explicitly, we solve for w_{i+1} , which gives

$$w_{i+1} = \frac{1}{22.2}[27.8w_i - w_{i-1} + 0.2w_{i-2} - 0.192i^2 - 0.192i + 4.736],$$

for $i = 2, 3, \dots, 9$.

The results in Table 5.11 were obtained using the exact values from $y(t) = (t + 1)^2 - 0.5e^t$ for α , α_1 , α_2 , and α_3 in the explicit Adams-Bashforth case and for α , α_1 , and α_2 in the implicit Adams-Moulton case. ■

In Example 4 the implicit Adams-Moulton method gave better results than the explicit Adams-Bashforth method of the same order. Although this is generally the case, the implicit methods have the inherent weakness of first having to convert the method algebraically to an explicit representation for w_{i+1} . This procedure is not always possible, as can be seen by considering the elementary initial-value problem

$$y' = e^y, \quad 0 \leq t \leq 0.25, \quad y(0) = 1.$$

Table 5.11

t_i	Exact	Adams-Bashforth w_i	Error	Adams-Moulton w_i	Error
0.0	0.5000000				
0.2	0.8292986				
0.4	1.2140877				
0.6	1.6489406			1.6489341	0.0000065
0.8	2.1272295	2.1273124	0.0000828	2.1272136	0.0000160
1.0	2.6408591	2.6410810	0.0002219	2.6408298	0.0000293
1.2	3.1799415	3.1803480	0.0004065	3.1798937	0.0000478
1.4	3.7324000	3.7330601	0.0006601	3.7323270	0.0000731
1.6	4.2834838	4.2844931	0.0010093	4.2833767	0.0001071
1.8	4.8151763	4.8166575	0.0014812	4.8150236	0.0001527
2.0	5.3054720	5.3075838	0.0021119	5.3052587	0.0002132

Since $f(t, y) = e^y$, the three-step Adams-Moulton method has

$$w_{i+1} = w_i + \frac{h}{24}[9e^{w_{i+1}} + 19e^{w_i} - 5e^{w_{i-1}} + e^{w_{i-2}}]$$

as its difference equation, and this equation cannot be solved explicitly for w_{i+1} .

We could use Newton's method or the secant method to approximate w_{i+1} , but this complicates the procedure considerably. In practice, implicit multistep methods are not used as described above. Rather, they are used to improve approximations obtained by explicit methods. The combination of an explicit and implicit technique is called a **predictor-corrector method**. The explicit method predicts an approximation, and the implicit method corrects this prediction.

Consider the following fourth-order method for solving an initial-value problem. The first step is to calculate the starting values w_0, w_1, w_2 , and w_3 for the four-step explicit Adams-Bashforth method. To do this, we use a fourth-order one-step method, the Runge-Kutta method of order four. The next step is to calculate an approximation, $w_4^{(0)}$, to $y(t_4)$ using the explicit Adams-Bashforth method as predictor:

$$w_4^{(0)} = w_3 + \frac{h}{24}[55f(t_3, w_3) - 59f(t_2, w_2) + 37f(t_1, w_1) - 9f(t_0, w_0)].$$

This approximation is improved by inserting $w_4^{(0)}$ in the right side of the three-step implicit Adams-Moulton method and using that method as a corrector. This gives

$$w_4^{(1)} = w_3 + \frac{h}{24}[9f(t_4, w_4^{(0)}) + 19f(t_3, w_3) - 5f(t_2, w_2) + f(t_1, w_1)].$$

The only new function evaluation required in this procedure is $f(t_4, w_4^{(0)})$ in the corrector equation; all the other values of f have been calculated for earlier approximations.

The value $w_4^{(1)}$ is then used as the approximation to $y(t_4)$, and the technique of using the Adams-Bashforth method as a predictor and the Adams-Moulton method as a corrector is repeated to find $w_5^{(0)}$ and $w_5^{(1)}$, the initial and final approximations to $y(t_5)$, etc.

Improved approximations to $y(t_{i+1})$ could be obtained by iterating the Adams-Moulton formula

$$w_{i+1}^{(k+1)} = w_i + \frac{h}{24} [9f(t_{i+1}, w_{i+1}^{(k)}) + 19f(t_i, w_i) - 5f(t_{i-1}, w_{i-1}) + f(t_{i-2}, w_{i-2})].$$

However, $\{w_{i+1}^{(k+1)}\}$ converges to the approximation given by the implicit formula rather than to the solution $y(t_{i+1})$, and it is usually more efficient to use a reduction in the step size if improved accuracy is needed.

Algorithm 5.4 is based on the fourth-order Adams-Bashforth method as predictor and one iteration of the Adams-Moulton method as corrector, with the starting values obtained from the fourth-order Runge-Kutta method.

ALGORITHM

5.4

Adams Fourth-Order Predictor-Corrector

To approximate the solution of the initial-value problem

$$y' = f(t, y), \quad a \leq t \leq b, \quad y(a) = \alpha,$$

at $(N + 1)$ equally spaced numbers in the interval $[a, b]$:

INPUT endpoints a, b ; integer N ; initial condition α .

OUTPUT approximation w to y at the $(N + 1)$ values of t .

Step 1 Set $h = (b - a)/N$;

$$t_0 = a;$$

$$w_0 = \alpha;$$

OUTPUT (t_0, w_0) .

Step 2 For $i = 1, 2, 3$, do Steps 3–5.

(Compute starting values using Runge-Kutta method.)

Step 3 Set $K_1 = hf(t_{i-1}, w_{i-1})$;

$$K_2 = hf(t_{i-1} + h/2, w_{i-1} + K_1/2);$$

$$K_3 = hf(t_{i-1} + h/2, w_{i-1} + K_2/2);$$

$$K_4 = hf(t_{i-1} + h, w_{i-1} + K_3).$$

Step 4 Set $w_i = w_{i-1} + (K_1 + 2K_2 + 2K_3 + K_4)/6$;

$$t_i = a + ih.$$

Step 5 OUTPUT (t_i, w_i) .

Step 6 For $i = 4, \dots, N$ do Steps 7–10.

Step 7 Set $t = a + ih$;

$$w = w_3 + h[55f(t_3, w_3) - 59f(t_2, w_2) + 37f(t_1, w_1) - 9f(t_0, w_0)]/24; \quad (\text{Predict } w_i.)$$

$$w = w_3 + h[9f(t, w) + 19f(t_3, w_3) - 5f(t_2, w_2) + f(t_1, w_1)]/24. \quad (\text{Correct } w_i.)$$

Step 8 OUTPUT (t, w) .

Step 9 For $j = 0, 1, 2$
 set $t_j = t_{j+1}$; (Prepare for next iteration.)
 $w_j = w_{j+1}$.

Step 10 Set $t_3 = t$;
 $w_3 = w$.

Step 11 STOP. ■

EXAMPLE 5 Table 5.12 lists the results obtained by using Algorithm 5.4 for the initial-value problem

$$y' = y - t^2 + 1, \quad 0 \leq t \leq 2, \quad y(0) = 0.5,$$

with $N = 10$. The results here are more accurate than those in Example 4, which used only the corrector (that is, the implicit Adams-Moulton method), but this is not always the case. ■

Table 5.12

t_i	$y_i = y(t_i)$	w_i	Error $ y_i - w_i $
0.0	0.5000000	0.5000000	0
0.2	0.8292986	0.8292933	0.0000053
0.4	1.2140877	1.2140762	0.0000114
0.6	1.6489406	1.6489220	0.0000186
0.8	2.1272295	2.1272056	0.0000239
1.0	2.6408591	2.6408286	0.0000305
1.2	3.1799415	3.1799026	0.0000389
1.4	3.7324000	3.7323505	0.0000495
1.6	4.2834838	4.2834208	0.0000630
1.8	4.8151763	4.8150964	0.0000799
2.0	5.3054720	5.3053707	0.0001013

Other multistep methods can be derived using integration of interpolating polynomials over intervals of the form $[t_j, t_{i+1}]$, for $j \leq i - 1$, to obtain an approximation to $y(t_{i+1})$. When an interpolating polynomial is integrated over $[t_{i-3}, t_{i+1}]$, the result is the explicit **Milne's method**:

$$w_{i+1} = w_{i-3} + \frac{4h}{3}[2f(t_i, w_i) - f(t_{i-1}, w_{i-1}) + 2f(t_{i-2}, w_{i-2})],$$

which has local truncation error $\frac{14}{45}h^4 y^{(5)}(\xi_i)$, for some $\xi_i \in (t_{i-3}, t_{i+1})$.

This method is occasionally used as a predictor for the implicit **Simpson's method**,

$$w_{i+1} = w_{i-1} + \frac{h}{3}[f(t_{i+1}, w_{i+1}) + 4f(t_i, w_i) + f(t_{i-1}, w_{i-1})],$$

which has local truncation error $-(h^4/90)y^{(5)}(\xi_i)$, for some $\xi_i \in (t_{i-1}, t_{i+1})$, and is obtained by integrating an interpolating polynomial over $[t_{i-1}, t_{i+1}]$.

The local truncation error involved with a predictor-corrector method of the Milne-Simpson type is generally smaller than that of the Adams-Bashforth-Moulton method. But the technique has limited use because of roundoff error problems, which do not occur with the Adams procedure. Elaboration on this difficulty is given in Section 5.10.

EXERCISE SET 5.6

- Use all the Adams-Bashforth methods to approximate the solutions to the following initial-value problems. In each case use exact starting values, and compare the results to the actual values.
 - $y' = te^{3t} - 2y$, $0 \leq t \leq 1$, $y(0) = 0$, with $h = 0.2$; actual solution $y(t) = \frac{1}{5}te^{3t} - \frac{1}{25}e^{3t} + \frac{1}{25}e^{-2t}$.
 - $y' = 1 + (t-y)^2$, $2 \leq t \leq 3$, $y(2) = 1$, with $h = 0.2$; actual solution $y(t) = t + \frac{1}{1-t}$.
 - $y' = 1 + y/t$, $1 \leq t \leq 2$, $y(1) = 2$, with $h = 0.2$; actual solution $y(t) = t \ln t + 2t$.
 - $y' = \cos 2t + \sin 3t$, $0 \leq t \leq 1$, $y(0) = 1$, with $h = 0.2$; actual solution $y(t) = \frac{1}{2} \sin 2t - \frac{1}{3} \cos 3t + \frac{4}{3}$.
- Use all the Adams-Moulton methods to approximate the solutions to the Exercises 1(a), 1(c), and 1(d). In each case use exact starting values, and explicitly solve for w_{i+1} . Compare the results to the actual values.
- Use each of the Adams-Bashforth methods to approximate the solutions to the following initial-value problems. In each case use starting values obtained from the Runge-Kutta method of order four. Compare the results to the actual values.
 - $y' = y/t - (y/t)^2$, $1 \leq t \leq 2$, $y(1) = 1$, with $h = 0.1$; actual solution $y(t) = \frac{t}{1+\ln t}$.
 - $y' = 1 + y/t + (y/t)^2$, $1 \leq t \leq 3$, $y(1) = 0$, with $h = 0.2$; actual solution $y(t) = t \tan(\ln t)$.
 - $y' = -(y+1)(y+3)$, $0 \leq t \leq 2$, $y(0) = -2$, with $h = 0.1$; actual solution $y(t) = -3 + 2/(1 + e^{-2t})$.
 - $y' = -5y + 5t^2 + 2t$, $0 \leq t \leq 1$, $y(0) = 1/3$, with $h = 0.1$; actual solution $y(t) = t^2 + \frac{1}{3}e^{-5t}$.
- Use Algorithm 5.4 to approximate the solutions to the initial-value problems in Exercise 1.
- Use Algorithm 5.4 to approximate the solutions to the initial-value problems in Exercise 3.
- Change Algorithm 5.4 so that the corrector can be iterated for a given number p iterations. Repeat Exercise 5 with $p = 2, 3$, and 4 iterations. Which choice of p gives the best answer for each initial-value problem?
- The initial-value problem

$$y' = e^y, \quad 0 \leq t \leq 0.20, \quad y(0) = 1$$

has solution

$$y(t) = 1 - \ln(1 - et).$$

Applying the three-step Adams-Moulton method to this problem is equivalent to finding the fixed point w_{i+1} of

$$g(w) = w_i + \frac{h}{24}[9e^w + 19e^{w_i} - 5e^{w_{i-1}} + e^{w_{i-2}}].$$

- a. With $h = 0.01$, obtain w_{i+1} by functional iteration for $i = 2, \dots, 19$ using exact starting values w_0, w_1 , and w_2 . At each step use w_i to initially approximate w_{i+1} .
- b. Will Newton's method speed the convergence over functional iteration?
8. Use the Milne-Simpson Predictor-Corrector method to approximate the solutions to the initial-value problems in Exercise 3.
9. a. Derive Eq. (5.32) by using the Lagrange form of the interpolating polynomial.
b. Derive Eq. (5.34) by using Newton's backward-difference form of the interpolating polynomial.
10. Derive Eq. (5.33) by the following method. Set

$$y(t_{i+1}) = y(t_i) + ahf(t_i, y(t_i)) + bhf(t_{i-1}, y(t_{i-1})) + chf(t_{i-2}, y(t_{i-2})).$$

Expand $y(t_{i+1})$, $f(t_{i-2}, y(t_{i-2}))$, and $f(t_{i-1}, y(t_{i-1}))$ in Taylor series about $(t_i, y(t_i))$, and equate the coefficients of h , h^2 and h^3 to obtain a , b , and c .

11. Derive Eq. (5.36) and its local truncation error by using an appropriate form of an interpolating polynomial.
12. Derive Simpson's method by applying Simpson's rule to the integral

$$y(t_{i+1}) - y(t_{i-1}) = \int_{t_{i-1}}^{t_{i+1}} f(t, y(t)) dt.$$

13. Derive Milne's method by applying the open Newton-Cotes formula (4.29) to the integral

$$y(t_{i+1}) - y(t_{i-3}) = \int_{t_{i-3}}^{t_{i+1}} f(t, y(t)) dt.$$

14. Verify the entries in Table 5.10.

5.7 Variable Step-Size Multistep Methods

The Runge-Kutta-Fehlberg method is used for error control because at each step it provides, at little additional cost, *two* approximations that can be compared and related to the local error. Predictor-corrector techniques always generate two approximations at each step, so they are natural candidates for error-control adaptation.

To demonstrate the error-control procedure, we will construct a variable step-size predictor-corrector method using the four-step explicit Adams-Bashforth method as predictor and the three-step implicit Adams-Moulton method as corrector.

The Adams-Bashforth four-step method comes from the relation

$$y(t_{i+1}) = y(t_i) + \frac{h}{24} [55f(t_i, y(t_i)) - 59f(t_{i-1}, y(t_{i-1})) \\ + 37f(t_{i-2}, y(t_{i-2})) - 9f(t_{i-3}, y(t_{i-3}))] + \frac{251}{720} y^{(5)}(\hat{\mu}_i) h^5,$$

for some $\hat{\mu}_i \in (t_{i-3}, t_{i+1})$. The assumption that the approximations w_0, w_1, \dots, w_i are all exact implies that the Adams-Bashforth truncation error is

$$\frac{y(t_{i+1}) - w_{i+1}^{(0)}}{h} = \frac{251}{720} y^{(5)}(\hat{\mu}_i) h^4. \quad (5.39)$$

A similar analysis of the Adams-Moulton three-step method, which comes from

$$y(t_{i+1}) = y(t_i) + \frac{h}{24} [9f(t_{i+1}, y(t_{i+1})) + 19f(t_i, y(t_i)) - 5f(t_{i-1}, y(t_{i-1})) \\ + f(t_{i-2}, y(t_{i-2}))] - \frac{19}{720} y^{(5)}(\tilde{\mu}_i) h^4,$$

for some $\tilde{\mu}_i \in (t_{i-2}, t_{i+1})$, leads to the local truncation error

$$\frac{y(t_{i+1}) - w_{i+1}}{h} = -\frac{19}{720} y^{(5)}(\tilde{\mu}_i) h^4. \quad (5.40)$$

To proceed further, we must make the assumption that for small values of h ,

$$y^{(5)}(\hat{\mu}_i) \approx y^{(5)}(\tilde{\mu}_i).$$

The effectiveness of the error-control technique depends directly on this assumption.

If we subtract Eq. (5.40) from Eq. (5.39), we have

$$\frac{w_{i+1} - w_{i+1}^{(0)}}{h} = \frac{h^4}{720} [251y^{(5)}(\hat{\mu}_i) + 19y^{(5)}(\tilde{\mu}_i)] \approx \frac{3}{8} h^4 y^{(5)}(\tilde{\mu}_i),$$

so

$$y^{(5)}(\tilde{\mu}_i) \approx \frac{8}{3h^5} (w_{i+1} - w_{i+1}^{(0)}). \quad (5.41)$$

Using this result to eliminate the term involving $h^4 y^{(5)}(\tilde{\mu}_i)$ from (5.40) gives the approximation to the Adams-Moulton local truncation error

$$|\tau_{i+1}(h)| = \frac{|y(t_{i+1}) - w_{i+1}|}{h} \approx \frac{19h^4}{720} \cdot \frac{8}{3h^5} |w_{i+1} - w_{i+1}^{(0)}| = \frac{19|w_{i+1} - w_{i+1}^{(0)}|}{270h}.$$

Suppose we now reconsider (5.40) with a new step size qh generating new approximations $\hat{w}_{i+1}^{(0)}$ and \hat{w}_{i+1} . The object is to choose q so that the local truncation error given in (5.40) is bounded by a prescribed tolerance ε . If we assume that the value $y^{(5)}(\mu)$ in (5.40) associated with qh is also approximated using (5.41), then

$$\frac{|y(t_i + qh) - \hat{w}_{i+1}|}{qh} = \frac{19q^4 h^4}{720} |y^{(5)}(\mu)| \approx \frac{19q^4 h^4}{720} \left[\frac{8}{3h^5} |w_{i+1} - w_{i+1}^{(0)}| \right],$$

and we need to choose q so that

$$\frac{|y(t_i + qh) - \hat{w}_{i+1}|}{qh} \approx \frac{19q^4}{270} \frac{|w_{i+1} - w_{i+1}^{(0)}|}{h} < \varepsilon.$$

That is, we choose q so that

$$q < \left(\frac{270}{19} \frac{h\varepsilon}{|w_{i+1} - w_{i+1}^{(0)}|} \right)^{1/4} \approx 2 \left(\frac{h\varepsilon}{|w_{i+1} - w_{i+1}^{(0)}|} \right)^{1/4}.$$

A number of approximation assumptions have been made in this development, so in practice q is chosen conservatively, usually as

$$q = 1.5 \left(\frac{h\varepsilon}{|w_{i+1} - w_{i+1}^{(0)}|} \right)^{1/4}.$$

A change in step size for a multistep method is more costly in terms of function evaluations than for a one-step method, since new, equally-spaced starting values must be computed. As a consequence, it is common practice to ignore the step-size change whenever the local truncation error is between $\varepsilon/10$ and ε , that is, when

$$\frac{\varepsilon}{10} < |\tau_{i+1}(h)| = \frac{|y(t_{i+1}) - w_{i+1}|}{h} \approx \frac{19|w_{i+1} - w_{i+1}^{(0)}|}{270h} < \varepsilon.$$

In addition, q is given an upper bound to ensure that a single unusually accurate approximation does not result in too large a step size. Algorithm 5.5 incorporates this safeguard with an upper bound of 4.

Remember that since the multistep methods require equal step sizes for the starting values, any change in step size necessitates recalculating new starting values at that point. In Algorithm 5.5 this is done by calling a Runge-Kutta subalgorithm (Algorithm 5.2).

**ALGORITHM
5.5**

Adams Variable Step-Size Predictor-Corrector

To approximate the solution of the initial-value problem

$$y' = f(t, y), \quad a \leq t \leq b, \quad y(a) = \alpha$$

with local truncation error within a given tolerance:

INPUT endpoints a, b ; initial condition α ; tolerance TOL ; maximum step size $hmax$; minimum step size $hmin$.

OUTPUT i, t_i, w_i, h where at the i th step w_i approximates $y(t_i)$ and the step size h was used, or a message that the minimum step size was exceeded.

Step 1 Set up a subalgorithm for the Runge-Kutta fourth-order method to be called $RK4(h, v_0, x_0, v_1, x_1, v_2, x_2, v_3, x_3)$ that accepts as input a step size h and starting values $v_0 \approx y(x_0)$ and returns $\{(x_j, v_j) \mid j = 1, 2, 3\}$ defined by the following:

for $j = 1, 2, 3$

set $K_1 = hf(x_{j-1}, v_{j-1})$;

$K_2 = hf(x_{j-1} + h/2, v_{j-1} + K_1/2)$

$K_3 = hf(x_{j-1} + h/2, v_{j-1} + K_2/2)$

$K_4 = hf(x_{j-1} + h, v_{j-1} + K_3)$

$v_j = v_{j-1} + (K_1 + 2K_2 + 2K_3 + K_4)/6$;

$x_j = x_0 + jh$.

Step 2 Set $t_0 = a$;

$w_0 = \alpha$;

$h = hmax;$
 $FLAG = 1;$ (*FLAG will be used to exit the loop in Step 4.*)
 $LAST = 0;$ (*LAST will indicate when the last value is calculated.*)
 OUTPUT (t_0, w_0).

Step 3 Call $RK4(h, w_0, t_0, w_1, t_1, w_2, t_2, w_3, t_3);$
 Set $NFLAG = 1;$ (*Indicates computation from RK4.*)
 $i = 4;$
 $t = t_3 + h.$

Step 4 While ($FLAG = 1$) do Steps 5–20.

Step 5 Set $WP = w_{i-1} + \frac{h}{24}[55f(t_{i-1}, w_{i-1}) - 59f(t_{i-2}, w_{i-2})$
 $+ 37f(t_{i-3}, w_{i-3}) - 9f(t_{i-4}, w_{i-4})];$ (*Predict w_i .*)
 $WC = w_{i-1} + \frac{h}{24}[9f(t, WP) + 19f(t_{i-1}, w_{i-1})$
 $- 5f(t_{i-2}, w_{i-2}) + f(t_{i-3}, w_{i-3})];$ (*Correct w_i .*)
 $\sigma = 19|WC - WP|/(270h).$

Step 6 If $\sigma \leq TOL$ then do Steps 7–16 (*Result accepted.*)
 else do Steps 17–19. (*Result rejected.*)

Step 7 Set $w_i = WC;$ (*Result accepted.*)
 $t_i = t.$

Step 8 If $NFLAG = 1$ then for $j = i - 3, i - 2, i - 1, i$
 OUTPUT (j, t_j, w_j, h);
 (*Previous results also accepted.*)
 else OUTPUT (i, t_i, w_i, h).
 (*Previous results already accepted.*)

Step 9 If $LAST = 1$ then set $FLAG = 0$ (*Next step is 20.*)
 else do Steps 10–16.

Step 10 Set $i = i + 1;$
 $NFLAG = 0.$

Step 11 If $\sigma \leq 0.1 TOL$ or $t_{i-1} + h > b$ then do Steps 12–16.
 (*Increase h if it is more accurate than required or decrease h to include b as a mesh point.*)

Step 12 Set $q = (TOL/(2\sigma))^{1/4}.$

Step 13 If $q > 4$ then set $h = 4h$
 else set $h = qh.$

Step 14 If $h > hmax$ then set $h = hmax.$

Step 15 If $t_{i-1} + 4h > b$ then
 set $h = (b - t_{i-1})/4;$
 $LAST = 1.$

Step 16 Call $RK4(h, w_{i-1}, t_{i-1}, w_i, t_i, w_{i+1}, t_{i+1}, w_{i+2}, t_{i+2})$;
 Set $NFLAG = 1$;
 $i = i + 3$. (True branch completed. Next step is 20.)

Step 17 Set $q = (TOL/(2\sigma))^{1/4}$. (False branch from Step 6: Result rejected.)

Step 18 If $q < 0.1$ then set $h = 0.1h$
 else set $h = qh$.

Step 19 If $h < hmin$ then set $FLAG = 0$;
 OUTPUT ('hmin exceeded')
 else
 if $NFLAG = 1$ then set $i = i - 3$;
 (Previous results also rejected.)
 Call $RK4(h, w_{i-1}, t_{i-1}, w_i, t_i, w_{i+1}, t_{i+1}, w_{i+2}, t_{i+2})$;
 set $i = i + 3$;
 $NFLAG = 1$.

Step 20 Set $t = t_{i-1} + h$.

Step 21 STOP. ■

EXAMPLE 1

Table 5.13 lists the results obtained using Algorithm 5.5 to find approximations to the solution of the initial-value problem

$$y' = y - t^2 + 1, \quad 0 \leq t \leq 2, \quad y(0) = 0.5,$$

Table 5.13

t_i	$y(t_i)$	w_i	h_i	σ_i	$ y(t_i) - w_i $
0	0.5	0.5			
0.1257017	0.7002323	0.7002318	0.1257017	4.051×10^{-6}	0.0000005
0.2514033	0.9230960	0.9230949	0.1257017	4.051×10^{-6}	0.0000011
0.3771050	1.1673894	1.1673877	0.1257017	4.051×10^{-6}	0.0000017
0.5028066	1.4317502	1.4317480	0.1257017	4.051×10^{-6}	0.0000022
0.6285083	1.7146334	1.7146306	0.1257017	4.610×10^{-6}	0.0000028
0.7542100	2.0142869	2.0142834	0.1257017	5.210×10^{-6}	0.0000035
0.8799116	2.3287244	2.3287200	0.1257017	5.913×10^{-6}	0.0000043
1.0056133	2.6556930	2.6556877	0.1257017	6.706×10^{-6}	0.0000054
1.1313149	2.9926385	2.9926319	0.1257017	7.604×10^{-6}	0.0000066
1.2570166	3.3366642	3.3366562	0.1257017	8.622×10^{-6}	0.0000080
1.3827183	3.6844857	3.6844761	0.1257017	9.777×10^{-6}	0.0000097
1.4857283	3.9697541	3.9697433	0.1030100	7.029×10^{-6}	0.0000108
1.5887383	4.2527830	4.2527711	0.1030100	7.029×10^{-6}	0.0000120
1.6917483	4.5310269	4.5310137	0.1030100	7.029×10^{-6}	0.0000133
1.7947583	4.8016639	4.8016488	0.1030100	7.029×10^{-6}	0.0000151
1.8977683	5.0615660	5.0615488	0.1030100	7.760×10^{-6}	0.0000172
1.9233262	5.1239941	5.1239764	0.0255579	3.918×10^{-8}	0.0000177
1.9488841	5.1854932	5.1854751	0.0255579	3.918×10^{-8}	0.0000181
1.9744421	5.2460056	5.2459870	0.0255579	3.918×10^{-8}	0.0000186
2.0000000	5.3054720	5.3054529	0.0255579	3.918×10^{-8}	0.0000191

which has solution $y(t) = (t + 1)^2 - 0.5e^t$. Included in the input is the tolerance $TOL = 10^{-5}$, maximum step size $hmax = 0.25$, and minimum step size $hmin = 0.01$. ■

EXERCISE SET 5.7

- Use the Adams Variable Step-Size Predictor-Corrector Algorithm with tolerance $TOL = 10^{-4}$, $hmax = 0.25$, and $hmin = 0.025$ to approximate the solutions to the given initial-value problems. Compare the results to the actual values.
 - $y' = te^{3t} - 2y$, $0 \leq t \leq 1$, $y(0) = 0$; actual solution $y(t) = \frac{1}{5}te^{3t} - \frac{1}{25}e^{3t} + \frac{1}{25}e^{-2t}$.
 - $y' = 1 + (t - y)^2$, $2 \leq t \leq 3$, $y(2) = 1$; actual solution $y(t) = t + 1/(1 - t)$.
 - $y' = 1 + y/t$, $1 \leq t \leq 2$, $y(1) = 2$; actual solution $y(t) = t \ln t + 2t$.
 - $y' = \cos 2t + \sin 3t$, $0 \leq t \leq 1$, $y(0) = 1$; actual solution $y(t) = \frac{1}{2} \sin 2t - \frac{1}{3} \cos 3t + \frac{4}{3}$.
- Use the Adams Variable Step-Size Predictor-Corrector Algorithm with $TOL = 10^{-4}$ to approximate the solutions to the following initial-value problems:
 - $y' = (y/t)^2 + y/t$, $1 \leq t \leq 1.2$, $y(1) = 1$, with $hmax = 0.05$ and $hmin = 0.01$.
 - $y' = \sin t + e^{-t}$, $0 \leq t \leq 1$, $y(0) = 0$, with $hmax = 0.2$ and $hmin = 0.01$.
 - $y' = (1/t)(y^2 + y)$, $1 \leq t \leq 3$, $y(1) = -2$, with $hmax = 0.4$ and $hmin = 0.01$.
 - $y' = -ty + 4t/y$, $0 \leq t \leq 1$, $y(0) = 1$, with $hmax = 0.2$ and $hmin = 0.01$.
- Use the Adams Variable Step-Size Predictor-Corrector Algorithm with tolerance $TOL = 10^{-6}$, $hmax = 0.5$, and $hmin = 0.02$ to approximate the solutions to the given initial-value problems. Compare the results to the actual values.
 - $y' = y/t - (y/t)^2$, $1 \leq t \leq 4$, $y(1) = 1$; actual solution $y(t) = t/(1 + \ln t)$.
 - $y' = 1 + y/t + (y/t)^2$, $1 \leq t \leq 3$, $y(1) = 0$; actual solution $y(t) = t \tan(\ln t)$.
 - $y' = -(y + 1)(y + 3)$, $0 \leq t \leq 3$, $y(0) = -2$; actual solution $y(t) = -3 + 2(1 + e^{-2t})^{-1}$.
 - $y' = (t + 2t^3)y^3 - ty$, $0 \leq t \leq 2$, $y(0) = \frac{1}{3}$; actual solution $y(t) = (3 + 2t^2 + 6e^{t^2})^{-1/2}$.
- Construct an Adams Variable Step-Size Predictor-Corrector Algorithm based on the Adams-Bashforth five-step method and the Adams-Moulton four-step method. Repeat Exercise 3 using this new method.
- An electrical circuit consists of a capacitor of constant capacitance $C = 1.1$ farads in series with a resistor of constant resistance $R_0 = 2.1$ ohms. A voltage $\mathcal{E}(t) = 110 \sin t$ is applied at time $t = 0$. When the resistor heats up, the resistance becomes a function of the current i ,

$$R(t) = R_0 + ki, \quad \text{where } k = 0.9,$$

and the differential equation for $i(t)$ becomes

$$\left(1 + \frac{2k}{R_0}i\right) \frac{di}{dt} + \frac{1}{R_0 C}i = \frac{1}{R_0 C} \frac{d\mathcal{E}}{dt}.$$

Find $i(2)$, assuming that $i(0) = 0$.

5.8 Extrapolation Methods

Extrapolation was used in Section 4.5 for the approximation of definite integrals, where we found that by correctly averaging relatively inaccurate trapezoidal approximations we could produce new approximations that are exceedingly accurate. In this section we will apply extrapolation to increase the accuracy of approximations to the solution of initial-value problems. As we have previously seen, the original approximations must have an error expansion of a specific form for the procedure to be successful.

To apply extrapolation to solve initial-value problems, we use a technique based on the Midpoint method:

$$w_{i+1} = w_{i-1} + 2hf(t_i, w_i), \quad \text{for } i \geq 1. \quad (5.42)$$

This technique requires two starting values since both w_0 and w_1 are needed before the first midpoint approximation, w_2 , can be determined. As usual, one is the initial condition for $w_0 = y(a) = \alpha$. To determine the second starting value, w_1 , we apply Euler's method. Subsequent approximations are obtained from (5.42). After a series of approximations of this type are generated ending at a value t , an endpoint correction is performed that involves the final two midpoint approximations. This produces an approximation $w(t, h)$ to $y(t)$ that has the form

$$y(t) = w(t, h) + \sum_{k=1}^{\infty} \delta_k h^{2k}, \quad (5.43)$$

where the δ_k are constants related to the derivatives of the solution $y(t)$. The important point is that the δ_k do not depend on the step size h . The details of this procedure can be found in the paper by Gragg [Gr].

To illustrate the extrapolation technique for solving

$$y'(t) = f(t, y), \quad a \leq t \leq b, \quad y(a) = \alpha,$$

let us assume that we have a fixed step size h and that we wish to approximate $y(t_1) = y(a + h)$.

For the first extrapolation step we let $h_0 = h/2$ and use Euler's method with $w_0 = \alpha$ to approximate $y(a + h_0) = y(a + h/2)$ as

$$w_1 = w_0 + h_0 f(a, w_0).$$

We then apply the Midpoint method with $t_{i-1} = a$ and $t_i = a + h_0 = a + h/2$ to produce a first approximation to $y(a + h) = y(a + 2h_0)$,

$$w_2 = w_0 + 2h_0 f(a + h_0, w_1).$$

The endpoint correction is applied to obtain the final approximation to $y(a + h)$ for the step size h_0 . This results in the $O(h_0^2)$ approximation to $y(t_1)$

$$y_{1,1} = \frac{1}{2}[w_2 + w_1 + h_0 f(a + 2h_0, w_2)].$$

We save the approximation $y_{1,1}$ and discard the intermediate results w_1 and w_2 .

To obtain the next approximation, $y_{2,1}$, to $y(t_1)$, we let $h_1 = h/4$ and use Euler's method with $w_0 = \alpha$ to obtain an approximation to $y(a + h_1) = y(a + h/4)$ that we will call w_1 :

$$w_1 = w_0 + h_1 f(a, w_0).$$

Next we produce approximations w_2 to $y(a + 2h_1) = y(a + h/2)$ and w_3 to $y(a + 3h_1) = y(a + 3h/4)$ given by

$$w_2 = w_0 + 2h_1 f(a + h_1, w_1) \quad \text{and} \quad w_3 = w_1 + 2h_1 f(a + 2h_1, w_2).$$

Then we produce the approximation w_4 to $y(a + 4h_1) = y(t_1)$ given by

$$w_4 = w_2 + 2h_1 f(a + 3h_1, w_3).$$

The endpoint correction is now applied to w_3 and w_4 to produce the improved $O(h_1^2)$ approximation to $y(t_1)$,

$$y_{2,1} = \frac{1}{2}[w_4 + w_3 + h_1 f(a + 4h_1, w_4)].$$

Because of the form of the error given in (5.43), the two approximations to $y(a + h)$ have the property that

$$y(a + h) = y_{1,1} + \delta_1 \left(\frac{h}{2}\right)^2 + \delta_2 \left(\frac{h}{2}\right)^4 + \cdots = y_{1,1} + \delta_1 \frac{h^2}{4} + \delta_2 \frac{h^4}{16} + \cdots,$$

and

$$y(a + h) = y_{2,1} + \delta_1 \left(\frac{h}{4}\right)^2 + \delta_2 \left(\frac{h}{4}\right)^4 + \cdots = y_{2,1} + \delta_1 \frac{h^2}{16} + \delta_2 \frac{h^4}{256} + \cdots.$$

We can eliminate the $O(h^2)$ portion of this truncation error by averaging these two formulas appropriately. Specifically, if we subtract the first formula from 4 times the second and divide the result by 3, we have

$$y(a + h) = y_{2,1} + \frac{1}{3}(y_{2,1} - y_{1,1}) - \delta_2 \frac{h^4}{64} + \cdots.$$

So the approximation

$$y_{2,2} = y_{2,1} + \frac{1}{3}(y_{2,1} - y_{1,1})$$

has error of order $O(h^4)$.

Continuing in this manner, we next let $h_2 = h/6$ and apply Euler's method once followed by the Midpoint method five times. Then we use the endpoint correction to determine the h^2 approximation, $y_{3,1}$, to $y(a + h)$. This approximation can be averaged with $y_{2,1}$ to produce a second $O(h^4)$ approximation that we denote $y_{3,2}$. Then $y_{3,2}$ and $y_{2,2}$ are averaged to eliminate the $O(h^4)$ error terms and produce an approximation with error of order $O(h^6)$. Higher-order formulas are generated by continuing the process.

The only significant difference between the extrapolation performed here and that used for Romberg integration in Section 4.5 results from the way the subdivisions are chosen. In

Romberg integration there is a convenient formula for representing the Composite Trapezoidal rule approximations that uses consecutive divisions of the step size by the integers 1, 2, 4, 8, 16, 32, 64, . . . This procedure permits the averaging process to proceed in an easily followed manner.

We do not have a means for easily producing refined approximations for initial-value problems, so the divisions for the extrapolation technique are chosen to minimize the number of required function evaluations. The averaging procedure arising from this choice of subdivision, shown in Table 5.14, is not as elementary, but, other than that, the process is the same as that used for Romberg integration.

Table 5.14

$$\begin{array}{lll}
 y_{1,1} = w(t, h_0) & & \\
 y_{2,1} = w(t, h_1) & y_{2,2} = y_{2,1} + \frac{h_1^2}{h_0^2 - h_1^2} (y_{2,1} - y_{1,1}) & \\
 y_{3,1} = w(t, h_2) & y_{3,2} = y_{3,1} + \frac{h_2^2}{h_1^2 - h_2^2} (y_{3,1} - y_{2,1}) & y_{3,3} = y_{3,2} + \frac{h_2^2}{h_0^2 - h_2^2} (y_{3,2} - y_{2,2})
 \end{array}$$

Algorithm 5.6 uses the extrapolation technique with the sequence of integers

$$q_0 = 2, \quad q_1 = 4, \quad q_2 = 6, \quad q_3 = 8, \quad q_4 = 12, \quad q_5 = 16, \quad q_6 = 24, \quad \text{and} \quad q_7 = 32.$$

A basic step size h is selected, and the method progresses by using $h_i = h/q_i$, for each $i = 0, \dots, 7$, to approximate $y(t+h)$. The error is controlled by requiring that the approximations $y_{1,1}, y_{2,2}, \dots$ be computed until $|y_{i,i} - y_{i-1,i-1}|$ is less than a given tolerance. If the tolerance is not achieved by $i = 8$, then h is reduced, and the process is reapplied. Minimum and maximum values of h , $hmin$, and $hmax$, respectively, are specified to ensure control of the method. If $y_{i,i}$ is found to be acceptable, then w_1 is set to $y_{i,i}$ and computations begin again to determine w_2 , which will approximate $y(t_2) = y(a+2h)$. The process is repeated until the approximation w_N to $y(b)$ is determined.

ALGORITHM**5.6****Extrapolation**

To approximate the solution of the initial-value problem

$$y' = f(t, y), \quad a \leq t \leq b, \quad y(a) = \alpha,$$

with local truncation error within a given tolerance:

INPUT endpoints a, b ; initial condition α ; tolerance TOL ; maximum step size $hmax$; minimum step size $hmin$.

OUTPUT T, W, h where W approximates $y(t)$ and step size h was used, or a message that minimum step size was exceeded.

Step 1 Initialize the array $NK = (2, 4, 6, 8, 12, 16, 24, 32)$.

Step 2 Set $TO = a$;
 $WO = \alpha$;
 $h = hmax$;
 $FLAG = 1$. ($FLAG$ is used to exit the loop in Step 4.)

Step 3 For $i = 1, 2, \dots, 7$

for $j = 1, \dots, i$

set $Q_{i,j} = (NK_{i+1}/NK_j)^2$. (Note: $Q_{i,j} = h_j^2/h_{i+1}^2$.)

Step 4 While ($FLAG = 1$) do Steps 5–20.

Step 5 Set $k = 1$;

$NFLAG = 0$. (When desired accuracy is achieved, $NFLAG$ is set to 1.)

Step 6 While ($k \leq 8$ and $NFLAG = 0$) do Steps 7–14.

Step 7 Set $HK = h/NK_k$;

$T = TO$;

$W2 = WO$;

$W3 = W2 + HK \cdot f(T, W2)$; (Euler's first step.)

$T = TO + HK$.

Step 8 For $j = 1, \dots, NK_k - 1$

set $W1 = W2$;

$W2 = W3$;

$W3 = W1 + 2HK \cdot f(T, W2)$; (Midpoint method.)

$T = TO + (j + 1) \cdot HK$.

Step 9 Set $y_k = [W3 + W2 + HK \cdot f(T, W3)]/2$.

(End-point correction to compute $y_{k,1}$.)

Step 10 If $k \geq 2$ then do Steps 11–13.

(Note: $y_{k-1} \equiv y_{k-1,1}$, $y_{k-2} \equiv y_{k-2,2}$, \dots , $y_1 \equiv y_{k-1,k-1}$ since only the previous row of the table is saved.)

Step 11 Set $j = k$;

$v = y_1$. (Save $y_{k-1,k-1}$.)

Step 12 While ($j \geq 2$) do

set $y_{j-1} = y_j + \frac{y_j - y_{j-1}}{Q_{k-1,j-1} - 1}$;

(Extrapolation to compute $y_{j-1} \equiv y_{k,k-j+2}$.)

(Note: $y_{j-1} = \frac{h_{j-1}^2 y_j - h_k^2 y_{j-1}}{h_{j-1}^2 - h_k^2}$.)

$j = j - 1$.

Step 13 If $|y_1 - v| \leq TOL$ then set $NFLAG = 1$.

(y_1 is accepted as the new w .)

Step 14 Set $k = k + 1$.

Step 15 Set $k = k - 1$.

Step 16 If $NFLAG = 0$ then do Steps 17 and 18 (Result rejected.)

else do Steps 19 and 20. (Result accepted.)

Step 17 Set $h = h/2$. (New value for w rejected, decrease h .)

Step 18 If $h < hmin$ then

OUTPUT (' $hmin$ exceeded');

Set $FLAG = 0$.

(True branch completed, next step is back to Step 4.)

Step 19 Set $WO = y_1$; (New value for w accepted.)

$TO = TO + h$;

OUTPUT (TO, WO, h).

Step 20 If $TO \geq b$ then set $FLAG = 0$

(Procedure completed successfully.)

else if $TO + h > b$ then set $h = b - TO$

(Terminate at $t = b$.)

else if ($k \leq 3$ and $h < 0.5(hmax)$) then set $h = 2h$.

(Increase step size if possible.)

Step 21 STOP. ■

EXAMPLE 1 Consider the initial-value problem

$$y' = y - t^2 + 1, \quad 0 \leq t \leq 2, \quad y(0) = 0.5,$$

which has the solution $y(t) = (t+1)^2 - 0.5e^t$. The Extrapolation Algorithm will be applied to this problem with $h = 0.25$, $TOL = 10^{-10}$, $hmax = 0.25$, and $hmin = 0.01$. Table 5.15 is obtained in the computation of w_1 . ■

The computations stopped with $w_1 = y_{5,5}$ because $|y_{5,5} - y_{4,4}| \leq 10^{-10}$ and $y_{5,5}$ is accepted as the approximation to $y(t_1) = y(0.25)$. The complete set of approximations accurate to the places listed is given in Table 5.16.

Table 5.15

$y_{1,1} = 0.9187011719$				
$y_{2,1} = 0.9200379848$	$y_{2,2} = 0.9204835892$			
$y_{3,1} = 0.9202873689$	$y_{3,2} = 0.9204868761$	$y_{3,3} = 0.9204872870$		
$y_{4,1} = 0.9203747896$	$y_{4,2} = 0.9204871876$	$y_{4,3} = 0.9204872914$	$y_{4,4} = 0.9204872917$	
$y_{5,1} = 0.9204372763$	$y_{5,2} = 0.9204872656$	$y_{5,3} = 0.9204872916$	$y_{5,4} = 0.9204872917$	$y_{5,5} = 0.9204872917$

Table 5.16

t_i	$y_i = y(t_i)$	w_i	h_i	k
0.25	0.9204872917	0.9204872917	0.25	5
0.50	1.4256393646	1.4256393646	0.25	5
0.75	2.0039999917	2.0039999917	0.25	5
1.00	2.6408590858	2.6408590858	0.25	5
1.25	3.3173285213	3.3173285212	0.25	4
1.50	4.0091554648	4.0091554648	0.25	3
1.75	4.6851986620	4.6851986619	0.25	3
2.00	5.3054719505	5.3054719505	0.25	3

The proof that the method presented in Algorithm 5.6 converges involves results from summability theory; it can be found in the original paper of Gragg [Gr]. A number of other extrapolation procedures are available, some of which use the variable step-size techniques. For additional procedures based on the extrapolation process, see the Bulirsch and Stoer papers [BS1], [BS2], [BS3] or the text by Stetter [Stet]. The methods used by Bulirsch and Stoer involve interpolation with rational functions instead of the polynomial interpolation used in the Gragg procedure.

EXERCISE SET 5.8

- Use the Extrapolation Algorithm with tolerance $TOL = 10^{-4}$, $hmax = 0.25$, and $hmin = 0.05$ to approximate the solutions to the following initial-value problems. Compare the results to the actual values.
 - $y' = te^{3t} - 2y$, $0 \leq t \leq 1$, $y(0) = 0$; actual solution $y(t) = \frac{1}{5}te^{3t} - \frac{1}{25}e^{3t} + \frac{1}{25}e^{-2t}$.
 - $y' = 1 + (t - y)^2$, $2 \leq t \leq 3$, $y(2) = 1$; actual solution $y(t) = t + 1/(1 - t)$.
 - $y' = 1 + y/t$, $1 \leq t \leq 2$, $y(1) = 2$; actual solution $y(t) = t \ln t + 2t$.
 - $y' = \cos 2t + \sin 3t$, $0 \leq t \leq 1$, $y(0) = 1$; actual solution $y(t) = \frac{1}{2} \sin 2t - \frac{1}{3} \cos 3t + \frac{4}{3}$.
- Use the Extrapolation Algorithm with $TOL = 10^{-4}$ to approximate the solutions to the following initial-value problems:
 - $y' = (y/t)^2 + y/t$, $1 \leq t \leq 1.2$, $y(1) = 1$, with $hmax = 0.05$ and $hmin = 0.02$.
 - $y' = \sin t + e^{-t}$, $0 \leq t \leq 1$, $y(0) = 0$, with $hmax = 0.25$ and $hmin = 0.02$.
 - $y' = (1/t)(y^2 + y)$, $1 \leq t \leq 3$, $y(1) = -2$, with $hmax = 0.5$ and $hmin = 0.02$.
 - $y' = -ty + 4t/y$, $0 \leq t \leq 1$, $y(0) = 1$, with $hmax = 0.25$ and $hmin = 0.02$.
- Use the Extrapolation Algorithm with tolerance $TOL = 10^{-6}$, $hmax = 0.5$, and $hmin = 0.05$ to approximate the solutions to the following initial-value problems. Compare the results to the actual values.
 - $y' = y/t - (y/t)^2$, $1 \leq t \leq 4$, $y(1) = 1$; actual solution $y(t) = t/(1 + \ln t)$.
 - $y' = 1 + y/t + (y/t)^2$, $1 \leq t \leq 3$, $y(1) = 0$; actual solution $y(t) = t \tan(\ln t)$.
 - $y' = -(y + 1)(y + 3)$, $0 \leq t \leq 3$, $y(0) = -2$; actual solution $y(t) = -3 + 2(1 + e^{-2t})^{-1}$.
 - $y' = (t + 2t^3)y^3 - ty$, $0 \leq t \leq 2$, $y(0) = \frac{1}{3}$; actual solution $y(t) = (3 + 2t^2 + 6e^{t^2})^{-1/2}$.
- Let $P(t)$ be the number of individuals in a population at time t , measured in years. If the average birth rate b is constant and the average death rate d is proportional to the size of the population (due to overcrowding), then the growth rate of the population is given by the **logistic equation**

$$\frac{dP(t)}{dt} = bP(t) - k[P(t)]^2,$$

where $d = kP(t)$. Suppose $P(0) = 50,976$, $b = 2.9 \times 10^{-2}$, and $k = 1.4 \times 10^{-7}$. Find the population after 5 years.

5.9 Higher-Order Equations and Systems of Differential Equations

This section contains an introduction to the numerical solution of higher-order initial-value problems. The techniques discussed are limited to those that transform a higher-order equation into a system of first-order differential equations. Before discussing the transformation procedure, some remarks are needed concerning systems that involve first-order differential equations.

An m th-order system of first-order initial-value problems has the form

$$\begin{aligned}\frac{du_1}{dt} &= f_1(t, u_1, u_2, \dots, u_m), \\ \frac{du_2}{dt} &= f_2(t, u_1, u_2, \dots, u_m), \\ &\vdots \\ \frac{du_m}{dt} &= f_m(t, u_1, u_2, \dots, u_m),\end{aligned}\tag{5.44}$$

for $a \leq t \leq b$, with the initial conditions

$$u_1(a) = \alpha_1, u_2(a) = \alpha_2, \dots, u_m(a) = \alpha_m.\tag{5.45}$$

The object is to find m functions u_1, u_2, \dots, u_m that satisfy each of the differential equations together with all the initial conditions.

To discuss existence and uniqueness of solutions to systems of equations, we need to extend the definition of the Lipschitz condition to functions of several variables.

Definition 5.16 The function $f(t, y_1, \dots, y_m)$, defined on the set

$$D = \{ (t, u_1, \dots, u_m) \mid a \leq t \leq b, -\infty < u_i < \infty, \text{ for each } i = 1, 2, \dots, m \}$$

is said to satisfy a **Lipschitz condition** on D in the variables u_1, u_2, \dots, u_m if a constant $L > 0$ exists with

$$|f(t, u_1, \dots, u_m) - f(t, z_1, \dots, z_m)| \leq L \sum_{j=1}^m |u_j - z_j|,\tag{5.46}$$

for all (t, u_1, \dots, u_m) and (t, z_1, \dots, z_m) in D . ■

By using the Mean Value Theorem, it can be shown that if f and its first partial derivatives are continuous on D and if

$$\left| \frac{\partial f(t, u_1, \dots, u_m)}{\partial u_i} \right| \leq L,$$

for each $i = 1, 2, \dots, m$ and all (t, u_1, \dots, u_m) in D , then f satisfies a Lipschitz condition on D with Lipschitz constant L (see [BiR, p. 141]). A basic existence and uniqueness theorem follows. Its proof can be found in [BiR, pp. 152–154].

Theorem 5.17 Suppose

$$D = \{ (t, u_1, u_2, \dots, u_m) \mid a \leq t \leq b, -\infty < u_i < \infty, \text{ for each } i = 1, 2, \dots, m \},$$

and let $f_i(t, u_1, \dots, u_m)$, for each $i = 1, 2, \dots, m$, be continuous on D and satisfy a Lipschitz condition there. The system of first-order differential equations (5.44), subject to the initial conditions (5.45), has a unique solution $u_1(t), \dots, u_m(t)$, for $a \leq t \leq b$. ■

Methods to solve systems of first-order differential equations are generalizations of the methods for a single first-order equation presented earlier in this chapter. For example, the classical Runge-Kutta method of order four given by

$$\begin{aligned} w_0 &= \alpha, \\ k_1 &= hf(t_i, w_i), \\ k_2 &= hf\left(t_i + \frac{h}{2}, w_i + \frac{1}{2}k_1\right), \\ k_3 &= hf\left(t_i + \frac{h}{2}, w_i + \frac{1}{2}k_2\right), \\ k_4 &= hf(t_{i+1}, w_i + k_3), \end{aligned}$$

and

$$w_{i+1} = w_i + \frac{1}{6}(k_1 + 2k_2 + 2k_3 + k_4), \quad \text{for each } i = 0, 1, \dots, N-1,$$

used to solve the first-order initial-value problem

$$y' = f(t, y), \quad a \leq t \leq b, \quad y(a) = \alpha,$$

is generalized as follows.

Let an integer $N > 0$ be chosen and set $h = (b - a)/N$. Partition the interval $[a, b]$ into N subintervals with the mesh points

$$t_j = a + jh, \quad \text{for each } j = 0, 1, \dots, N.$$

Use the notation w_{ij} , for each $j = 0, 1, \dots, N$ and $i = 1, 2, \dots, m$, to denote an approximation to $u_i(t_j)$. That is, w_{ij} approximates the i th solution $u_i(t)$ of (5.44) at the j th mesh point t_j . For the initial conditions, set (see Figure 5.5)

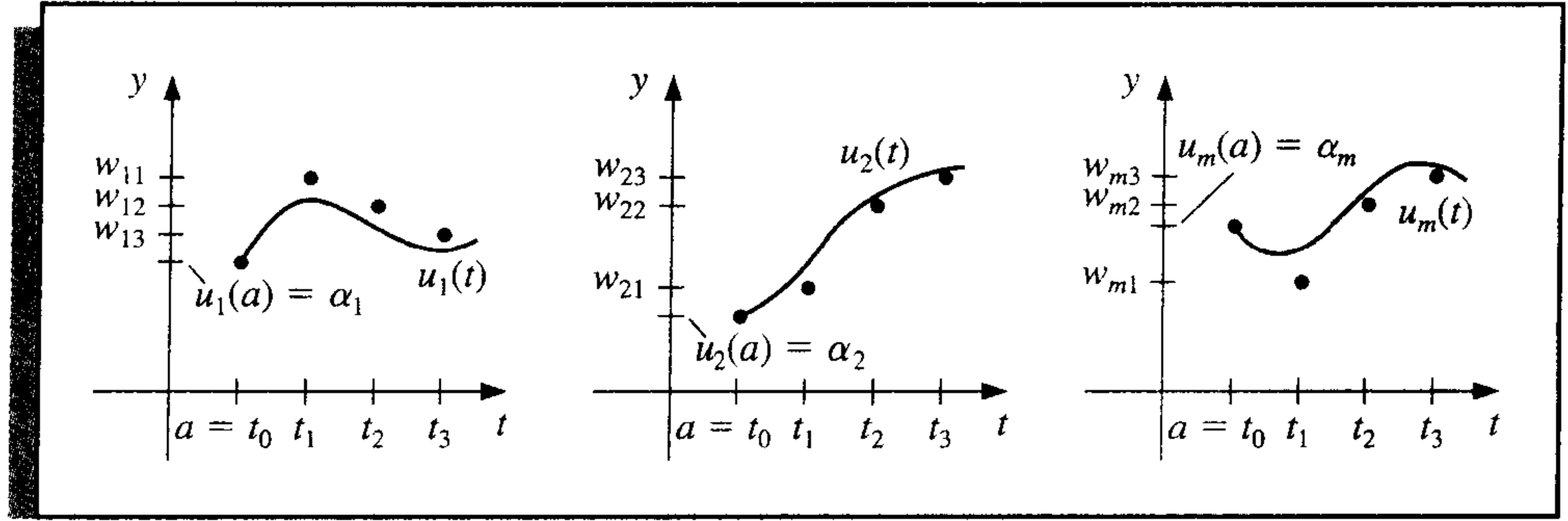
$$w_{1,0} = \alpha_1, w_{2,0} = \alpha_2, \dots, w_{m,0} = \alpha_m. \quad (5.47)$$

Suppose that the values $w_{1,j}, w_{2,j}, \dots, w_{m,j}$ have been computed. We obtain $w_{1,j+1}, w_{2,j+1}, \dots, w_{m,j+1}$ by first calculating

$$k_{1,i} = hf_i(t_j, w_{1,j}, w_{2,j}, \dots, w_{m,j}), \quad \text{for each } i = 1, 2, \dots, m; \quad (5.48)$$

$$k_{2,i} = hf_i\left(t_j + \frac{h}{2}, w_{1,j} + \frac{1}{2}k_{1,1}, w_{2,j} + \frac{1}{2}k_{1,2}, \dots, w_{m,j} + \frac{1}{2}k_{1,m}\right), \quad (5.49)$$

Figure 5.5



for each $i = 1, 2, \dots, m$;

$$k_{3,i} = hf_i \left(t_j + \frac{h}{2}, w_{1,j} + \frac{1}{2}k_{2,1}, w_{2,j} + \frac{1}{2}k_{2,2}, \dots, w_{m,j} + \frac{1}{2}k_{2,m} \right), \quad (5.50)$$

for each $i = 1, 2, \dots, m$;

$$k_{4,i} = hf_i(t_j + h, w_{1,j} + k_{3,1}, w_{2,j} + k_{3,2}, \dots, w_{m,j} + k_{3,m}), \quad (5.51)$$

for each $i = 1, 2, \dots, m$; and then

$$w_{i,j+1} = w_{i,j} + \frac{1}{6}(k_{1,i} + 2k_{2,i} + 2k_{3,i} + k_{4,i}), \quad (5.52)$$

for each $i = 1, 2, \dots, m$. Note that all the values $k_{1,1}, k_{1,2}, \dots, k_{1,m}$ must be computed before any of the terms of the form $k_{2,i}$ can be determined. In general, each $k_{l,1}, k_{l,2}, \dots, k_{l,m}$ must be computed before any of the expressions $k_{l+1,i}$. Algorithm 5.7 implements the Runge-Kutta fourth-order method for systems of initial-value problems.

ALGORITHM

5.7

Runge-Kutta Method for Systems of Differential Equations

To approximate the solution of the m th-order system of first-order initial-value problems

$$u'_j = f_j(t, u_1, u_2, \dots, u_m), \quad a \leq t \leq b, \quad \text{with } u_j(a) = \alpha_j,$$

for $j = 1, 2, \dots, m$ at $(N + 1)$ equally spaced numbers in the interval $[a, b]$:

INPUT endpoints a, b ; number of equations m ; integer N ; initial conditions $\alpha_1, \dots, \alpha_m$.

OUTPUT approximations w_j to $u_j(t)$ at the $(N + 1)$ values of t .

Step 1 Set $h = (b - a)/N$;
 $t = a$.

Step 2 For $j = 1, 2, \dots, m$ set $w_j = \alpha_j$.

Step 3 OUTPUT $(t, w_1, w_2, \dots, w_m)$.

Step 4 For $i = 1, 2, \dots, N$ do steps 5–11.

Step 5 For $j = 1, 2, \dots, m$ set
 $k_{1,j} = hf_j(t, w_1, w_2, \dots, w_m)$.

Step 6 For $j = 1, 2, \dots, m$ set
 $k_{2,j} = hf_j(t + \frac{h}{2}, w_1 + \frac{1}{2}k_{1,1}, w_2 + \frac{1}{2}k_{1,2}, \dots, w_m + \frac{1}{2}k_{1,m})$.

Step 7 For $j = 1, 2, \dots, m$ set
 $k_{3,j} = hf_j(t + \frac{h}{2}, w_1 + \frac{1}{2}k_{2,1}, w_2 + \frac{1}{2}k_{2,2}, \dots, w_m + \frac{1}{2}k_{2,m})$.

Step 8 For $j = 1, 2, \dots, m$ set
 $k_{4,j} = hf_j(t + h, w_1 + k_{3,1}, w_2 + k_{3,2}, \dots, w_m + k_{3,m})$.

Step 9 For $j = 1, 2, \dots, m$ set
 $w_j = w_j + (k_{1,j} + 2k_{2,j} + 2k_{3,j} + k_{4,j})/6$.

Step 10 Set $t = a + ih$.

Step 11 OUTPUT $(t, w_1, w_2, \dots, w_m)$.

Step 12 STOP. ■

EXAMPLE 1

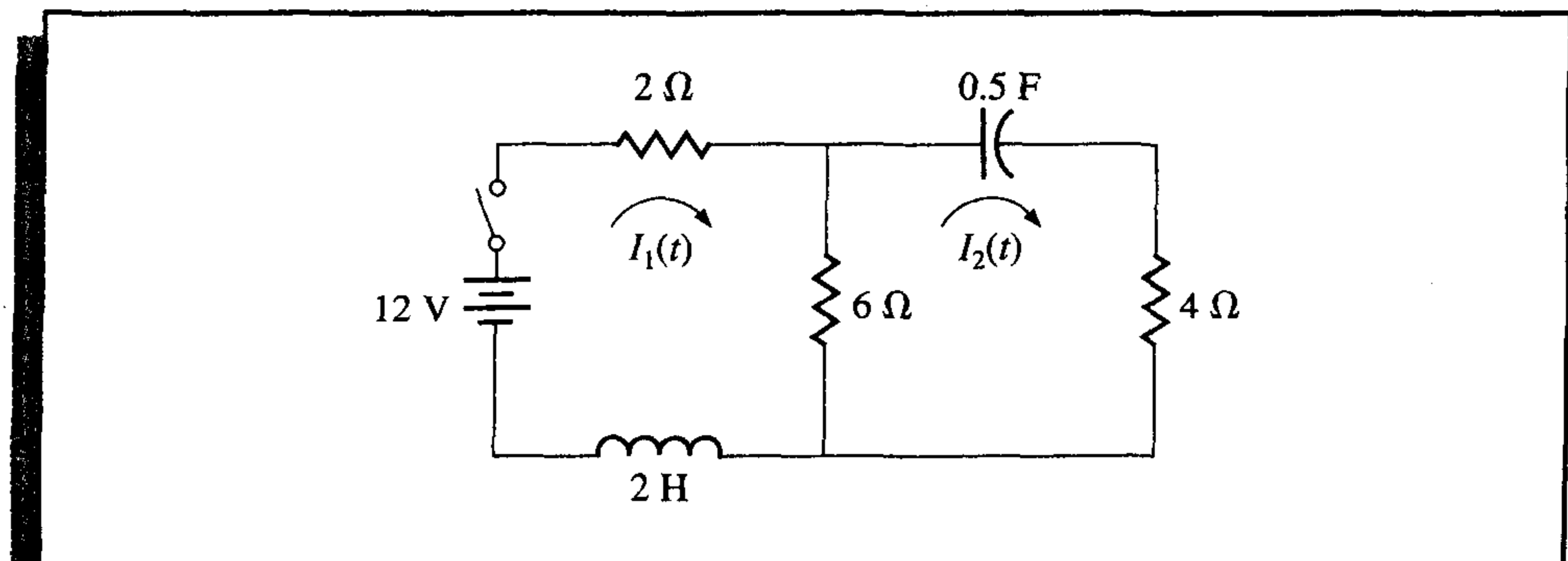
Kirchhoff's Law states that the sum of all instantaneous voltage changes around a closed circuit is zero. This law implies that the current $I(t)$ in a closed circuit containing a resistance of R ohms, a capacitance of C farads, an inductance of L henries, and a voltage source of $E(t)$ volts satisfies the equation

$$LI'(t) + RI(t) + \frac{1}{C} \int I(t) dt = E(t).$$

The currents $I_1(t)$ and $I_2(t)$ in the left and right loops, respectively, of the circuit shown in Figure 5.6 are the solutions to the system of equations

$$\begin{aligned} 2I_1(t) + 6[I_1(t) - I_2(t)] + 2I_1'(t) &= 12, \\ \frac{1}{0.5} \int I_2(t) dt + 4I_2(t) + 6[I_2(t) - I_1(t)] &= 0. \end{aligned}$$

Figure 5.6



Suppose that the switch in the circuit is closed at time $t = 0$. Then $I_1(0) = 0$ and $I_2(0) = 0$. Solve for $I_1'(t)$ in the first equation, differentiate the second equation, and substitute for $I_1'(t)$ to get

$$I_1' = f_1(t, I_1, I_2) = -4I_1 + 3I_2 + 6, \quad I_1(0) = 0,$$

$$I_2' = f_2(t, I_1, I_2) = 0.6I_1' - 0.2I_2 = -2.4I_1 + 1.6I_2 + 3.6, \quad I_2(0) = 0.$$

The exact solution to this system is

$$I_1(t) = -3.375e^{-2t} + 1.875e^{-0.4t} + 1.5,$$

$$I_2(t) = -2.25e^{-2t} + 2.25e^{-0.4t}.$$

We will apply the Runge-Kutta method of order four to this system with $h = 0.1$. Since $w_{1,0} = I_1(0) = 0$ and $w_{2,0} = I_2(0) = 0$,

$$k_{1,1} = hf_1(t_0, w_{1,0}, w_{2,0}) = 0.1 f_1(0, 0, 0) = 0.1[-4(0) + 3(0) + 6] = 0.6,$$

$$k_{1,2} = hf_2(t_0, w_{1,0}, w_{2,0}) = 0.1 f_2(0, 0, 0) = 0.1[-2.4(0) + 1.6(0) + 3.6] = 0.36,$$

$$\begin{aligned} k_{2,1} &= hf_1\left(t_0 + \frac{1}{2}h, w_{1,0} + \frac{1}{2}k_{1,1}, w_{2,0} + \frac{1}{2}k_{1,2}\right) = 0.1 f_1(0.05, 0.3, 0.18) \\ &= 0.1[-4(0.3) + 3(0.18) + 6] = 0.534, \end{aligned}$$

$$\begin{aligned} k_{2,2} &= hf_2\left(t_0 + \frac{1}{2}h, w_{1,0} + \frac{1}{2}k_{1,1}, w_{2,0} + \frac{1}{2}k_{1,2}\right) = 0.1 f_2(0.05, 0.3, 0.18) \\ &= 0.1[-2.4(0.3) + 1.6(0.18) + 3.6] = 0.3168. \end{aligned}$$

Generating the remaining entries in a similar manner produces

$$k_{3,1} = (0.1) f_1(0.05, 0.267, 0.1584) = 0.54072,$$

$$k_{3,2} = (0.1) f_2(0.05, 0.267, 0.1584) = 0.321264,$$

$$k_{4,1} = (0.1) f_1(0.1, 0.54072, 0.321264) = 0.4800912,$$

and

$$k_{4,2} = (0.1) f_2(0.1, 0.54072, 0.321264) = 0.28162944.$$

As a consequence,

$$\begin{aligned} I_1(0.1) &\approx w_{1,1} = w_{1,0} + \frac{1}{6}(k_{1,1} + 2k_{2,1} + 2k_{3,1} + k_{4,1}) \\ &= 0 + \frac{1}{6}[0.6 + 2(0.534) + 2(0.54072) + 0.4800912] = 0.5382552 \end{aligned}$$

and

$$I_2(0.1) \approx w_{2,1} = w_{2,0} + \frac{1}{6}(k_{1,2} + 2k_{2,2} + 2k_{3,2} + k_{4,2}) = 0.3196263.$$

The remaining entries in Table 5.17 are generated in a similar manner. ■

Table 5.17

t_j	$w_{1,j}$	$w_{2,j}$	$ I_1(t_j) - w_{1,j} $	$ I_2(t_j) - w_{2,j} $
0.0	0	0	0	0
0.1	0.5382550	0.3196263	0.8285×10^{-5}	0.5803×10^{-5}
0.2	0.9684983	0.5687817	0.1514×10^{-4}	0.9596×10^{-5}
0.3	1.310717	0.7607328	0.1907×10^{-4}	0.1216×10^{-4}
0.4	1.581263	0.9063208	0.2098×10^{-4}	0.1311×10^{-4}
0.5	1.793505	1.014402	0.2193×10^{-4}	0.1240×10^{-4}

Maple's command `dsolve` can be used to solve systems of first-order differential equations. The system in Example 1 is defined with

```
>sys2:=D(u1)(t)=-4*u1(t)+3*u2(t)+6,D(u2)(t)=-2.4*u1(t)+1.6*u2(t)+3.6;
```

and the initial conditions with

```
>init2:=u1(0)=0,u2(0)=0;
```

The system is solved with the command

```
>sol2:=dsolve({sys2,init2},{u1(t),u2(t)});
```

to obtain

$$\text{sol2} := \left\{ u_1(t) = \frac{3}{2} - \frac{27}{8}e^{(-2t)} + \frac{15}{8}e^{(-2/5t)}, u_2(t) = -\frac{9}{4}e^{(-2t)} + \frac{9}{4}e^{(-2/5t)} \right\}$$

To isolate the solution in function form, use

```
>r1:=rhs(sol2[2]);
```

$$r1 := \frac{3}{2} - \frac{27}{8}e^{(-2t)} + \frac{15}{8}e^{(-2/5t)}$$

and

```
>r2:=rhs(sol2[1]);
```

which gives a similar response.

To evaluate $u_1(0.5)$ and $u_2(0.5)$, use

```
>evalf(subs(t=0.5,r1));evalf(subs(t=0.5,r2));
```

to get 1.793527048 and 1.014415451.

The command `dsolve` will fail if an explicit solution cannot be found. In that case we can use the numeric option in `dsolve`, which applies the Runge-Kutta-Fehlberg technique. For example,

```
>g:=dsolve({sys2,init2},{u1(t),u2(t)},numeric);
```

returns the procedure

$$g := \text{proc}(rkf45_x) \dots \text{end proc}$$

To approximate the solutions at $t = 0.5$, enter

$>g(0.5);$

to obtain

$$[t = .5, u_2(t) = 1.01441545470291761, u_1(t) = 1.79352705243766586]$$

Many important physical problems—for example, electrical circuits and vibrating systems—involve initial-value problems whose equations have orders higher than one. New techniques are not required for solving these problems; by relabeling the variables, we can reduce a higher-order differential equation into a system of first-order differential equations and then apply one of the methods we have already discussed. A general m th-order initial-value problem

$$y^{(m)}(t) = f(t, y, y', \dots, y^{(m-1)}), \quad a \leq t \leq b,$$

with initial conditions $y(a) = \alpha_1, y'(a) = \alpha_2, \dots, y^{(m-1)}(a) = \alpha_m$ can be converted into a system of equations in the form (5.44) and (5.45).

Let $u_1(t) = y(t), u_2(t) = y'(t), \dots$, and $u_m(t) = y^{(m-1)}(t)$. This produces the first-order system

$$\begin{aligned} \frac{du_1}{dt} &= \frac{dy}{dt} = u_2, \\ \frac{du_2}{dt} &= \frac{dy'}{dt} = u_3, \\ &\vdots \\ \frac{du_{m-1}}{dt} &= \frac{dy^{(m-2)}}{dt} = u_m, \end{aligned}$$

and

$$\frac{du_m}{dt} = \frac{dy^{(m-1)}}{dt} = y^{(m)} = f(t, y, y', \dots, y^{(m-1)}) = f(t, u_1, u_2, \dots, u_m),$$

with initial conditions

$$u_1(a) = y(a) = \alpha_1, \quad u_2(a) = y'(a) = \alpha_2, \quad \dots, \quad u_m(a) = y^{(m-1)}(a) = \alpha_m.$$

EXAMPLE 2 Consider the second-order initial-value problem

$$y'' - 2y' + 2y = e^{2t} \sin t, \quad \text{for } 0 \leq t \leq 1, \quad \text{with } y(0) = -0.4, \quad y'(0) = -0.6.$$

Let $u_1(t) = y(t)$ and $u_2(t) = y'(t)$. This transforms the equation into the system

$$\begin{aligned} u_1'(t) &= u_2(t), \\ u_2'(t) &= e^{2t} \sin t - 2u_1(t) + 2u_2(t), \end{aligned}$$

with initial conditions

$$u_1(0) = -0.4, \quad u_2(0) = -0.6.$$

The Runge-Kutta fourth-order method will be used to approximate the solution to this problem using $h = 0.1$. The initial conditions give $w_{1,0} = -0.4$ and $w_{2,0} = -0.6$. Eqs. (5.48) through (5.51) with $j = 0$ give

$$k_{1,1} = hf_1(t_0, w_{1,0}, w_{2,0}) = hw_{2,0} = -0.06,$$

$$k_{1,2} = hf_2(t_0, w_{1,0}, w_{2,0}) = h[e^{2t_0} \sin t_0 - 2w_{1,0} + 2w_{2,0}] = -0.04,$$

$$k_{2,1} = hf_1\left(t_0 + \frac{h}{2}, w_{1,0} + \frac{1}{2}k_{1,1}, w_{2,0} + \frac{1}{2}k_{1,2}\right) = h\left[w_{2,0} + \frac{1}{2}k_{1,2}\right] = -0.062,$$

$$\begin{aligned} k_{2,2} &= hf_2\left(t_0 + \frac{h}{2}, w_{1,0} + \frac{1}{2}k_{1,1}, w_{2,0} + \frac{1}{2}k_{1,2}\right) \\ &= h\left[e^{2(t_0+0.05)} \sin(t_0 + 0.05) - 2\left(w_{1,0} + \frac{1}{2}k_{1,1}\right) + 2\left(w_{2,0} + \frac{1}{2}k_{1,2}\right)\right] \\ &= -0.03247644757, \end{aligned}$$

$$k_{3,1} = h\left[w_{2,0} + \frac{1}{2}k_{2,2}\right] = -0.06162832238,$$

$$\begin{aligned} k_{3,2} &= h\left[e^{2(t_0+0.05)} \sin(t_0 + 0.05) - 2\left(w_{1,0} + \frac{1}{2}k_{2,1}\right) + 2\left(w_{2,0} + \frac{1}{2}k_{2,2}\right)\right] \\ &= -0.03152409237, \end{aligned}$$

$$k_{4,1} = h\left[w_{2,0} + k_{3,2}\right] = -0.06315240924,$$

and

$$k_{4,2} = h\left[e^{2(t_0+0.1)} \sin(t_0 + 0.1) - 2(w_{1,0} + k_{3,1}) + 2(w_{2,0} + k_{3,2})\right] = -0.02178637298.$$

So

$$w_{1,1} = w_{1,0} + \frac{1}{6}(k_{1,1} + 2k_{2,1} + 2k_{3,1} + k_{4,1}) = -0.4617333423 \quad \text{and}$$

$$w_{2,1} = w_{2,0} + \frac{1}{6}(k_{1,2} + 2k_{2,2} + 2k_{3,2} + k_{4,2}) = -0.6316312421.$$

The value $w_{1,1}$ approximates $u_1(0.1) = y(0.1) = 0.2e^{2(0.1)}(\sin 0.1 - 2 \cos 0.1)$, and $w_{2,1}$ approximates $u_2(0.1) = y'(0.1) = 0.2e^{2(0.1)}(4 \sin 0.1 - 3 \cos 0.1)$.

The set of values $w_{1,j}$ and $w_{2,j}$, for $j = 0, 1, \dots, 10$, obtained using the Runge-Kutta method of order four, are presented in Table 5.18 and are compared to the actual values of $u_1(t) = 0.2e^{2t}(\sin t - 2 \cos t)$ and $u_2(t) = u_1'(t) = 0.2e^{2t}(4 \sin t - 3 \cos t)$. ■

Table 5.18

t_j	$y(t_j) = u_1(t_j)$	$w_{1,j}$	$y'(t_j) = u_2(t_j)$	$w_{2,j}$	$ y(t_j) - w_{1,j} $	$ y'(t_j) - w_{2,j} $
0.0	-0.40000000	-0.40000000	-6.00000000	-0.60000000	0	0
0.1	-0.46173297	-0.46173334	-0.6316304	-0.63163124	3.7×10^{-7}	7.75×10^{-7}
0.2	-0.52555905	-0.52555988	-0.6401478	-0.64014895	8.3×10^{-7}	1.01×10^{-6}
0.3	-0.58860005	-0.58860144	-0.6136630	-0.61366381	1.39×10^{-6}	8.34×10^{-7}
0.4	-0.64661028	-0.64661231	-0.5365821	-0.53658203	2.03×10^{-6}	1.79×10^{-7}
0.5	-0.69356395	-0.69356666	-0.3887395	-0.38873810	2.71×10^{-6}	5.96×10^{-7}
0.6	-0.72114849	-0.72115190	-0.1443834	-0.14438087	3.41×10^{-6}	7.75×10^{-7}
0.7	-0.71814890	-0.71815295	0.2289917	0.22899702	4.05×10^{-6}	2.03×10^{-6}
0.8	-0.66970677	-0.66971133	0.7719815	0.77199180	4.56×10^{-6}	5.30×10^{-6}
0.9	-0.55643814	-0.55644290	1.534764	0.15347815	4.76×10^{-6}	9.54×10^{-6}
1.0	-0.35339436	-0.35339886	2.578741	0.25787663	4.50×10^{-6}	1.34×10^{-5}

We can also use `dsolve` from Maple on higher-order equations. Note that the n th derivative $y^{(n)}(t)$ is specified by $(D@@n)(y)(t)$. To define the differential equation in Example 2, use

```
>def2:=(D@@2)(y)(t)-2*D(y)(t)+2*y(t)=exp(2*t)*sin(t);
```

and to specify the initial conditions use

```
>init2:=y(0)=-0.4, D(y)(0)=-0.6;
```

The solution is obtained by the command

```
>sol2:=dsolve({def2,init2},y(t));
```

to obtain

$$\text{sol2} := y(t) = -\frac{2}{5}e^{(2t)} \cos(t) + \frac{1}{5}e^{(2t)} \sin(t)$$

We isolate the solution in function form using

```
>g:=rhs(sol2);
```

To obtain $y(1.0) = g(1.0)$, enter

```
>evalf(subs(t=1.0,g));
```

which gives the result -0.3533943558 .

Runge-Kutta-Fehlberg is also available for higher-order equations via the `dsolve` command with the `numeric` option. We enter the command

```
>g:=dsolve({def2,init2},y(t),numeric);
```

with the Maple response

```
g := proc(rkf45_x) ... end proc
```

We can approximate $y(1.0)$ using the command

`>g(1.0);`

to give

$$\left[t = 1.0, y(t) = -.353394346807534676, \frac{\partial}{\partial t} y(t) = 2.57874665940482072 \right]$$

The other one-step methods can be extended to systems in a similar way. When error control methods like the Runge-Kutta-Fehlberg method are extended, each component of the numerical solution $(w_{1j}, w_{2j}, \dots, w_{mj})$ must be examined for accuracy. If any of the components fail to be sufficiently accurate, the entire numerical solution $(w_{1j}, w_{2j}, \dots, w_{mj})$ must be recomputed.

The multistep methods and predictor-corrector techniques can also be extended to systems. Again, if error control is used, each component must be accurate. The extension of the extrapolation technique to systems can also be done, but the notation becomes quite involved. If this topic is of interest, see [HNW1].

Convergence theorems and error estimates for systems are similar to those considered in Section 5.10 for the single equations, except that the bounds are given in terms of vector norms, a topic considered in Chapter 7. (A good reference for these theorems is [Ge1, pp. 45–72].)

EXERCISE SET 5.9

- Use the Runge-Kutta method for systems to approximate the solutions of the following systems of first-order differential equations, and compare the results to the actual solutions.
 - $u_1' = 3u_1 + 2u_2 - (2t^2 + 1)e^{2t}, \quad 0 \leq t \leq 1, \quad u_1(0) = 1;$
 $u_2' = 4u_1 + u_2 + (t^2 + 2t - 4)e^{2t}, \quad 0 \leq t \leq 1, \quad u_2(0) = 1;$
 $h = 0.2;$ actual solutions $u_1(t) = \frac{1}{3}e^{5t} - \frac{1}{3}e^{-t} + e^{2t}$ and $u_2(t) = \frac{1}{3}e^{5t} + \frac{2}{3}e^{-t} + t^2e^{2t}.$
 - $u_1' = -4u_1 - 2u_2 + \cos t + 4 \sin t, \quad 0 \leq t \leq 2, \quad u_1(0) = 0;$
 $u_2' = 3u_1 + u_2 - 3 \sin t, \quad 0 \leq t \leq 2, \quad u_2(0) = -1;$
 $h = 0.1;$ actual solutions $u_1(t) = 2e^{-t} - 2e^{-2t} + \sin t$ and $u_2(t) = -3e^{-t} + 2e^{-2t}.$
 - $u_1' = u_2, \quad 0 \leq t \leq 2, \quad u_1(0) = 1;$
 $u_2' = -u_1 - 2e^t + 1, \quad 0 \leq t \leq 2, \quad u_2(0) = 0;$
 $u_3' = -u_1 - e^t + 1, \quad 0 \leq t \leq 2, \quad u_3(0) = 1;$
 $h = 0.5;$ actual solutions $u_1(t) = \cos t + \sin t - e^t + 1,$ $u_2(t) = -\sin t + \cos t - e^t,$
 and $u_3(t) = -\sin t + \cos t.$
 - $u_1' = u_2 - u_3 + t, \quad 0 \leq t \leq 1, \quad u_1(0) = 1;$
 $u_2' = 3t^2, \quad 0 \leq t \leq 1, \quad u_2(0) = 1;$
 $u_3' = u_2 + e^{-t}, \quad 0 \leq t \leq 1, \quad u_3(0) = -1;$
 $h = 0.1;$ actual solutions $u_1(t) = -0.05t^5 + 0.25t^4 + t + 2 - e^{-t},$ $u_2(t) = t^3 + 1,$
 and $u_3(t) = 0.25t^4 + t - e^{-t}.$
- Use the Runge-Kutta for Systems Algorithm to approximate the solutions of the following higher-order differential equations, and compare the results to the actual solutions.
 - $y'' - 2y' + y = te^t - t, \quad 0 \leq t \leq 1, \quad y(0) = y'(0) = 0,$ with $h = 0.1;$ actual solution $y(t) = \frac{1}{6}t^3e^t - te^t + 2e^t - t - 2.$

- b. $t^2y'' - 2ty' + 2y = t^3 \ln t$, $1 \leq t \leq 2$, $y(1) = 1$, $y'(1) = 0$, with $h = 0.1$; actual solution $y(t) = \frac{7}{4}t + \frac{1}{2}t^3 \ln t - \frac{3}{4}t^3$.
- c. $y''' + 2y'' - y' - 2y = e^t$, $0 \leq t \leq 3$, $y(0) = 1$, $y'(0) = 2$, $y''(0) = 0$, with $h = 0.2$; actual solution $y(t) = \frac{43}{36}e^t + \frac{1}{4}e^{-t} - \frac{4}{9}e^{-2t} + \frac{1}{6}te^t$.
- d. $t^3y''' - t^2y'' + 3ty' - 4y = 5t^3 \ln t + 9t^3$, $1 \leq t \leq 2$, $y(1) = 0$, $y'(1) = 1$, $y''(1) = 3$, with $h = 0.1$; actual solution $y(t) = -t^2 + t \cos(\ln t) + t \sin(\ln t) + t^3 \ln t$.

3. Change the Adams Fourth-Order Predictor-Corrector Algorithm to obtain approximate solutions to systems of first-order equations.
4. Repeat Exercise 1 using the algorithm developed in Exercise 3.
5. Repeat Exercise 2 using the algorithm developed in Exercise 3.
6. Suppose the swinging pendulum described in the lead example of this chapter is 2 ft long and that $g = 32.17 \text{ ft/s}^2$. With $h = 0.1 \text{ s}$, compare the angle θ obtained for the following two initial-value problems:

a. $\frac{d^2\theta}{dt^2} + \frac{g}{L} \sin \theta = 0$, $\theta(0) = \frac{\pi}{6}$, $\theta'(0) = 0$,

b. $\frac{d^2\theta}{dt^2} + \frac{g}{L} \theta = 0$, $\theta(0) = \frac{\pi}{6}$, $\theta'(0) = 0$,

at $t = 0, 1$, and 2 s .

7. The study of mathematical models for predicting the population dynamics of competing species has its origin in independent works published in the early part of this century by A. J. Lotka and V. Volterra. Consider the problem of predicting the population of two species, one of which is a predator, whose population at time t is $x_2(t)$, feeding on the other, which is the prey, whose population is $x_1(t)$. We will assume that the prey always has an adequate food supply and that its birth rate at any time is proportional to the number of prey alive at that time; that is, birth rate (prey) is $k_1x_1(t)$. The death rate of the prey depends on both the number of prey and predators alive at that time. For simplicity, we assume death rate (prey) = $k_2x_1(t)x_2(t)$. The birth rate of the predator, on the other hand, depends on its food supply, $x_1(t)$, as well as on the number of predators available for reproduction purposes. For this reason, we assume that the birth rate (predator) is $k_3x_1(t)x_2(t)$. The death rate of the predator will be taken as simply proportional to the number of predators alive at the time; that is, death rate (predator) = $k_4x_2(t)$.

Since $x_1'(t)$ and $x_2'(t)$ represent the change in the prey and predator populations, respectively, with respect to time, the problem is expressed by the system of nonlinear differential equations

$$x_1'(t) = k_1x_1(t) - k_2x_1(t)x_2(t) \quad \text{and} \quad x_2'(t) = k_3x_1(t)x_2(t) - k_4x_2(t).$$

Solve this system for $0 \leq t \leq 4$, assuming that the initial population of the prey is 1000 and of the predators is 500 and that the constants are $k_1 = 3$, $k_2 = 0.002$, $k_3 = 0.0006$, and $k_4 = 0.5$. Sketch a graph of the solutions to this problem, plotting both populations with time, and describe the physical phenomena represented. Is there a stable solution to this population model? If so, for what values x_1 and x_2 is the solution stable?

8. In Exercise 7 we considered the problem of predicting the population in a predator-prey model. Another problem of this type is concerned with two species competing for the same food supply. If the numbers of species alive at time t are denoted by $x_1(t)$ and $x_2(t)$, it is often assumed that, although the birth rate of each of the species is simply proportional to the number of species alive at that time, the death rate of each species depends on the population of both species. We will assume that the population of a particular pair of species is described by the

equations

$$\frac{dx_1(t)}{dt} = x_1(t)[4 - 0.0003x_1(t) - 0.0004x_2(t)]$$

and

$$\frac{dx_2(t)}{dt} = x_2(t)[2 - 0.0002x_1(t) - 0.0001x_2(t)].$$

If it is known that the initial population of each species is 10,000, find the solution to this system for $0 \leq t \leq 4$. Is there a stable solution to this population model? If so, for what values of x_1 and x_2 is the solution stable?

5.10 Stability

A number of methods have been presented in this chapter for approximating the solution to an initial-value problem. Although numerous other techniques are available, we have chosen the methods described here because they generally satisfied three criteria:

1. Their development is clear enough so that you can understand how and why they work.
2. One or more of the methods will give satisfactory results for most of the problems that are encountered by students in science and engineering.
3. Most of the more advanced and complex techniques are based on one or a combination of the procedures described here.

In this section, we discuss why these methods give satisfactory results when some similar methods do not. Before we begin this discussion, we need to present two definitions concerned with the convergence of one-step difference-equation methods to the solution of the differential equation as the step size decreases.

Definition 5.18 A one-step difference-equation method with local truncation error $\tau_i(h)$ at the i th step is said to be **consistent** with the differential equation it approximates if

$$\lim_{h \rightarrow 0} \max_{1 \leq i \leq N} |\tau_i(h)| = 0. \quad \blacksquare$$

Note that this definition is a *local* definition since, for each of the values $\tau_i(h)$, we are assuming that the approximation w_{i-1} and the exact solution $y(t_{i-1})$ are the same. A more realistic means of analyzing the effects of making h small is to determine the *global* effect of the method. This is the maximum error of the method over the entire range of the approximation, assuming only that the method gives the exact result at the initial value.

Definition 5.19 A one-step difference-equation method is said to be **convergent** with respect to the differential equation it approximates if

$$\lim_{h \rightarrow 0} \max_{1 \leq i \leq N} |w_i - y(t_i)| = 0,$$

where $y_i = y(t_i)$ denotes the exact value of the solution of the differential equation and w_i is the approximation obtained from the difference method at the i th step. ■

Examining Inequality (5.10) of Section 5.2 in the error-bound formula for Euler's method, it can be said that under the hypotheses of Theorem 5.9,

$$\max_{1 \leq i \leq N} |w_i - y(t_i)| \leq \frac{Mh}{2L} |e^{L(b-a)} - 1|.$$

So Euler's method is convergent with respect to a differential equation satisfying the conditions of this definition, and the rate of convergence is $O(h)$.

A one-step method is consistent precisely when the difference equation for the method approaches the differential equation when the step size goes to zero; that is, the local truncation error approaches zero as the step size approaches zero. The definition of convergence has a similar connotation. A method is convergent precisely when the solution to the difference equation approaches the solution to the differential equation as the step size goes to zero.

The other error-bound type of problem that exists when using difference methods to approximate solutions to differential equations is a consequence of not using exact results. In practice, neither the initial conditions nor the arithmetic that is subsequently performed is represented exactly because of the roundoff error associated with finite-digit arithmetic. In Section 5.2 we saw that this consideration can lead to difficulties even for the convergent Euler's method. To analyze this situation, at least partially, we will try to determine which methods are stable, in the sense that small changes or perturbations in the initial conditions produce correspondingly small changes in the subsequent approximations; that is, a **stable** method is one whose results depend *continuously* on the initial data.

Since the concept of stability of a one-step difference equation is somewhat analogous to the condition of a differential equation being well-posed, it is not surprising that the Lipschitz condition appears here, as it did in the corresponding theorem for differential equations, Theorem 5.6.

Part (i) of the following theorem concerns the stability of a one-step method. The proof of this result is not difficult and is considered in Exercise 1. Part (ii) of Theorem 5.20 concerns sufficient conditions for a consistent method to be convergent. Part (iii) justifies the remark made in Section 5.5 about controlling the global error of a method by controlling its local truncation error and implies that when the local truncation error has the rate of convergence $O(h^n)$, the global error will have the same rate of convergence. The proofs of parts (ii) and (iii) are more difficult than that of part (i), and can be found within the material presented in [Ge1, pp. 57–58].

Theorem 5.20 Suppose the initial-value problem

$$y' = f(t, y), \quad a \leq t \leq b, \quad y(a) = \alpha,$$

is approximated by a one-step difference method in the form

$$w_0 = \alpha,$$

$$w_{i+1} = w_i + h\phi(t_i, w_i, h).$$

Suppose also that a number $h_0 > 0$ exists and that $\phi(t, w, h)$ is continuous and satisfies a Lipschitz condition in the variable w with Lipschitz constant L on the set

$$D = \{ (t, w, h) \mid a \leq t \leq b, -\infty < w < \infty, 0 \leq h \leq h_0 \}.$$

Then

- (i) The method is stable;
- (ii) The difference method is convergent if and only if it is consistent, which is equivalent to

$$\phi(t, y, 0) = f(t, y), \quad \text{for all } a \leq t \leq b;$$

- (iii) If a function τ exists and, for each $i = 1, 2, \dots, N$, the local truncation error $\tau_i(h)$ satisfies $|\tau_i(h)| \leq \tau(h)$ whenever $0 \leq h \leq h_0$, then

$$|y(t_i) - w_i| \leq \frac{\tau(h)}{L} e^{L(t_i - a)}. \quad \blacksquare$$

EXAMPLE 1 Consider the Modified Euler method given by

$$w_0 = \alpha,$$

$$w_{i+1} = w_i + \frac{h}{2} [f(t_i, w_i) + f(t_{i+1}, w_i + hf(t_i, w_i))], \quad \text{for } i = 0, 1, \dots, N-1.$$

We will verify that this method satisfies the hypothesis of Theorem 5.20. For this method,

$$\phi(t, w, h) = \frac{1}{2}f(t, w) + \frac{1}{2}f(t+h, w + hf(t, w)).$$

If f satisfies a Lipschitz condition on $\{(t, w) \mid a \leq t \leq b, -\infty < w < \infty\}$ in the variable w with constant L , then, since

$$\begin{aligned} \phi(t, w, h) - \phi(t, \bar{w}, h) &= \frac{1}{2}f(t, w) + \frac{1}{2}f(t+h, w + hf(t, w)) \\ &\quad - \frac{1}{2}f(t, \bar{w}) - \frac{1}{2}f(t+h, \bar{w} + hf(t, \bar{w})), \end{aligned}$$

the Lipschitz condition on f leads to

$$\begin{aligned} |\phi(t, w, h) - \phi(t, \bar{w}, h)| &\leq \frac{1}{2}L|w - \bar{w}| + \frac{1}{2}L|w + hf(t, w) - \bar{w} - hf(t, \bar{w})| \\ &\leq L|w - \bar{w}| + \frac{1}{2}L|hf(t, w) - hf(t, \bar{w})| \\ &\leq L|w - \bar{w}| + \frac{1}{2}hL^2|w - \bar{w}| \\ &= \left(L + \frac{1}{2}hL^2\right)|w - \bar{w}|. \end{aligned}$$

Therefore, ϕ satisfies a Lipschitz condition in w on the set

$$\{(t, w, h) \mid a \leq t \leq b, -\infty < w < \infty, 0 \leq h \leq h_0\},$$

for any $h_0 > 0$ with constant

$$L' = L + \frac{1}{2}h_0L^2.$$

Finally, if f is continuous on $\{(t, w) \mid a \leq t \leq b, -\infty < w < \infty\}$, then ϕ is continuous on

$$\{(t, w, h) \mid a \leq t \leq b, -\infty < w < \infty, 0 \leq h \leq h_0\};$$

so Theorem 5.20 implies that the Modified Euler method is stable. Letting $h = 0$, we have

$$\phi(t, w, 0) = \frac{1}{2}f(t, w) + \frac{1}{2}f(t + 0, w + 0 \cdot f(t, w)) = f(t, w),$$

so the consistency condition expressed in Theorem 5.20, part (ii), holds. Thus, the method is convergent. Moreover, we have seen that for this method the local truncation error is $O(h^2)$, so the convergence of the Modified Euler method is also $O(h^2)$. ■

For multistep methods, the problems involved with consistency, convergence, and stability are compounded because of the number of approximations involved at each step. In the one-step methods, the approximation w_{i+1} depends directly only on the previous approximation w_i , whereas the multistep methods use at least two of the previous approximations, and the usual methods that are employed involve more.

The general multistep method for approximating the solution to the initial-value problem

$$y' = f(t, y), \quad a \leq t \leq b, \quad y(a) = \alpha, \quad (5.53)$$

can be written in the form

$$\begin{aligned} w_0 &= \alpha, & w_1 &= \alpha_1, & \dots, & w_{m-1} &= \alpha_{m-1}, \\ w_{i+1} &= a_{m-1}w_i + a_{m-2}w_{i-1} + \dots + a_0w_{i+1-m} + hF(t_i, h, w_{i+1}, w_i, \dots, w_{i+1-m}), \end{aligned} \quad (5.54)$$

for each $i = m - 1, m, \dots, N - 1$, where a_0, a_1, \dots, a_{m-1} are constants and, as usual, $h = (b - a)/N$ and $t_i = a + ih$.

The local truncation error for a multistep method expressed in this form is

$$\begin{aligned} \tau_{i+1}(h) &= \frac{y(t_{i+1}) - a_{m-1}y(t_i) - \dots - a_0y(t_{i+1-m})}{h} \\ &\quad - F(t_i, h, y(t_{i+1}), y(t_i), \dots, y(t_{i+1-m})), \end{aligned}$$

for each $i = m - 1, m, \dots, N - 1$. As in the one-step methods, the local truncation error measures how the solution y to the differential equation fails to satisfy the difference equation.

For the four-step Adams-Bashforth method, we have seen that

$$\tau_{i+1}(h) = \frac{251}{720} y^{(5)}(\mu_i) h^4, \quad \text{for some } \mu_i \in (t_{i-3}, t_{i+1}),$$

whereas the three-step Adams-Moulton method has

$$\tau_{i+1}(h) = -\frac{19}{720} y^{(5)}(\mu_i) h^4, \quad \text{for some } \mu_i \in (t_{i-2}, t_{i+1}),$$

provided, of course, that $y \in C^5[a, b]$.

Throughout the analysis, two assumptions will be made concerning the function F :

1. If $f \equiv 0$ (that is, if the differential equation is homogeneous), then $F \equiv 0$ also.
2. F satisfies a Lipschitz condition with respect to $\{w_j\}$, in the sense that a constant L exists and, for every pair of sequences $\{v_j\}_{j=0}^N$ and $\{\tilde{v}_j\}_{j=0}^N$ and for $i = m - 1, m, \dots, N - 1$, we have

$$|F(t_i, h, v_{i+1}, \dots, v_{i+1-m}) - F(t_i, h, \tilde{v}_{i+1}, \dots, \tilde{v}_{i+1-m})| \leq L \sum_{j=0}^m |v_{i+1-j} - \tilde{v}_{i+1-j}|.$$

■

The explicit Adams-Bashforth and implicit Adams-Moulton methods satisfy both of these conditions, provided f satisfies a Lipschitz condition. (See Exercise 2.)

The concept of convergence for multistep methods is the same as that for one-step methods; a multistep method is **convergent** if the solution to the difference equation approaches the solution to the differential equation as the step size approaches zero. This means that $\lim_{h \rightarrow 0} \max_{0 \leq i \leq N} |w_i - y(t_i)| = 0$.

For consistency, however, a slightly different situation occurs. Again, we want a multistep method to be consistent provided that the difference equation approaches the differential equation as the step size approaches zero; that is, the local truncation error approaches zero at each step as the step size approaches zero. The additional condition occurs because of the number of starting values required for multistep methods. Since usually only the first starting value, $w_0 = \alpha$, is exact, we need to require that the errors in all the starting values $\{\alpha_i\}$ approach zero as the step size approaches zero. So, both

$$\lim_{h \rightarrow 0} |\tau_i(h)| = 0, \quad \text{for all } i = m, m + 1, \dots, N \quad \text{and} \quad (5.55)$$

$$\lim_{h \rightarrow 0} |\alpha_i - y(t_i)| = 0, \quad \text{for all } i = 1, 2, \dots, m - 1, \quad (5.56)$$

must be true for a multistep method in the form (5.54) to be **consistent**. Note that (5.56) implies that a multistep method will not be consistent unless the one-step method generating the starting values is also consistent.

The following theorem for multistep methods is similar to Theorem 5.20, part (iii), and gives a relationship between the local truncation error and global error of a multistep method. It provides the theoretical justification for attempting to control global error by controlling local truncation error. The proof of a slightly more general form of this theorem can be found in [IK, pp. 387–388].

Theorem 5.21 Suppose the initial-value problem

$$y' = f(t, y), \quad a \leq t \leq b, \quad y(a) = \alpha,$$

is approximated by an explicit Adams predictor-corrector method with an m -step Adams-Bashforth predictor equation

$$w_{i+1} = w_i + h[b_{m-1}f(t_i, w_i) + \cdots + b_0f(t_{i+1-m}, w_{i+1-m})],$$

with local truncation error $\tau_{i+1}(h)$, and an $(m-1)$ -step implicit Adams-Moulton corrector equation

$$w_{i+1} = w_i + h \left[\tilde{b}_{m-1}f(t_i, w_{i+1}) + \tilde{b}_{m-2}f(t_i, w_i) + \cdots + \tilde{b}_0f(t_{i+2-m}, w_{i+2-m}) \right],$$

with local truncation error $\tilde{\tau}_{i+1}(h)$. In addition, suppose that $f(t, y)$ and $f_y(t, y)$ are continuous on $D = \{(t, y) \mid a \leq t \leq b \text{ and } -\infty < y < \infty\}$ and that f_y is bounded. Then the local truncation error $\sigma_{i+1}(h)$ of the predictor-corrector method is

$$\sigma_{i+1}(h) = \tilde{\tau}_{i+1}(h) + \tau_{i+1}\tilde{b}_{m-1}\frac{\partial f}{\partial y}(t_{i+1}, \theta_{i+1}),$$

where θ_{i+1} is a number between zero and $h\tau_{i+1}(h)$.

Moreover, there exist constants k_1 and k_2 such that

$$|w_i - y(t_i)| \leq \left[\max_{0 \leq j \leq m-1} |w_j - y(t_j)| + k_1\sigma(h) \right] e^{k_2(t_i-a)},$$

where $\sigma(h) = \max_{m \leq j \leq N} |\sigma_j(h)|$. ■

Before discussing connections between consistency, convergence, and stability for multistep methods, we need to consider in more detail the difference equation for a multistep method. In doing so, we will discover the reason for choosing the Adams methods as our standard multistep methods.

Associated with the difference equation (5.54) given at the beginning of this discussion,

$$w_0 = \alpha, \quad w_1 = \alpha_1, \quad \dots, \quad w_{m-1} = \alpha_{m-1},$$

$$w_{i+1} = a_{m-1}w_i + a_{m-2}w_{i-1} + \cdots + a_0w_{i+1-m} + hF(t_i, h, w_{i+1}, w_i, \dots, w_{i+1-m}),$$

is a polynomial, called the **characteristic polynomial** of the method, given by

$$P(\lambda) = \lambda^m - a_{m-1}\lambda^{m-1} - a_{m-2}\lambda^{m-2} - \cdots - a_1\lambda - a_0. \quad (5.57)$$

The stability of a multistep method with respect to roundoff error is dictated by the magnitudes of the zeros of the characteristic polynomial. To see this, consider applying the standard multistep method (5.54) to the trivial initial-value problem

$$y' \equiv 0, \quad y(a) = \alpha, \quad \text{where } \alpha \neq 0. \quad (5.58)$$

This problem has exact solution $y(t) \equiv \alpha$. By examining Eqs. (5.26) and (5.27) in Section 5.6, we can see that any multistep method will, in theory, produce the exact solution $w_n =$

α for all n . The only deviation from the exact solution is due to the roundoff error of the method.

The right side of the differential equation in (5.58) has $f(t, y) \equiv 0$, so by assumption (1), we have $F(t_i, h, w_{i+1}, w_{i+2}, \dots, w_{i+1-m}) = 0$ in the difference equation (5.54). As a consequence, the standard form of the difference equation becomes

$$w_{i+1} = a_{m-1}w_i + a_{m-2}w_{i-1} + \dots + a_0w_{i+1-m}. \quad (5.59)$$

Suppose λ is one of the zeros of the characteristic polynomial associated with (5.54). Then $w_n = \lambda^n$ for each n is a solution to (5.59) since

$$\lambda^{i+1} - a_{m-1}\lambda^i - a_{m-2}\lambda^{i-1} - \dots - a_0\lambda^{i+1-m} = \lambda^{i+1-m}[\lambda^m - a_{m-1}\lambda^{m-1} - \dots - a_0] = 0.$$

In fact, if $\lambda_1, \lambda_2, \dots, \lambda_m$ are distinct zeros of the characteristic polynomial for (5.54), it can be shown that *every* solution to (5.59) can be expressed in the form

$$w_n = \sum_{i=1}^m c_i \lambda_i^n, \quad (5.60)$$

for some unique collection of constants c_1, c_2, \dots, c_m .

Since the exact solution to (5.58) is $y(t) = \alpha$, the choice $w_n = \alpha$, for all n , is a solution to (5.59). Using this fact in (5.59) gives

$$0 = \alpha - \alpha a_{m-1} - \alpha a_{m-2} - \dots - \alpha a_0 = \alpha[1 - a_{m-1} - a_{m-2} - \dots - a_0].$$

This implies that $\lambda = 1$ is one of the zeros of the characteristic polynomial (5.57). We will assume that in the representation (5.60) this solution is described by $\lambda_1 = 1$ and $c_1 = \alpha$, so all solutions to (5.59) are expressed as

$$w_n = \alpha + \sum_{i=2}^m c_i \lambda_i^n. \quad (5.61)$$

If all the calculations were exact, all the constants c_2, c_3, \dots, c_m would be zero. In practice, the constants c_2, c_3, \dots, c_m are not zero due to roundoff error. In fact, the roundoff error grows exponentially unless $|\lambda_i| \leq 1$ for each of the roots $\lambda_2, \lambda_3, \dots, \lambda_m$. The smaller the magnitude of these roots, the more stable the method with respect to the growth of roundoff error.

In deriving (5.61), we made the simplifying assumption that the zeros of the characteristic polynomial are distinct. The situation is similar when multiple zeros occur. For example, if $\lambda_k = \lambda_{k+1} = \dots = \lambda_{k+p}$ for some k and p , it simply requires replacing the sum

$$c_k \lambda_k^n + c_{k+1} \lambda_{k+1}^n + \dots + c_{k+p} \lambda_{k+p}^n$$

in (5.61) with

$$c_k \lambda_k^n + c_{k+1} n \lambda_k^{n-1} + c_{k+2} n(n-1) \lambda_k^{n-2} + \dots + c_{k+p} [n(n-1) \dots (n-p+1)] \lambda_k^{n-p}. \quad (5.62)$$

(See [He2, pp. 119–145].) Although the form of the solution is modified, the roundoff error if $|\lambda_k| > 1$ still grows exponentially.

Although we have considered only the special case of approximating initial-value problems of the form (5.58), the stability characteristics for this equation determine the stability for the situation when $f(t, y)$ is not identically zero. This is because the solution to the homogeneous equation (5.58) is embedded in the solution to any equation. The following definitions are motivated by this discussion.

Definition 5.22 Let $\lambda_1, \lambda_2, \dots, \lambda_m$ denote the (not necessarily distinct) roots of the characteristic equation

$$P(\lambda) = \lambda^m - a_{m-1}\lambda^{m-1} - \dots - a_1\lambda - a_0 = 0$$

associated with the multistep difference method

$$w_0 = \alpha, \quad w_1 = \alpha_1, \quad \dots, \quad w_{m-1} = \alpha_{m-1}$$

and

$$w_{i+1} = a_{m-1}w_i + a_{m-2}w_{i-1} + \dots + a_0w_{i+1-m} + hF(t_i, h, w_{i+1}, w_i, \dots, w_{i+1-m}).$$

If $|\lambda_i| \leq 1$, for each $i = 1, 2, \dots, m$, and all roots with absolute value 1 are simple roots, then the difference method is said to satisfy the **root condition**. ■

Definition 5.23

- (i) Methods that satisfy the root condition and have $\lambda = 1$ as the only root of the characteristic equation of magnitude one are called **strongly stable**.
- (ii) Methods that satisfy the root condition and have more than one distinct root with magnitude one are called **weakly stable**.
- (iii) Methods that do not satisfy the root condition are called **unstable**. ■

Consistency and convergence of a multistep method are closely related to the roundoff stability of the method. The next theorem details these connections. For the proof of this result and the theory on which it is based, see [IK, pp. 410–417].

Theorem 5.24 A multistep method of the form

$$w_0 = \alpha, \quad w_1 = \alpha_1, \quad \dots, \quad w_{m-1} = \alpha_{m-1},$$

where

$$w_{i+1} = a_{m-1}w_i + a_{m-2}w_{i-1} + \dots + a_0w_{i+1-m} + hF(t_i, h, w_{i+1}, w_i, \dots, w_{i+1-m})$$

is stable if and only if it satisfies the root condition. Moreover, if the difference method is consistent with the differential equation, then the method is stable if and only if it is convergent. ■

EXAMPLE 2 We have seen that the fourth-order Adams-Bashforth method can be expressed as

$$w_{i+1} = w_i + hF(t_i, h, w_{i+1}, w_i, \dots, w_{i-3}),$$

where

$$F(t_i, h, w_{i+1}, w_i, \dots, w_{i-3}) = \frac{h}{24} [55f(t_i, w_i) - 59f(t_{i-1}, w_{i-1}) \\ + 37f(t_{i-2}, w_{i-2}) - 9f(t_{i-3}, w_{i-3})];$$

so $m = 4$, $a_0 = 0$, $a_1 = 0$, $a_2 = 0$, and $a_3 = 1$.

The characteristic equation for this Adams-Bashforth method is, consequently,

$$0 = P(\lambda) = \lambda^4 - \lambda^3 = \lambda^3(\lambda - 1),$$

which has roots $\lambda_1 = 1$, $\lambda_2 = 0$, $\lambda_3 = 0$, and $\lambda_4 = 0$. It satisfies the root condition and is strongly stable.

The Adams-Moulton method has a similar characteristic polynomial, $P(\lambda) = \lambda^3 - \lambda^2$, with zeros $\lambda_1 = 1$, $\lambda_2 = 0$, and $\lambda_3 = 0$, and is also strongly stable. ■

EXAMPLE 3 The explicit multistep method given by

$$w_{i+1} = w_{i-3} + \frac{4h}{3} [2f(t_i, w_i) - f(t_{i-1}, w_{i-1}) + 2f(t_{i-2}, w_{i-2})]$$

was introduced in Section 5.6 as the fourth-order Milne's method. Since the characteristic equation for this method, $0 = P(\lambda) = \lambda^4 - 1$, has four roots with magnitude one: $\lambda_1 = 1$, $\lambda_2 = -1$, $\lambda_3 = i$, and $\lambda_4 = -i$, the method satisfies the root condition, but it is only weakly stable.

Consider the initial-value problem

$$y' = -6y + 6, \quad 0 \leq t \leq 1, \quad y(0) = 2,$$

which has the exact solution $y(t) = 1 + e^{-6t}$. For comparison purposes, the strongly stable fourth-order Adams-Bashforth method and the weakly stable Milne's method are used to approximate the solution to this problem with $h = 0.1$, with exact values for the starting values. The results in Table 5.19 show the effects of a weakly stable method versus a strongly stable method for this problem.

Table 5.19

t_i	Exact $y(t_i)$	Adams-Bashforth Method w_i	Error $ y_i - w_i $	Milne's Method w_i	Error $ y_i - w_i $
0.10000000		1.5488116		1.5488116	
0.20000000		1.3011942		1.3011942	
0.30000000		1.1652989		1.1652989	
0.40000000	1.0907180	1.0996236	8.906×10^{-3}	1.0983785	7.661×10^{-3}
0.50000000	1.0497871	1.0513350	1.548×10^{-3}	1.0417344	8.053×10^{-3}
0.60000000	1.0273237	1.0425614	1.524×10^{-2}	1.0486438	2.132×10^{-2}
0.70000000	1.0149956	1.0047990	1.020×10^{-2}	0.9634506	5.154×10^{-2}
0.80000000	1.0082297	1.0359090	2.768×10^{-2}	1.1289977	1.208×10^{-1}
0.90000000	1.0045166	0.9657936	3.872×10^{-2}	0.7282684	2.762×10^{-1}
1.00000000	1.0024788	1.0709304	6.845×10^{-2}	1.6450917	6.426×10^{-1}

The reason for choosing the Adams-Bashforth-Moulton as our standard fourth-order predictor-corrector technique in Section 5.6 over the Milne-Simpson method of the same

order is that both the Adams-Bashforth and Adams-Moulton methods are strongly stable. They are more likely to give accurate approximations to a wider class of problems than is the predictor-corrector based on the Milne and Simpson techniques, both of which are weakly stable. ■

EXERCISE SET 5.10

1. To prove Theorem 5.20, part (i), show that the hypotheses imply that there exists a constant $K > 0$ such that

$$|u_i - v_i| \leq K|u_0 - v_0|, \quad \text{for each } 1 \leq i \leq N,$$

whenever $\{u_i\}_{i=1}^N$ and $\{v_i\}_{i=1}^N$ satisfy the difference equation $w_{i+1} = w_i + h\phi(t_i, w_i, h)$.

2. For the Adams-Bashforth and Adams-Moulton methods of order four,
a. Show that if $f = 0$, then

$$F(t_i, h, w_{i+1}, \dots, w_{i+1-m}) = 0.$$

- b. Show that if f satisfies a Lipschitz condition with constant L , then a constant C exists with

$$|F(t_i, h, w_{i+1}, \dots, w_{i+1-m}) - F(t_i, h, v_{i+1}, \dots, v_{i+1-m})| \leq C \sum_{j=0}^m |w_{i+1-j} - v_{i+1-j}|.$$

3. Use the results of Exercise 17 in Section 5.4 to show that the Runge-Kutta method of order four is consistent.
4. Consider the differential equation

$$y' = f(t, y), \quad a \leq t \leq b, \quad y(a) = \alpha.$$

- a. Show that

$$y'(t_i) = \frac{-3y(t_i) + 4y(t_{i+1}) - y(t_{i+2}))}{2h} + \frac{h^2}{3} y'''(\xi_i),$$

for some ξ , where $t_i < \xi_i < t_{i+2}$.

- b. Part (a) suggests the difference method

$$w_{i+2} = 4w_{i+1} - 3w_i - 2hf(t_i, w_i), \quad \text{for } i = 0, 1, \dots, N-2.$$

Use this method to solve

$$y' = 1 - y, \quad 0 \leq t \leq 1, \quad y(0) = 0,$$

with $h = 0.1$. Use the starting values $w_0 = 0$ and $w_1 = y(t_1) = 1 - e^{-0.1}$.

- c. Repeat part (b) with $h = 0.01$ and $w_1 = 1 - e^{-0.01}$.
d. Analyze this method for consistency, stability, and convergence.

5. Given the multistep method

$$w_{i+1} = -\frac{3}{2}w_i + 3w_{i-1} - \frac{1}{2}w_{i-2} + 3hf(t_i, w_i), \quad \text{for } i = 2, \dots, N-1,$$

with starting values w_0, w_1, w_2 :

- a. Find the local truncation error.
 - b. Comment on consistency, stability, and convergence.
6. Obtain an approximate solution to the differential equation

$$y' = -y, \quad 0 \leq t \leq 10, \quad y(0) = 1$$

using Milne's method with $h = 0.1$ and then $h = 0.01$, with starting values $w_0 = 1$ and $w_1 = e^{-h}$ in both cases. How does decreasing h from $h = 0.1$ to $h = 0.01$ affect the number of correct digits in the approximate solutions at $t = 1$ and $t = 10$?

7. Investigate stability for the difference method

$$w_{i+1} = -4w_i + 5w_{i-1} + 2h[f(t_i, w_i) + 2hf(t_{i-1}, w_{i-1})],$$

for $i = 1, 2, \dots, N-1$, with starting values w_0, w_1 .

8. Consider the problem $y' = 0, 0 \leq t \leq 10, y(0) = 0$, which has the solution $y \equiv 0$. If the difference method of Exercise 4 is applied to the problem, then

$$w_{i+1} = 4w_i - 3w_{i-1}, \quad \text{for } i = 1, 2, \dots, N-1.$$

$$w_0 = 0, \quad \text{and} \quad w_1 = \alpha_1.$$

Suppose $w_1 = \alpha_1 = \varepsilon$, where ε is a small rounding error. Compute w_i exactly for $i = 2, 3, \dots, 6$ to find how the error ε is propagated.

5.11 Stiff Differential Equations

All the methods for approximating the solution to initial-value problems have error terms that involve a higher derivative of the solution of the equation. If the derivative can be reasonably bounded, then the method will have a predictable error bound that can be used to estimate the accuracy of the approximation. Even if the derivative grows as the steps increase, the error can be kept in relative control, provided that the solution also grows in magnitude. Problems frequently arise, however, when the magnitude of the derivative increases but the solution does not. In this situation, the error can grow so large that it dominates the calculations. Initial-value problems for which this is likely to occur are called **stiff equations** and are quite common, particularly in the study of vibrations, chemical reactions, and electrical circuits. Stiff systems derive their name from the motion of spring and mass systems that have large spring constants.

Stiff differential equations are characterized as those whose exact solution has a term of the form e^{-ct} , where c is a large positive constant. This is usually only a part of the solution, called the *transient* solution. The more important portion of the solution is called the *steady-state* solution. The transient portion of a stiff equation will rapidly decay to zero as t increases, but since the n th derivative of this term has magnitude $c^n e^{-ct}$, the derivative

does not decay as quickly. In fact, since the derivative in the error term is evaluated not at t , but at a number between zero and t , the derivative terms can increase as t increases—and very rapidly indeed. Fortunately, stiff equations generally can be predicted from the physical problem from which the equation is derived and, with care, the error can be kept under control. The manner in which this is done is considered in this section.

EXAMPLE 1 The system of initial-value problems

$$\begin{aligned}u_1' &= 9u_1 + 24u_2 + 5 \cos t - \frac{1}{3} \sin t, & u_1(0) &= \frac{4}{3} \\u_2' &= -24u_1 - 51u_2 - 9 \cos t + \frac{1}{3} \sin t, & u_2(0) &= \frac{2}{3}\end{aligned}$$

has the unique solution

$$\begin{aligned}u_1(t) &= 2e^{-3t} - e^{-39t} + \frac{1}{3} \cos t, \\u_2(t) &= -e^{-3t} + 2e^{-39t} - \frac{1}{3} \cos t.\end{aligned}$$

The transient term e^{-39t} in the solution causes this system to be stiff. Applying Algorithm 5.7, the Runge-Kutta Fourth-Order Method for Systems, gives results listed in Table 5.20. When $h = 0.05$, stability results and the approximations are accurate. Increasing the step size to $h = 0.1$, however, leads to the disastrous results shown in the table. ■

Table 5.20

t	$u_1(t)$	$w_1(t)$ $h = 0.05$	$w_1(t)$ $h = 0.1$	$u_2(t)$	$w_2(t)$ $h = 0.05$	$w_2(t)$ $h = 0.1$
0.1	1.793061	1.712219	-2.645169	-1.032001	-0.8703152	7.844527
0.2	1.423901	1.414070	-18.45158	-0.8746809	-0.8550148	38.87631
0.3	1.131575	1.130523	-87.47221	-0.7249984	-0.7228910	176.4828
0.4	0.9094086	0.9092763	-934.0722	-0.6082141	-0.6079475	789.3540
0.5	0.7387877	9.7387506	-1760.016	-0.5156575	-0.5155810	3520.00
0.6	0.6057094	0.6056833	-7848.550	-0.4404108	-0.4403558	15697.84
0.7	0.4998603	0.4998361	-34989.63	-0.3774038	-0.3773540	69979.87
0.8	0.4136714	0.4136490	-155979.4	-0.3229535	-0.3229078	311959.5
0.9	0.3416143	0.3415939	-695332.0	-0.2744088	-0.2743673	1390664.
1.0	0.2796748	0.2796568	-3099671.	-0.2298877	-0.2298511	6199352.

Although stiffness is usually associated with systems of differential equations, the approximation characteristics of a particular numerical method applied to a stiff system can be predicted by examining the error produced when the method is applied to a simple *test equation*,

$$y' = \lambda y, \quad y(0) = \alpha, \quad \text{where } \lambda < 0. \quad (5.63)$$

The solution to this equation is $y(t) = \alpha e^{\lambda t}$, which contains the transient solution $e^{\lambda t}$. The steady-state solution is zero, so the approximation characteristics of a method are easy to

determine. (A more complete discussion of the roundoff error associated with stiff systems requires examining the test equation when λ is a complex number with negative imaginary part; see [Ge1, p. 222].)

First consider Euler's method applied to the test equation. Letting $h = (b - a)/N$ and $t_j = jh$, for $j = 0, 1, 2, \dots, N$, Eq. (5.8) implies that

$$w_0 = \alpha,$$

and

$$w_{j+1} = w_j + h(\lambda w_j) = (1 + h\lambda)w_j,$$

so

$$w_{j+1} = (1 + h\lambda)^{j+1}w_0 = (1 + h\lambda)^{j+1}\alpha, \quad \text{for } j = 0, 1, \dots, N - 1. \quad (5.64)$$

Since the exact solution is $y(t) = \alpha e^{\lambda t}$, the absolute error is

$$|y(t_j) - w_j| = |e^{jh\lambda} - (1 + h\lambda)^j| |\alpha| = |(e^{h\lambda})^j - (1 + h\lambda)^j| |\alpha|,$$

and the accuracy is determined by how well the term $1 + h\lambda$ approximates $e^{h\lambda}$. When $\lambda < 0$, the exact solution $(e^{h\lambda})^j$ decays to zero as j increases, but by (5.64), the approximation will have this property only if $|1 + h\lambda| < 1$. This effectively restricts the step size h for Euler's method to satisfy $h < 2/|\lambda|$.

Suppose now that a roundoff error δ_0 is introduced in the initial condition for Euler's method,

$$w_0 = \alpha + \delta_0.$$

At the j th step the roundoff error is

$$\delta_j = (1 + h\lambda)^j \delta_0.$$

Since $\lambda < 0$, the condition for the control of the growth of roundoff error is the same as the condition for controlling the absolute error, $|1 + h\lambda| < 1$, which implies that $h < 2/|\lambda|$.

The situation is similar for other one-step methods. In general, a function Q exists with the property that the difference method, when applied to the test equation, gives

$$w_{i+1} = Q(h\lambda)w_i. \quad (5.65)$$

The accuracy of the method depends upon how well $Q(h\lambda)$ approximates $e^{h\lambda}$, and the error will grow without bound if $|Q(h\lambda)| > 1$. An n th-order Taylor method, for example, will have stability with regard to both the growth of roundoff error and absolute error, provided h is chosen to satisfy

$$\left| 1 + h\lambda + \frac{1}{2}h^2\lambda^2 + \dots + \frac{1}{n!}h^n\lambda^n \right| < 1.$$

Exercise 6 examines the specific case when the method is the classical fourth-order Runge-Kutta method, a Taylor method of order four.

When a multistep method of the form (5.54) is applied to the test equation, the result is

$$w_{j+1} = a_{m-1}w_j + \cdots + a_0w_{j+1-m} + h\lambda(b_m w_{j+1} + b_{m-1}w_j + \cdots + b_0w_{j+1-m}),$$

for $j = m - 1, \dots, N - 1$, or

$$(1 - h\lambda b_m)w_{j+1} - (a_{m-1} + h\lambda b_{m-1})w_j - \cdots - (a_0 + h\lambda b_0)w_{j+1-m} = 0.$$

Associated with this homogeneous difference equation is a **characteristic polynomial**

$$Q(z, h\lambda) = (1 - h\lambda b_m)z^m - (a_{m-1} + h\lambda b_{m-1})z^{m-1} - \cdots - (a_0 + h\lambda b_0).$$

This polynomial is similar to the characteristic polynomial (5.57), but it also incorporates the test equation. The theory here parallels the stability discussion in Section 5.10.

Suppose w_0, \dots, w_{m-1} are given, and, for fixed $h\lambda$, let β_1, \dots, β_m be the zeros of the polynomial $Q(z, h\lambda)$. If β_1, \dots, β_m are distinct, then c_1, \dots, c_m exist with

$$w_j = \sum_{k=1}^m c_k (\beta_k)^j, \quad \text{for } j = 0, \dots, N. \quad (5.66)$$

If $Q(z, h\lambda)$ has multiple zeros, w_j is similarly defined. (See Eq. (5.62) in Section 5.10.) If w_j is to accurately approximate $y(t_j) = e^{jh\lambda} = (e^{h\lambda})^j$, then all zeros β_k must satisfy $|\beta_k| < 1$; otherwise, certain choices of α will result in $c_k \neq 0$, and the term $c_k(\beta_k)^j$ will not decay to zero.

EXAMPLE 2 The test differential equation

$$y' = -30y, \quad 0 \leq t \leq 1.5, \quad y(0) = \frac{1}{3}$$

has exact solution $y = \frac{1}{3}e^{-30t}$. Using $h = 0.1$ for Euler's Algorithm 5.1, Runge-Kutta Fourth-Order Algorithm 5.2, and the Adams Predictor-Corrector Algorithm 5.4, gives the results at $t = 1.5$ in Table 5.21. ■

Table 5.21

Exact solution	9.54173×10^{-21}
Euler's method	-1.09225×10^4
Runge-Kutta method	3.95730×10^1
Predictor-corrector method	8.03840×10^5

The inaccuracies in Example 2 are due to the fact that $|Q(h\lambda)| > 1$ for Euler's method and the Runge-Kutta method and that $Q(z, h\lambda)$ has zeros with modulus exceeding 1 for the predictor-corrector method. To apply these methods to this problem, the step size must be reduced. The following definition is used to describe the amount of step-size reduction that is required.

Definition 5.25 The **region R of absolute stability** for a one-step method is $R = \{h\lambda \in \mathbb{C} \mid |Q(h\lambda)| < 1\}$, and for a multistep method, it is $R = \{h\lambda \in \mathbb{C} \mid |\beta_k| < 1, \text{ for all zeros } \beta_k \text{ of } Q(z, h\lambda)\}$. ■

Equations (5.65) and (5.66) imply that a method can be applied effectively to a stiff equation only if $h\lambda$ is in the region of absolute stability of the method, which for a given problem places a restriction on the size of h . Even though the exponential term in the exact solution decays quickly to zero, λh must remain within the region of absolute stability throughout the interval of t values for the approximation to decay to zero and the growth of error to be under control. This means that, although h could normally be increased because of truncation error considerations, the absolute stability criterion forces h to remain small. Variable step-size methods are especially vulnerable to this problem since an examination of the local truncation error might indicate that the step size could increase, which could inadvertently result in λh being outside the region of absolute stability.

Since the region of absolute stability of a method is generally the critical factor in producing accurate approximations for stiff systems, numerical methods are sought with as large a region of absolute stability as possible. A numerical method is said to be **A-stable** if its region R of absolute stability contains the entire left half-plane.

The **Implicit Trapezoidal method**, given by

$$\begin{aligned} w_0 &= \alpha, \\ w_{j+1} &= w_j + \frac{h}{2} [f(t_{j+1}, w_{j+1}) + f(t_j, w_j)], \quad 0 \leq j \leq N-1, \end{aligned} \quad (5.67)$$

is an A-stable method (see Exercise 9) and is the only A-stable multistep method. Although the Trapezoidal method does not give accurate approximations for large step sizes, its error will not grow exponentially.

The techniques commonly used for stiff systems are implicit multistep methods. Generally, w_{i+1} is obtained by solving a nonlinear equation or nonlinear system iteratively, often by Newton's method. Consider, for example, the Implicit Trapezoidal method

$$w_{j+1} = w_j + \frac{h}{2} [f(t_{j+1}, w_{j+1}) + f(t_j, w_j)].$$

Having computed t_j , t_{j+1} , and w_j , we need to determine w_{j+1} , the solution to

$$F(w) = w - w_j - \frac{h}{2} [f(t_{j+1}, w) + f(t_j, w_j)] = 0. \quad (5.68)$$

To approximate this solution, select $w_{j+1}^{(0)}$, usually as w_j , and generate $w_{j+1}^{(k)}$ by applying Newton's method to (5.68),

$$\begin{aligned} w_{j+1}^{(k)} &= w_{j+1}^{(k-1)} - \frac{F(w_{j+1}^{(k-1)})}{F'(w_{j+1}^{(k-1)})} \\ &= w_{j+1}^{(k-1)} - \frac{w_{j+1}^{(k-1)} - w_j - \frac{h}{2} [f(t_j, w_j) + f(t_{j+1}, w_{j+1}^{(k-1)})]}{1 - \frac{h}{2} f_y(t_{j+1}, w_{j+1}^{(k-1)})} \end{aligned}$$

until $|w_{j+1}^{(k)} - w_{j+1}^{(k-1)}|$ is sufficiently small. This is the procedure that is used in Algorithm 5.8. Normally only three or four iterations per step are required.

The Secant method can be used as an alternative to Newton's method in Eq. (5.68), but then two distinct initial approximations to w_{j+1} are required. To employ the Secant method,

the usual practice is to let $w_{j+1}^{(0)} = w_j$ and obtain $w_{j+1}^{(1)}$ from some explicit multistep method. When a system of stiff equations is involved, a generalization is required for either Newton's or the Secant method. These topics are considered in Chapter 10.

ALGORITHM
5.8

Trapezoidal with Newton Iteration

To approximate the solution of the initial-value problem

$$y' = f(t, y), \quad \text{for } a \leq t \leq b, \quad \text{with } y(a) = \alpha$$

at $(N + 1)$ equally spaced numbers in the interval $[a, b]$:

INPUT endpoints a, b ; integer N ; initial condition α ; tolerance TOL ; maximum number of iterations M at any one step.

OUTPUT approximation w to y at the $(N + 1)$ values of t or a message of failure.

Step 1 Set $h = (b - a)/N$;
 $t = a$;
 $w = \alpha$;
OUTPUT (t, w) .

Step 2 For $i = 1, 2, \dots, N$ do Steps 3–7.

Step 3 Set $k_1 = w + \frac{h}{2} f(t, w)$;
 $w_0 = k_1$;
 $j = 1$;
 $FLAG = 0$.

Step 4 While $FLAG = 0$ do Steps 5–6.

Step 5 Set $w = w_0 - \frac{w_0 - \frac{h}{2} f(t + h, w_0) - k_1}{1 - \frac{h}{2} f_y(t + h, w_0)}$.

Step 6 If $|w - w_0| < TOL$ then set $FLAG = 1$
 else set $j = j + 1$;
 $w_0 = w$;
 if $j > M$ then
OUTPUT ('The maximum number of iterations exceeded');
STOP.

Step 7 Set $t = a + ih$;
OUTPUT (t, w) .

Step 8 **STOP**. ■

EXAMPLE 3 The stiff initial-value problem

$$y' = 5e^{5t}(y - t)^2 + 1, \quad 0 \leq t \leq 1, \quad y(0) = -1$$

has solution $y(t) = t - e^{-5t}$. To show the effects of stiffness, the Implicit Trapezoidal method and the Runge-Kutta fourth-order method are applied both with $N = 4$, giving $h = 0.25$, and with $N = 5$, giving $h = 0.20$. The Trapezoidal method performs well in both cases using $M = 10$ and $TOL = 10^{-6}$, as does Runge-Kutta with $h = 0.2$. However, $h = 0.25$ is outside the region of absolute stability of the Runge-Kutta method, which is evident from the results in Table 5.22. ■

Table 5.22

		Runge-Kutta Method		Trapezoidal Method	
		$h = 0.2$		$h = 0.2$	
t_i	w_i	$ y(t_i) - w_i $	w_i	$ y(t_i) - w_i $	
0.0	-1.0000000	0	-1.0000000	0	
0.2	-0.1488521	1.9027×10^{-2}	-0.1414969	2.6383×10^{-2}	
0.4	0.2684884	3.8237×10^{-3}	0.2748614	1.0197×10^{-2}	
0.6	0.5519927	1.7798×10^{-3}	0.5539828	3.7700×10^{-3}	
0.8	0.7822857	6.0131×10^{-4}	0.7830720	1.3876×10^{-3}	
1.0	0.9934905	2.2845×10^{-4}	0.9937726	5.1050×10^{-4}	
		$h = 0.25$		$h = 0.25$	
t_i	w_i	$ y(t_i) - w_i $	w_i	$ y(t_i) - w_i $	
0.0	-1.0000000	0	-1.0000000	0	
0.25	0.4014315	4.37936×10^{-1}	0.0054557	4.1961×10^{-2}	
0.5	3.4374753	3.01956×10^0	0.4267572	8.8422×10^{-3}	
0.75	1.44639×10^{23}	1.44639×10^{23}	0.7291528	2.6706×10^{-3}	
1.0	Overflow		0.9940199	7.5790×10^{-4}	

We have presented here only a small amount of what the reader frequently encountering stiff differential equations should know. For further details, consult [Ge2], [Lam], or [SGe].

EXERCISE SET 5.11

- Solve the following stiff initial-value problems using Euler's method, and compare the results with the actual solution.
 - $y' = -9y$, $0 \leq t \leq 1$, $y(0) = e$, with $h = 0.1$; actual solution $y(t) = e^{1-9t}$.
 - $y' = -20(y - t^2) + 2t$, $0 \leq t \leq 1$, $y(0) = \frac{1}{3}$, with $h = 0.1$; actual solution $y(t) = t^2 + \frac{1}{3}e^{-20t}$.
 - $y' = -20y + 20 \sin t + \cos t$, $0 \leq t \leq 2$, $y(0) = 1$, with $h = 0.25$; actual solution $y(t) = \sin t + e^{-20t}$.

- d. $y' = \frac{50}{y} - 50y$, $0 \leq t \leq 1$, $y(0) = \sqrt{2}$, with $h = 0.1$; actual solution $y(t) = (1 + e^{-100t})^{1/2}$.
- Repeat Exercise 1 using the Runge-Kutta fourth-order method.
 - Repeat Exercise 1 using the Adams fourth-order predictor-corrector method.
 - Repeat Exercise 1 using the Trapezoidal Algorithm. Use $TOL = 10^{-5}$.
 - Solve the following stiff initial-value problem using the Runge-Kutta fourth-order method with (a) $h = 0.1$ and (b) $h = 0.025$.

$$u_1' = 32u_1 + 66u_2 + \frac{2}{3}t + \frac{2}{3}, \quad 0 \leq t \leq 0.5, \quad u_1(0) = \frac{1}{3};$$

$$u_2' = -66u_1 - 133u_2 - \frac{1}{3}t - \frac{1}{3}, \quad 0 \leq t \leq 0.5, \quad u_2(0) = \frac{1}{3}.$$

Compare the results to the actual solution,

$$u_1(t) = \frac{2}{3}t + \frac{2}{3}e^{-t} - \frac{1}{3}e^{-100t} \quad \text{and} \quad u_2(t) = -\frac{1}{3}t - \frac{1}{3}e^{-t} + \frac{2}{3}e^{-100t}.$$

- Show that the fourth-order Runge-Kutta method,

$$k_1 = hf(t_i, w_i),$$

$$k_2 = hf(t_i + h/2, w_i + k_1/2),$$

$$k_3 = hf(t_i + h/2, w_i + k_2/2),$$

$$k_4 = hf(t_i + h, w_i + k_3),$$

$$w_{i+1} = w_i + \frac{1}{6}(k_1 + 2k_2 + 2k_3 + k_4),$$

when applied to the differential equation $y' = \lambda y$, can be written in the form

$$w_{i+1} = \left(1 + h\lambda + \frac{1}{2}(h\lambda)^2 + \frac{1}{6}(h\lambda)^3 + \frac{1}{24}(h\lambda)^4\right) w_i.$$

- Discuss consistency, stability, and convergence for the Implicit Trapezoidal method

$$w_{i+1} = w_i + \frac{h}{2}[f(t_{i+1}, w_{i+1}) + f(t_i, w_i)], \quad \text{for } i = 0, 1, \dots, N-1,$$

with $w_0 = \alpha$ applied to the differential equation

$$y' = f(t, y), \quad a \leq t \leq b, \quad y(a) = \alpha.$$

- The Backward Euler one-step method is defined by

$$w_{i+1} = w_i + hf(t_{i+1}, w_{i+1}), \quad \text{for } i = 0, \dots, N-1.$$

- Show that $Q(h\lambda) = 1/(1 - h\lambda)$ for the Backward Euler method.
 - Apply the Backward Euler method to the differential equations given in Exercise 1. Use Newton's method to solve for w_{i+1} .
- Show that the Implicit Trapezoidal method (5.67) is A -stable.
 - Show that the Backward Euler method described in Exercise 8 is A -stable.

5.12 Survey of Methods and Software

In this chapter we have considered methods to approximate the solutions to initial-value problems for ordinary differential equations. We began with a discussion of the most elementary numerical technique, Euler's method. This procedure is not sufficiently accurate to be of use in applications, but it illustrates the general behavior of the more powerful techniques, without the accompanying algebraic difficulties. The Taylor methods were then considered as generalizations of Euler's method. They were found to be accurate but cumbersome because of the need to determine extensive partial derivatives of the defining function of the differential equation. The Runge-Kutta formulas simplified the Taylor methods, while not significantly increasing the error. To this point we had considered only one-step methods, techniques that use only data at the most recently computed point.

Multistep methods are discussed in Section 5.6, where Explicit methods of Adams-Bashforth type and implicit methods of Adams-Moulton type were considered. These culminate in predictor-corrector methods, which use an explicit method, such as an Adams-Bashforth, to predict the solution and then apply a corresponding implicit method, like an Adams-Moulton, to correct the approximation.

Section 5.9 illustrated how these techniques can be used to solve higher-order initial-value problems and systems of initial-value problems.

The more accurate adaptive methods are based on the relatively uncomplicated one-step and multistep techniques. In particular, we saw in Section 5.5 that the Runge-Kutta-Fehlberg method is a one-step procedure that seeks to select mesh spacing to keep the local error of the approximation under control. The Variable Step-Size Predictor-Corrector method presented in Section 5.7 is based on the four-step Adams-Bashforth method and three-step Adams-Moulton method. It also changes the step size to keep the local error within a given tolerance. The Extrapolation method discussed in Section 5.8 is based on a modification of the Midpoint method and incorporates extrapolation to maintain a desired accuracy of approximation.

The final topic in the chapter concerned the difficulty that is inherent in the approximation of the solution to a stiff equation, a differential equation whose exact solution contains a portion of the form $e^{-\lambda t}$, where λ is a positive constant. Special caution must be taken with problems of this type, or the results can be overwhelmed by roundoff error.

Methods of the Runge-Kutta-Fehlberg type are generally sufficient for nonstiff problems when moderate accuracy is required. The extrapolation procedures are recommended for nonstiff problems where high accuracy is required. Extensions of the Implicit Trapezoidal method to variable-order and variable step-size implicit Adams-type methods are used for stiff initial-value problems.

The IMSL Library includes two subroutines for approximating the solutions of initial-value problems. Each of the methods solves a system of m first-order equations in m variables. The equations are of the form

$$\frac{du_i}{dt} = f_i(t, u_1, u_2, \dots, u_m), \quad \text{for } i = 1, 2, \dots, m,$$

where $u_i(t_0)$ is given for each i . The variable step-size subroutine IVPRK is based on the Runge-Kutta-Verner fifth- and sixth-order methods described in Exercise 4 of Section 5.5. A subroutine of Adams type to be used for stiff equations is due to C. William Gear and

is given by IVPAG. This method uses implicit multistep methods of order up to 12 and backward differentiation formulas of order up to 5.

The Runge-Kutta-type procedures contained in the NAG Library are called D02BGF, D02BHF, D02PCF, and D02PDF. D02BGF and D02BHF are based on the Merson form of the Runge-Kutta method. A variable-order and variable step-size Adams method is contained in the procedure D02CJF. Variable-order, variable step-size backward-difference methods for stiff systems are contained in the procedure D02EJF. Other routines incorporate the same methods but iterate until a component of the solution attains a given value or until a function of the solution is zero.

The netlib Library includes several subroutines for approximating the solutions of initial-value problems in the package ODE, located at <http://www.netlib.org/ode>. The subroutine `dverk.f` is based on the Runge-Kutta-Verner fifth- and sixth-order methods. The subroutine `rkf45.f` is based on the Runge-Kutta-Fehlberg fourth- and fifth-order methods as described on pages 284–285 of Section 5.5. For stiff ordinary differential equation initial-value problems, the subroutine `epsode.f` based on variable coefficient backward differentiation formula can be used.

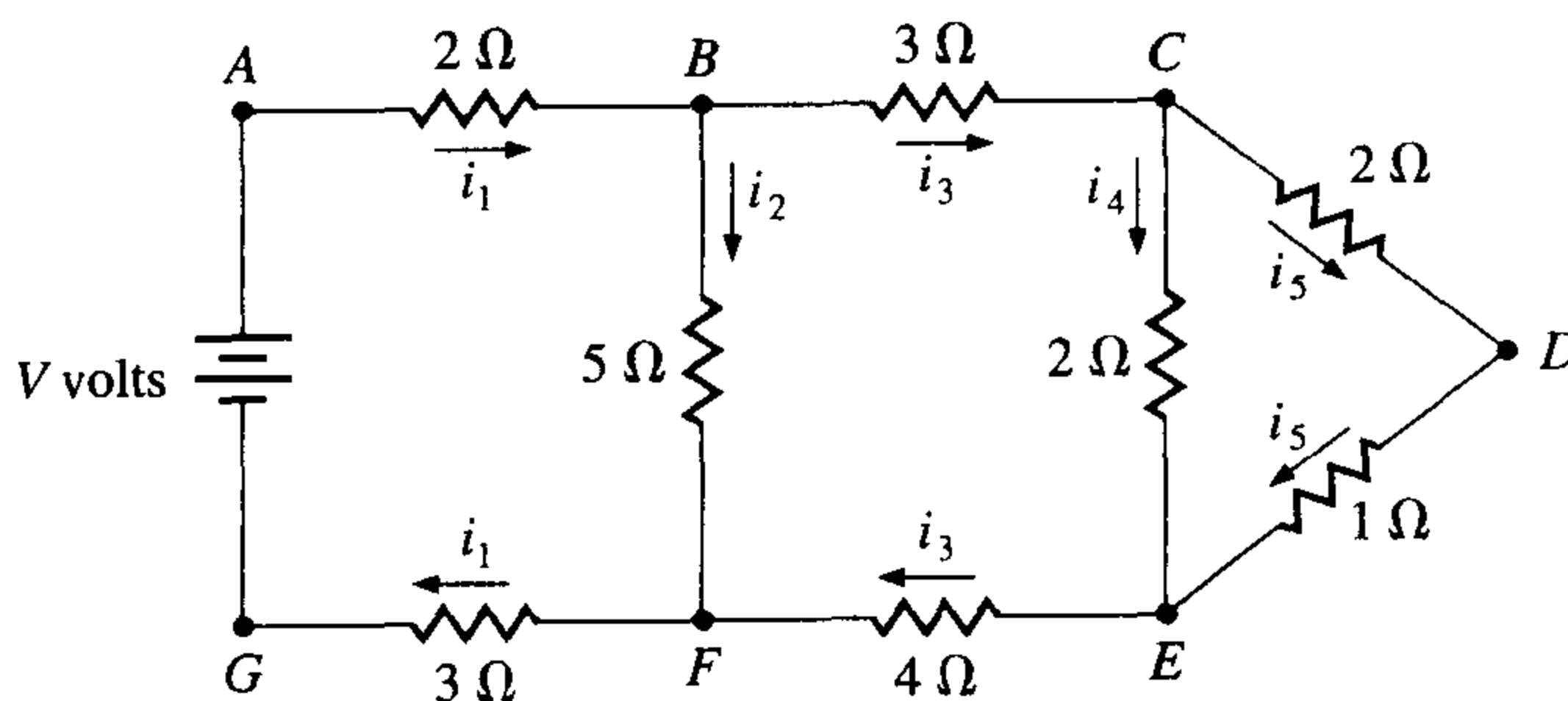
Many books specialize in the numerical solution of initial-value problems. Two classics are by Henrici [He1] and Gear [Ge1]. Other books that survey the field are by Botha and Pinder [BP], Ortega and Poole [OP], Golub and Ortega [GO], Shampine [Sh], and Dormand [Do]. Two books by Hairer, Nørsett, and Warner provide comprehensive discussions on nonstiff [HNW1] and stiff [HNW2] problems. The book by Burrage [Bur] describes parallel and sequential methods.

Direct Methods for Solving Linear Systems

■ ■ ■

Kirchhoff's laws of electrical circuits state that both the net flow of current through each junction and the net voltage drop around each closed loop of a circuit are zero. Suppose that a potential of V volts is applied between the points A and G in the circuit and that $i_1, i_2, i_3, i_4,$ and i_5 represent current flow as shown in the diagram. Using G as a reference point, Kirchhoff's laws imply that the currents satisfy the following system of linear equations:

$$\begin{aligned} 5i_1 + 5i_2 &= V, \\ i_3 - i_4 - i_5 &= 0, \\ 2i_4 - 3i_5 &= 0, \\ i_1 - i_2 - i_3 &= 0, \\ 5i_2 - 7i_3 - 2i_4 &= 0. \end{aligned}$$



The solution of systems of this type will be considered in this chapter. This application is discussed in Exercise 23 of Section 6.6.

Linear systems of equations are associated with many problems in engineering and science, as well as with applications of mathematics to the social sciences and the quantitative study of business and economic problems.

In this chapter, direct techniques are considered to solve the linear system

$$\begin{aligned} E_1 : & a_{11}x_1 + a_{12}x_2 + \cdots + a_{1n}x_n = b_1, \\ E_2 : & a_{21}x_1 + a_{22}x_2 + \cdots + a_{2n}x_n = b_2, \\ & \vdots \\ E_n : & a_{n1}x_1 + a_{n2}x_2 + \cdots + a_{nn}x_n = b_n, \end{aligned} \tag{6.1}$$

for x_1, \dots, x_n , given the constants a_{ij} , for each $i, j = 1, 2, \dots, n$, and b_i , for each $i = 1, 2, \dots, n$. Direct techniques are methods that give an answer in a fixed number of steps, subject only to roundoff errors. In the presentation we shall also introduce some elementary notions from the subject of linear algebra.

Methods of approximating the solution to linear systems by iterative methods are discussed in Chapter 7.

6.1 Linear Systems of Equations

We use three operations to simplify the linear system given in (6.1):

1. Equation E_i can be multiplied by any nonzero constant λ with the resulting equation used in place of E_i . This operation is denoted $(\lambda E_i) \rightarrow (E_i)$.
2. Equation E_j can be multiplied by any constant λ and added to equation E_i with the resulting equation used in place of E_i . This operation is denoted $(E_i + \lambda E_j) \rightarrow (E_i)$.
3. Equations E_i and E_j can be transposed in order. This operation is denoted $(E_i) \leftrightarrow (E_j)$.

By a sequence of these operations, a linear system can be transformed to a more easily solved linear system that has the same solutions. The sequence of operations is illustrated in the next example.

EXAMPLE 1 The four equations

$$\begin{aligned} E_1 : & x_1 + x_2 + 3x_4 = 4, \\ E_2 : & 2x_1 + x_2 - x_3 + x_4 = 1, \\ E_3 : & 3x_1 - x_2 - x_3 + 2x_4 = -3, \\ E_4 : & -x_1 + 2x_2 + 3x_3 - x_4 = 4, \end{aligned} \tag{6.2}$$

will be solved for x_1 , x_2 , x_3 , and x_4 . We first use equation E_1 to eliminate the unknown x_1 from E_2 , E_3 , and E_4 by performing $(E_2 - 2E_1) \rightarrow (E_2)$, $(E_3 - 3E_1) \rightarrow (E_3)$, and $(E_4 + E_1) \rightarrow (E_4)$. The resulting system is

$$\begin{aligned} E_1 : & x_1 + x_2 + 3x_4 = 4, \\ E_2 : & -x_2 - x_3 - 5x_4 = -7, \\ E_3 : & -4x_2 - x_3 - 7x_4 = -15, \\ E_4 : & 3x_2 + 3x_3 + 2x_4 = 8, \end{aligned}$$

where, for simplicity, the new equations are again labeled E_1 , E_2 , E_3 , and E_4 .

In the new system, E_2 is used to eliminate x_2 from E_3 and E_4 by performing $(E_3 - 4E_2) \rightarrow (E_3)$ and $(E_4 + 3E_2) \rightarrow (E_4)$, resulting in

$$\begin{aligned} E_1 : & x_1 + x_2 + 3x_4 = 4, \\ E_2 : & -x_2 - x_3 - 5x_4 = -7, \\ E_3 : & 3x_3 + 13x_4 = 13, \\ E_4 : & -13x_4 = -13. \end{aligned} \tag{6.3}$$

The system of equations (6.3) is now in **triangular** (or **reduced**) form and can be solved for the unknowns by a **backward-substitution process**. Since E_4 implies $x_4 = 1$, we can solve E_3 for x_3 to give

$$x_3 = \frac{1}{3}(13 - 13x_4) = \frac{1}{3}(13 - 13) = 0.$$

Continuing, E_2 gives

$$x_2 = -(-7 + 5x_4 + x_3) = -(-7 + 5 + 0) = 2,$$

and E_1 gives

$$x_1 = 4 - 3x_4 - x_2 = 4 - 3 - 2 = -1.$$

The solution to (6.3), and consequently to (6.2), is therefore, $x_1 = -1$, $x_2 = 2$, $x_3 = 0$, and $x_4 = 1$. ■

When performing the calculations of Example 1, we did not need to write out the full equations at each step or to carry the variables x_1 , x_2 , x_3 , and x_4 through the calculations, since they always remained in the same column. The only variation from system to system occurred in the coefficients of the unknowns and in the values on the right side of the equations. For this reason, a linear system is often replaced by a *matrix*, which contains all the information about the system that is necessary to determine its solution, but in a compact form.

Definition 6.1

An $n \times m$ (n by m) **matrix** is a rectangular array of elements with n rows and m columns in which not only is the value of an element important, but also its position in the array. ■

The notation for an $n \times m$ matrix will be a capital letter such as A for the matrix and lowercase letters with double subscripts, such as a_{ij} , to refer to the entry at the intersection of the i th row and j th column; that is,

$$A = (a_{ij}) = \begin{bmatrix} a_{11} & a_{12} & \cdots & a_{1m} \\ a_{21} & a_{22} & \cdots & a_{2m} \\ \vdots & \vdots & & \vdots \\ a_{n1} & a_{n2} & \cdots & a_{nm} \end{bmatrix}.$$

EXAMPLE 2 The matrix

$$A = \begin{bmatrix} 2 & -1 & 7 \\ 3 & 1 & 0 \end{bmatrix}$$

is a 2×3 matrix with $a_{11} = 2$, $a_{12} = -1$, $a_{13} = 7$, $a_{21} = 3$, $a_{22} = 1$, and $a_{23} = 0$. ■

The $1 \times n$ matrix

$$A = [a_{11} \ a_{12} \ \cdots \ a_{1n}]$$

is called an **n -dimensional row vector**, and an $n \times 1$ matrix

$$A = \begin{bmatrix} a_{11} \\ a_{21} \\ \vdots \\ a_{n1} \end{bmatrix}$$

is called an **n -dimensional column vector**. Usually the unnecessary subscripts are omitted for vectors, and a boldface lowercase letter is used for notation. Thus,

$$\mathbf{x} = \begin{bmatrix} x_1 \\ x_2 \\ \vdots \\ x_n \end{bmatrix}$$

denotes a column vector, and

$$\mathbf{y} = [y_1 \ y_2 \ \cdots \ y_n]$$

a row vector.

An $n \times (n + 1)$ matrix can be used to represent the linear system

$$\begin{aligned} a_{11}x_1 + a_{12}x_2 + \cdots + a_{1n}x_n &= b_1, \\ a_{21}x_1 + a_{22}x_2 + \cdots + a_{2n}x_n &= b_2, \\ &\vdots \\ a_{n1}x_1 + a_{n2}x_2 + \cdots + a_{nn}x_n &= b_n, \end{aligned}$$

by first constructing

$$A = \begin{bmatrix} a_{11} & a_{12} & \cdots & a_{1n} \\ a_{21} & a_{22} & \cdots & a_{2n} \\ \vdots & \vdots & & \vdots \\ a_{n1} & a_{n2} & \cdots & a_{nn} \end{bmatrix} \quad \text{and} \quad \mathbf{b} = \begin{bmatrix} b_1 \\ b_2 \\ \vdots \\ b_n \end{bmatrix}$$

and then combining these matrices to form the **augmented matrix**

$$[A, \mathbf{b}] = \begin{bmatrix} a_{11} & a_{12} & \cdots & a_{1n} & \vdots & b_1 \\ a_{21} & a_{22} & \cdots & a_{2n} & \vdots & b_2 \\ \vdots & \vdots & & \vdots & \vdots & \vdots \\ a_{n1} & a_{n2} & \cdots & a_{nn} & \vdots & b_n \end{bmatrix},$$

where the vertical dotted line is used to separate the coefficients of the unknowns from the values on the right-hand side of the equations.

Repeating the operations involved in Example 1 with the matrix notation results in first considering the augmented matrix:

$$\begin{bmatrix} 1 & 1 & 0 & 3 & \vdots & 4 \\ 2 & 1 & -1 & 1 & \vdots & 1 \\ 3 & -1 & -1 & 2 & \vdots & -3 \\ -1 & 2 & 3 & -1 & \vdots & 4 \end{bmatrix}.$$

Performing the operations as described in that example produces the matrices

$$\begin{bmatrix} 1 & 1 & 0 & 3 & \vdots & 4 \\ 0 & -1 & -1 & -5 & \vdots & -7 \\ 0 & -4 & -1 & -7 & \vdots & -15 \\ 0 & 3 & 3 & 2 & \vdots & 8 \end{bmatrix} \quad \text{and} \quad \begin{bmatrix} 1 & 1 & 0 & 3 & \vdots & 4 \\ 0 & -1 & -1 & -5 & \vdots & -7 \\ 0 & 0 & 3 & 13 & \vdots & 13 \\ 0 & 0 & 0 & -13 & \vdots & -13 \end{bmatrix}.$$

The final matrix can now be transformed into its corresponding linear system, and solutions for x_1 , x_2 , x_3 , and x_4 , can be obtained. The procedure involved in this process is called **Gaussian elimination with backward substitution**.

The general Gaussian elimination procedure applied to the linear system

$$\begin{aligned} E_1 : & a_{11}x_1 + a_{12}x_2 + \cdots + a_{1n}x_n = b_1, \\ E_2 : & a_{21}x_1 + a_{22}x_2 + \cdots + a_{2n}x_n = b_2, \\ & \vdots \\ E_n : & a_{n1}x_1 + a_{n2}x_2 + \cdots + a_{nn}x_n = b_n, \end{aligned} \tag{6.4}$$

is handled in a similar manner. First form the augmented matrix \tilde{A} :

$$\tilde{A} = [A, \mathbf{b}] = \begin{bmatrix} a_{11} & a_{12} & \cdots & a_{1n} & \vdots & a_{1,n+1} \\ a_{21} & a_{22} & \cdots & a_{2n} & \vdots & a_{2,n+1} \\ \vdots & \vdots & & \vdots & \vdots & \vdots \\ a_{n1} & a_{n2} & \cdots & a_{nn} & \vdots & a_{n,n+1} \end{bmatrix}, \tag{6.5}$$

where A denotes the matrix formed by the coefficients. The entries in the $(n + 1)$ st column are the values of \mathbf{b} ; that is, $a_{i,n+1} = b_i$ for each $i = 1, 2, \dots, n$.

Provided $a_{11} \neq 0$, the operations corresponding to $(E_j - (a_{j1}/a_{11})E_1) \rightarrow (E_j)$ are performed for each $j = 2, 3, \dots, n$ to eliminate the coefficient of x_1 in each of these rows. Although the entries in rows $2, 3, \dots, n$ are expected to change, for ease of notation we again denote the entry in the i th row and the j th column by a_{ij} . With this in mind, we follow a sequential procedure for $i = 2, 3, \dots, n - 1$ and perform the operation $(E_j - (a_{ji}/a_{ii})E_i) \rightarrow (E_j)$ for each $j = i + 1, i + 2, \dots, n$, provided $a_{ii} \neq 0$. This eliminates (changes the coefficient to zero) x_i in each row below the i th for all values of $i = 1, 2, \dots, n - 1$. The resulting matrix has the form:

$$\tilde{A} = \begin{bmatrix} a_{11} & a_{12} & \cdots & a_{1n} & \vdots & a_{1,n+1} \\ 0 & a_{22} & \cdots & a_{2n} & \vdots & a_{2,n+1} \\ \vdots & \vdots & \ddots & \vdots & \vdots & \vdots \\ 0 & \cdots & \cdots & 0 & a_{nn} & a_{n,n+1} \end{bmatrix},$$

where, except in the first row, the values of a_{ij} are not expected to agree with those in the original matrix \tilde{A} . The matrix \tilde{A} represents a linear system with the same solution set as the original system (6.4). Since the new linear system is triangular,

$$\begin{aligned} a_{11}x_1 + a_{12}x_2 + \cdots + a_{1n}x_n &= a_{1,n+1}, \\ a_{22}x_2 + \cdots + a_{2n}x_n &= a_{2,n+1}, \\ &\vdots \\ a_{nn}x_n &= a_{n,n+1}, \end{aligned}$$

backward substitution can be performed. Solving the n th equation for x_n gives

$$x_n = \frac{a_{n,n+1}}{a_{nn}}.$$

Solving the $(n - 1)$ st equation for x_{n-1} and using x_n yields

$$x_{n-1} = \frac{a_{n-1,n+1} - a_{n-1,n}x_n}{a_{n-1,n-1}}.$$

Continuing this process, we obtain

$$x_i = \frac{a_{i,n+1} - a_{i,n}x_n - a_{i,n-1}x_{n-1} - \cdots - a_{i,i+1}x_{i+1}}{a_{ii}} = \frac{a_{i,n+1} - \sum_{j=i+1}^n a_{ij}x_j}{a_{ii}},$$

for each $i = n - 1, n - 2, \dots, 2, 1$.

The Gaussian elimination procedure can be presented more precisely, although more intricately, by forming a sequence of augmented matrices $\tilde{A}^{(1)}, \tilde{A}^{(2)}, \dots, \tilde{A}^{(n)}$, where $\tilde{A}^{(1)}$ is the matrix \tilde{A} given in (6.5) and $\tilde{A}^{(k)}$, for each $k = 2, 3, \dots, n$, has entries $a_{ij}^{(k)}$, where:

$$a_{ij}^{(k)} = \begin{cases} a_{ij}^{(k-1)}, & \text{when } i = 1, 2, \dots, k - 1 \text{ and } j = 1, 2, \dots, n + 1, \\ 0, & \text{when } i = k, k + 1, \dots, n \text{ and } j = 1, 2, \dots, k - 1, \\ a_{ij}^{(k-1)} - \frac{a_{i,k-1}^{(k-1)}}{a_{k-1,k-1}^{(k-1)}} a_{k-1,j}^{(k-1)}, & \text{when } i = k, k + 1, \dots, n \text{ and } j = k, k + 1, \dots, n + 1. \end{cases}$$

Thus,

$$\tilde{A}^{(k)} = \begin{bmatrix} a_{11}^{(1)} & a_{12}^{(1)} & a_{13}^{(1)} & \cdots & a_{1,k-1}^{(1)} & a_{1k}^{(1)} & \cdots & a_{1n}^{(1)} & \vdots & a_{1,n+1}^{(1)} \\ 0 & a_{22}^{(2)} & a_{23}^{(2)} & \cdots & a_{2,k-1}^{(2)} & a_{2k}^{(2)} & \cdots & a_{2n}^{(2)} & \vdots & a_{2,n+1}^{(2)} \\ \vdots & \vdots & \vdots & \ddots & \vdots & \vdots & \vdots & \vdots & \vdots & \vdots \\ \vdots & \vdots & \vdots & \vdots & a_{k-1,k-1}^{(k-1)} & a_{k-1,k}^{(k-1)} & \cdots & a_{k-1,n}^{(k-1)} & \vdots & a_{k-1,n+1}^{(k-1)} \\ \vdots & \vdots & \vdots & \vdots & 0 & a_{kk}^{(k)} & \cdots & a_{kn}^{(k)} & \vdots & a_{k,n+1}^{(k)} \\ \vdots & \vdots & \vdots & \vdots & \vdots & \vdots & \vdots & \vdots & \vdots & \vdots \\ 0 & \cdots & \cdots & \cdots & 0 & a_{nk}^{(k)} & \cdots & a_{nn}^{(k)} & \vdots & a_{n,n+1}^{(k)} \end{bmatrix} \quad (6.6)$$

represents the equivalent linear system for which the variable x_{k-1} has just been eliminated from equations E_k, E_{k+1}, \dots, E_n .

The procedure will fail if one of the elements $a_{11}^{(1)}, a_{22}^{(2)}, a_{33}^{(3)}, \dots, a_{n-1,n-1}^{(n-1)}, a_{nn}^{(n)}$ is zero because the step

$$\left(E_i - \frac{a_{i,k}^{(k)}}{a_{kk}^{(k)}} E_k \right) \rightarrow E_i$$

either cannot be performed (this occurs if one of $a_{11}^{(1)}, \dots, a_{n-1,n-1}^{(n-1)}$ is zero), or the backward substitution cannot be accomplished (in the case $a_{nn}^{(n)} = 0$). The system may still have a solution, but the technique for finding the solution must be altered. An illustration is given in the following example.

EXAMPLE 3 Consider the linear system

$$\begin{aligned} E_1: & x_1 - x_2 + 2x_3 - x_4 = -8, \\ E_2: & 2x_1 - 2x_2 + 3x_3 - 3x_4 = -20, \\ E_3: & x_1 + x_2 + x_3 = -2, \\ E_4: & x_1 - x_2 + 4x_3 + 3x_4 = 4. \end{aligned}$$

The augmented matrix is

$$\tilde{A} = \tilde{A}^{(1)} = \begin{bmatrix} 1 & -1 & 2 & -1 & \vdots & -8 \\ 2 & -2 & 3 & -3 & \vdots & -20 \\ 1 & 1 & 1 & 0 & \vdots & -2 \\ 1 & -1 & 4 & 3 & \vdots & 4 \end{bmatrix},$$

and performing the operations

$$(E_2 - 2E_1) \rightarrow (E_2), \quad (E_3 - E_1) \rightarrow (E_3), \quad \text{and} \quad (E_4 - E_1) \rightarrow (E_4),$$

gives

$$\tilde{A}^{(2)} = \begin{bmatrix} 1 & -1 & 2 & -1 & \vdots & -8 \\ 0 & 0 & -1 & -1 & \vdots & -4 \\ 0 & 2 & -1 & 1 & \vdots & 6 \\ 0 & 0 & 2 & 4 & \vdots & 12 \end{bmatrix}.$$

Since $a_{22}^{(2)}$, called the **pivot element**, is zero, the procedure cannot continue in its present form. But the operation $(E_i) \leftrightarrow (E_j)$ is permitted, so a search is made of the elements $a_{32}^{(2)}$ and $a_{42}^{(2)}$ for the first nonzero element. Since $a_{32}^{(2)} \neq 0$, the operation $(E_2) \leftrightarrow (E_3)$ is performed to obtain a new matrix,

$$\tilde{A}^{(2)'} = \begin{bmatrix} 1 & -1 & 2 & -1 & \vdots & -8 \\ 0 & 2 & -1 & 1 & \vdots & 6 \\ 0 & 0 & -1 & -1 & \vdots & -4 \\ 0 & 0 & 2 & 4 & \vdots & 12 \end{bmatrix}.$$

Since x_2 is already eliminated from E_3 and E_4 , $\tilde{A}^{(3)}$ will be $\tilde{A}^{(2)'}$, and the computations continue with the operation $(E_4 + 2E_3) \rightarrow (E_4)$, giving

$$\tilde{A}^{(4)} = \begin{bmatrix} 1 & -1 & 2 & -1 & \vdots & -8 \\ 0 & 2 & -1 & 1 & \vdots & 6 \\ 0 & 0 & -1 & -1 & \vdots & -4 \\ 0 & 0 & 0 & 2 & \vdots & 4 \end{bmatrix}.$$

Finally, the backward substitution is applied:

$$\begin{aligned} x_4 &= \frac{4}{2} = 2, \\ x_3 &= \frac{[-4 - (-1)x_4]}{-1} = 2, \\ x_2 &= \frac{[6 - x_4 - (-1)x_3]}{2} = 3, \\ x_1 &= \frac{[-8 - (-1)x_4 - 2x_3 - (-1)x_2]}{1} = -7. \end{aligned} \quad \blacksquare$$

Example 2 illustrates what is done if $a_{kk}^{(k)} = 0$ for some $k = 1, 2, \dots, n - 1$. The k th column of $\tilde{A}^{(k-1)}$ from the k th row to the n th row is searched for the first nonzero entry. If $a_{pk}^{(k)} \neq 0$ for some p , with $k + 1 \leq p \leq n$, then the operation $(E_k) \leftrightarrow (E_p)$ is performed to obtain $\tilde{A}^{(k-1)'}$. The procedure can then be continued to form $\tilde{A}^{(k)}$, and so on. If $a_{pk}^{(k)} = 0$ for each p , it can be shown (see Theorem 6.16 in Section 6.4) that the linear system does not have a unique solution and the procedure stops. Finally, if $a_{nn}^{(n)} = 0$, the linear system does not have a unique solution, and again the procedure stops. Algorithm 6.1 summarizes Gaussian elimination with backward substitution. The algorithm incorporates pivoting when one of the pivots $a_{kk}^{(k)}$ is 0 by interchanging the k th row with the p th row, where p is the smallest integer greater than k for which a $a_{pk}^{(k)}$ is nonzero.

ALGORITHM

6.1

Gaussian Elimination with Backward Substitution

To solve the $n \times n$ linear system

$$E_1 : a_{11}x_1 + a_{12}x_2 + \cdots + a_{1n}x_n = a_{1,n+1}$$

$$E_2 : a_{21}x_1 + a_{22}x_2 + \cdots + a_{2n}x_n = a_{2,n+1}$$

$$\vdots \quad \quad \quad \vdots \quad \quad \quad \vdots \quad \quad \quad \vdots \quad \quad \quad \vdots$$

$$E_n : a_{n1}x_1 + a_{n2}x_2 + \cdots + a_{nn}x_n = a_{n,n+1}$$

INPUT number of unknowns and equations n ; augmented matrix $A = (a_{ij})$, where $1 \leq i \leq n$ and $1 \leq j \leq n + 1$.

OUTPUT solution x_1, x_2, \dots, x_n or message that the linear system has no unique solution.

Step 1 For $i = 1, \dots, n - 1$ do Steps 2–4. (*Elimination process.*)

Step 2 Let p be the smallest integer with $i \leq p \leq n$ and $a_{pi} \neq 0$.
If no integer p can be found
then OUTPUT ('no unique solution exists');
STOP.

Step 3 If $p \neq i$ then perform $(E_p) \leftrightarrow (E_i)$.

Step 4 For $j = i + 1, \dots, n$ do Steps 5 and 6.

Step 5 Set $m_{ji} = a_{ji}/a_{ii}$.

Step 6 Perform $(E_j - m_{ji}E_i) \rightarrow (E_j)$;

Step 7 If $a_{nn} = 0$ then OUTPUT ('no unique solution exists');
STOP.

Step 8 Set $x_n = a_{n,n+1}/a_{nn}$. (*Start backward substitution.*)

Step 9 For $i = n - 1, \dots, 1$ set $x_i = \left[a_{i,n+1} - \sum_{j=i+1}^n a_{ij}x_j \right] / a_{ii}$.

Step 10 OUTPUT (x_1, \dots, x_n) ; (*Procedure completed successfully.*)
STOP. ■

All CAS have matrix routines. To define matrices and perform Gaussian elimination using Maple, you must first access the linear algebra library using the command

```
>with(linalg);
```

To define the matrix $\tilde{A}^{(1)}$ of Example 2, which we will call AA , use the command

```
>AA:=matrix(4,5,[1,-1,2,-1,-8,2,-2,3,-3,-20,1,1,1,0,-2,1,-1,4,3,4]);
```

The first two parameters, 4 and 5, give the number of rows and columns, respectively, and the last parameter is a list of the entries of $\tilde{A}^{(1)} \equiv AA$. The function `addrow(AA, i, j, m)`

performs the operation $(E_j + mE_i) \rightarrow (E_j)$ and the function `swaprow(AA, i, j)` performs the operation $(E_i) \leftrightarrow (E_j)$. So, the sequence of operations

```
>AA:=addrow(AA,1,2,-2);
>AA:=addrow(AA,1,3,-1);
>AA:=addrow(AA,1,4,-1);
>AA:=swaprow(AA,2,3);
>AA:=addrow(AA,3,4,2);
```

gives the reduction to $\tilde{A}^{(4)}$, which is again called *AA*. Alternatively, the single command `AA:=gausselim(AA)`; returns the reduced matrix. In either case, the final operation

```
>x:=backsub(AA);
```

produces the solution $x := [-7, 3, 2, 2]$.

EXAMPLE 4

The purpose of this example is to show what can happen if Algorithm 6.1 fails. The computations will be done simultaneously on two linear systems:

$$\begin{array}{rcl} x_1 + x_2 + x_3 = 4, & & x_1 + x_2 + x_3 = 4, \\ 2x_1 + 2x_2 + x_3 = 6, & \text{and} & 2x_1 + 2x_2 + x_3 = 4, \\ x_1 + x_2 + 2x_3 = 6, & & x_1 + x_2 + 2x_3 = 6. \end{array}$$

These systems produce matrices

$$\tilde{A} = \begin{bmatrix} 1 & 1 & 1 & \vdots & 4 \\ 2 & 2 & 1 & \vdots & 6 \\ 1 & 1 & 2 & \vdots & 6 \end{bmatrix} \quad \text{and} \quad \tilde{A} = \begin{bmatrix} 1 & 1 & 1 & \vdots & 4 \\ 2 & 2 & 1 & \vdots & 4 \\ 1 & 1 & 2 & \vdots & 6 \end{bmatrix}.$$

Since $a_{11} = 1$, we perform $(E_2 - 2E_1) \rightarrow (E_2)$ and $(E_3 - E_1) \rightarrow (E_3)$ to produce

$$\tilde{A} = \begin{bmatrix} 1 & 1 & 1 & \vdots & 4 \\ 0 & 0 & -1 & \vdots & -2 \\ 0 & 0 & 1 & \vdots & 2 \end{bmatrix} \quad \text{and} \quad \tilde{A} = \begin{bmatrix} 1 & 1 & 1 & \vdots & 4 \\ 0 & 0 & -1 & \vdots & -4 \\ 0 & 0 & 1 & \vdots & 2 \end{bmatrix}.$$

At this point, $a_{22} = a_{32} = 0$. The algorithm requires that the procedure be halted, and no solution to either system is obtained. Writing the equations for each system gives

$$\begin{array}{rcl} x_1 + x_2 + x_3 = 4, & & x_1 + x_2 + x_3 = 4, \\ -x_3 = -2, & \text{and} & -x_3 = -4, \\ x_3 = 2, & & x_3 = 2. \end{array}$$

The first linear system has an infinite number of solutions; $x_3 = 2$, $x_2 = 2 - x_1$, and x_1 arbitrary. The second system leads to the contradiction $x_3 = 2$ and $x_3 = 4$, so no solution exists. In each case, however, there is no *unique* solution, as we conclude from Algorithm 6.1. ■

Although Algorithm 6.1 can be viewed as the construction of the augmented matrices $\tilde{A}^{(1)}, \dots, \tilde{A}^{(n)}$, the computations can be performed in a computer using only one $n \times (n+1)$ array for storage. At each step we simply replace the previous value of a_{ij} by the new one.

In addition, we can store the multipliers m_{ji} in the locations of a_{ji} since a_{ji} has the value 0 for each $i = 1, 2, \dots, n-1$ and $j = i+1, i+2, \dots, n$. Thus, A can be overwritten by the multipliers below the main diagonal and by the nonzero entries of $\tilde{A}^{(n)}$ on and above the main diagonal. These values can be used to solve other linear systems involving the original matrix A , as we will see in Section 6.5.

Both the amount of time required to complete the calculations and the subsequent roundoff error depend on the number of floating-point arithmetic operations needed to solve a routine problem. In general, the amount of time required to perform a multiplication or division on a computer is approximately the same and is considerably greater than that required to perform an addition or subtraction. The actual differences in execution time, however, depend on the particular computing system. To demonstrate the counting operations for a given method, we will count the operations required to solve a typical linear system of n equations in n unknowns using Algorithm 6.1. We will keep the count of the additions/subtractions separate from the count of the multiplications/divisions because of the time differential.

No arithmetic operations are performed until Steps 5 and 6 in the algorithm. Step 5 requires that $(n-i)$ divisions be performed. The replacement of the equation E_j by $(E_j - m_{ji}E_i)$ in Step 6 requires that m_{ji} be multiplied by each term in E_i , resulting in a total of $(n-i)(n-i+1)$ multiplications. After this is completed, each term of the resulting equation is subtracted from the corresponding term in E_j . This requires $(n-i)(n-i+1)$ subtractions. For each $i = 1, 2, \dots, n-1$, the operations required in Steps 5 and 6 are as follows.

Multiplications/divisions

$$(n-i) + (n-i)(n-i+1) = (n-i)(n-i+2).$$

Additions/subtractions

$$(n-i)(n-i+1).$$

The total number of operations required by these steps is obtained by summing the operation counts for each i . Recalling from calculus that

$$\sum_{j=1}^m 1 = m, \quad \sum_{j=1}^m j = \frac{m(m+1)}{2}, \quad \text{and} \quad \sum_{j=1}^m j^2 = \frac{m(m+1)(2m+1)}{6},$$

we have the following operation counts.

Multiplications/divisions

$$\begin{aligned} \sum_{i=1}^{n-1} (n-i)(n-i+2) &= \sum_{i=1}^{n-1} (n^2 - 2ni + i^2 + 2n - 2i) \\ &= (n^2 + 2n) \sum_{i=1}^{n-1} 1 - 2(n+1) \sum_{i=1}^{n-1} i + \sum_{i=1}^{n-1} i^2 = \frac{2n^3 + 3n^2 - 5n}{6}. \end{aligned}$$

Additions/subtractions

$$\begin{aligned} \sum_{i=1}^{n-1} (n-i)(n-i+1) &= \sum_{i=1}^{n-1} (n^2 - 2ni + i^2 + n - i) \\ &= (n^2 + n) \sum_{i=1}^{n-1} 1 - (2n + 1) \sum_{i=1}^{n-1} i + \sum_{i=1}^{n-1} i^2 = \frac{n^3 - n}{3}. \end{aligned}$$

The only other steps in Algorithm 6.1 that involve arithmetic operations are those required for backward substitution, Steps 8 and 9. Step 8 requires one division. Step 9 requires $(n - i)$ multiplications and $(n - i - 1)$ additions for each summation term and then one subtraction and one division. The total number of operations in Steps 8 and 9 is as follows.

Multiplications/divisions

$$1 + \sum_{i=1}^{n-1} ((n-i) + 1) = \frac{n^2 + n}{2}.$$

Additions/subtractions

$$\sum_{i=1}^{n-1} ((n-i-1) + 1) = \frac{n^2 - n}{2}.$$

The total number of arithmetic operations in Algorithm 6.1 is, therefore:

Multiplications/divisions

$$\frac{2n^3 + 3n^2 - 5n}{6} + \frac{n^2 + n}{2} = \frac{n^3}{3} + n^2 - \frac{n}{3}.$$

Additions/subtractions

$$\frac{n^3 - n}{3} + \frac{n^2 - n}{2} = \frac{n^3}{3} + \frac{n^2}{2} - \frac{5n}{6}.$$

For large n , the total number of multiplications and divisions is approximately $n^3/3$, as is the total number of additions and subtractions. Thus, the amount of computation and the time required increases with n in proportion to n^3 , as shown in Table 6.1.

Table 6.1

n	Multiplications/Divisions	Additions/Subtractions
3	17	11
10	430	375
50	44,150	42,875
100	343,300	338,250

EXERCISE SET 6.1

1. For each of the following linear systems, obtain a solution by graphical methods, if possible. Explain the results from a geometrical standpoint.

a. $x_1 + 2x_2 = 3,$
 $x_1 - x_2 = 0.$

b. $x_1 + 2x_2 = 0,$
 $x_1 - x_2 = 0.$

c. $x_1 + 2x_2 = 3,$
 $2x_1 + 4x_2 = 6.$

d. $x_1 + 2x_2 = 3,$
 $-2x_1 - 4x_2 = 6.$

e. $x_1 + 2x_2 = 0,$
 $2x_1 + 4x_2 = 0.$

f. $2x_1 + x_2 = -1,$
 $x_1 + x_2 = 2,$
 $x_1 - 3x_2 = 5.$

g. $2x_1 + x_2 = -1,$
 $4x_1 + 2x_2 = -2,$
 $x_1 - 3x_2 = 5.$

h. $2x_1 + x_2 + x_3 = 1,$
 $2x_1 + 4x_2 - x_3 = -1.$

2. Use Gaussian elimination with backward substitution and two-digit rounding arithmetic to solve the following linear systems. Do not reorder the equations. (The exact solution to each system is $x_1 = 1, x_2 = -1, x_3 = 3$.)

a. $4x_1 - x_2 + x_3 = 8,$
 $2x_1 + 5x_2 + 2x_3 = 3,$
 $x_1 + 2x_2 + 4x_3 = 11.$

b. $4x_1 + x_2 + 2x_3 = 9,$
 $2x_1 + 4x_2 - x_3 = -5,$
 $x_1 + x_2 - 3x_3 = -9.$

3. Use the Gaussian Elimination Algorithm to solve the following linear systems, if possible, and determine whether row interchanges are necessary:

a. $x_1 - x_2 + 3x_3 = 2,$
 $3x_1 - 3x_2 + x_3 = -1,$
 $x_1 + x_2 = 3.$

b. $2x_1 - 1.5x_2 + 3x_3 = 1,$
 $-x_1 + 2x_3 = 3,$
 $4x_1 - 4.5x_2 + 5x_3 = 1.$

c. $2x_1 = 3,$
 $x_1 + 1.5x_2 = 4.5,$
 $-3x_2 + 0.5x_3 = -6.6,$
 $2x_1 - 2x_2 + x_3 + x_4 = 0.8.$

d. $x_1 - \frac{1}{2}x_2 + x_3 = 4,$
 $2x_1 - x_2 - x_3 + x_4 = 5,$
 $x_1 + x_2 = 2,$
 $x_1 - \frac{1}{2}x_2 + x_3 + x_4 = 5.$

e. $x_1 + x_2 + x_4 = 2,$
 $2x_1 + x_2 - x_3 + x_4 = 1,$
 $4x_1 - x_2 - 2x_3 + 2x_4 = 0,$
 $3x_1 - x_2 - x_3 + 2x_4 = -3.$

f. $x_1 + x_2 + x_4 = 2,$
 $2x_1 + x_2 - x_3 + x_4 = 1,$
 $-x_1 + 2x_2 + 3x_3 - x_4 = 4,$
 $3x_1 - x_2 - x_3 + 2x_4 = -3.$

4. Use the Gaussian Elimination Algorithm and single-precision arithmetic on a computer to solve the following linear systems.

- a. $\frac{1}{4}x_1 + \frac{1}{5}x_2 + \frac{1}{6}x_3 = 9,$
 $\frac{1}{3}x_1 + \frac{1}{4}x_2 + \frac{1}{5}x_3 = 8,$
 $\frac{1}{2}x_1 + x_2 + 2x_3 = 8.$
- b. $3.333x_1 + 15920x_2 - 10.333x_3 = 15913,$
 $2.222x_1 + 16.71x_2 + 9.612x_3 = 28.544,$
 $1.5611x_1 + 5.1791x_2 + 1.6852x_3 = 8.4254.$
- c. $x_1 + \frac{1}{2}x_2 + \frac{1}{3}x_3 + \frac{1}{4}x_4 = \frac{1}{6},$
 $\frac{1}{2}x_1 + \frac{1}{3}x_2 + \frac{1}{4}x_3 + \frac{1}{5}x_4 = \frac{1}{7},$
 $\frac{1}{3}x_1 + \frac{1}{4}x_2 + \frac{1}{5}x_3 + \frac{1}{6}x_4 = \frac{1}{8},$
 $\frac{1}{4}x_1 + \frac{1}{5}x_2 + \frac{1}{6}x_3 + \frac{1}{7}x_4 = \frac{1}{9}.$
- d. $2x_1 + x_2 - x_3 + x_4 - 3x_5 = 7,$
 $x_1 + 2x_3 - x_4 + x_5 = 2,$
 $-2x_2 - x_3 + x_4 - x_5 = -5,$
 $3x_1 + x_2 - 4x_3 + 5x_5 = 6,$
 $x_1 - x_2 - x_3 - x_4 + x_5 = 3.$

5. Given the linear system

$$2x_1 - 6\alpha x_2 = 3,$$

$$3\alpha x_1 - x_2 = \frac{3}{2}.$$

- a. Find value(s) of α for which the system has no solutions.
 b. Find value(s) of α for which the system has an infinite number of solutions.
 c. Assuming a unique solution exists for a given α , find the solution.
6. Given the linear system

$$x_1 - x_2 + \alpha x_3 = -2,$$

$$-x_1 + 2x_2 - \alpha x_3 = 3,$$

$$\alpha x_1 + x_2 + x_3 = 2.$$

- a. Find value(s) of α for which the system has no solutions.
 b. Find value(s) of α for which the system has an infinite number of solutions.
 c. Assuming a unique solution exists for a given α , find the solution.
7. Show that the operations
- a. $(\lambda E_i) \rightarrow (E_i)$ b. $(E_i + \lambda E_j) \rightarrow (E_i)$ c. $(E_i) \leftrightarrow (E_j)$
- do not change the solution set of a linear system.
8. **Gauss-Jordan Method:** This method is described as follows. Use the i th equation to eliminate not only x_i from the equations $E_{i+1}, E_{i+2}, \dots, E_n$, as was done in the Gaussian elimination method, but also from E_1, E_2, \dots, E_{i-1} . Upon reducing $[A, \mathbf{b}]$ to:

$$\begin{bmatrix} a_{11}^{(1)} & 0 & \cdots & 0 & \vdots & a_{1,n+1}^{(1)} \\ 0 & a_{22}^{(2)} & \ddots & \vdots & \vdots & a_{2,n+1}^{(2)} \\ \vdots & \ddots & \ddots & 0 & \vdots & \vdots \\ 0 & \cdots & 0 & a_{nn}^{(n)} & \vdots & a_{n,n+1}^{(n)} \end{bmatrix},$$

represents an equilibrium where there is a daily supply of food to precisely meet the average daily consumption of each species.

a. Let

$$A = (a_{ij}) = \begin{bmatrix} 1 & 2 & 0 & 3 \\ 1 & 0 & 2 & 2 \\ 0 & 0 & 1 & 1 \end{bmatrix},$$

$\mathbf{x} = (x_j) = [1000, 500, 350, 400]$, and $\mathbf{b} = (b_i) = [3500, 2700, 900]$. Is there sufficient food to satisfy the average daily consumption?

- b. What is the maximum number of animals of each species that could be individually added to the system with the supply of food still meeting the consumption?
- c. If species 1 became extinct, how much of an individual increase of each of the remaining species could be supported?
- d. If species 2 became extinct, how much of an individual increase of each of the remaining species could be supported?

16. A Fredholm integral equation of the second kind is an equation of the form

$$u(x) = f(x) + \int_a^b K(x, t)u(t) dt,$$

where a and b and the functions f and K are given. To approximate the function u on the interval $[a, b]$, a partition $x_0 = a < x_1 < \cdots < x_{m-1} < x_m = b$ is selected and the equations

$$u(x_i) = f(x_i) + \int_a^b K(x_i, t)u(t) dt, \quad \text{for each } i = 0, \dots, m,$$

are solved for $u(x_0), u(x_1), \dots, u(x_m)$. The integrals are approximated using quadrature formulas based on the nodes x_0, \dots, x_m . In our problem, $a = 0$, $b = 1$, $f(x) = x^2$, and $K(x, t) = e^{|x-t|}$.

a. Show that the linear system

$$\begin{aligned} u(0) &= f(0) + \frac{1}{2}[K(0, 0)u(0) + K(0, 1)u(1)], \\ u(1) &= f(1) + \frac{1}{2}[K(1, 0)u(0) + K(1, 1)u(1)] \end{aligned}$$

must be solved when the Trapezoidal rule is used.

- b. Set up and solve the linear system that results when the Composite Trapezoidal rule is used with $n = 4$.
- c. Repeat part (b) using the Composite Simpson's rule.

6.2 Pivoting Strategies

In deriving Algorithm 6.1, we found that a row interchange is needed when one of the pivot elements $a_{kk}^{(k)}$ is 0. This row interchange has the form $(E_k) \leftrightarrow (E_p)$, where p is the smallest integer greater than k with $a_{pk}^{(k)} \neq 0$. To reduce roundoff error, it is often necessary to perform row interchanges even when the pivot elements are not zero.

If $a_{kk}^{(k)}$ is small in magnitude compared to $a_{jk}^{(k)}$, the magnitude of the multiplier

$$m_{jk} = \frac{a_{jk}^{(k)}}{a_{kk}^{(k)}}$$

will be much larger than 1. Roundoff error introduced in the computation of one of the terms $a_{kl}^{(k)}$ is multiplied by m_{jk} when computing $a_{jl}^{(k+1)}$, which compounds the original error. Also, when performing the backward substitution for

$$x_k = \frac{a_{k,n+1}^{(k)} - \sum_{j=k+1}^n a_{kj}^{(k)}}{a_{kk}^{(k)}},$$

with a small value of $a_{kk}^{(k)}$, any error in the numerator can be dramatically increased because of the division by $a_{kk}^{(k)}$. An illustration of this difficulty is given in the following example.

EXAMPLE 1 The linear system

$$E_1 : 0.003000x_1 + 59.14x_2 = 59.17$$

$$E_2 : 5.291x_1 - 6.130x_2 = 46.78,$$

has the exact solution $x_1 = 10.00$ and $x_2 = 1.000$. Suppose Gaussian elimination is performed on this system using four-digit arithmetic with rounding.

The first pivot element, $a_{11}^{(1)} = 0.003000$, is small, and its associated multiplier,

$$m_{21} = \frac{5.291}{0.003000} = 1763.6\bar{6},$$

rounds to the large number 1764. Performing $(E_2 - m_{21}E_1) \rightarrow (E_2)$ and the appropriate rounding gives

$$\begin{aligned} 0.003000x_1 + 59.14x_2 &\approx 59.17 \\ -104300x_2 &\approx -104400, \end{aligned}$$

instead of the precise values,

$$\begin{aligned} 0.003000x_1 + 59.14x_2 &= 59.17 \\ -104309.37\bar{6}x_2 &= -104309.37\bar{6}. \end{aligned}$$

The disparity in the magnitudes of $m_{21}a_{13}$ and a_{23} has introduced roundoff error, but the roundoff error has not yet been propagated. Backward substitution yields

$$x_2 \approx 1.001,$$

which is a close approximation to the actual value, $x_2 = 1.000$. However, because of the small pivot $a_{11} = 0.003000$,

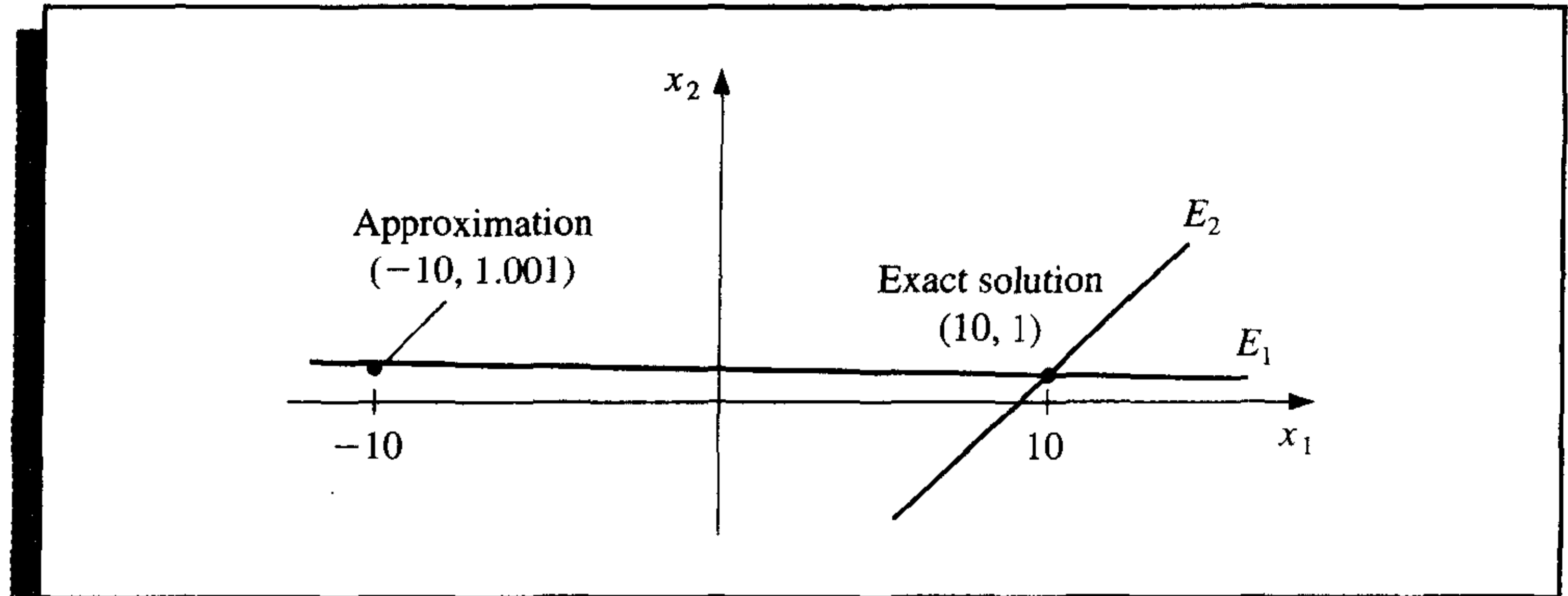
$$x_1 \approx \frac{59.17 - (59.14)(1.001)}{0.003000} = -10.00$$

contains the small error of 0.001 multiplied by

$$\frac{59.14}{0.003000} \approx 20000.$$

This ruins the approximation to the actual value $x_1 = 10.00$. (See Figure 6.1.) ■

Figure 6.1



Example 1 shows how difficulties arise when the pivot element $a_{kk}^{(k)}$ is small relative to the entries $a_{ij}^{(k)}$, for $k \leq i \leq n$ and $k \leq j \leq n$. To avoid this problem, pivoting is performed by selecting a larger element $a_{pq}^{(k)}$ for the pivot and interchanging the k th and p th rows, followed by the interchange of the k th and q th columns, if necessary. The simplest strategy is to select an element in the same column that is below the diagonal and has the largest absolute value; specifically, we determine the smallest $p \geq k$ such that

$$|a_{pk}^{(k)}| = \max_{k \leq i \leq n} |a_{ik}^{(k)}|$$

and perform $(E_k) \leftrightarrow (E_p)$. In this case no interchange of columns is used.

EXAMPLE 2 Reconsider the system

$$\begin{aligned} E_1 : & \quad 0.003000x_1 + 59.14x_2 = 59.17, \\ E_2 : & \quad 5.291x_1 - 6.130x_2 = 46.78. \end{aligned}$$

The pivoting procedure just described results in first finding

$$\max \{ |a_{11}^{(1)}|, |a_{21}^{(1)}| \} = \max \{ |0.003000|, |5.291| \} = |5.291| = |a_{21}^{(1)}|.$$

The operation $(E_2) \leftrightarrow (E_1)$ is then performed to give the system

$$\begin{aligned} E_1 : & \quad 5.291x_1 - 6.130x_2 = 46.78, \\ E_2 : & \quad 0.003000x_1 + 59.14x_2 = 59.17. \end{aligned}$$

The multiplier for this system is

$$m_{21} = \frac{a_{21}^{(1)}}{a_{11}^{(1)}} = 0.0005670,$$

and the operation $(E_2 - m_{21}E_1) \rightarrow (E_2)$ reduces the system to

$$\begin{aligned} 5.291x_1 - 6.130x_2 &\approx 46.78, \\ 59.14x_2 &\approx 59.14. \end{aligned}$$

The four-digit answers resulting from the backward substitution are the correct values $x_1 = 10.00$ and $x_2 = 1.000$. ■

The technique just described is called **partial pivoting**, or *maximal column pivoting*, and is detailed in Algorithm 6.2. The actual row interchanging is simulated in the algorithm by interchanging the values of *NROW* in Step 5.

ALGORITHM

6.2

Gaussian Elimination with Partial Pivoting

To solve the $n \times n$ linear system

$$\begin{aligned} E_1 : & a_{11}x_1 + a_{12}x_2 + \cdots + a_{1n}x_n = a_{1,n+1} \\ E_2 : & a_{21}x_1 + a_{22}x_2 + \cdots + a_{2n}x_n = a_{2,n+1} \\ & \vdots \\ E_n : & a_{n1}x_1 + a_{n2}x_2 + \cdots + a_{nn}x_n = a_{n,n+1} \end{aligned}$$

INPUT number of unknowns and equations n ; augmented matrix $A = (a_{ij})$ where $1 \leq i \leq n$ and $1 \leq j \leq n + 1$.

OUTPUT solution x_1, \dots, x_n or message that the linear system has no unique solution.

Step 1 For $i = 1, \dots, n$ set $NROW(i) = i$. (*Initialize row pointer.*)

Step 2 For $i = 1, \dots, n - 1$ do Steps 3–6. (*Elimination process.*)

Step 3 Let p be the smallest integer with $i \leq p \leq n$ and $|a(NROW(p), i)| = \max_{i \leq j \leq n} |a(NROW(j), i)|$.
(*Notation: $a(NROW(i), j) \equiv a_{NROW(i), j}$.*)

Step 4 If $a(NROW(p), i) = 0$ then OUTPUT ('no unique solution exists');
STOP.

Step 5 If $NROW(i) \neq NROW(p)$ then set $NCOPY = NROW(i)$;
 $NROW(i) = NROW(p)$;
 $NROW(p) = NCOPY$.

(*Simulated row interchange.*)

Step 6 For $j = i + 1, \dots, n$ do Steps 7 and 8.

Step 7 Set $m(NROW(j), i) = a(NROW(j), i)/a(NROW(i), i)$.

Step 8 Perform $(E_{NROW(j)} - m(NROW(j), i) \cdot E_{NROW(i)}) \rightarrow (E_{NROW(j)})$.

Step 9 If $a(NROW(n), n) = 0$ then OUTPUT ('no unique solution exists');
STOP.

Step 10 Set $x_n = a(NROW(n), n + 1)/a(NROW(n), n)$.
(Start backward substitution.)

Step 11 For $i = n - 1, \dots, 1$

$$\text{set } x_i = \frac{a(NROW(i), n + 1) - \sum_{j=i+1}^n a(NROW(i), j) \cdot x_j}{a(NROW(i), i)}.$$

Step 12 OUTPUT (x_1, \dots, x_n) ; (Procedure completed successfully.)
STOP. ■

Each multiplier m_{ji} in the partial pivoting algorithm has magnitude less than or equal to 1. Although this strategy is sufficient for most linear systems, situations do arise when it is inadequate.

EXAMPLE 3 The linear system

$$E_1 : 30.00x_1 + 591400x_2 = 591700,$$

$$E_2 : 5.291x_1 - 6.130x_2 = 46.78,$$

is the same as that in Examples 1 and 2 except that all the entries in the first equation have been multiplied by 10^4 . The procedure described in Algorithm 6.2 with four-digit arithmetic leads to the same results as obtained in Example 1. The maximal value in the first column is 30.00, and the multiplier

$$m_{21} = \frac{5.291}{30.00} = 0.1764$$

leads to the system

$$30.00x_1 + 591400x_2 \approx 591700,$$

$$-104300x_2 \approx 104400,$$

which has the same inaccurate solutions as in Example 1: $x_2 \approx 1.001$ and $x_1 \approx -10.00$. ■

Scaled partial pivoting, also called *scaled-column pivoting*, is appropriate for the system in Example 3. It places the element in the pivot position that is largest relative to the entries in its row. The first step in this procedure is to define a scale factor s_i for each row as

$$s_i = \max_{1 \leq j \leq n} |a_{ij}|.$$

If, for some i , we have $s_i = 0$, then the system has no unique solution since all entries in the i th row are 0. Assuming that this is not the case, the appropriate row interchange to

place zeros in the first column is determined by choosing the least integer p with

$$\frac{|a_{p1}|}{s_p} = \max_{1 \leq k \leq n} \frac{|a_{k1}|}{s_k}$$

and performing $(E_1) \leftrightarrow (E_p)$. The effect of scaling is to ensure that the largest element in each row has a *relative* magnitude of 1 before the comparison for row interchange is performed.

In a similar manner, before eliminating the variable x_i using the operations

$$E_k - m_{ki}E_i, \quad \text{for } k = i + 1, \dots, n,$$

we select the smallest integer $p \geq i$ with

$$\frac{|a_{pi}|}{s_p} = \max_{i \leq k \leq n} \frac{|a_{ki}|}{s_k}$$

and perform the row interchange $E_i \leftrightarrow E_p$ if $i \neq p$. The scale factors s_1, \dots, s_n are computed only once, at the start of the procedure, and must also be interchanged when row interchanges are performed.

Applying scaled partial pivoting to Example 3 gives

$$s_1 = \max\{|30.00|, |591400|\} = 591400$$

and

$$s_2 = \max\{|5.291|, |-6.130|\} = 6.130.$$

Consequently,

$$\frac{|a_{11}|}{s_1} = \frac{30.00}{591400} = 0.5073 \times 10^{-4}, \quad \frac{|a_{21}|}{s_2} = \frac{5.291}{6.130} = 0.8631,$$

and the interchange $(E_1) \leftrightarrow (E_2)$ is made.

Applying Gaussian elimination to the new system

$$5.291x_1 - 6.130x_2 = 46.78$$

$$30.00x_1 + 591400x_2 = 591700$$

produces the correct results: $x_1 = 10.00$ and $x_2 = 1.000$.

Algorithm 6.3 implements scaled partial pivoting.

ALGORITHM

6.3

Gaussian Elimination with Scaled Partial Pivoting

The only steps in this algorithm that differ from those of Algorithm 6.2 are:

Step 1 For $i = 1, \dots, n$ set $s_i = \max_{1 \leq j \leq n} |a_{ij}|$;
 if $s_i = 0$ then OUTPUT ('no unique solution exists');
 STOP.
 set $NROW(i) = i$.

Step 2 For $i = 1, \dots, n - 1$ do Steps 3–6. (*Elimination process.*)

Step 3 Let p be the smallest integer with $i \leq p \leq n$ and

$$\frac{|a(\text{NROW}(p), i)|}{s(\text{NROW}(p))} = \max_{i \leq j \leq n} \frac{|a(\text{NROW}(j), i)|}{s(\text{NROW}(j))}.$$

The next example illustrates scaled partial pivoting using Maple with finite-digit rounding arithmetic.

EXAMPLE 4 Solve the linear system using three-digit rounding arithmetic.

$$\begin{aligned} 2.11x_1 - 4.21x_2 + 0.921x_3 &= 2.01, \\ 4.01x_1 + 10.2x_2 - 1.12x_3 &= -3.09, \\ 1.09x_1 + 0.987x_2 + 0.832x_3 &= 4.21. \end{aligned}$$

To obtain three-digit rounding arithmetic, enter

```
>Digits:=3;
```

We have $s_1 = 4.21$, $s_2 = 10.2$, and $s_3 = 1.09$.

So

$$\frac{|a_{11}|}{s_1} = \frac{2.11}{4.21} = 0.501, \quad \frac{|a_{21}|}{s_1} = \frac{4.01}{10.2} = 0.393, \quad \text{and} \quad \frac{|a_{31}|}{s_3} = \frac{1.09}{1.09} = 1.$$

The augmented matrix AA is defined by

```
>AA:=matrix(3,4,[2.11,-4.21,0.921,2.01,4.01,10.2,-1.12,-3.09,1.09,
0.987,0.832,4.21]);
```

which gives

$$AA := \begin{bmatrix} 2.11 & -4.21 & .921 & 2.01 \\ 4.01 & 10.2 & -1.12 & -3.09 \\ 1.09 & .987 & .832 & 4.21 \end{bmatrix}.$$

Since $|a_{31}|/s_3$ is largest, we perform $(E_1) \leftrightarrow (E_3)$ using

```
>AA:=swaprow(AA,1,3);
```

to obtain

$$AA := \begin{bmatrix} 1.09 & .987 & .832 & 4.21 \\ 4.01 & 10.2 & -1.12 & -3.09 \\ 2.11 & -4.21 & .921 & 2.01 \end{bmatrix}.$$

Computing multipliers gives

```
>m21:=4.01/1.09;
```

$$m21 := 3.68$$


```
>m31:=2.11/1.09;
```

$$m_{31} := 1.94$$

We perform the first two eliminations using

```
>AA:=addrow(AA,1,2,-m21);
```

and

```
>AA:=addrow(AA,1,3,-m31);
```

to obtain

$$AA := \begin{bmatrix} 1.09 & .987 & .832 & 4.21 \\ 0 & 6.57 & -4.18 & -18.6 \\ 0 & -6.12 & -.689 & -6.16 \end{bmatrix}.$$

Since

$$\frac{|a_{22}|}{s_2} = \frac{6.57}{10.2} = 0.644 < \frac{|a_{32}|}{s_3} = \frac{6.12}{4.21} = 1.45,$$

we perform

```
>AA:=swaprow(AA,2,3);
```

giving

$$AA := \begin{bmatrix} 1.09 & .987 & .832 & 4.21 \\ 0 & -6.12 & -.689 & -6.16 \\ 0 & 6.57 & -4.18 & -18.6 \end{bmatrix}.$$

The multiplier m_{32} is computed by

```
>m32:=6.57/(-6.12);
```

$$m_{32} := -1.07.$$

The elimination step

```
>AA:=addrow(AA,2,3,-m32);
```

gives

$$AA := \begin{bmatrix} 1.09 & .987 & .832 & 4.21 \\ 0 & -6.12 & -.689 & -6.16 \\ 0 & .02 & -4.92 & -25.2 \end{bmatrix}.$$

We cannot use backsub because of the entry .02 in the (3, 2) position. This entry is nonzero due to rounding, but we can remedy this minor problem using the command

```
>AA[3,2]:=0;
```

which replaces the entry .02 with a 0. To see this enter

```
>evalm(AA);
```

which displays the matrix AA. Finally,

```
>x:=backsub(AA);
```

gives the solution

$$x := [-.431 \quad .430 \quad 5.12]. \quad \blacksquare$$

The first additional computations required for scaled partial pivoting result from the determination of the scale factors; there are $(n - 1)$ comparisons for each of the n rows, for a total of

$$n(n - 1) \text{ comparisons.}$$

To determine the correct first interchange, n divisions are performed, followed by $n - 1$ comparisons. So the first interchange determination adds

$$n \text{ divisions and } (n - 1) \text{ comparisons.}$$

Since the scaling factors are computed only once, the second step requires

$$(n - 1) \text{ divisions and } (n - 2) \text{ comparisons.}$$

We proceed in a similar manner until there are zeros below the main diagonal in all but the n th row. The final step requires that we perform

$$2 \text{ divisions and } 1 \text{ comparison.}$$

As a consequence, scaled partial pivoting adds a total of

$$n(n - 1) + \sum_{k=1}^{n-1} k = n(n - 1) + \frac{(n - 1)n}{2} = \frac{3}{2}n(n - 1) \text{ comparisons} \quad (6.7)$$

and

$$\sum_{k=2}^n k = \sum_{k=1}^n k - 1 = \frac{n(n + 1)}{2} - 1 \text{ divisions}$$

to the Gaussian elimination procedure. The time required to perform a comparison is about the same as an addition/subtraction. Since the total time to perform the basic Gaussian elimination procedure is $O(n^3/3)$ multiplications/divisions and $O(n^3/3)$ additions/subtractions, scaled partial pivoting does not add significantly to the computational time required to solve a system for large values of n .

To emphasize the importance of choosing the scale factors only once, consider the amount of additional computation that would be required if the procedure were modified

so that new scale factors were determined each time a row interchange decision was to be made. In this case, the term $n(n - 1)$ in Eq. (6.7) would be replaced by

$$\sum_{k=2}^n k(k - 1) = \frac{1}{3}n(n^2 - 1).$$

As a consequence, this pivoting technique would add $O(n^3/3)$ comparisons, in addition to the $[n(n + 1)/2] - 1$ divisions. If a system warrants this type of pivoting, **complete** (or *maximal*) **pivoting** should instead be used. Complete pivoting at the k th step searches all the entries a_{ij} , for $i = k, k + 1, \dots, n$ and $j = k, k + 1, \dots, n$, to find the entry with the largest magnitude. Both row and column interchanges are performed to bring this entry to the pivot position. The first step of total pivoting requires that $n^2 - 1$ comparisons be performed, the second step requires $(n - 1)^2 - 1$ comparisons, and so on. Hence the total additional time required to incorporate complete pivoting into Gaussian elimination is

$$\sum_{k=2}^n (k^2 - 1) = \frac{n(n - 1)(2n + 5)}{6}$$

comparisons. This figure is comparable to the number required for the modified scaled-column pivoting technique, but no divisions are required. Complete pivoting is, consequently, the strategy recommended for systems where accuracy is essential and the amount of execution time needed for this method can be justified.

EXERCISE SET 6.2

- Find the row interchanges that are required to solve the following linear systems using Algorithm 6.1.

<p>a. $x_1 - 5x_2 + x_3 = 7,$ $10x_1 + 20x_3 = 6,$ $5x_1 - x_3 = 4.$</p>	<p>b. $x_1 + x_2 - x_3 = 1,$ $x_1 + x_2 + 4x_3 = 2,$ $2x_1 - x_2 + 2x_3 = 3.$</p>
<p>c. $2x_1 - 3x_2 + 2x_3 = 5,$ $-4x_1 + 2x_2 - 6x_3 = 14,$ $2x_1 + 2x_2 + 4x_3 = 8.$</p>	<p>d. $x_2 + x_3 = 6,$ $x_1 - 2x_2 - x_3 = 4,$ $x_1 - x_2 + x_3 = 5.$</p>
- Repeat Exercise 1 using Algorithm 6.2.
- Repeat Exercise 1 using Algorithm 6.3.
- Repeat Exercise 1 using complete pivoting.
- Use Gaussian elimination and three-digit chopping arithmetic to solve the following linear systems, and compare the approximations to the actual solution.

<p>a. $0.03x_1 + 58.9x_2 = 59.2,$ $5.31x_1 - 6.10x_2 = 47.0.$ Actual solution $(10, 1)^t$.</p>	<p>b. $58.9x_1 + 0.03x_2 = 59.2,$ $-6.10x_1 + 5.31x_2 = 47.0.$ Actual solution $(1, 10)^t$.</p>
---	--

c. $3.03x_1 - 12.1x_2 + 14x_3 = -119,$
 $-3.03x_1 + 12.1x_2 - 7x_3 = 120,$
 $6.11x_1 - 14.2x_2 + 21x_3 = -139.$

Actual solution $(0, 10, \frac{1}{7})^t$.

d. $3.3330x_1 + 15920x_2 + 10.333x_3 = 7953,$
 $2.2220x_1 + 16.710x_2 + 9.6120x_3 = 0.965,$
 $-1.5611x_1 + 5.1792x_2 - 1.6855x_3 = 2.714.$

Actual solution $(1, 0.5, -1)^t$.

e. $1.19x_1 + 2.11x_2 - 100x_3 + x_4 = 1.12,$
 $14.2x_1 - 0.122x_2 + 12.2x_3 - x_4 = 3.44,$
 $100x_2 - 99.9x_3 + x_4 = 2.15,$
 $15.3x_1 + 0.110x_2 - 13.1x_3 - x_4 = 4.16.$

Actual solution $(0.17682530, 0.01269269, -0.02065405, -1.18260870)^t$.

f. $\pi x_1 - ex_2 + \sqrt{2}x_3 - \sqrt{3}x_4 = \sqrt{11},$
 $\pi^2 x_1 + ex_2 - e^2 x_3 + \frac{3}{7}x_4 = 0,$
 $\sqrt{5}x_1 - \sqrt{6}x_2 + x_3 - \sqrt{2}x_4 = \pi,$
 $\pi^3 x_1 + e^2 x_2 - \sqrt{7}x_3 + \frac{1}{9}x_4 = \sqrt{2}.$

Actual solution $(0.78839378, -3.12541367, 0.16759660, 4.55700252)^t$.

6. Repeat Exercise 5 using three-digit rounding arithmetic.
7. Repeat Exercise 5 using Gaussian elimination with partial pivoting.
8. Repeat Exercise 6 using Gaussian elimination with partial pivoting.
9. Repeat Exercise 5 using Gaussian elimination with scaled partial pivoting.
10. Repeat Exercise 6 using Gaussian elimination with scaled partial pivoting.
11. Repeat Exercise 5 using Algorithm 6.1 with single-precision computer arithmetic.
12. Repeat Exercise 5 using Algorithm 6.2 with single-precision computer arithmetic.
13. Repeat Exercise 5 using Algorithm 6.3 with single-precision computer arithmetic.
14. Construct an algorithm for the complete pivoting procedure discussed in the text.
15. Use the complete pivoting algorithm developed in Exercise 14 to obtain solutions to
 - a. Exercise 5
 - b. Exercise 6
 - c. Exercise 11
16. Suppose that

$$2x_1 + x_2 + 3x_3 = 1,$$

$$4x_1 + 6x_2 + 8x_3 = 5,$$

$$6x_1 + \alpha x_2 + 10x_3 = 5,$$

with $|\alpha| < 10$. For which of the following values of α will there be no row interchange required when solving this system using scaled partial pivoting?

a. $\alpha = 6$

b. $\alpha = 9$

c. $\alpha = -3$

6.3 Linear Algebra and Matrix Inversion

Matrices were introduced in Section 6.1 as a convenient method for expressing and manipulating linear systems. In this section we consider some algebra associated with matrices and show how it can be used to solve problems involving linear systems.

Definition 6.2 Two matrices A and B are **equal** if they have the same number of rows and columns, say $n \times m$, and if $a_{ij} = b_{ij}$, for each $i = 1, 2, \dots, n$ and $j = 1, 2, \dots, m$. ■

This definition means, for example, that

$$\begin{bmatrix} 2 & -1 & 7 \\ 3 & 1 & 0 \end{bmatrix} \neq \begin{bmatrix} 2 & 3 \\ -1 & 1 \\ 7 & 0 \end{bmatrix},$$

since they differ in dimension.

Two important operations performed on matrices are the sum of two matrices and the multiplication of a matrix by a real number.

Definition 6.3 If A and B are both $n \times m$ matrices, then the **sum** of A and B , denoted $A + B$, is the $n \times m$ matrix whose entries are $a_{ij} + b_{ij}$, for each $i = 1, 2, \dots, n$ and $j = 1, 2, \dots, m$. ■

Definition 6.4 If A is an $n \times m$ matrix and λ is a real number, then the **scalar multiplication** of λ and A , denoted λA , is the $n \times m$ matrix whose entries are λa_{ij} , for each $i = 1, 2, \dots, n$ and $j = 1, 2, \dots, m$. ■

EXAMPLE 1 Let

$$A = \begin{bmatrix} 2 & -1 & 7 \\ 3 & 1 & 0 \end{bmatrix}, \quad B = \begin{bmatrix} 4 & 2 & -8 \\ 0 & 1 & 6 \end{bmatrix}$$

and $\lambda = -2$. Then

$$A + B = \begin{bmatrix} 2+4 & -1+2 & 7-8 \\ 3+0 & 1+1 & 0+6 \end{bmatrix} = \begin{bmatrix} 6 & 1 & -1 \\ 3 & 2 & 6 \end{bmatrix},$$

and

$$\lambda A = \begin{bmatrix} -2(2) & -2(-1) & -2(7) \\ -2(3) & -2(1) & -2(0) \end{bmatrix} = \begin{bmatrix} -4 & 2 & -14 \\ -6 & -2 & 0 \end{bmatrix}. \quad \blacksquare$$

Let O denote a matrix all of whose entries are 0 and $-A$ be the matrix whose entries are $-a_{ij}$. We have the following general properties for matrix addition and scalar multiplication. These properties are sufficient to classify the set of all $n \times m$ matrices with real entries as a **vector space** over the field of real numbers. (See [ND, pp. 107–109].)

Theorem 6.5

Let A , B , and C be $n \times m$ matrices and λ and μ be real numbers. The following properties of addition and scalar multiplication hold:

- | | |
|---|---|
| a. $A + B = B + A$, | b. $(A + B) + C = A + (B + C)$, |
| c. $A + O = O + A = A$, | d. $A + (-A) = -A + A = O$, |
| e. $\lambda(A + B) = \lambda A + \lambda B$, | f. $(\lambda + \mu)A = \lambda A + \mu A$, |
| g. $\lambda(\mu A) = (\lambda\mu)A$, | h. $1A = A$. |

All these properties follow from similar results concerning the real numbers. ■

Definition 6.6

Let A be an $n \times m$ matrix and B an $m \times p$ matrix. The **matrix product** of A and B , denoted AB , is an $n \times p$ matrix C whose entries c_{ij} are

$$c_{ij} = \sum_{k=1}^m a_{ik}b_{kj} = a_{i1}b_{1j} + a_{i2}b_{2j} + \cdots + a_{im}b_{mj},$$

for each $i = 1, 2, \dots, n$, and $j = 1, 2, \dots, p$. ■

The computation of c_{ij} can be viewed as the multiplication of the entries of the i th row of A with corresponding entries in the j th column of B , followed by a summation; that is,

$$[a_{i1}, a_{i2}, \dots, a_{im}] \begin{bmatrix} b_{1j} \\ b_{2j} \\ \vdots \\ b_{mj} \end{bmatrix} = c_{ij},$$

where

$$c_{ij} = a_{i1}b_{1j} + a_{i2}b_{2j} + \cdots + a_{im}b_{mj} = \sum_{k=1}^m a_{ik}b_{kj}.$$

This explains why the number of columns of A must equal the number of rows of B for the product AB to be defined.

The following example should serve to further clarify the matrix multiplication process.

EXAMPLE 2 Let

$$A = \begin{bmatrix} 2 & 1 & -1 \\ 3 & 1 & 2 \\ 0 & -2 & -3 \end{bmatrix}, \quad B = \begin{bmatrix} 3 & 2 \\ -1 & 1 \\ 6 & 4 \end{bmatrix},$$

$$C = \begin{bmatrix} 2 & 1 & 0 \\ -1 & 3 & 2 \end{bmatrix}, \quad \text{and} \quad D = \begin{bmatrix} 1 & -1 & 1 \\ 2 & -1 & 2 \\ 3 & 0 & 3 \end{bmatrix}.$$

Then,

$$AD = \begin{bmatrix} 1 & -3 & 1 \\ 11 & -4 & 11 \\ -13 & 2 & -13 \end{bmatrix} \neq \begin{bmatrix} -1 & -2 & -6 \\ 1 & -3 & -10 \\ 6 & -3 & -12 \end{bmatrix} = DA.$$

Further,

$$BC = \begin{bmatrix} 4 & 9 & 4 \\ -3 & 2 & 2 \\ 8 & 18 & 8 \end{bmatrix} \quad \text{and} \quad CB = \begin{bmatrix} 5 & 5 \\ 6 & 9 \end{bmatrix}$$

are not even the same size.

Finally,

$$AB = \begin{bmatrix} -1 & 1 \\ 20 & 15 \\ -16 & -14 \end{bmatrix},$$

but BA cannot be computed. ■

Definition 6.7

A square matrix has the same number of rows as columns. A **diagonal matrix** is a square matrix $D = (d_{ij})$ with $d_{ij} = 0$ whenever $i \neq j$. The **identity matrix of order n** , $I_n = (\delta_{ij})$, is a diagonal matrix with entries

$$\delta_{ij} = \begin{cases} 1, & \text{if } i = j, \\ 0, & \text{if } i \neq j. \end{cases}$$

When the size of I_n is clear, this matrix is generally written simply as I . ■

For example, the identity matrix of order three is

$$I = \begin{bmatrix} 1 & 0 & 0 \\ 0 & 1 & 0 \\ 0 & 0 & 1 \end{bmatrix}.$$

Definition 6.8

An **upper-triangular** $n \times n$ matrix $U = (u_{ij})$ has, for each $j = 1, 2, \dots, n$, the entries

$$u_{ij} = 0, \quad \text{for each } i = j + 1, j + 2, \dots, n;$$

and a **lower-triangular** matrix $L = (l_{ij})$ has, for each $j = 1, 2, \dots, n$, the entries

$$l_{ij} = 0, \quad \text{for each } i = 1, 2, \dots, j - 1. \quad \blacksquare$$

EXAMPLE 3

Consider the identity matrix of order three,

$$I_3 = \begin{bmatrix} 1 & 0 & 0 \\ 0 & 1 & 0 \\ 0 & 0 & 1 \end{bmatrix}.$$

If A is any 3×3 matrix, then

$$AI_3 = \begin{bmatrix} a_{11} & a_{12} & a_{13} \\ a_{21} & a_{22} & a_{23} \\ a_{31} & a_{32} & a_{33} \end{bmatrix} \begin{bmatrix} 1 & 0 & 0 \\ 0 & 1 & 0 \\ 0 & 0 & 1 \end{bmatrix} = \begin{bmatrix} a_{11} & a_{12} & a_{13} \\ a_{21} & a_{22} & a_{23} \\ a_{31} & a_{32} & a_{33} \end{bmatrix} = A. \quad \blacksquare$$

The identity matrix I_n commutes with any $n \times n$ matrix A ; that is, the order of multiplication does not matter, $I_n A = A = A I_n$. In Example 2 it was seen that the property $AB = BA$ is not generally true for matrix multiplication. Some of the properties involving matrix multiplication that do hold are presented in the next theorem.

Theorem 6.9

Let A be an $n \times m$ matrix, B be an $m \times k$ matrix, C be a $k \times p$ matrix, D be an $m \times k$ matrix, and λ be a real number. The following properties hold:

- | | |
|----------------------------------|--|
| a. $A(BC) = (AB)C$; | b. $A(B + D) = AB + AD$; |
| c. $I_m B = B$ and $B I_k = B$; | d. $\lambda(AB) = (\lambda A)B = A(\lambda B)$. |

Proof The verification of the property in part (a) is presented to show the method involved. The other parts can be shown in a similar manner.

To show that $A(BC) = (AB)C$, compute the i, j -entry of each side of the equation. BC is an $m \times p$ matrix with i, j -entry

$$(BC)_{ij} = \sum_{l=1}^k b_{il} c_{lj}.$$

Thus, $A(BC)$ is an $n \times p$ matrix with entries

$$[A(BC)]_{ij} = \sum_{s=1}^m a_{is} (BC)_{sj} = \sum_{s=1}^m a_{is} \left(\sum_{l=1}^k b_{sl} c_{lj} \right) = \sum_{s=1}^m \sum_{l=1}^k a_{is} b_{sl} c_{lj}.$$

Similarly, AB is an $n \times k$ matrix with entries

$$(AB)_{ij} = \sum_{s=1}^m a_{is} b_{sj},$$

so $(AB)C$ is an $n \times p$ matrix with entries

$$[(AB)C]_{ij} = \sum_{l=1}^k (AB)_{il} c_{lj} = \sum_{l=1}^k \left(\sum_{s=1}^m a_{is} b_{sl} \right) c_{lj} = \sum_{l=1}^k \sum_{s=1}^m a_{is} b_{sl} c_{lj}.$$

Interchanging the order of summation on the right side gives

$$[(AB)C]_{ij} = \sum_{s=1}^m \sum_{l=1}^k a_{is} b_{sl} c_{lj} = [A(BC)]_{ij},$$

for each $i = 1, 2, \dots, n$ and $j = 1, 2, \dots, p$. So $A(BC) = (AB)C$. ■ ■ ■

The linear system

$$\begin{aligned} a_{11}x_1 + a_{12}x_2 + \cdots + a_{1n}x_n &= b_1, \\ a_{21}x_1 + a_{22}x_2 + \cdots + a_{2n}x_n &= b_2, \\ &\vdots \\ a_{n1}x_1 + a_{n2}x_2 + \cdots + a_{nn}x_n &= b_n, \end{aligned}$$

can be viewed as the matrix equation

$$A\mathbf{x} = \mathbf{b},$$

where

$$A = \begin{bmatrix} a_{11} & a_{12} & \cdots & a_{1n} \\ a_{21} & a_{22} & \cdots & a_{2n} \\ \vdots & \vdots & & \vdots \\ a_{n1} & a_{n2} & \cdots & a_{nn} \end{bmatrix}, \quad \mathbf{x} = \begin{bmatrix} x_1 \\ x_2 \\ \vdots \\ x_n \end{bmatrix}, \quad \text{and} \quad \mathbf{b} = \begin{bmatrix} b_1 \\ b_2 \\ \vdots \\ b_n \end{bmatrix}.$$

Related to the linear systems is the **inverse of a matrix**.

Definition 6.10 An $n \times n$ matrix A is said to be **nonsingular** (or *invertible*) if an $n \times n$ matrix A^{-1} exists with $AA^{-1} = A^{-1}A = I$. The matrix A^{-1} is called the **inverse** of A . A matrix without an inverse is called **singular** (or *noninvertible*). ■

The following properties regarding matrix inverses follow from Definition 6.10. The proofs of these results are considered in Exercise 5.

Theorem 6.11 For any nonsingular $n \times n$ matrix A :

- A^{-1} is unique.
- A^{-1} is nonsingular and $(A^{-1})^{-1} = A$.
- If B is also a nonsingular $n \times n$ matrix, then

$$(AB)^{-1} = B^{-1}A^{-1}. \quad \blacksquare$$

EXAMPLE 4 Let

$$A = \begin{bmatrix} 1 & 2 & -1 \\ 2 & 1 & 0 \\ -1 & 1 & 2 \end{bmatrix} \quad \text{and} \quad B = \begin{bmatrix} -\frac{2}{9} & \frac{5}{9} & -\frac{1}{9} \\ \frac{4}{9} & -\frac{1}{9} & \frac{2}{9} \\ -\frac{1}{3} & \frac{1}{3} & \frac{1}{3} \end{bmatrix}.$$

Then

$$AB = \begin{bmatrix} 1 & 2 & -1 \\ 2 & 1 & 0 \\ -1 & 1 & 2 \end{bmatrix} \cdot \begin{bmatrix} -\frac{2}{9} & \frac{5}{9} & -\frac{1}{9} \\ \frac{4}{9} & -\frac{1}{9} & \frac{2}{9} \\ -\frac{1}{3} & \frac{1}{3} & \frac{1}{3} \end{bmatrix} = \begin{bmatrix} 1 & 0 & 0 \\ 0 & 1 & 0 \\ 0 & 0 & 1 \end{bmatrix} = I_3.$$

In a similar manner, $BA = I_3$, so A and B are nonsingular with $B = A^{-1}$ and $A = B^{-1}$.

If we have the inverse of A , we can easily solve a linear system of the form $A\mathbf{x} = \mathbf{b}$. Suppose, for example, we want to solve

$$\begin{aligned}x_1 + 2x_2 - x_3 &= 2, \\2x_1 + x_2 &= 3, \\-x_1 + x_2 + 2x_3 &= 4.\end{aligned}$$

First, convert the system to the matrix equation

$$\begin{bmatrix} 1 & 2 & -1 \\ 2 & 1 & 0 \\ -1 & 1 & 2 \end{bmatrix} \begin{bmatrix} x_1 \\ x_2 \\ x_3 \end{bmatrix} = \begin{bmatrix} 2 \\ 3 \\ 4 \end{bmatrix},$$

and then multiply both sides by the inverse:

$$\begin{bmatrix} -\frac{2}{9} & \frac{5}{9} & -\frac{1}{9} \\ \frac{4}{9} & -\frac{1}{9} & \frac{2}{9} \\ -\frac{1}{3} & \frac{1}{3} & \frac{1}{3} \end{bmatrix} \left(\begin{bmatrix} 1 & 2 & -1 \\ 2 & 1 & 0 \\ -1 & 1 & 2 \end{bmatrix} \begin{bmatrix} x_1 \\ x_2 \\ x_3 \end{bmatrix} \right) = \begin{bmatrix} -\frac{2}{9} & \frac{5}{9} & -\frac{1}{9} \\ \frac{4}{9} & -\frac{1}{9} & \frac{2}{9} \\ -\frac{1}{3} & \frac{1}{3} & \frac{1}{3} \end{bmatrix} \begin{bmatrix} 2 \\ 3 \\ 4 \end{bmatrix} = \begin{bmatrix} \frac{7}{9} \\ \frac{13}{9} \\ \frac{5}{3} \end{bmatrix},$$

so

$$\begin{bmatrix} \frac{7}{9} \\ \frac{13}{9} \\ \frac{5}{3} \end{bmatrix} = \left(\begin{bmatrix} -\frac{2}{9} & \frac{5}{9} & -\frac{1}{9} \\ \frac{4}{9} & -\frac{1}{9} & \frac{2}{9} \\ -\frac{1}{3} & \frac{1}{3} & \frac{1}{3} \end{bmatrix} \begin{bmatrix} 1 & 2 & -1 \\ 2 & 1 & 0 \\ -1 & 1 & 2 \end{bmatrix} \right) \begin{bmatrix} x_1 \\ x_2 \\ x_3 \end{bmatrix} = I_3 \begin{bmatrix} x_1 \\ x_2 \\ x_3 \end{bmatrix} = \begin{bmatrix} x_1 \\ x_2 \\ x_3 \end{bmatrix}.$$

This gives the solution $x_1 = 7/9$, $x_2 = 13/9$, and $x_3 = 5/3$. ■

Although it is easy to solve a linear system of the form $A\mathbf{x} = \mathbf{b}$ if A^{-1} is known, it is not computationally efficient to determine A^{-1} in order to solve the system. (See Exercise 8.) Even so, it is useful from a conceptual standpoint to describe a method for determining the inverse of a matrix.

To find a method of computing A^{-1} assuming its existence, let us look again at matrix multiplication. Let B_j be the j th column of the $n \times n$ matrix B ,

$$B_j = \begin{bmatrix} b_{1j} \\ b_{2j} \\ \vdots \\ b_{nj} \end{bmatrix}.$$

If $AB = C$, then the j th column of C is given by the product

$$\begin{bmatrix} c_{1j} \\ c_{2j} \\ \vdots \\ c_{nj} \end{bmatrix} = C_j = AB_j = \begin{bmatrix} a_{11} & a_{12} & \cdots & a_{1n} \\ a_{21} & a_{22} & \cdots & a_{2n} \\ \vdots & \vdots & \ddots & \vdots \\ a_{n1} & a_{n2} & \cdots & a_{nn} \end{bmatrix} \begin{bmatrix} b_{1j} \\ b_{2j} \\ \vdots \\ b_{nj} \end{bmatrix} = \begin{bmatrix} \sum_{k=1}^n a_{1k} b_{kj} \\ \sum_{k=1}^n a_{2k} b_{kj} \\ \vdots \\ \sum_{k=1}^n a_{nk} b_{kj} \end{bmatrix}.$$

Suppose that A^{-1} exists and that $A^{-1} = B = (b_{ij})$. Then $AB = I$ and

$$AB_j = \begin{bmatrix} 0 \\ \vdots \\ 0 \\ 1 \\ 0 \\ \vdots \\ 0 \end{bmatrix}, \quad \text{where the value 1 appears in the } j\text{th row.}$$

To find B we must solve n linear systems in which the j th column of the inverse is the solution of the linear system with right-hand side the j th column of I . The next example demonstrates this method.

EXAMPLE 5 To determine the inverse of the matrix

$$A = \begin{bmatrix} 1 & 2 & -1 \\ 2 & 1 & 0 \\ -1 & 1 & 2 \end{bmatrix},$$

let us first consider the product AB , where B is an arbitrary 3×3 matrix.

$$\begin{aligned} AB &= \begin{bmatrix} 1 & 2 & -1 \\ 2 & 1 & 0 \\ -1 & 1 & 2 \end{bmatrix} \begin{bmatrix} b_{11} & b_{12} & b_{13} \\ b_{21} & b_{22} & b_{23} \\ b_{31} & b_{32} & b_{33} \end{bmatrix} \\ &= \begin{bmatrix} b_{11} + 2b_{21} - b_{31} & b_{12} + 2b_{22} - b_{32} & b_{13} + 2b_{23} - b_{33} \\ 2b_{11} + b_{21} & 2b_{12} + b_{22} & 2b_{13} + b_{23} \\ -b_{11} + b_{21} + 2b_{31} & -b_{12} + b_{22} + 2b_{32} & -b_{13} + b_{23} + 2b_{33} \end{bmatrix}. \end{aligned}$$

If $B = A^{-1}$, then $AB = I$, so we must have

$$\begin{aligned} b_{11} + 2b_{21} - b_{31} &= 1, & b_{12} + 2b_{22} - b_{32} &= 0, & b_{13} + 2b_{23} - b_{33} &= 0, \\ 2b_{11} + b_{21} &= 0, & 2b_{12} + b_{22} &= 1, & 2b_{13} + b_{23} &= 0, \\ -b_{11} + b_{21} + 2b_{31} &= 0, & -b_{12} + b_{22} + 2b_{32} &= 0, & -b_{13} + b_{23} + 2b_{33} &= 1. \end{aligned}$$

Notice that the coefficients in each of the systems of equations are the same, the only change in the systems occurs on the right side of the equations. As a consequence, Gaussian elimination can be performed on a larger augmented matrix formed by combining the matrices for each of the systems:

$$\begin{bmatrix} 1 & 2 & -1 & \vdots & 1 & 0 & 0 \\ 2 & 1 & 0 & \vdots & 0 & 1 & 0 \\ -1 & 1 & 2 & \vdots & 0 & 0 & 1 \end{bmatrix}.$$

First, performing $(E_2 - 2E_1) \rightarrow (E_2)$ and $(E_3 + E_1) \rightarrow (E_3)$, followed by $(E_3 + E_2) \rightarrow (E_3)$ produces

$$\begin{bmatrix} 1 & 2 & -1 & \vdots & 1 & 0 & 0 \\ 0 & -3 & 2 & \vdots & -2 & 1 & 0 \\ 0 & 3 & 1 & \vdots & 1 & 0 & 1 \end{bmatrix} \quad \text{and} \quad \begin{bmatrix} 1 & 2 & -1 & \vdots & 1 & 0 & 0 \\ 0 & -3 & 2 & \vdots & -2 & 1 & 0 \\ 0 & 0 & 3 & \vdots & -1 & 1 & 1 \end{bmatrix}.$$

Backward substitution is performed on each of the three augmented matrices,

$$\begin{bmatrix} 1 & 2 & -1 & \vdots & 1 \\ 0 & -3 & 2 & \vdots & -2 \\ 0 & 0 & 3 & \vdots & -1 \end{bmatrix}, \begin{bmatrix} 1 & 2 & -1 & \vdots & 0 \\ 0 & -3 & 2 & \vdots & 1 \\ 0 & 0 & 3 & \vdots & 1 \end{bmatrix}, \begin{bmatrix} 1 & 2 & -1 & \vdots & 0 \\ 0 & -3 & 2 & \vdots & 0 \\ 0 & 0 & 3 & \vdots & 1 \end{bmatrix},$$

to eventually give

$$\begin{aligned} b_{11} &= -\frac{2}{9}, & b_{12} &= \frac{5}{9}, & b_{13} &= -\frac{1}{9}, \\ b_{21} &= \frac{4}{9}, & b_{22} &= -\frac{1}{9}, & \text{and } b_{23} &= \frac{2}{9}, \\ b_{31} &= -\frac{1}{3}, & b_{32} &= \frac{1}{3}, & b_{33} &= \frac{1}{3}. \end{aligned}$$

As shown in Example 4, these are the entries of A^{-1} :

$$A^{-1} = \begin{bmatrix} -\frac{2}{9} & \frac{5}{9} & -\frac{1}{9} \\ \frac{4}{9} & -\frac{1}{9} & \frac{2}{9} \\ -\frac{1}{3} & \frac{1}{3} & \frac{1}{3} \end{bmatrix} \quad \blacksquare$$

In the last example we illustrated the computation of A^{-1} . As we saw in that example, it is convenient to set up a larger augmented matrix,

$$[A \quad \vdots \quad I].$$

Upon performing the elimination in accordance with Algorithm 6.1, we obtain an augmented matrix of the form

$$[U \quad \vdots \quad Y],$$

where U is an upper-triangular matrix and Y is the matrix obtained by performing the same operations on the identity I that were performed to take A into U .

Gaussian elimination with backward substitution requires $4n^3/3 - n/3$ multiplications/divisions and $4n^3/3 - 3n^2/2 + n/6$ additions/subtractions to solve the n linear systems (see Exercise 8(a)). Special care can be taken in the implementation to note the operations that need *not* be performed, as, for example, a multiplication when one of the multipliers is known to be unity or a subtraction when the subtrahend is known to be 0. The number of multiplications/divisions required can then be reduced to n^3 and the number of additions/subtractions reduced to $n^3 - 2n^2 + n$ (see Exercise 8(d)).

Another important matrix associated with a given matrix A is its *transpose*, denoted A^t .

Definition 6.12 The **transpose** of an $n \times m$ matrix $A = (a_{ij})$ is the $m \times n$ matrix A^t , where for each i , the i th column of A^t is the same as the i th row of A , that is, $A^t = (a_{ji})$. A square matrix A is called **symmetric** if $A = A^t$. \blacksquare

For example, the matrices

$$A = \begin{bmatrix} 7 & 2 & 0 \\ 3 & 5 & -1 \\ 0 & 5 & -6 \end{bmatrix}, \quad B = \begin{bmatrix} 2 & 4 & 7 \\ 3 & -5 & -1 \end{bmatrix}, \quad C = \begin{bmatrix} 6 & 4 & -3 \\ 4 & -2 & 0 \\ -3 & 0 & 1 \end{bmatrix}$$

- a. Solve the linear systems by applying Gaussian elimination to the augmented matrix

$$\left[\begin{array}{ccc|ccc} 2 & -3 & 1 & 2 & 6 & 0 & -1 \\ 1 & 1 & -1 & -1 & 4 & 1 & 0 \\ -1 & 1 & -3 & 0 & 5 & -3 & 0 \end{array} \right].$$

- b. Solve the linear systems by finding and multiplying by the inverse of

$$A = \begin{bmatrix} 2 & -3 & 1 \\ 1 & 1 & -1 \\ -1 & 1 & -3 \end{bmatrix}.$$

- c. Which method requires more operations?

3. Repeat Exercise 2 using the linear systems

$$\begin{array}{rcl} x_1 - x_2 + 2x_3 - x_4 = 6, & & x_1 - x_2 + 2x_3 - x_4 = 1, \\ x_1 - x_3 + x_4 = 4, & & x_1 - x_3 + x_4 = 1, \\ 2x_1 + x_2 + 3x_3 - 4x_4 = -2, & & 2x_1 + x_2 + 3x_3 - 4x_4 = 2, \\ -x_2 + x_3 - x_4 = 5; & & -x_2 + x_3 - x_4 = -1. \end{array}$$

4. Prove the following statements or provide counterexamples to show they are not true.
- The product of two symmetric matrices is symmetric.
 - The inverse of a nonsingular symmetric matrix is a nonsingular symmetric matrix.
 - If A and B are $n \times n$ matrices, then $(AB)' = A' B'$.
5. The following statements are needed to prove Theorem 6.11.
- Show that if A^{-1} exists, it is unique.
 - Show that if A is nonsingular, then $(A^{-1})^{-1} = A$.
 - Show that if A and B are nonsingular $n \times n$ matrices, then $(AB)^{-1} = B^{-1} A^{-1}$.
6. Prove Theorem 6.5.
- 7.
- Show that the product of two $n \times n$ lower triangular matrices is lower triangular.
 - Show that the product of two $n \times n$ upper triangular matrices is upper triangular.
 - Show that the inverse of a nonsingular $n \times n$ lower triangular matrix is lower triangular.
8. Suppose m linear systems

$$A\mathbf{x}^{(p)} = \mathbf{b}^{(p)}, \quad p = 1, 2, \dots, m,$$

are to be solved, each with the $n \times n$ coefficient matrix A .

- a. Show that Gaussian elimination with backward substitution applied to the augmented matrix

$$[A : \mathbf{b}^{(1)} \mathbf{b}^{(2)} \dots \mathbf{b}^{(m)}]$$

requires

$$\frac{1}{3}n^3 + mn^2 - \frac{1}{3}n \quad \text{multiplications/divisions}$$

and

$$\frac{1}{3}n^3 + mn^2 - \frac{1}{2}n^2 - mn + \frac{1}{6}n \quad \text{additions/subtractions.}$$

- b. Show that the Gauss-Jordan method (see Exercise 8, Section 6.1) applied to the augmented matrix

$$[A : \mathbf{b}^{(1)} \mathbf{b}^{(2)} \dots \mathbf{b}^{(m)}]$$

requires

$$\frac{1}{2}n^3 + mn^2 - \frac{1}{2}n \quad \text{multiplications/divisions}$$

and

$$\frac{1}{2}n^3 + (m-1)n^2 + \left(\frac{1}{2} - m\right)n \quad \text{additions/subtractions.}$$

- c. For the special case

$$\mathbf{b}^{(p)} = \begin{bmatrix} 0 \\ \vdots \\ 0 \\ 1 \\ \vdots \\ 0 \end{bmatrix} \leftarrow p\text{th row,}$$

for each $p = 1, \dots, m$, with $m = n$, the solution $\mathbf{x}^{(p)}$ is the p th column of A^{-1} . Show that Gaussian elimination with backward substitution requires

$$\frac{4}{3}n^3 - \frac{1}{3}n \quad \text{multiplications/divisions}$$

and

$$\frac{4}{3}n^3 - \frac{3}{2}n^2 + \frac{1}{6}n \quad \text{additions/subtractions}$$

for this application, and that the Gauss-Jordan method requires

$$\frac{3}{2}n^3 - \frac{1}{2}n \quad \text{multiplications/divisions}$$

and

$$\frac{3}{2}n^3 - 2n^2 + \frac{1}{2}n \quad \text{additions/subtractions.}$$

- d. Construct an algorithm using Gaussian elimination to find A^{-1} , but do not perform multiplications when one of the multipliers is known to be 1, and do not perform additions/subtractions when one of the elements involved is known to be 0. Show that the required computations are reduced to n^3 multiplications/divisions and $n^3 - 2n^2 + n$ additions/subtractions.
- e. Show that solving the linear system $A\mathbf{x} = \mathbf{b}$, when A^{-1} is known, still requires n^2 multiplications/divisions and $n^2 - n$ additions/subtractions.
- f. Show that solving m linear systems $A\mathbf{x}^{(p)} = \mathbf{b}^{(p)}$, for $p = 1, 2, \dots, m$, by the method $\mathbf{x}^{(p)} = A^{-1}\mathbf{b}^{(p)}$ requires mn^2 multiplications and $m(n^2 - n)$ additions, if A^{-1} is known.

- g. Let A be an $n \times n$ matrix. Compare the number of operations required to solve n linear systems involving A by Gaussian elimination with backward substitution and by first inverting A and then multiplying $A\mathbf{x} = \mathbf{b}$ by A^{-1} , for $n = 3, 10, 50, 100$. Is it ever advantageous to compute A^{-1} for the purpose of solving linear systems?
9. Use the algorithm developed in Exercise 8(d) to find the inverses of the nonsingular matrices in Exercise 1.
10. It is often useful to partition matrices into a collection of submatrices. For example, the matrices

$$A = \begin{bmatrix} 1 & 2 & -1 \\ 3 & -4 & -3 \\ 6 & 5 & 0 \end{bmatrix} \quad \text{and} \quad B = \begin{bmatrix} 2 & -1 & 7 & 0 \\ 3 & 0 & 4 & 5 \\ -2 & 1 & -3 & 1 \end{bmatrix}$$

can be partitioned into

$$\begin{bmatrix} 1 & 2 & \vdots & -1 \\ 3 & -4 & \vdots & -3 \\ \dots & \dots & \dots & \dots \\ 6 & 5 & \vdots & 0 \end{bmatrix} = \begin{bmatrix} A_{11} & \vdots & A_{12} \\ \dots & \dots & \dots \\ A_{21} & \vdots & A_{22} \end{bmatrix}$$

and

$$\begin{bmatrix} 2 & -1 & 7 & \vdots & 0 \\ 3 & 0 & 4 & \vdots & 5 \\ \dots & \dots & \dots & \dots & \dots \\ -2 & 1 & -3 & \vdots & 1 \end{bmatrix} = \begin{bmatrix} B_{11} & \vdots & B_{12} \\ \dots & \dots & \dots \\ B_{21} & \vdots & B_{22} \end{bmatrix}$$

- a. Show that the product of A and B in this case is

$$AB = \begin{bmatrix} A_{11}B_{11} + A_{12}B_{21} & \vdots & A_{11}B_{12} + A_{12}B_{22} \\ \dots & \dots & \dots \\ A_{21}B_{11} + A_{22}B_{21} & \vdots & A_{21}B_{12} + A_{22}B_{22} \end{bmatrix}$$

- b. If B were instead partitioned into

$$B = \begin{bmatrix} 2 & -1 & 7 & \vdots & 0 \\ \dots & \dots & \dots & \dots & \dots \\ 3 & 0 & 4 & \vdots & 5 \\ -2 & 1 & -3 & \vdots & 1 \end{bmatrix} = \begin{bmatrix} B_{11} & \vdots & B_{12} \\ \dots & \dots & \dots \\ B_{21} & \vdots & B_{22} \end{bmatrix},$$

would the result in part (a) hold?

- c. Make a conjecture concerning the conditions necessary for the result in part (a) to hold in the general case.
11. In a paper entitled "Population Waves," Bernadelli [Ber] (see also [Se]) hypothesizes a type of simplified beetle that has a natural life span of 3 years. The female of this species has a survival rate of $\frac{1}{2}$ in the first year of life, has a survival rate of $\frac{1}{3}$ from the second to third years, and gives birth to an average of six new females before expiring at the end of the third year. A matrix can be used to show the contribution an individual female beetle makes, in a probabilistic sense, to the female population of the species by letting a_{ij} in the matrix $A = (a_{ij})$ denote the contribution that a single female beetle of age j will make to the next year's female population of age i ; that is,

$$A = \begin{bmatrix} 0 & 0 & 6 \\ \frac{1}{2} & 0 & 0 \\ 0 & \frac{1}{3} & 0 \end{bmatrix}.$$

- a. The contribution that a female beetle makes to the population 2 years hence is determined from the entries of A^2 , of 3 years hence from A^3 , and so on. Construct A^2 and A^3 , and try to make a general statement about the contribution of a female beetle to the population in n years' time for any positive integral value of n .
- b. Use your conclusions from part (a) to describe what will occur in future years to a population of these beetles that initially consists of 6000 female beetles in each of the three age groups.
- c. Construct A^{-1} , and describe its significance regarding the population of this species.
12. The study of food chains is an important topic in the determination of the spread and accumulation of environmental pollutants in living matter. Suppose that a food chain has three links. The first link consists of vegetation of types v_1, v_2, \dots, v_n , which provide all the food requirements for herbivores of species h_1, h_2, \dots, h_m in the second link. The third link consists of carnivorous animals c_1, c_2, \dots, c_k , which depend entirely on the herbivores in the second link for their food supply. The coordinate a_{ij} of the matrix

$$A = \begin{bmatrix} a_{11} & a_{12} & \cdots & a_{1m} \\ a_{21} & a_{22} & \cdots & a_{2m} \\ \vdots & \vdots & & \vdots \\ a_{n1} & a_{n2} & \cdots & a_{nm} \end{bmatrix}$$

represents the total number of plants of type v_i eaten by the herbivores in the species h_j , whereas b_{ij} in

$$B = \begin{bmatrix} b_{11} & b_{12} & \cdots & b_{1k} \\ b_{21} & b_{22} & \cdots & b_{2k} \\ \vdots & \vdots & & \vdots \\ b_{m1} & b_{m2} & \cdots & b_{mk} \end{bmatrix}$$

describes the number of herbivores in species h_i that are devoured by the animals of type c_j .

- a. Show that the number of plants of type v_i that eventually end up in the animals of species c_j is given by the entry in the i th row and j th column of the matrix AB .
- b. What physical significance is associated with the matrices A^{-1} , B^{-1} , and $(AB)^{-1} = B^{-1}A^{-1}$?
13. In Section 3.5 we found that the parametric form $(x(t), y(t))$ of the cubic Hermite polynomials through $(x(0), y(0)) = (x_0, y_0)$ and $(x(1), y(1)) = (x_1, y_1)$ with guide points $(x_0 + \alpha_0, y_0 + \beta_0)$ and $(x_1 - \alpha_1, y_1 - \beta_1)$, respectively, are given by

$$x(t) = [2(x_0 - x_1) + (\alpha_0 + \alpha_1)]t^3 + [3(x_1 - x_0) - \alpha_1 - 2\alpha_0]t^2 + \alpha_0 t + x_0$$

and

$$y(t) = [2(y_0 - y_1) + (\beta_0 + \beta_1)]t^3 + [3(y_1 - y_0) - \beta_1 - 2\beta_0]t^2 + \beta_0 t + y_0.$$

The Bézier cubic polynomials have the form

$$\hat{x}(t) = [2(x_0 - x_1) + 3(\alpha_0 + \alpha_1)]t^3 + [3(x_1 - x_0) - 3(\alpha_1 + 2\alpha_0)]t^2 + 3\alpha_0 t + x_0$$

and

$$\hat{y}(t) = [2(y_0 - y_1) + 3(\beta_0 + \beta_1)]t^3 + [3(y_1 - y_0) - 3(\beta_1 + 2\beta_0)]t^2 + 3\beta_0 t + y_0.$$

- a. Show that the matrix

$$A = \begin{bmatrix} 7 & 4 & 4 & 0 \\ -6 & -3 & -6 & 0 \\ 0 & 0 & 3 & 0 \\ 0 & 0 & 0 & 1 \end{bmatrix}$$

transforms the Hermite polynomial coefficients into the Bézier polynomial coefficients.

- b. Determine a matrix B that transforms the Bézier polynomial coefficients into the Hermite polynomial coefficients.
14. Consider the 2×2 linear system $(A + iB)(\mathbf{x} + iy) = \mathbf{c} + id$ with complex entries in component form:

$$(a_{11} + ib_{11})(x_1 + iy_1) + (a_{12} + ib_{12})(x_2 + iy_2) = c_1 + id_1,$$

$$(a_{21} + ib_{21})(x_1 + iy_1) + (a_{22} + ib_{22})(x_2 + iy_2) = c_2 + id_2.$$

- a. Use the properties of complex numbers to convert this system to the equivalent 4×4 real linear system

$$A\mathbf{x} - B\mathbf{y} = \mathbf{c},$$

$$B\mathbf{x} + A\mathbf{y} = \mathbf{d}.$$

- b. Solve the linear system

$$(1 - 2i)(x_1 + iy_1) + (3 + 2i)(x_2 + iy_2) = 5 + 2i,$$

$$(2 + i)(x_1 + iy_1) + (4 + 3i)(x_2 + iy_2) = 4 - i.$$

6.4 The Determinant of a Matrix

The *determinant* of a matrix provides existence and uniqueness results for linear systems having the same number of equations and unknowns. We will denote the determinant of a square matrix A by $\det A$, but it is also common to use the notation $|A|$.

Definition 6.14

- a. If $A = [a]$ is a 1×1 matrix, then $\det A = a$.
- b. If A is an $n \times n$ matrix, the **minor** M_{ij} is the determinant of the $(n - 1) \times (n - 1)$ submatrix of A obtained by deleting the i th row and j th column of the matrix A .
- c. The **cofactor** A_{ij} associated with M_{ij} is defined by $A_{ij} = (-1)^{i+j} M_{ij}$.
- d. The **determinant** of the $n \times n$ matrix A , when $n > 1$, is given either by

$$\det A = \sum_{j=1}^n a_{ij} A_{ij} = \sum_{j=1}^n (-1)^{i+j} a_{ij} M_{ij}, \quad \text{for any } i = 1, 2, \dots, n,$$

or by

$$\det A = \sum_{i=1}^n a_{ij} A_{ij} = \sum_{i=1}^n (-1)^{i+j} a_{ij} M_{ij}, \quad \text{for any } j = 1, 2, \dots, n. \quad \blacksquare$$

It can be shown (see Exercise 9) that to calculate the determinant of a general $n \times n$ matrix by this definition requires $O(n!)$ multiplications/divisions and additions/subtractions. Even for relatively small values of n , the number of calculations becomes unwieldy.

Although it appears that there are $2n$ different definitions of $\det A$, depending on which row or column is chosen, all definitions give the same numerical result. The flexibility in the definition is used in the following example. It is most convenient to compute $\det A$ across the row or down the column with the most zeros.

EXAMPLE 1 Let

$$A = \begin{bmatrix} 2 & -1 & 3 & 0 \\ 4 & -2 & 7 & 0 \\ -3 & -4 & 1 & 5 \\ 6 & -6 & 8 & 0 \end{bmatrix}.$$

To compute $\det A$, it is easiest to expand about the fourth column:

$$\det A = a_{14}A_{14} + a_{24}A_{24} + a_{34}A_{34} + a_{44}A_{44} = 5A_{34} = -5M_{34}.$$

Eliminating the third row and the fourth column gives

$$\begin{aligned} \det A &= -5 \det \begin{bmatrix} 2 & -1 & 3 \\ 4 & -2 & 7 \\ 6 & -6 & 8 \end{bmatrix} \\ &= -5 \left\{ 2 \det \begin{bmatrix} -2 & 7 \\ -6 & 8 \end{bmatrix} - (-1) \det \begin{bmatrix} 4 & 7 \\ 6 & 8 \end{bmatrix} + 3 \det \begin{bmatrix} 4 & -2 \\ 6 & -6 \end{bmatrix} \right\} = -30. \quad \blacksquare \end{aligned}$$

The determinant of a matrix can also be computed in Maple by the command $\det(A)$; .

The following properties are useful in relating linear systems and Gaussian elimination to determinants. These are proved in any standard linear algebra text. (See, for example, [ND, pp. 200–201].)

Theorem 6.15 Suppose A is an $n \times n$ matrix:

- a. If any row or column of A has only zero entries, then $\det A = 0$.
- b. If A has two rows or two columns the same, then $\det A = 0$.
- c. If \tilde{A} is obtained from A by the operation $(E_i) \leftrightarrow (E_j)$, with $i \neq j$, then $\det \tilde{A} = -\det A$.
- d. If \tilde{A} is obtained from A by the operation $(\lambda E_i) \rightarrow (E_i)$, then $\det \tilde{A} = \lambda \det A$.
- e. If \tilde{A} is obtained from A by the operation $(E_i + \lambda E_j) \rightarrow (E_i)$ with $i \neq j$, then $\det \tilde{A} = \det A$.
- f. If B is also an $n \times n$ matrix, then $\det AB = \det A \det B$.
- g. $\det A^t = \det A$.
- h. When A^{-1} exists, $\det A^{-1} = (\det A)^{-1}$.
- i. If A is an upper triangular, lower triangular, or diagonal matrix, then $\det A = \prod_{i=1}^n a_{ii}$. ■

A matrix in triangular form has an easily calculated determinant, so computing the determinant of any matrix can be simplified by first reducing the matrix to triangular form, and then using part (i) of the theorem to find the determinant of the triangular matrix.

EXAMPLE 2 Compute the determinant of the matrix

$$A = \begin{bmatrix} 2 & 1 & -1 & 1 \\ 1 & 1 & 0 & 3 \\ -1 & 2 & 3 & -1 \\ 3 & -1 & -1 & 2 \end{bmatrix}$$

using parts (b), (d), and (e) of Theorem 6.15, doing the computations in Maple. Matrix A is defined by

$$A := \text{matrix}(4, 4, [2, 1, -1, 1, 1, 1, 0, 3, -1, 2, 3, -1, 3, -1, -1, 2]);$$

The sequence of operations in Table 6.2 produces the matrix

$$A8 = \begin{bmatrix} 1 & \frac{1}{2} & -\frac{1}{2} & \frac{1}{2} \\ 0 & 1 & 1 & 5 \\ 0 & 0 & 3 & 13 \\ 0 & 0 & 0 & -13 \end{bmatrix}.$$

By part (i), $\det A8 = -39$, so $\det A = 39$. ■

Table 6.2

Operation	Maple	Effect
$\frac{1}{2}E_1 \rightarrow E_1$	<code>A1 := mulrow(A, 1, 0.5)</code>	$\det A1 = \frac{1}{2} \det A$
$E_2 - E_1 \rightarrow E_2$	<code>A2 := addrow(A1, 1, 2, -1)</code>	$\det A2 = \det A1 = \frac{1}{2} \det A$
$E_3 + E_1 \rightarrow E_3$	<code>A3 := addrow(A2, 1, 3, 1)</code>	$\det A3 = \det A2 = \frac{1}{2} \det A$
$E_4 - 3E_1 \rightarrow E_4$	<code>A4 := addrow(A3, 1, 4, -3)</code>	$\det A4 = \det A3 = \frac{1}{2} \det A$
$2E_2 \rightarrow E_2$	<code>A5 := mulrow(A, 2, 2)</code>	$\det A5 = 2 \det A4 = \det A$
$E_3 - \frac{5}{2}E_2 \rightarrow E_3$	<code>A6 := addrow(A, 2, 3, -2.5)</code>	$\det A6 = \det A5 = \det A$
$E_4 + \frac{5}{2}E_2 \rightarrow E_4$	<code>A7 := addrow(A, 2, 4, 2.5)</code>	$\det A7 = \det A6 = \det A$
$E_3 \leftrightarrow E_4$	<code>A8 := swaprow(A, 3, 4)</code>	$\det A8 = -\det A7 = -\det A$

The key result relating nonsingularity, Gaussian elimination, linear systems, and determinants is that the following statements are equivalent.

Theorem 6.16 The following statements are equivalent for any $n \times n$ matrix A :

- The equation $A\mathbf{x} = \mathbf{0}$ has the unique solution $\mathbf{x} = \mathbf{0}$.
- The system $A\mathbf{x} = \mathbf{b}$ has a unique solution for any n -dimensional column vector \mathbf{b} .
- The matrix A is nonsingular; that is, A^{-1} exists.

- d. $\det A \neq 0$.
- e. Gaussian elimination with row interchanges can be performed on the system $A\mathbf{x} = \mathbf{b}$ for any n -dimensional column vector \mathbf{b} . ■

EXERCISE SET 6.4

1. Use Definition 6.14 to compute the determinants of the following matrices:

a. $\begin{bmatrix} 1 & 2 & 0 \\ 2 & 1 & -1 \\ 3 & 1 & 1 \end{bmatrix}$

b. $\begin{bmatrix} 4 & 0 & 1 \\ 2 & 1 & 0 \\ 2 & 2 & 3 \end{bmatrix}$

c. $\begin{bmatrix} 1 & 1 & -1 & 1 \\ 1 & 2 & -4 & -2 \\ 2 & 1 & 1 & 5 \\ -1 & 0 & -2 & -4 \end{bmatrix}$

d. $\begin{bmatrix} 2 & 0 & 1 & 2 \\ 1 & 1 & 0 & 2 \\ 2 & -1 & 3 & 1 \\ 3 & -1 & 4 & 3 \end{bmatrix}$

2. Repeat Exercise 1 using the method of Example 2.
3. Compute $\det A$, $\det B$, $\det AB$, and $\det BA$ for

$$A = \begin{bmatrix} 4 & 6 & 1 & -1 \\ 2 & 1 & 0 & \frac{1}{2} \\ 3 & 0 & 0 & 1 \\ 1 & -1 & 1 & 1 \end{bmatrix} \quad \text{and} \quad B = \begin{bmatrix} 1 & 2 & 3 & 4 \\ 0 & 2 & -1 & 1 \\ 0 & 0 & 3 & 2 \\ 0 & 0 & 0 & -1 \end{bmatrix}.$$

4. Let A be a 3×3 matrix. Show that if \tilde{A} is the matrix obtained from A using any of the operations

$$(E_1) \leftrightarrow (E_2), \quad (E_1) \leftrightarrow (E_3), \quad \text{or} \quad (E_2) \leftrightarrow (E_3),$$

then $\det \tilde{A} = -\det A$.

5. Find all values of α that make the following matrix singular.

$$A = \begin{bmatrix} 1 & -1 & \alpha \\ 2 & 2 & 1 \\ 0 & \alpha & -\frac{3}{2} \end{bmatrix}.$$

6. Find all values of α that make the following matrix singular.

$$A = \begin{bmatrix} 1 & 2 & -1 \\ 1 & \alpha & 1 \\ 2 & \alpha & -1 \end{bmatrix}.$$

7. Find all values of α so that the following linear system has no solutions.

$$\begin{aligned} 2x_1 - x_2 + 3x_3 &= 5, \\ 4x_1 + 2x_2 + 2x_3 &= 6, \\ -2x_1 + \alpha x_2 + 3x_3 &= 4. \end{aligned}$$

8. Find all values of α so that the following linear system has an infinite number of solutions.

$$\begin{aligned}2x_1 - x_2 + 3x_3 &= 5, \\4x_1 + 2x_2 + 2x_3 &= 6, \\-2x_1 + \alpha x_2 + 3x_3 &= 1.\end{aligned}$$

9. Use mathematical induction to show that when $n > 1$, the evaluation of the determinant of an $n \times n$ matrix using the definition requires $n! \sum_{k=1}^{n-1} \frac{1}{k!}$ multiplications/divisions and $n! - 1$ additions/subtractions.
10. Prove that AB is nonsingular if and only if both A and B are nonsingular.
11. The solution by **Cramer's rule** to the linear system

$$\begin{aligned}a_{11}x_1 + a_{12}x_2 + a_{13}x_3 &= b_1, \\a_{21}x_1 + a_{22}x_2 + a_{23}x_3 &= b_2, \\a_{31}x_1 + a_{32}x_2 + a_{33}x_3 &= b_3,\end{aligned}$$

has

$$\begin{aligned}x_1 &= \frac{1}{D} \det \begin{bmatrix} b_1 & a_{12} & a_{13} \\ b_2 & a_{22} & a_{23} \\ b_3 & a_{32} & a_{33} \end{bmatrix} \equiv \frac{D_1}{D}, \\x_2 &= \frac{1}{D} \det \begin{bmatrix} a_{11} & b_1 & a_{13} \\ a_{21} & b_2 & a_{23} \\ a_{31} & b_3 & a_{33} \end{bmatrix} \equiv \frac{D_2}{D},\end{aligned}$$

and

$$x_3 = \frac{1}{D} \det \begin{bmatrix} a_{11} & a_{12} & b_1 \\ a_{21} & a_{22} & b_2 \\ a_{31} & a_{32} & b_3 \end{bmatrix} \equiv \frac{D_3}{D},$$

where

$$D = \det \begin{bmatrix} a_{11} & a_{12} & a_{13} \\ a_{21} & a_{22} & a_{23} \\ a_{31} & a_{32} & a_{33} \end{bmatrix}.$$

- a. Find the solution to the linear system

$$\begin{aligned}2x_1 + 3x_2 - x_3 &= 4, \\x_1 - 2x_2 + x_3 &= 6, \\x_1 - 12x_2 + 5x_3 &= 10,\end{aligned}$$

by Cramer's rule.

- b. Show that the linear system

$$\begin{aligned}2x_1 + 3x_2 - x_3 &= 4, \\x_1 - 2x_2 + x_3 &= 6, \\-x_1 - 12x_2 + 5x_3 &= 9\end{aligned}$$

does not have a solution. Compute D_1 , D_2 , and D_3 .

- c. Show that the linear system

$$\begin{aligned} 2x_1 + 3x_2 - x_3 &= 4, \\ x_1 - 2x_2 + x_3 &= 6, \\ -x_1 - 12x_2 + 5x_3 &= 10 \end{aligned}$$

has an infinite number of solutions. Compute D_1 , D_2 , and D_3 .

- d. Prove that if a 3×3 linear system with $D = 0$ has solutions, then $D_1 = D_2 = D_3 = 0$.
- e. Determine the number of multiplications/divisions and additions/subtractions required for Cramer's rule on a 3×3 system.
12. a. Generalize Cramer's rule to an $n \times n$ linear system.
- b. Use the result in Exercise 9 to determine the number of multiplications/divisions and additions/subtractions required for Cramer's rule on an $n \times n$ system.

6.5 Matrix Factorization

Gaussian elimination is the principal tool in the direct solution of linear systems of equations, so it should be no surprise that it appears in other guises. In this section we will see that the steps used to solve a system of the form $A\mathbf{x} = \mathbf{b}$ can be used to factor a matrix. The factorization is particularly useful when it has the form $A = LU$, where L is lower triangular and U is upper triangular. Although not all matrices have this type of representation, many do that occur frequently in the study of numerical techniques.

In Section 6.1 we found that Gaussian elimination applied to an arbitrary linear system $A\mathbf{x} = \mathbf{b}$ requires $O(n^3/3)$ arithmetic operations to determine \mathbf{x} . If A has been factored into the triangular form $A = LU$, then we can solve for \mathbf{x} more easily by using a two-step process. First we let $\mathbf{y} = U\mathbf{x}$ and solve the system $L\mathbf{y} = \mathbf{b}$ for \mathbf{y} . Since L is triangular, determining \mathbf{y} from this equation requires only $O(n^2)$ operations. Once \mathbf{y} is known, the upper triangular system $U\mathbf{x} = \mathbf{y}$ requires only an additional $O(n^2)$ operations to determine the solution \mathbf{x} . This fact means that the number of operations needed to solve the system $A\mathbf{x} = \mathbf{b}$ is reduced from $O(n^3/3)$ to $O(2n^2)$. In systems greater than 100 by 100, this can reduce the amount of calculation by more than 97%. Not surprisingly, the reductions resulting from matrix factorization do not come free; determining the specific matrices L and U requires $O(n^3/3)$ operations. But once the factorization is determined, a system involving the matrix A and any vector \mathbf{b} can be solved in this simplified manner.

To examine which matrices have an LU factorization and to find how it is determined, first suppose that Gaussian elimination can be performed on the system $A\mathbf{x} = \mathbf{b}$ without row interchanges. With the notation in Section 6.1, this is equivalent to having nonzero pivot elements $a_{ii}^{(i)}$, for each $i = 1, 2, \dots, n$.

The first step in the Gaussian elimination process consists of performing, for each $j = 2, 3, \dots, n$, the operations

$$(E_j - m_{j,1}E_1) \rightarrow (E_j), \quad \text{where} \quad m_{j,1} = \frac{a_{j1}^{(1)}}{a_{11}^{(1)}}. \quad (6.8)$$

These operations transform the system into one in which all the entries in the first column below the diagonal are zero.

The system of operations in (6.8) can be viewed in another way. It is simultaneously accomplished by multiplying the original matrix A on the left by the matrix

$$M^{(1)} = \begin{bmatrix} 1 & 0 & \cdots & \cdots & 0 \\ -m_{21} & 1 & & & \\ \vdots & & \ddots & & \\ \vdots & & & \ddots & \\ -m_{n1} & 0 & \cdots & \cdots & 0 \\ & & & & 1 \end{bmatrix}.$$

This is called the **first Gaussian transformation matrix**. We denote the product of this matrix with $A^{(1)} \equiv A$ by $A^{(2)}$ and with \mathbf{b} by $\mathbf{b}^{(2)}$, so

$$A^{(2)}\mathbf{x} = M^{(1)}A\mathbf{x} = M^{(1)}\mathbf{b} = \mathbf{b}^{(2)}.$$

In a similar manner we construct $M^{(2)}$, the identity matrix with the entries below the diagonal in the second column replaced by the negatives of the multipliers

$$m_{j,2} = \frac{a_{j2}^{(2)}}{a_{22}^{(2)}}.$$

The product of this matrix with $A^{(2)}$ has zeros below the diagonal in the first two columns, and we let

$$A^{(3)}\mathbf{x} = M^{(2)}A^{(2)}\mathbf{x} = M^{(2)}M^{(1)}A\mathbf{x} = M^{(2)}M^{(1)}\mathbf{b} = \mathbf{b}^{(3)}.$$

In general, with $A^{(k)}\mathbf{x} = \mathbf{b}^{(k)}$ already formed, multiply by the k th **Gaussian transformation matrix**

$$M^{(k)} = \begin{bmatrix} 1 & 0 & \cdots & \cdots & 0 \\ & \ddots & & & \\ & & 0 & & \\ & & & \ddots & \\ & & & & -m_{k+1,k} \\ & & & & \vdots \\ & & & & -m_{n,k} \\ 0 & \cdots & 0 & & 0 \\ & & & & 1 \end{bmatrix},$$

to obtain

$$A^{(k+1)}\mathbf{x} = M^{(k)}A^{(k)}\mathbf{x} = M^{(k)} \cdots M^{(1)}A\mathbf{x} = M^{(k)}\mathbf{b}^{(k)} = \mathbf{b}^{(k+1)} = M^{(k)} \cdots M^{(1)}\mathbf{b}. \quad (6.9)$$

The process ends with the formation of $A^{(n)}\mathbf{x} = \mathbf{b}^{(n)}$, where $A^{(n)}$ is the upper triangular matrix

Theorem 6.17

If Gaussian elimination can be performed on the linear system $A\mathbf{x} = \mathbf{b}$ without row interchanges, then the matrix A can be factored into the product of a lower-triangular matrix L and an upper-triangular matrix U ,

$$A = LU,$$

where $m_{ji} = a_{ji}^{(i)}/a_{ii}^{(i)}$,

$$U = \begin{bmatrix} a_{11}^{(1)} & a_{12}^{(1)} & \cdots & a_{1n}^{(1)} \\ 0 & a_{22}^{(2)} & \cdots & \vdots \\ \vdots & \vdots & \ddots & a_{n-1,n}^{(n-1)} \\ 0 & \cdots & 0 & a_{nn}^{(n)} \end{bmatrix}, \quad \text{and} \quad L = \begin{bmatrix} 1 & 0 & \cdots & 0 \\ m_{21} & 1 & \cdots & 0 \\ \vdots & \vdots & \ddots & \vdots \\ m_{n1} & \cdots & m_{n,n-1} & 1 \end{bmatrix}. \quad \blacksquare$$

EXAMPLE 1 The linear system

$$\begin{aligned} x_1 + x_2 + 3x_4 &= 4, \\ 2x_1 + x_2 - x_3 + x_4 &= 1, \\ 3x_1 - x_2 - x_3 + 2x_4 &= -3, \\ -x_1 + 2x_2 + 3x_3 - x_4 &= 4 \end{aligned}$$

was considered in Section 6.1. The sequence of operations $(E_2 - 2E_1) \rightarrow (E_2)$, $(E_3 - 3E_1) \rightarrow (E_3)$, $(E_4 - (-1)E_1) \rightarrow (E_4)$, $(E_3 - 4E_2) \rightarrow (E_3)$, $(E_4 - (-3)E_2) \rightarrow (E_4)$ converts the system to the triangular system

$$\begin{aligned} x_1 + x_2 + 3x_4 &= 4, \\ -x_2 - x_3 - 5x_4 &= -7, \\ 3x_3 + 13x_4 &= 13, \\ -13x_4 &= -13. \end{aligned}$$

The multipliers m_{ij} and the upper triangular matrix produce the factorization

$$A = \begin{bmatrix} 1 & 1 & 0 & 3 \\ 2 & 1 & -1 & 1 \\ 3 & -1 & -1 & 2 \\ -1 & 2 & 3 & -1 \end{bmatrix} = \begin{bmatrix} 1 & 0 & 0 & 0 \\ 2 & 1 & 0 & 0 \\ 3 & 4 & 1 & 0 \\ -1 & -3 & 0 & 1 \end{bmatrix} \begin{bmatrix} 1 & 1 & 0 & 3 \\ 0 & -1 & -1 & -5 \\ 0 & 0 & 3 & 13 \\ 0 & 0 & 0 & -13 \end{bmatrix} = LU.$$

This factorization permits us to easily solve any system involving the matrix A . For example, to solve

$$A\mathbf{x} = LU\mathbf{x} = \begin{bmatrix} 1 & 0 & 0 & 0 \\ 2 & 1 & 0 & 0 \\ 3 & 4 & 1 & 0 \\ -1 & -3 & 0 & 1 \end{bmatrix} \begin{bmatrix} 1 & 1 & 0 & 3 \\ 0 & -1 & -1 & -5 \\ 0 & 0 & 3 & 13 \\ 0 & 0 & 0 & -13 \end{bmatrix} \begin{bmatrix} x_1 \\ x_2 \\ x_3 \\ x_4 \end{bmatrix} = \begin{bmatrix} 8 \\ 7 \\ 14 \\ -7 \end{bmatrix},$$

we first introduce the substitution $\mathbf{y} = U\mathbf{x}$. Then $L\mathbf{y} = \mathbf{b}$; that is,

$$LU\mathbf{x} = L\mathbf{y} = \begin{bmatrix} 1 & 0 & 0 & 0 \\ 2 & 1 & 0 & 0 \\ 3 & 4 & 1 & 0 \\ -1 & -3 & 0 & 1 \end{bmatrix} \begin{bmatrix} y_1 \\ y_2 \\ y_3 \\ y_4 \end{bmatrix} = \begin{bmatrix} 8 \\ 7 \\ 14 \\ -7 \end{bmatrix}.$$

This system is solved for \mathbf{y} by a simple forward-substitution process:

$$\begin{aligned} y_1 &= 8; \\ 2y_1 + y_2 &= 7, & \text{so } y_2 &= 7 - 2y_1 = -9; \\ 3y_1 + 4y_2 + y_3 &= 14, & \text{so } y_3 &= 14 - 3y_1 - 4y_2 = 26; \\ -y_1 - 3y_2 + y_4 &= -7, & \text{so } y_4 &= -7 + y_1 + 3y_2 = -26. \end{aligned}$$

We then solve $U\mathbf{x} = \mathbf{y}$ for \mathbf{x} , the solution of the original system; that is,

$$\begin{bmatrix} 1 & 1 & 0 & 3 \\ 0 & -1 & -1 & -5 \\ 0 & 0 & 3 & 13 \\ 0 & 0 & 0 & -13 \end{bmatrix} \begin{bmatrix} x_1 \\ x_2 \\ x_3 \\ x_4 \end{bmatrix} = \begin{bmatrix} 8 \\ -9 \\ 26 \\ -26 \end{bmatrix}.$$

Using backward substitution we obtain $x_4 = 2$, $x_3 = 0$, $x_2 = -1$, $x_1 = 3$. ■

The factorization used in Example 1 is called *Doolittle's method* and requires that 1's be on the diagonal of L , which results in the factorization described in Theorem 6.17. In Section 6.6, we consider *Crout's method*, a factorization which requires that 1's be on the diagonal elements of U , and *Choleski's method*, which requires that $l_{ii} = u_{ii}$, for each i .

A general procedure for factoring matrices into a product of triangular matrices is contained in Algorithm 6.4. Although new matrices L and U are constructed, the generated values can replace the corresponding entries of A that are no longer needed.

Algorithm 6.4 permits either the diagonal of L or the diagonal of U to be specified.

ALGORITHM

6.4

LU Factorization

To factor the $n \times n$ matrix $A = (a_{ij})$ into the product of the lower-triangular matrix $L = (l_{ij})$ and the upper-triangular matrix $U = (u_{ij})$; that is, $A = LU$, where the main diagonal of either L or U consists of all ones:

INPUT dimension n ; the entries a_{ij} , $1 \leq i, j \leq n$ of A ; the diagonal $l_{11} = \cdots = l_{nn} = 1$ of L or the diagonal $u_{11} = \cdots = u_{nn} = 1$ of U .

OUTPUT the entries l_{ij} , $1 \leq j \leq i$, $1 \leq i \leq n$ of L and the entries, u_{ij} , $i \leq j \leq n$, $1 \leq i \leq n$ of U .

Step 1 Select l_{11} and u_{11} satisfying $l_{11}u_{11} = a_{11}$.
If $l_{11}u_{11} = 0$ then OUTPUT ('Factorization impossible');
STOP.

Step 2 For $j = 2, \dots, n$ set $u_{1j} = a_{1j}/l_{11}$; (First row of U .)
 $l_{j1} = a_{j1}/u_{11}$. (First column of L .)

Step 3 For $i = 2, \dots, n - 1$ do Steps 4 and 5.

Step 4 Select l_{ii} and u_{ii} satisfying $l_{ii}u_{ii} = a_{ii} - \sum_{k=1}^{i-1} l_{ik}u_{ki}$.

If $l_{ii}u_{ii} = 0$ then OUTPUT ('Factorization impossible');
STOP.

Step 5 For $j = i + 1, \dots, n$

$$\text{set } u_{ij} = \frac{1}{l_{ii}} \left[a_{ij} - \sum_{k=1}^{i-1} l_{ik}u_{kj} \right]; \quad (\textit{ith row of } U.)$$

$$l_{ji} = \frac{1}{u_{ii}} \left[a_{ji} - \sum_{k=1}^{i-1} l_{jk}u_{ki} \right]. \quad (\textit{ith column of } L.)$$

Step 6 Select l_{nn} and u_{nn} satisfying $l_{nn}u_{nn} = a_{nn} - \sum_{k=1}^{n-1} l_{nk}u_{kn}$.

(Note: If $l_{nn}u_{nn} = 0$, then $A = LU$ but A is singular.)

Step 7 OUTPUT (l_{ij} for $j = 1, \dots, i$ and $i = 1, \dots, n$);
OUTPUT (u_{ij} for $j = i, \dots, n$ and $i = 1, \dots, n$);
STOP. ■

Once the matrix factorization is complete, the solution to a linear system of the form $A\mathbf{x} = LU\mathbf{x} = \mathbf{b}$ is found by first letting $\mathbf{y} = U\mathbf{x}$ and solving $L\mathbf{y} = \mathbf{b}$ for \mathbf{y} . Since L is lower triangular, we have

$$y_1 = \frac{b_1}{l_{11}},$$

and, for each $i = 2, 3, \dots, n$,

$$y_i = \frac{1}{l_{ii}} \left[b_i - \sum_{j=1}^{i-1} l_{ij}y_j \right].$$

After \mathbf{y} is found by this forward-substitution process, the upper-triangular system $U\mathbf{x} = \mathbf{y}$ is solved for \mathbf{x} by backward substitution using the equations

$$x_n = \frac{y_n}{u_{nn}} \quad \text{and} \quad x_i = \frac{1}{u_{ii}} \left[y_i - \sum_{j=i+1}^n u_{ij}x_j \right].$$

In the previous discussion we assumed that $A\mathbf{x} = \mathbf{b}$ can be solved using Gaussian elimination without row interchanges. From a practical standpoint, this factorization is useful only when row interchanges are not required to control the roundoff error resulting from the use of finite-digit arithmetic. Fortunately, many systems we encounter when using approximation methods are of this type, but we will now consider the modifications that must be made when row interchanges are required. We begin the discussion with the introduction of a class of matrices that are used to rearrange, or permute, rows of a given matrix.

An $n \times n$ **permutation matrix** P is obtained by rearranging the rows of I_n , the identity matrix. This gives a matrix with precisely one nonzero entry in each row and in each column, and each nonzero entry is a 1.

EXAMPLE 2 The matrix

$$P = \begin{bmatrix} 1 & 0 & 0 \\ 0 & 0 & 1 \\ 0 & 1 & 0 \end{bmatrix}$$

is a 3×3 permutation matrix. For any 3×3 matrix A , multiplying on the left by P has the effect of interchanging the second and third rows of A :

$$PA = \begin{bmatrix} 1 & 0 & 0 \\ 0 & 0 & 1 \\ 0 & 1 & 0 \end{bmatrix} \begin{bmatrix} a_{11} & a_{12} & a_{13} \\ a_{21} & a_{22} & a_{23} \\ a_{31} & a_{32} & a_{33} \end{bmatrix} = \begin{bmatrix} a_{11} & a_{12} & a_{13} \\ a_{31} & a_{32} & a_{33} \\ a_{21} & a_{22} & a_{23} \end{bmatrix}.$$

Similarly, multiplying A on the right by P interchanges the second and third columns of A . ■

Two useful properties of permutation matrices relate to Gaussian elimination, the first of which is illustrated in the previous example. Suppose k_1, \dots, k_n is a permutation of the integers $1, \dots, n$ and the permutation matrix $P = (p_{ij})$ is defined by

$$p_{ij} = \begin{cases} 1, & \text{if } j = k_i, \\ 0, & \text{otherwise.} \end{cases}$$

Then

(i) PA permutes the rows of A ; that is,

$$PA = \begin{bmatrix} a_{k_1 1} & a_{k_1 2} & \cdots & a_{k_1 n} \\ a_{k_2 1} & a_{k_2 2} & \cdots & a_{k_2 n} \\ \vdots & \vdots & \ddots & \vdots \\ a_{k_n 1} & a_{k_n 2} & \cdots & a_{k_n n} \end{bmatrix}.$$

(ii) P^{-1} exists and $P^{-1} = P^t$.

At the end of Section 6.4 we saw that for any nonsingular matrix A , the linear system $A\mathbf{x} = \mathbf{b}$ can be solved by Gaussian elimination, with the possibility of row interchanges. If we knew the row interchanges that were required to solve the system by Gaussian elimination, we could arrange the original equations in an order that would ensure that no row interchanges are needed. Hence there is a rearrangement of the equations in the system that permits Gaussian elimination to proceed *without* row interchanges. This implies that for any nonsingular matrix A , a permutation matrix P exists for which the system

$$PA\mathbf{x} = P\mathbf{b}$$

can be solved without row interchanges. But this matrix PA can be factored into

$$PA = LU,$$

where L is lower triangular and U is upper triangular. Since $P^{-1} = P^t$, we have the factorization

$$A = P^{-1}LU = (P^tL)U.$$

The matrix U is still upper triangular, but P^tL is not lower triangular unless $P = I$.

EXAMPLE 3 Since $a_{11} = 0$, the matrix

$$A = \begin{bmatrix} 0 & 1 & -1 & 1 \\ 1 & 1 & -1 & 2 \\ -1 & -1 & 1 & 0 \\ 1 & 2 & 0 & 2 \end{bmatrix}$$

does not have an LU factorization. However, using the row interchange $(E_1) \leftrightarrow (E_2)$, followed by $(E_3 + E_1) \rightarrow E_3$ and $(E_4 - E_1) \rightarrow E_4$, produces

$$\begin{bmatrix} 1 & 1 & -1 & 2 \\ 0 & 1 & -1 & 1 \\ 0 & 0 & 0 & 2 \\ 0 & 1 & 1 & 0 \end{bmatrix}.$$

Then the row interchange $(E_3) \leftrightarrow (E_4)$, followed by $(E_3 - E_2) \rightarrow E_3$, gives the matrix

$$U = \begin{bmatrix} 1 & 1 & -1 & 2 \\ 0 & 1 & -1 & 1 \\ 0 & 0 & 2 & -1 \\ 0 & 0 & 0 & 2 \end{bmatrix}.$$

The permutation matrix associated with the row interchanges $(E_1) \leftrightarrow (E_2)$ and $(E_3) \leftrightarrow (E_4)$ is

$$P = \begin{bmatrix} 0 & 1 & 0 & 0 \\ 1 & 0 & 0 & 0 \\ 0 & 0 & 0 & 1 \\ 0 & 0 & 1 & 0 \end{bmatrix}.$$

Gaussian elimination can be performed on PA without row interchanges to give the LU factorization of PA ,

$$PA = \begin{bmatrix} 1 & 0 & 0 & 0 \\ 0 & 1 & 0 & 0 \\ 1 & 1 & 1 & 0 \\ -1 & 0 & 0 & 1 \end{bmatrix} \begin{bmatrix} 1 & 1 & -1 & 2 \\ 0 & 1 & -1 & 1 \\ 0 & 0 & 2 & -1 \\ 0 & 0 & 0 & 2 \end{bmatrix} = LU.$$

So

$$A = P^{-1}LU = (P^tL)U = \begin{bmatrix} 0 & 1 & 0 & 0 \\ 1 & 0 & 0 & 0 \\ -1 & 0 & 0 & 1 \\ 1 & 1 & 1 & 0 \end{bmatrix} \begin{bmatrix} 1 & 1 & -1 & 2 \\ 0 & 1 & -1 & 1 \\ 0 & 0 & 2 & -1 \\ 0 & 0 & 0 & 2 \end{bmatrix}. \quad \blacksquare$$

Maple has the command `LUdecomp` to compute a factorization of the form $A = PLU$ of the matrix A . If the matrix A has been created, the function call

```
>U:=LUdecomp(A,P='G', L='H');
```

returns the upper triangular matrix U as the value of the function and returns the lower triangular matrix L in H and the permutation matrix P in G .

EXERCISE SET 6.5

1. Solve the following linear systems:

$$\text{a. } \begin{bmatrix} 1 & 0 & 0 \\ 2 & 1 & 0 \\ -1 & 0 & 1 \end{bmatrix} \begin{bmatrix} 2 & 3 & -1 \\ 0 & -2 & 1 \\ 0 & 0 & 3 \end{bmatrix} \begin{bmatrix} x_1 \\ x_2 \\ x_3 \end{bmatrix} = \begin{bmatrix} 2 \\ -1 \\ 1 \end{bmatrix}$$

$$\text{b. } \begin{bmatrix} 2 & 0 & 0 \\ -1 & 1 & 0 \\ 3 & 2 & -1 \end{bmatrix} \begin{bmatrix} 1 & 1 & 1 \\ 0 & 1 & 2 \\ 0 & 0 & 1 \end{bmatrix} \begin{bmatrix} x_1 \\ x_2 \\ x_3 \end{bmatrix} = \begin{bmatrix} -1 \\ 3 \\ 0 \end{bmatrix}$$

2. Consider the following matrices. Find the permutation matrix P so that PA can be factored into the product LU , where L is lower triangular with 1's on its diagonal and U is upper triangular for these matrices.

$$\text{a. } A = \begin{bmatrix} 1 & 2 & -1 \\ 2 & 4 & 0 \\ 0 & 1 & -1 \end{bmatrix}$$

$$\text{b. } A = \begin{bmatrix} 0 & 1 & 1 \\ 1 & -2 & -1 \\ 1 & -1 & 1 \end{bmatrix}$$

$$\text{c. } A = \begin{bmatrix} 1 & 1 & -1 & 0 \\ 1 & 1 & 4 & 3 \\ 2 & -1 & 2 & 4 \\ 2 & -1 & 2 & 3 \end{bmatrix}$$

$$\text{d. } A = \begin{bmatrix} 0 & 1 & 1 & 2 \\ 0 & 1 & 1 & -1 \\ 1 & 2 & -1 & 3 \\ 1 & 1 & 2 & 0 \end{bmatrix}$$

3. Factor the following matrices into the LU decomposition using the LU Factorization Algorithm with $l_{ii} = 1$ for all i .

$$\text{a. } \begin{bmatrix} 2 & -1 & 1 \\ 3 & 3 & 9 \\ 3 & 3 & 5 \end{bmatrix}$$

$$\text{b. } \begin{bmatrix} 1.012 & -2.132 & 3.104 \\ -2.132 & 4.906 & -7.013 \\ 3.104 & -7.013 & 0.014 \end{bmatrix}$$

$$\text{c. } \begin{bmatrix} 2 & 0 & 0 & 0 \\ 1 & 1.5 & 0 & 0 \\ 0 & -3 & 0.5 & 0 \\ 2 & -2 & 1 & 1 \end{bmatrix}$$

$$\text{d. } \begin{bmatrix} 2.1756 & 4.0231 & -2.1732 & 5.1967 \\ -4.0231 & 6.0000 & 0 & 1.1973 \\ -1.0000 & -5.2107 & 1.1111 & 0 \\ 6.0235 & 7.0000 & 0 & -4.1561 \end{bmatrix}$$

4. Modify the LU Factorization Algorithm so that it can be used to solve a linear system, and then solve the following linear systems.

- a. $2x_1 - x_2 + x_3 = -1,$
 $3x_1 + 3x_2 + 9x_3 = 0,$
 $3x_1 + 3x_2 + 5x_3 = 4.$
- b. $1.012x_1 - 2.132x_2 + 3.104x_3 = 1.984,$
 $-2.132x_1 + 4.096x_2 - 7.013x_3 = -5.049,$
 $3.104x_1 - 7.013x_2 + 0.014x_3 = -3.895.$
- c. $2x_1 = 3,$
 $x_1 + 1.5x_2 = 4.5,$
 $-3x_2 + 0.5x_3 = -6.6,$
 $2x_1 - 2x_2 + x_3 + x_4 = 0.8.$
- d. $2.1756x_1 + 4.0231x_2 - 2.1732x_3 + 5.1967x_4 = 17.102,$
 $-4.0231x_1 + 6.0000x_2 + 1.1973x_4 = -6.1593,$
 $-1.0000x_1 - 5.2107x_2 + 1.1111x_3 = 3.0004,$
 $6.0235x_1 + 7.0000x_2 - 4.1561x_4 = 0.0000.$

5. Obtain factorizations of the form $A = P'LU$ for the following matrices.

a. $A = \begin{bmatrix} 0 & 2 & 3 \\ 1 & 1 & -1 \\ 0 & -1 & 1 \end{bmatrix}$

b. $A = \begin{bmatrix} 1 & 2 & -1 \\ 1 & 2 & 3 \\ 2 & -1 & 4 \end{bmatrix}$

c. $A = \begin{bmatrix} 1 & -2 & 3 & 0 \\ 3 & -6 & 9 & 3 \\ 2 & 1 & 4 & 1 \\ 1 & -2 & 2 & -2 \end{bmatrix}$

d. $A = \begin{bmatrix} 1 & -2 & 3 & 0 \\ 1 & -2 & 3 & 1 \\ 1 & -2 & 2 & -2 \\ 2 & 1 & 3 & -1 \end{bmatrix}$

6. Suppose $A = P'LU$, where P is a permutation matrix, L is a lower-triangular matrix with ones on the diagonal, and U is an upper-triangular matrix.
- a. Count the number of operations needed to compute $P'LU$ for a given matrix A .
- b. Show that if P contains k row interchanges, then

$$\det P = \det P' = (-1)^k.$$

- c. Use $\det A = \det P' \det L \det U = (-1)^k \det U$ to count the number of operations for determining $\det A$ by factoring.
- d. Compute $\det A$ and count the number of operations when

$$A = \begin{bmatrix} 0 & 2 & 1 & 4 & -1 & 3 \\ 1 & 2 & -1 & 3 & 4 & 0 \\ 0 & 1 & 1 & -1 & 2 & -1 \\ 2 & 3 & -4 & 2 & 0 & 5 \\ 1 & 1 & 1 & 3 & 0 & 2 \\ -1 & -1 & 2 & -1 & 2 & 0 \end{bmatrix}.$$

7. a. Show that the LU Factorization Algorithm requires $\frac{1}{3}n^3 - \frac{1}{3}n$ multiplications/divisions and $\frac{1}{3}n^3 - \frac{1}{2}n^2 + \frac{1}{6}n$ additions/subtractions.
- b. Show that solving $Ly = \mathbf{b}$, where L is a lower-triangular matrix with $l_{ii} = 1$ for all i , requires $\frac{1}{2}n^2 - \frac{1}{2}n$ multiplications/divisions and $\frac{1}{2}n^2 - \frac{1}{2}n$ additions/subtractions.

- c. Show that solving $A\mathbf{x} = \mathbf{b}$ by first factoring A into $A = LU$ and then solving $L\mathbf{y} = \mathbf{b}$ and $U\mathbf{x} = \mathbf{y}$ requires the same number of operations as the Gaussian Elimination Algorithm 6.1.
- d. Count the number of operations required to solve m linear systems $A\mathbf{x}^{(k)} = \mathbf{b}^{(k)}$ for $k = 1, \dots, m$ by first factoring A and then using the method of part (c) m times.

6.6 Special Types of Matrices

We will now turn attention to two classes of matrices for which Gaussian elimination can be performed effectively without row interchanges. The first class is described in the following definition.

Definition 6.18 The $n \times n$ matrix A is said to be **strictly diagonally dominant** when

$$|a_{ii}| > \sum_{\substack{j=1, \\ j \neq i}}^n |a_{ij}|$$

holds for each $i = 1, 2, \dots, n$. ■

EXAMPLE 1 Consider the matrices

$$A = \begin{bmatrix} 7 & 2 & 0 \\ 3 & 5 & -1 \\ 0 & 5 & -6 \end{bmatrix} \quad \text{and} \quad B = \begin{bmatrix} 6 & 4 & -3 \\ 4 & -2 & 0 \\ -3 & 0 & 1 \end{bmatrix}.$$

The nonsymmetric matrix A is strictly diagonally dominant since $|7| > |2| + |0|$, $|5| > |3| + |-1|$, and $|-6| > |0| + |5|$. The symmetric matrix B is not strictly diagonally dominant because, for example, in the first row the absolute value of the diagonal element is $|6| < |4| + |-3| = 7$. It is interesting to note that A^t is not strictly diagonally dominant, nor, of course, is $B^t = B$. ■

The following theorem was used in Section 3.4 to ensure that there are unique solutions to the linear systems needed to determine cubic spline interpolants.

Theorem 6.19 A strictly diagonally dominant matrix A is nonsingular. Moreover, in this case, Gaussian elimination can be performed on any linear system of the form $A\mathbf{x} = \mathbf{b}$ to obtain its unique solution without row or column interchanges, and the computations will be stable with respect to the growth of roundoff errors. ■

Proof We first use proof by contradiction to show that A is nonsingular. Consider the linear system described by $A\mathbf{x} = \mathbf{0}$, and suppose that a nonzero solution $\mathbf{x} = (x_i)$ to this system exists. Let k be an index for which

$$0 < |x_k| = \max_{1 \leq j \leq n} |x_j|.$$

Since $\sum_{j=1}^n a_{ij}x_j = 0$ for each $i = 1, 2, \dots, n$, we have, when $i = k$,

$$a_{kk}x_k = - \sum_{\substack{j=1, \\ j \neq k}}^n a_{kj}x_j.$$

This implies that

$$|a_{kk}||x_k| \leq \sum_{\substack{j=1, \\ j \neq k}}^n |a_{kj}||x_j|,$$

or

$$|a_{kk}| \leq \sum_{\substack{j=1, \\ j \neq k}}^n |a_{kj}| \frac{|x_j|}{|x_k|} \leq \sum_{\substack{j=1, \\ j \neq k}}^n |a_{kj}|.$$

This inequality contradicts the strict diagonal dominance of A . Consequently, the only solution to $A\mathbf{x} = \mathbf{0}$ is $\mathbf{x} = \mathbf{0}$, a condition shown in Theorem 6.16 to be equivalent to the nonsingularity of A .

To prove that Gaussian elimination can be performed without row interchanges, we will show that each of the matrices $A^{(2)}, A^{(3)}, \dots, A^{(n)}$ generated by the Gaussian elimination process (and described in Section 6.5) is strictly diagonally dominant.

Since A is strictly diagonally dominant, $a_{11} \neq 0$ and $A^{(2)}$ can be formed. Thus, for each $i = 2, 3, \dots, n$,

$$a_{ij}^{(2)} = a_{ij}^{(1)} - \frac{a_{1j}^{(1)}a_{i1}^{(1)}}{a_{11}^{(1)}}, \quad \text{for } 2 \leq j \leq n.$$

Since $a_{i1}^{(2)} = 0$,

$$\begin{aligned} \sum_{\substack{j=2 \\ j \neq i}}^n |a_{ij}^{(2)}| &= \sum_{\substack{j=2 \\ j \neq i}}^n \left| a_{ij}^{(1)} - \frac{a_{1j}^{(1)}a_{i1}^{(1)}}{a_{11}^{(1)}} \right| \\ &\leq \sum_{\substack{j=2 \\ j \neq i}}^n |a_{ij}^{(1)}| + \sum_{\substack{j=2 \\ j \neq i}}^n \left| \frac{a_{1j}^{(1)}a_{i1}^{(1)}}{a_{11}^{(1)}} \right| \\ &< |a_{ii}^{(1)}| - |a_{i1}^{(1)}| + \frac{|a_{i1}^{(1)}|}{|a_{11}^{(1)}|} \sum_{\substack{j=2 \\ j \neq i}}^n |a_{1j}^{(1)}| \\ &< |a_{ii}^{(1)}| - |a_{i1}^{(1)}| + \frac{|a_{i1}^{(1)}|}{|a_{11}^{(1)}|} (|a_{11}^{(1)}| - |a_{1i}^{(1)}|) \\ &= |a_{ii}^{(1)}| - \frac{|a_{i1}^{(1)}||a_{1i}^{(1)}|}{|a_{11}^{(1)}|} \\ &\leq \left| a_{ii}^{(1)} - \frac{a_{i1}^{(1)}a_{1i}^{(1)}}{a_{11}^{(1)}} \right| = |a_{ii}^{(2)}|. \end{aligned}$$

This establishes the strict diagonal dominance for rows $2, \dots, n$. Since the first row of $A^{(2)}$ and A are the same, $A^{(2)}$ is strictly diagonally dominant.

This process is continued inductively until the upper-triangular and strictly diagonally dominant $A^{(n)}$ is obtained. This implies that all the diagonal elements are nonzero, so Gaussian elimination can be performed without row interchanges.

The demonstration of stability for this procedure can be found in [We]. ■ ■ ■

The next special class of matrices is called *positive definite*.

Definition 6.20 A matrix A is **positive definite** if it is symmetric and if $\mathbf{x}^t A \mathbf{x} > 0$ for every n -dimensional vector $\mathbf{x} \neq \mathbf{0}$. ■

Not all authors require symmetry of a positive definite matrix. For example, Golub and Van Loan [GV], a standard reference in matrix methods, requires only that $\mathbf{x}^t A \mathbf{x} > 0$ for each $\mathbf{x} \neq \mathbf{0}$. Matrices we call positive definite are called symmetric positive definite in [GV]. Keep this discrepancy in mind if you are using material from other sources.

To be precise, Definition 6.20 should specify that the 1×1 matrix generated by the operation $\mathbf{x}^t A \mathbf{x}$ has a positive value for its only entry since the operation is performed as follows:

$$\begin{aligned} \mathbf{x}^t A \mathbf{x} &= [x_1, x_2, \dots, x_n] \begin{bmatrix} a_{11} & a_{12} & \cdots & a_{1n} \\ a_{21} & a_{22} & \cdots & a_{2n} \\ \vdots & \vdots & & \vdots \\ a_{n1} & a_{n2} & \cdots & a_{nn} \end{bmatrix} \begin{bmatrix} x_1 \\ x_2 \\ \vdots \\ x_n \end{bmatrix} \\ &= [x_1, x_2, \dots, x_n] \begin{bmatrix} \sum_{j=1}^n a_{1j} x_j \\ \sum_{j=1}^n a_{2j} x_j \\ \vdots \\ \sum_{j=1}^n a_{nj} x_j \end{bmatrix} = \left[\sum_{i=1}^n \sum_{j=1}^n a_{ij} x_i x_j \right]. \end{aligned}$$

EXAMPLE 2 The matrix

$$A = \begin{bmatrix} 2 & -1 & 0 \\ -1 & 2 & -1 \\ 0 & -1 & 2 \end{bmatrix}$$

is positive definite, for suppose \mathbf{x} is any three-dimensional column vector. Then

$$\begin{aligned} \mathbf{x}^t A \mathbf{x} &= [x_1, x_2, x_3] \begin{bmatrix} 2 & -1 & 0 \\ -1 & 2 & -1 \\ 0 & -1 & 2 \end{bmatrix} \begin{bmatrix} x_1 \\ x_2 \\ x_3 \end{bmatrix} \\ &= [x_1, x_2, x_3] \begin{bmatrix} 2x_1 & - & x_2 \\ -x_1 & + & 2x_2 & - & x_3 \\ -x_2 & + & 2x_3 \end{bmatrix} \\ &= 2x_1^2 - 2x_1x_2 + 2x_2^2 - 2x_2x_3 + 2x_3^2. \end{aligned}$$

Rearranging the terms gives

$$\begin{aligned}\mathbf{x}'\mathbf{A}\mathbf{x} &= x_1^2 + (x_1^2 - 2x_1x_2 + x_2^2) + (x_2^2 - 2x_2x_3 + x_3^2) + x_3^2 \\ &= x_1^2 + (x_1 - x_2)^2 + (x_2 - x_3)^2 + x_3^2\end{aligned}$$

and

$$x_1^2 + (x_1 - x_2)^2 + (x_2 - x_3)^2 + x_3^2 > 0,$$

unless $x_1 = x_2 = x_3 = 0$. ■

It should be clear from Example 2 that using the definition to determine whether a matrix is positive definite can be difficult. Fortunately, there are more easily verified criteria, which are presented in Chapter 9, for identifying members of this important class. The next result provides some conditions that can be used to eliminate certain matrices from consideration.

Theorem 6.21 If A is an $n \times n$ positive definite matrix, then

- a. A is nonsingular;
- b. $a_{ii} > 0$, for each $i = 1, 2, \dots, n$;
- c. $\max_{1 \leq k, j \leq n} |a_{kj}| \leq \max_{1 \leq i \leq n} |a_{ii}|$;
- d. $(a_{ij})^2 < a_{ii}a_{jj}$, for each $i \neq j$. ■

Proof

- a. If \mathbf{x} satisfies $\mathbf{A}\mathbf{x} = \mathbf{0}$, then $\mathbf{x}'\mathbf{A}\mathbf{x} = 0$. Since A is positive definite, this implies $\mathbf{x} = \mathbf{0}$. Consequently, $\mathbf{A}\mathbf{x} = \mathbf{0}$ has only the zero solution, and A is nonsingular.
- b. For a given i , let $\mathbf{x} = (x_j)$ be defined by $x_i = 1$ and $x_j = 0$, if $j \neq i$. Since $\mathbf{x} \neq \mathbf{0}$,

$$0 < \mathbf{x}'\mathbf{A}\mathbf{x} = a_{ii}.$$

- c. For $k \neq j$, define $\mathbf{x} = (x_i)$ by

$$x_i = \begin{cases} 0, & \text{if } i \neq j \text{ and } i \neq k, \\ 1, & \text{if } i = j, \\ -1, & \text{if } i = k. \end{cases}$$

Since $\mathbf{x} \neq \mathbf{0}$,

$$0 < \mathbf{x}'\mathbf{A}\mathbf{x} = a_{jj} + a_{kk} - a_{jk} - a_{kj}.$$

But $A^t = A$, so $a_{jk} = a_{kj}$ and

$$2a_{kj} < a_{jj} + a_{kk}. \quad (6.10)$$

Now define $\mathbf{z} = (z_i)$ by

$$z_i = \begin{cases} 0, & \text{if } i \neq j \text{ and } i \neq k, \\ 1, & \text{if } i = j \text{ or } i = k. \end{cases}$$

Then $\mathbf{z}' A \mathbf{z} > 0$, so

$$-2a_{kj} < a_{kk} + a_{jj}. \quad (6.11)$$

Equations (6.10) and (6.11) imply that for each $k \neq j$,

$$|a_{kj}| < \frac{a_{kk} + a_{jj}}{2} \leq \max_{1 \leq i \leq n} |a_{ii}|, \quad \text{so} \quad \max_{1 \leq k, j \leq n} |a_{kj}| \leq \max_{1 \leq i \leq n} |a_{ii}|.$$

d. For $i \neq j$, define $\mathbf{x} = (x_k)$ by

$$x_k = \begin{cases} 0, & \text{if } k \neq j \text{ and } k \neq i, \\ \alpha, & \text{if } k = i, \\ 1, & \text{if } k = j, \end{cases}$$

where α represents an arbitrary real number. Since $\mathbf{x} \neq \mathbf{0}$,

$$0 < \mathbf{x}' A \mathbf{x} = a_{ii}\alpha^2 + 2a_{ij}\alpha + a_{jj}.$$

As a quadratic polynomial in α with no real roots, the discriminant of $P(\alpha) = a_{ii}\alpha^2 + 2a_{ij}\alpha + a_{jj}$ must be negative. Thus,

$$4a_{ij}^2 - 4a_{ii}a_{jj} < 0 \quad \text{and} \quad a_{ij}^2 < a_{ii}a_{jj}. \quad \blacksquare \blacksquare \blacksquare$$

Although Theorem 6.21 provides some important conditions that must be true of positive definite matrices, it does not ensure that a matrix satisfying these conditions is positive definite.

The following notion will be used to provide a necessary and sufficient condition.

Definition 6.22 A leading principal submatrix of a matrix A is a matrix of the form

$$A_k = \begin{bmatrix} a_{11} & a_{12} & \cdots & a_{1k} \\ a_{21} & a_{22} & \cdots & a_{2k} \\ \vdots & \vdots & & \vdots \\ a_{k1} & a_{k2} & \cdots & a_{kk} \end{bmatrix},$$

for some $1 \leq k \leq n$. ■

A proof of the following result can be found in [Stew1, p. 250].

Theorem 6.23 A symmetric matrix A is positive definite if and only if each of its leading principal submatrices has a positive determinant. ■

EXAMPLE 3 In Example 2 we used the definition to show that the symmetric matrix

$$A = \begin{bmatrix} 2 & -1 & 0 \\ -1 & 2 & -1 \\ 0 & -1 & 2 \end{bmatrix}$$

is positive definite. To confirm this using Theorem 6.23 note that

$$\det A_1 = \det[2] = 2 > 0,$$

$$\det A_2 = \det \begin{bmatrix} 2 & -1 \\ -1 & 2 \end{bmatrix} = 4 - 1 = 3 > 0,$$

and

$$\begin{aligned} \det A_3 &= \det \begin{bmatrix} 2 & -1 & 0 \\ -1 & 2 & -1 \\ 0 & -1 & 2 \end{bmatrix} = 2 \det \begin{bmatrix} 2 & -1 \\ -1 & 2 \end{bmatrix} - (-1) \det \begin{bmatrix} -1 & -1 \\ 0 & 2 \end{bmatrix} \\ &= 2(4 - 1) + (-2 + 0) = 4 > 0. \end{aligned}$$

The Maple command

```
>definite(A,positive_def);
```

returns *true* or *false* as an indication of positive definiteness. Consistent with our definition, symmetry is required for a *true* result.

The next result extends part (a) of Theorem 6.21 and parallels the strictly diagonally dominant results presented in Theorem 6.19. We will not give a proof of this theorem since it requires introducing terminology and results that are not needed for any other purpose. The development and proof can be found in [We, pp. 120 ff].

Theorem 6.24 The symmetric matrix A is positive definite if and only if Gaussian elimination without row interchanges can be performed on the linear system $A\mathbf{x} = \mathbf{b}$ with all pivot elements positive. Moreover, in this case, the computations are stable with respect to the growth of roundoff errors. ■

Some interesting facts that are uncovered in constructing the proof of Theorem 6.24 are presented in the following corollaries.

Corollary 6.25 The matrix A is positive definite if and only if A can be factored in the form LDL' , where L is lower triangular with 1's on its diagonal and D is a diagonal matrix with positive diagonal entries. ■

Corollary 6.26 The matrix A is positive definite if and only if A can be factored in the form LL' , where L is lower triangular with nonzero diagonal entries. ■

The matrix L in Corollary 6.26 is not the same as the matrix in Corollary 6.25. A relationship between them is presented in Exercise 26.

Algorithm 6.5 is based on the LU Factorization Algorithm 6.4 and obtains the LDL^t factorization described in Corollary 6.25.

ALGORITHM

6.5

 LDL^t Factorization

To factor the positive definite $n \times n$ matrix A into the form LDL^t , where L is a lower triangular matrix with 1's along the diagonal and D is a diagonal matrix with positive entries on the diagonal:

INPUT the dimension n ; entries a_{ij} , for $1 \leq i, j \leq n$ of A .

OUTPUT the entries l_{ij} , for $1 \leq j < i$ and $1 \leq i \leq n$ of L , and d_i , for $1 \leq i \leq n$ of D .

Step 1 For $i = 1, \dots, n$ do Steps 2–4.

Step 2 For $j = 1, \dots, i - 1$, set $v_j = l_{ij}d_j$.

Step 3 Set $d_i = a_{ii} - \sum_{j=1}^{i-1} l_{ij}v_j$.

Step 4 For $j = i + 1, \dots, n$ set $l_{ji} = (a_{ji} - \sum_{k=1}^{i-1} l_{jk}v_k)/d_i$.

Step 5 OUTPUT (l_{ij} for $j = 1, \dots, i - 1$ and $i = 1, \dots, n$);

OUTPUT (d_i for $i = 1, \dots, n$);

STOP. ■

Corollary 6.25 has a counterpart when A is symmetric but not necessarily positive definite. This result is widely applied since symmetric matrices are common and easily recognized.

Corollary 6.27

Let A be a symmetric $n \times n$ matrix for which Gaussian elimination can be applied without row interchanges. Then A can be factored into LDL^t , where L is lower triangular with 1's on its diagonal and D is the diagonal matrix with $a_{11}^{(1)}, \dots, a_{nn}^{(n)}$ on its diagonal. ■

Algorithm 6.5 is easily modified to factor the symmetric matrices described in Corollary 6.27. It simply requires adding a check to ensure that the diagonal elements are nonzero. Choleski's Algorithm 6.6 produces the LL^t factorization described in Corollary 6.26.

ALGORITHM

6.6

Choleski's

To factor the positive definite $n \times n$ matrix A into LL^t , where L is lower triangular:

INPUT the dimension n ; entries a_{ij} , for $1 \leq i, j \leq n$ of A .

OUTPUT the entries l_{ij} , for $1 \leq j \leq i$ and $1 \leq i \leq n$ of L . (The entries of $U = L^t$ are $u_{ij} = l_{ji}$, for $i \leq j \leq n$ and $1 \leq i \leq n$.)

- Step 1** Set $l_{11} = \sqrt{a_{11}}$.
- Step 2** For $j = 2, \dots, n$, set $l_{j1} = a_{j1}/l_{11}$.
- Step 3** For $i = 2, \dots, n - 1$ do Steps 4 and 5.
- Step 4** Set $l_{ii} = \left(a_{ii} - \sum_{k=1}^{i-1} l_{ik}^2\right)^{1/2}$.
- Step 5** For $j = i + 1, \dots, n$
 set $l_{ji} = \left(a_{ji} - \sum_{k=1}^{i-1} l_{jk}l_{ik}\right)/l_{ii}$.
- Step 6** Set $l_{nn} = \left(a_{nn} - \sum_{k=1}^{n-1} l_{nk}^2\right)^{1/2}$.
- Step 7** OUTPUT (l_{ij} for $j = 1, \dots, i$ and $i = 1, \dots, n$);
 STOP. ■

The Choleski factorization of A is computed in Maple using the statement

```
>L:=cholesky(A);
```

EXAMPLE 4 The matrix

$$A = \begin{bmatrix} 4 & -1 & 1 \\ -1 & 4.25 & 2.75 \\ 1 & 2.75 & 3.5 \end{bmatrix}$$

is positive definite. The factorization LDL^t of A given in Algorithm 6.5 is

$$A = LDL^t = \begin{bmatrix} 1 & 0 & 0 \\ -0.25 & 1 & 0 \\ 0.25 & 0.75 & 1 \end{bmatrix} \begin{bmatrix} 4 & 0 & 0 \\ 0 & 4 & 0 \\ 0 & 0 & 1 \end{bmatrix} \begin{bmatrix} 1 & -0.25 & 0.25 \\ 0 & 1 & 0.75 \\ 0 & 0 & 1 \end{bmatrix}.$$

and Choleski's Algorithm 6.6 produces the factorization

$$A = LL^t = \begin{bmatrix} 2 & 0 & 0 \\ -0.5 & 2 & 0 \\ 0.5 & 1.5 & 1 \end{bmatrix} \begin{bmatrix} 2 & -0.5 & 0.5 \\ 0 & 2 & 1.5 \\ 0 & 0 & 1 \end{bmatrix}. \quad \blacksquare$$

The LDL^t factorization described in Algorithm 6.5 requires $n^3/6 + n^2 - 7n/6$ multiplications/divisions and $n^3/6 - n/6$ additions/subtractions. The LL^t Choleski factorization of a positive definite matrix requires only $n^3/6 + n^2/2 - 2n/3$ multiplications/divisions and $n^3/6 - n/6$ additions/subtractions. The computational advantage of Choleski's factorization is misleading, however, since it requires extracting n square roots. However, the number of operations required for computing the n square roots is a linear factor of n and will decrease in significance as n increases.

Algorithm 6.5 provides a stable method for factoring a positive definite matrix into the form $A = LDL^t$, but it must be modified to solve the linear system $A\mathbf{x} = \mathbf{b}$. To do this, we delete the STOP statement from Step 5 in the algorithm and add the following steps to solve the lower triangular system $L\mathbf{y} = \mathbf{b}$:

Step 6 Set $y_1 = b_1$.

Step 7 For $i = 2, \dots, n$ set $y_i = b_i - \sum_{j=1}^{i-1} l_{ij}y_j$.

The linear system $D\mathbf{z} = \mathbf{y}$ can then be solved by

Step 8 For $i = 1, \dots, n$ set $z_i = y_i/d_i$.

Finally, the upper-triangular system $L^t\mathbf{x} = \mathbf{z}$ is solved with the steps given by

Step 9 Set $x_n = z_n$.

Step 10 For $i = n - 1, \dots, 1$ set $x_i = z_i - \sum_{j=i+1}^n l_{ji}x_j$.

Step 11 OUTPUT (x_i for $i = 1, \dots, n$);
STOP.

The additional operations required to solve the linear system are shown in Table 6.3.

Table 6.3

Step	Multiplications/Divisions	Additions/Subtractions
6	0	0
7	$n(n-1)/2$	$n(n-1)/2$
8	n	0
9	0	0
10	$n(n-1)/2$	$n(n-1)/2$
Total	n^2	$n^2 - n$

If the Choleski factorization given in Algorithm 6.6 is preferred, the additional steps for solving the system $A\mathbf{x} = \mathbf{b}$ are as follows. First delete the STOP statement from Step 7. Then add

Step 8 Set $y_1 = b_1/l_{11}$.

Step 9 For $i = 2, \dots, n$ set $y_i = \left(b_i - \sum_{j=1}^{i-1} l_{ij}y_j\right) / l_{ii}$.

Step 10 Set $x_n = y_n/l_{nn}$.

Step 11 For $i = n - 1, \dots, 1$ set $x_i = \left(y_i - \sum_{j=i+1}^n l_{ji}x_j\right) / l_{ii}$.

Step 12 OUTPUT (x_i for $i = 1, \dots, n$);
STOP.

Steps 8–12 require $n^2 + n$ multiplications/divisions and $n^2 - n$ additions/subtractions.

The last class of matrices considered are called *band matrices*. In most applications, the band matrices are also strictly diagonally dominant or positive definite.

Definition 6.28 An $n \times n$ matrix is called a **band matrix** if integers p and q , with $1 < p, q < n$, exist with the property that $a_{ij} = 0$ whenever $i + p \leq j$ or $j + q \leq i$. The **bandwidth** of a band matrix is defined as $w = p + q - 1$. ■

For example, the matrix

$$A = \begin{bmatrix} 7 & 2 & 0 \\ 3 & 5 & -1 \\ 0 & -5 & -6 \end{bmatrix}$$

is a band matrix with $p = q = 2$ and bandwidth $2 + 2 - 1 = 3$.

The definition of band matrix forces those matrices to concentrate all their nonzero entries about the diagonal. Two special cases of band matrices that occur frequently have $p = q = 2$ and $p = q = 4$.

Matrices of bandwidth 3, occurring when $p = q = 2$, are called **tridiagonal** since they have the form

$$A = \begin{bmatrix} a_{11} & a_{12} & 0 & \cdots & \cdots & \cdots & 0 \\ a_{21} & a_{22} & a_{23} & & & & \\ 0 & a_{32} & a_{33} & a_{34} & & & \\ \vdots & \vdots & \vdots & \vdots & \ddots & \ddots & \vdots \\ 0 & \cdots & \cdots & \cdots & 0 & a_{n-1,n} & \\ 0 & \cdots & \cdots & \cdots & 0 & a_{n,n-1} & a_{nn} \end{bmatrix}.$$

Tridiagonal matrices are also considered in Chapter 11 in connection with the study of piecewise linear approximations to boundary-value problems. The case of $p = q = 4$ will be used for the solution of boundary-value problems when the approximating functions assume the form of cubic splines.

The factorization algorithms can be simplified considerably in the case of band matrices because a large number of zeros appear in these matrices in regular patterns. It is particularly interesting to observe the form the Crout or Doolittle method assumes in this case.

To illustrate the situation, suppose a tridiagonal matrix A can be factored into the triangular matrices L and U . Since A has only $(3n - 2)$ nonzero entries, there are only $(3n - 2)$ conditions to be applied to determine the entries of L and U , provided, of course, that the zero entries of A are also obtained. Suppose that the matrices can be found in the form

$$L = \begin{bmatrix} l_{11} & 0 & \cdots & \cdots & \cdots & 0 \\ l_{21} & l_{22} & & & & \\ 0 & & \ddots & \ddots & & \\ \vdots & \vdots & \vdots & \vdots & \ddots & \vdots \\ 0 & \cdots & \cdots & \cdots & 0 & l_{nn} \end{bmatrix} \quad \text{and} \quad U = \begin{bmatrix} 1 & u_{12} & 0 & \cdots & \cdots & 0 \\ 0 & 1 & & & & \\ \vdots & \vdots & \vdots & \ddots & \ddots & \vdots \\ 0 & \cdots & \cdots & \cdots & 0 & u_{n-1,n} \\ 0 & \cdots & \cdots & \cdots & 0 & 1 \end{bmatrix}.$$

There are $(2n - 1)$ undetermined entries of L and $(n - 1)$ undetermined entries of U , which totals the number of conditions, $(3n - 2)$. The 0 entries of A are obtained automatically.

The multiplication involved with $A = LU$ gives, in addition to the 0 entries,

$$a_{11} = l_{11};$$

$$a_{i,i-1} = l_{i,i-1}, \quad \text{for each } i = 2, 3, \dots, n; \quad (6.12)$$

$$a_{ii} = l_{i,i-1}u_{i-1,i} + l_{ii}, \quad \text{for each } i = 2, 3, \dots, n; \quad (6.13)$$

and

$$a_{i,i+1} = l_{ii}u_{i,i+1}, \quad \text{for each } i = 1, 2, \dots, n-1. \quad (6.14)$$

A solution to this system is found by first using Eq. (6.12) to obtain all the nonzero off-diagonal terms in L and then using Eqs. (6.13) and (6.14) to alternately obtain the remainder of the entries in U and L . These can be stored in the corresponding entries of A .

Algorithm 6.7 solves an $n \times n$ system of linear equations whose coefficient matrix is tridiagonal. This algorithm requires only $(5n - 4)$ multiplications/divisions and $(3n - 3)$ additions/subtractions. Consequently, it has considerable computational advantage over the methods that do not consider the tridiagonality of the matrix.

ALGORITHM

6.7

Crout Factorization for Tridiagonal Linear Systems

To solve the $n \times n$ linear system

$$\begin{array}{rcl} E_1 : & a_{11}x_1 + a_{12}x_2 & = a_{1,n+1}, \\ E_2 : & a_{21}x_1 + a_{22}x_2 + a_{23}x_3 & = a_{2,n+1}, \\ & \vdots & \vdots \\ E_{n-1} : & a_{n-1,n-2}x_{n-2} + a_{n-1,n-1}x_{n-1} + a_{n-1,n}x_n & = a_{n-1,n+1}, \\ E_n : & a_{n,n-1}x_{n-1} + a_{nn}x_n & = a_{n,n+1}, \end{array}$$

which is assumed to have a unique solution:

INPUT the dimension n ; the entries of A .

OUTPUT the solution x_1, \dots, x_n .

(Steps 1–3 set up and solve $Lz = \mathbf{b}$.)

Step 1 Set $l_{11} = a_{11}$;

$$u_{12} = a_{12}/l_{11};$$

$$z_1 = a_{1,n+1}/l_{11}.$$

Step 2 For $i = 2, \dots, n-1$ set $l_{i,i-1} = a_{i,i-1}$; (*i*th row of L .)

$$l_{ii} = a_{ii} - l_{i,i-1}u_{i-1,i};$$

$$u_{i,i+1} = a_{i,i+1}/l_{ii}; \quad ((i+1)\text{th column of } U.)$$

$$z_i = (a_{i,n+1} - l_{i,i-1}z_{i-1})/l_{ii}.$$

Step 3 Set $l_{n,n-1} = a_{n,n-1}$; (*n*th row of L .)

$$l_{nn} = a_{nn} - l_{n,n-1}u_{n-1,n}.$$

$$z_n = (a_{n,n+1} - l_{n,n-1}z_{n-1})/l_{nn}.$$

(Steps 4 and 5 solve $U\mathbf{x} = \mathbf{z}$.)

Step 4 Set $x_n = z_n$.

Step 5 For $i = n-1, \dots, 1$ set $x_i = z_i - u_{i,i+1}x_{i+1}$.

Step 6 OUTPUT (x_1, \dots, x_n) ;
STOP. ■

EXAMPLE 5 To illustrate the procedure for tridiagonal matrices, consider the tridiagonal system of equations

$$\begin{aligned} 2x_1 - x_2 &= 1, \\ -x_1 + 2x_2 - x_3 &= 0, \\ -x_2 + 2x_3 - x_4 &= 0, \\ -x_3 + 2x_4 &= 1, \end{aligned}$$

whose augmented matrix is

$$\left[\begin{array}{cccc|c} 2 & -1 & 0 & 0 & 1 \\ -1 & 2 & -1 & 0 & 0 \\ 0 & -1 & 2 & -1 & 0 \\ 0 & 0 & -1 & 2 & 1 \end{array} \right].$$

The Crout Factorization Algorithm produces the factorization

$$\left[\begin{array}{cccc} 2 & -1 & 0 & 0 \\ -1 & 2 & -1 & 0 \\ 0 & -1 & 2 & -1 \\ 0 & 0 & -1 & 2 \end{array} \right] = \left[\begin{array}{cccc} 2 & 0 & 0 & 0 \\ -1 & \frac{3}{2} & 0 & 0 \\ 0 & -1 & \frac{4}{3} & 0 \\ 0 & 0 & -1 & \frac{5}{4} \end{array} \right] \left[\begin{array}{cccc} 1 & -\frac{1}{2} & 0 & 0 \\ 0 & 1 & -\frac{2}{3} & 0 \\ 0 & 0 & 1 & -\frac{3}{4} \\ 0 & 0 & 0 & 1 \end{array} \right] = LU.$$

Solving the system $Lz = \mathbf{b}$ gives $\mathbf{z} = (\frac{1}{2}, \frac{1}{3}, \frac{1}{4}, 1)^t$, and the solution of $U\mathbf{x} = \mathbf{z}$ is $\mathbf{x} = (1, 1, 1, 1)^t$. ■

The Crout Factorization Algorithm can be applied whenever $l_{ii} \neq 0$ for each $i = 1, 2, \dots, n$. Two conditions, either of which ensure that this is true, are that the coefficient matrix of the system is positive definite or that it is strictly diagonally dominant. An additional condition that ensures this algorithm can be applied is given in the next theorem, whose proof is discussed in Exercise 22.

Theorem 6.29 Suppose that $A = (a_{ij})$ is tridiagonal with $a_{i,i-1}a_{i,i+1} \neq 0$, for each $i = 2, 3, \dots, n-1$. If $|a_{11}| > |a_{12}|$, $|a_{ii}| \geq |a_{i,i-1}| + |a_{i,i+1}|$, for each $i = 2, 3, \dots, n-1$, and $|a_{nn}| > |a_{n,n-1}|$, then A is nonsingular and the values of l_{ii} described in the Crout Factorization Algorithm are nonzero for each $i = 1, 2, \dots, n$. ■

EXERCISE SET 6.6

1. Determine which of the following matrices are (i) symmetric, (ii) singular, (iii) strictly diagonally dominant, (iv) positive definite.

a. $\begin{bmatrix} 2 & 1 \\ 1 & 3 \end{bmatrix}$

b. $\begin{bmatrix} -2 & 1 \\ 1 & -3 \end{bmatrix}$

c. $\begin{bmatrix} 2 & 1 & 0 \\ 0 & 3 & 0 \\ 1 & 0 & 4 \end{bmatrix}$

d. $\begin{bmatrix} 2 & 1 & 0 \\ 0 & 3 & 2 \\ 1 & 2 & 4 \end{bmatrix}$

$$\text{e. } \begin{bmatrix} 4 & 2 & 6 \\ 3 & 0 & 7 \\ -2 & -1 & -3 \end{bmatrix}$$

$$\text{f. } \begin{bmatrix} 2 & -1 & 0 \\ -1 & 4 & 2 \\ 0 & 2 & 2 \end{bmatrix}$$

$$\text{g. } \begin{bmatrix} 4 & 0 & 0 & 0 \\ 6 & 7 & 0 & 0 \\ 9 & 11 & 1 & 0 \\ 5 & 4 & 1 & 1 \end{bmatrix}$$

$$\text{h. } \begin{bmatrix} 2 & 3 & 1 & 2 \\ -2 & 4 & -1 & 5 \\ 3 & 7 & 1.5 & 1 \\ 6 & -9 & 3 & 7 \end{bmatrix}$$

2. Use the LDL' Factorization Algorithm to find a factorization of the form $A = LDL'$ for the following matrices:

$$\text{a. } A = \begin{bmatrix} 2 & -1 & 0 \\ -1 & 2 & -1 \\ 0 & -1 & 2 \end{bmatrix}$$

$$\text{b. } A = \begin{bmatrix} 4 & 1 & 1 & 1 \\ 1 & 3 & -1 & 1 \\ 1 & -1 & 2 & 0 \\ 1 & 1 & 0 & 2 \end{bmatrix}$$

$$\text{c. } A = \begin{bmatrix} 4 & 1 & -1 & 0 \\ 1 & 3 & -1 & 0 \\ -1 & -1 & 5 & 2 \\ 0 & 0 & 2 & 4 \end{bmatrix}$$

$$\text{d. } A = \begin{bmatrix} 6 & 2 & 1 & -1 \\ 2 & 4 & 1 & 0 \\ 1 & 1 & 4 & -1 \\ -1 & 0 & -1 & 3 \end{bmatrix}$$

3. Use Choleski's Algorithm to find a factorization of the form $A = LL'$ for the matrices in Exercise 2.
4. Modify the LDL' Factorization Algorithm as suggested in the text so that it can be used to solve linear systems. Use the modified algorithm to solve the following linear systems.

$$\text{a. } \begin{aligned} 2x_1 - x_2 &= 3, \\ -x_1 + 2x_2 - x_3 &= -3, \\ -x_2 + 2x_3 &= 1. \end{aligned}$$

$$\text{b. } \begin{aligned} 4x_1 + x_2 + x_3 + x_4 &= 0.65, \\ x_1 + 3x_2 - x_3 + x_4 &= 0.05, \\ x_1 - x_2 + 2x_3 &= 0, \\ x_1 + x_2 + 2x_4 &= 0.5. \end{aligned}$$

$$\text{c. } \begin{aligned} 4x_1 + x_2 - x_3 &= 7, \\ x_1 + 3x_2 - x_3 &= 8, \\ -x_1 - x_2 + 5x_3 + 2x_4 &= -4, \\ 2x_3 + 4x_4 &= 6. \end{aligned}$$

$$\text{d. } \begin{aligned} 6x_1 + 2x_2 + x_3 - x_4 &= 0, \\ 2x_1 + 4x_2 + x_3 &= 7, \\ x_1 + x_2 + 4x_3 - x_4 &= -1, \\ -x_1 - x_3 + 3x_4 &= -2. \end{aligned}$$

5. Modify Choleski's Algorithm as suggested in the text so that it can be used to solve linear systems, and use the modified algorithm to solve the linear systems in Exercise 4.
6. Use Crout factorization for tridiagonal systems to solve the following linear systems.

$$\text{a. } \begin{aligned} x_1 - x_2 &= 0, \\ -2x_1 + 4x_2 - 2x_3 &= -1, \\ -x_2 + 2x_3 &= 1.5. \end{aligned}$$

$$\text{b. } \begin{aligned} 3x_1 + x_2 &= -1, \\ 2x_1 + 4x_2 + x_3 &= 7, \\ 2x_2 + 5x_3 &= 9. \end{aligned}$$

$$\text{c. } \begin{aligned} 2x_1 - x_2 &= 3, \\ -x_1 + 2x_2 - x_3 &= -3, \\ -x_2 + 2x_3 &= 1. \end{aligned}$$

$$\begin{aligned}
 \text{d. } \quad 0.5x_1 + 0.25x_2 &= 0.35, \\
 0.35x_1 + 0.8x_2 + 0.4x_3 &= 0.77, \\
 0.25x_2 + x_3 + 0.5x_4 &= -0.5, \\
 x_3 - 2x_4 &= -2.25.
 \end{aligned}$$

7. Let A be the 10×10 tridiagonal matrix given by $a_{ii} = 2$, $a_{i,i+1} = a_{i,i-1} = -1$, for each $i = 2, \dots, 9$, and $a_{11} = a_{10,10} = 2$, $a_{12} = a_{10,9} = -1$. Let \mathbf{b} be the ten-dimensional column vector given by $b_1 = b_{10} = 1$ and $b_i = 0$, for each $i = 2, 3, \dots, 9$. Solve $A\mathbf{x} = \mathbf{b}$ using the Crout factorization for tridiagonal systems.

8. Modify the LDL' factorization to factor a symmetric matrix A . [Note: The factorization may not always be possible.] Apply the new algorithm to the following matrices:

$$\text{a. } A = \begin{bmatrix} 3 & -3 & 6 \\ -3 & 2 & -7 \\ 6 & -7 & 13 \end{bmatrix}$$

$$\text{b. } A = \begin{bmatrix} 3 & -6 & 9 \\ -6 & 14 & -20 \\ 9 & -20 & 29 \end{bmatrix}$$

$$\text{c. } A = \begin{bmatrix} -1 & 2 & 0 & 1 \\ 2 & -3 & 2 & -1 \\ 0 & 2 & 5 & 6 \\ 1 & -1 & 6 & 12 \end{bmatrix}$$

$$\text{d. } A = \begin{bmatrix} 2 & -2 & 4 & -4 \\ -2 & 3 & -4 & 5 \\ 4 & -4 & 10 & -10 \\ -4 & 5 & -10 & 14 \end{bmatrix}$$

9. Which of the symmetric matrices in Exercise 8 are positive definite?

10. Find α so that $A = \begin{bmatrix} \alpha & 1 & -1 \\ 1 & 2 & 1 \\ -1 & 1 & 4 \end{bmatrix}$ is positive definite.

11. Find α so that $A = \begin{bmatrix} 2 & \alpha & -1 \\ \alpha & 2 & 1 \\ -1 & 1 & 4 \end{bmatrix}$ is positive definite.

12. Find α and $\beta > 0$ so that the matrix

$$A = \begin{bmatrix} 4 & \alpha & 1 \\ 2\beta & 5 & 4 \\ \beta & 2 & \alpha \end{bmatrix}$$

is strictly diagonally dominant.

13. Find $\alpha > 0$ and $\beta > 0$ so that the matrix

$$A = \begin{bmatrix} 3 & 2 & \beta \\ \alpha & 5 & \beta \\ 2 & 1 & \alpha \end{bmatrix}$$

is strictly diagonally dominant.

14. Suppose that A and B are strictly diagonally dominant $n \times n$ matrices.

- Is $-A$ strictly diagonally dominant?
- Is A' strictly diagonally dominant?
- Is $A + B$ strictly diagonally dominant?
- Is A^2 strictly diagonally dominant?
- Is $A - B$ strictly diagonally dominant?

15. Suppose that A and B are positive definite $n \times n$ matrices.
- Is $-A$ positive definite?
 - Is A' positive definite?
 - Is $A + B$ positive definite?
 - Is A^2 positive definite?
 - Is $A - B$ positive definite?

16. Let

$$A = \begin{bmatrix} 1 & 0 & -1 \\ 0 & 1 & 1 \\ -1 & 1 & \alpha \end{bmatrix}.$$

Find all values of α for which

- A is singular.
- A is strictly diagonally dominant.
- A is symmetric.
- A is positive definite.

17. Let

$$A = \begin{bmatrix} \alpha & 1 & 0 \\ \beta & 2 & 1 \\ 0 & 1 & 2 \end{bmatrix}.$$

Find all values of α and β for which

- A is singular.
- A is strictly diagonally dominant.
- A is symmetric.
- A is positive definite.

18. Suppose A and B commute, that is, $AB = BA$. Must A' and B' also commute?
19. Construct a matrix A that is nonsymmetric but for which $\mathbf{x}'A\mathbf{x} > 0$ for all $\mathbf{x} \neq 0$.
20. Show that Gaussian elimination can be performed on A without row interchanges if and only if all leading principal submatrices of A are nonsingular. [Hint: Partition each matrix in the equation

$$A^{(k)} = M^{(k-1)}M^{(k-2)} \cdots M^{(1)}A$$

vertically between the k th and $(k+1)$ st columns and horizontally between the k th and $(k+1)$ st rows (see Exercise 10 of Section 6.3). Show that the nonsingularity of the leading principal submatrix of A is equivalent to $a_{k,k}^{(k)} \neq 0$.]

21. Tridiagonal matrices are usually labeled by using the notation

$$A = \begin{bmatrix} a_1 & c_1 & 0 & \cdots & \cdots & 0 \\ b_2 & a_2 & c_2 & \cdots & \cdots & \vdots \\ 0 & b_3 & \cdots & \cdots & \cdots & 0 \\ \vdots & \vdots & \ddots & \ddots & \ddots & \vdots \\ 0 & \cdots & 0 & b_n & a_n \end{bmatrix}$$

to emphasize that it is not necessary to consider all the matrix entries. Rewrite the Crout Factorization Algorithm using this notation, and change the notation of the l_{ij} and u_{ij} in a similar manner.

be factored this way, but a permutation of the rows will always give a factorization of the form $PA = LU$, where P is the permutation matrix used to rearrange the rows of A . The advantage of the factorization is that the work is reduced when solving linear systems $A\mathbf{x} = \mathbf{b}$ with the same coefficient matrix A and different vectors \mathbf{b} .

Factorizations take a simpler form when the matrix A is positive definite. For example, the Choleski factorization has the form $A = LL'$, where L is lower triangular. A symmetric matrix that has an LU factorization can also be factored in the form $A = LDL'$, where D is diagonal and L is lower triangular with 1's on the diagonal. With these factorizations, manipulations involving A can be simplified. If A is tridiagonal, the LU factorization takes a particularly simple form, with U having 1's on the main diagonal and 0s elsewhere, except on the diagonal immediately above the main diagonal. In addition, L has its only nonzero entries on the main diagonal and one diagonal below.

The direct methods are the methods of choice for most linear systems. For tridiagonal, banded, and positive definite matrices, the special methods are recommended. For the general case, Gaussian elimination or LU factorization methods, which allow pivoting, are recommended. In these cases, the effects of roundoff error should be monitored. In Section 7.4 we discuss estimating errors in direct methods.

Large linear systems with primarily 0 entries occurring in regular patterns can be solved efficiently using an iterative procedure such as those discussed in Chapter 7. Systems of this type arise naturally, for example, when finite-difference techniques are used to solve boundary-value problems, a common application in the numerical solution of partial-differential equations.

It can be very difficult to solve a large linear system that has primarily nonzero entries or one where the 0 entries are not in a predictable pattern. The matrix associated with the system can be placed in secondary storage in partitioned form and portions read into main memory only as needed for calculation. Methods that require secondary storage can be either iterative or direct, but they generally require techniques from the fields of data structures and graph theory. The reader is referred to [BuR] and [RW] for a discussion of the current techniques.

The software for matrix operations and the direct solution of linear systems implemented in IMSL and NAG is based on LAPACK, a subroutine package in the public domain. There is excellent documentation available with it and from the books written about it. We will focus on several of the subroutines that are available in all three sources.

Accompanying LAPACK is a set of lower-level operations called Basic Linear Algebra Subprograms (BLAS). Level 1 of BLAS generally consists of vector-vector operations with input data and operation counts of $O(n)$. Level 2 consists of the matrix-vector operations with input data and operation counts of $O(n^2)$. Level 3 consists of the matrix-matrix operations with input data and operation counts of $O(n^3)$. For example, in Level 1, the subroutine SCOPY overwrites a vector \mathbf{y} with a vector \mathbf{x} ; SSCAL computes a scalar a times a vector \mathbf{x} ; SAXPY adds a scalar a times a vector \mathbf{x} to a vector \mathbf{y} ($\mathbf{y} = \mathbf{a} \cdot \mathbf{x} + \mathbf{y}$); SDOT computes the inner, or scalar, product of two vectors; SNRM2 computes the Euclidean norm of a vector by a method similar to that discussed in Section 1.4; and ISAMAX computes the index of the vector component that gives the maximum absolute value of all the components. In Level 2, SGEMV computes the product of a matrix and a vector and in Level 3, SGEMM computes the product of a matrix and a matrix.

The subroutines in LAPACK for solving linear systems first factor the matrix A . The factorization depends on the type of matrix in the following way:

1. General matrix $PA = LU$;
2. Positive definite matrix $A = LL'$;
3. Symmetric matrix $A = LDL'$;
4. Tridiagonal matrix $A = LU$ (in banded form).

The subroutine STRTRS solves a triangular linear system when the matrix is either upper or lower triangular.

The subroutine SGETRF factors PA into LU as a preliminary operation to the subroutine SGETRS, which then computes the solution to $A\mathbf{x} = \mathbf{b}$. The subroutine SGETRI is used to construct the inverse of a matrix A and to calculate the determinant of A once A has been factored via SGETRF.

The Choleski factorization of a positive definite matrix A is obtained with the subroutine SPOTRF. The linear system $A\mathbf{x} = \mathbf{b}$ can then be solved using the subroutine SPOTRS. Inverses and determinants of positive definite matrices, given the Choleski factorization, can be computed using SPOTRI. If A is symmetric, the LDL' factorization is found using SSYTRF. Linear systems can then be solved using SSYTRS. If inverses or determinants are desired, SSYTRI can be used.

Many of the subroutines in LINPACK, and its successor LAPACK, can be implemented using MATLAB. A nonsingular matrix A is factored using the command

$$[L, U, P] = lu(A)$$

into the form $PA = LU$, where P is the permutation matrix defined by performing partial pivoting to solve a linear system involving A . If the nonsingular matrix A and the vector \mathbf{b} have been defined in MATLAB, the command

$$x = A \setminus b$$

solves the linear system by first using the $PA = LU$ factoring command. Then it solves the lower-triangular system $Lz = \mathbf{b}$ for \mathbf{z} using its command,

$$z = L \setminus b$$

This is followed by a solution to the upper-triangular system $U\mathbf{x} = \mathbf{z}$ using the command

$$x = U \setminus z$$

Other MATLAB commands include computing the inverse, transpose, and determinant of matrix A by issuing the commands $inv(A)$, A' , and $det(A)$, respectively.

The IMSL Library includes counterparts to almost all the LAPACK subroutines and some extensions as well. They are named with regard to the tasks they perform as follows:

1. The first three letters of the name are used.
 - a. LSL: solves a linear system
 - b. LFT: factors a coefficient matrix
 - c. LFS: solves a linear system given factors from LFT
 - d. LFD: calculates the determinants of given factors
 - e. LIN: computes the inverse of given factors

2. The last two letters determine the type of matrix involved.
 - a. RG: real, general
 - b. RT: real triangular
 - c. DS: real positive definite
 - d. SF: real symmetric
 - e. RB: real banded

For example, the routine LFTDS factors a real positive definite matrix.

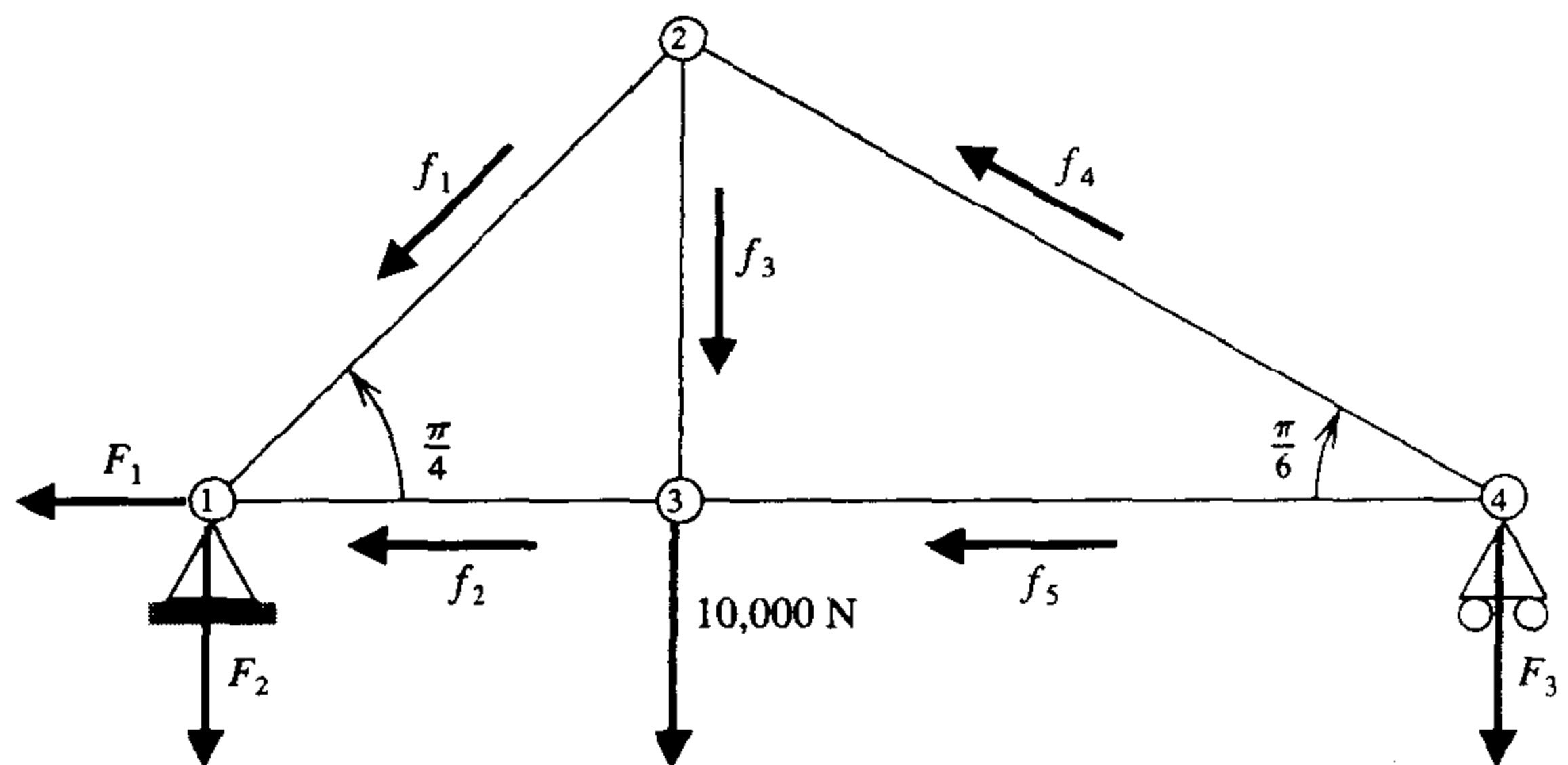
The NAG Library has many subroutines for direct methods of solving linear systems similar to those in LAPACK and IMSL. For example, the subroutine F04AEF solves linear systems using Crout factorization. The subroutine F04ATF solves a single linear system using Crout factorization, as in F04AEF. The subroutine F04EAF solves a single linear system where the matrix is real and tridiagonal, and F04ASF solves a system when the matrix is real and positive definite. Inverse matrices can be computed by F07AJF after using F07ADF for an arbitrary real matrix and by F01ABF if the matrix is positive definite. A determinant can be computed using F03AAF. Factorizations can be obtained using F07ADF for the LU factorization of a real matrix and using F01LEF for a tridiagonal matrix. Linear systems can then be solved using F07AEF. Choleski's factorization of a positive definite matrix can be obtained using F07FDF, and a linear system can then be solved using F07FEF. The NAG library also includes the lower-level matrix-vector manipulations.

Further information on the numerical solution of linear systems and matrices can be found in Golub and Van Loan [GV], Forsythe and Moler [FM], and Stewart [Stew1]. The use of direct techniques for solving large sparse systems is discussed in detail in George and Liu [GL] and in Pissanetzky [Pi]. Coleman and Van Loan [CV] consider the use of BLAS, LINPACK, and MATLAB.

Iterative Techniques in Matrix Algebra

■ ■ ■

Trusses are lightweight structures capable of carrying heavy loads. In bridge design, the individual members of the truss are connected with rotatable pin joints that permit forces to be transferred from one member of the truss to another. The accompanying figure shows a truss that is held stationary at the lower left endpoint ①, is permitted to move horizontally at the lower right endpoint ④, and has pin joints at ①, ②, ③, and ④. A load of 10,000 newtons (N) is placed at the joint ③, and the forces on the members of the truss have magnitudes given by f_1 , f_2 , f_3 , f_4 , and f_5 , as shown. The stationary support member has both a horizontal force F_1 and a vertical force F_2 , but the movable support member has only the vertical force F_3 .



If the truss is in static equilibrium, the forces at each joint must add to the zero vector, so the sum of the horizontal and vertical components of the forces at each joint must be 0. This produces the system of linear

equations shown in the accompanying table. An 8×8 matrix describing this system has 46 zero entries and only 18 nonzero entries. Matrices with a high percentage of zero entries are called *sparse* and are often solved using iterative, rather than direct, techniques. The iterative solution to this system is considered in Exercise 18 of Section 7.3.

Joint	Horizontal Component	Vertical Component
①	$-F_1 + \frac{\sqrt{2}}{2} f_1 + f_2 = 0$	$\frac{\sqrt{2}}{2} f_1 - F_2 = 0$
②	$-\frac{\sqrt{2}}{2} f_1 + \frac{\sqrt{3}}{2} f_4 = 0$	$-\frac{\sqrt{2}}{2} f_1 - f_3 + \frac{1}{2} f_4 = 0$
③	$-f_2 + f_5 = 0$	$f_3 - 10,000 = 0$
④	$-\frac{\sqrt{3}}{2} f_4 - f_5 = 0$	$\frac{1}{2} f_4 - F_3 = 0$

The methods presented in Chapter 6 used direct techniques to solve a system of $n \times n$ linear equations of the form $A\mathbf{x} = \mathbf{b}$. In this chapter, we present iterative methods to solve a system of this type.

7.1 Norms of Vectors and Matrices

In Chapter 2 we described iterative techniques for finding roots of equations of the form $f(x) = 0$. An initial approximation (or approximations) was found, and new approximations were then determined based on how well the previous approximations satisfied the equation. To discuss iterative methods for solving linear systems, we first need to be able to measure the distance between n -dimensional column vectors to determine whether a sequence of vectors converges to a solution of the system. In actuality, this measure is also needed when the solution is obtained by the direct methods presented in Chapter 6. Those methods required a large number of arithmetic operations, and using finite-digit arithmetic leads only to an approximation to an actual solution of the system.

Let \mathbb{R}^n denote the set of all n -dimensional column vectors with real-number coefficients. To define a distance in \mathbb{R}^n we use the notion of a norm.

Definition 7.1

A vector norm on \mathbb{R}^n is a function, $\|\cdot\|$, from \mathbb{R}^n into \mathbb{R} with the following properties:

- (i) $\|\mathbf{x}\| \geq 0$ for all $\mathbf{x} \in \mathbb{R}^n$,
- (ii) $\|\mathbf{x}\| = 0$ if and only if $\mathbf{x} = \mathbf{0}$,
- (iii) $\|\alpha\mathbf{x}\| = |\alpha|\|\mathbf{x}\|$ for all $\alpha \in \mathbb{R}$ and $\mathbf{x} \in \mathbb{R}^n$,
- (iv) $\|\mathbf{x} + \mathbf{y}\| \leq \|\mathbf{x}\| + \|\mathbf{y}\|$ for all $\mathbf{x}, \mathbf{y} \in \mathbb{R}^n$. ■

We will need only two specific norms on \mathbb{R}^n , although a third norm on \mathbb{R}^n is presented in Exercise 2.

Since vectors in \mathbb{R}^n are column vectors, it is convenient to use the transpose notation presented in Section 6.3 when a vector is represented in terms of its components. For example, the vector

$$\mathbf{x} = \begin{bmatrix} x_1 \\ x_2 \\ \vdots \\ x_n \end{bmatrix}$$

will be written $\mathbf{x} = (x_1, x_2, \dots, x_n)^t$.

Definition 7.2 The l_2 and l_∞ norms for the vector $\mathbf{x} = (x_1, x_2, \dots, x_n)^t$ are defined by

$$\|\mathbf{x}\|_2 = \left\{ \sum_{i=1}^n x_i^2 \right\}^{1/2} \quad \text{and} \quad \|\mathbf{x}\|_\infty = \max_{1 \leq i \leq n} |x_i|. \quad \blacksquare$$

The l_2 norm is called the **Euclidean norm** of the vector \mathbf{x} since it represents the usual notion of distance from the origin in case \mathbf{x} is in $\mathbb{R}^1 \equiv \mathbb{R}$, \mathbb{R}^2 , or \mathbb{R}^3 . For example, the l_2 norm of the vector $\mathbf{x} = (x_1, x_2, x_3)^t$ gives the length of the straight line joining the points $(0, 0, 0)$ and (x_1, x_2, x_3) . Figure 7.1 shows the boundary of those vectors in \mathbb{R}^2 and \mathbb{R}^3 that have l_2 norm less than 1. Figure 7.2 is a similar illustration for the l_∞ norm.

Figure 7.1

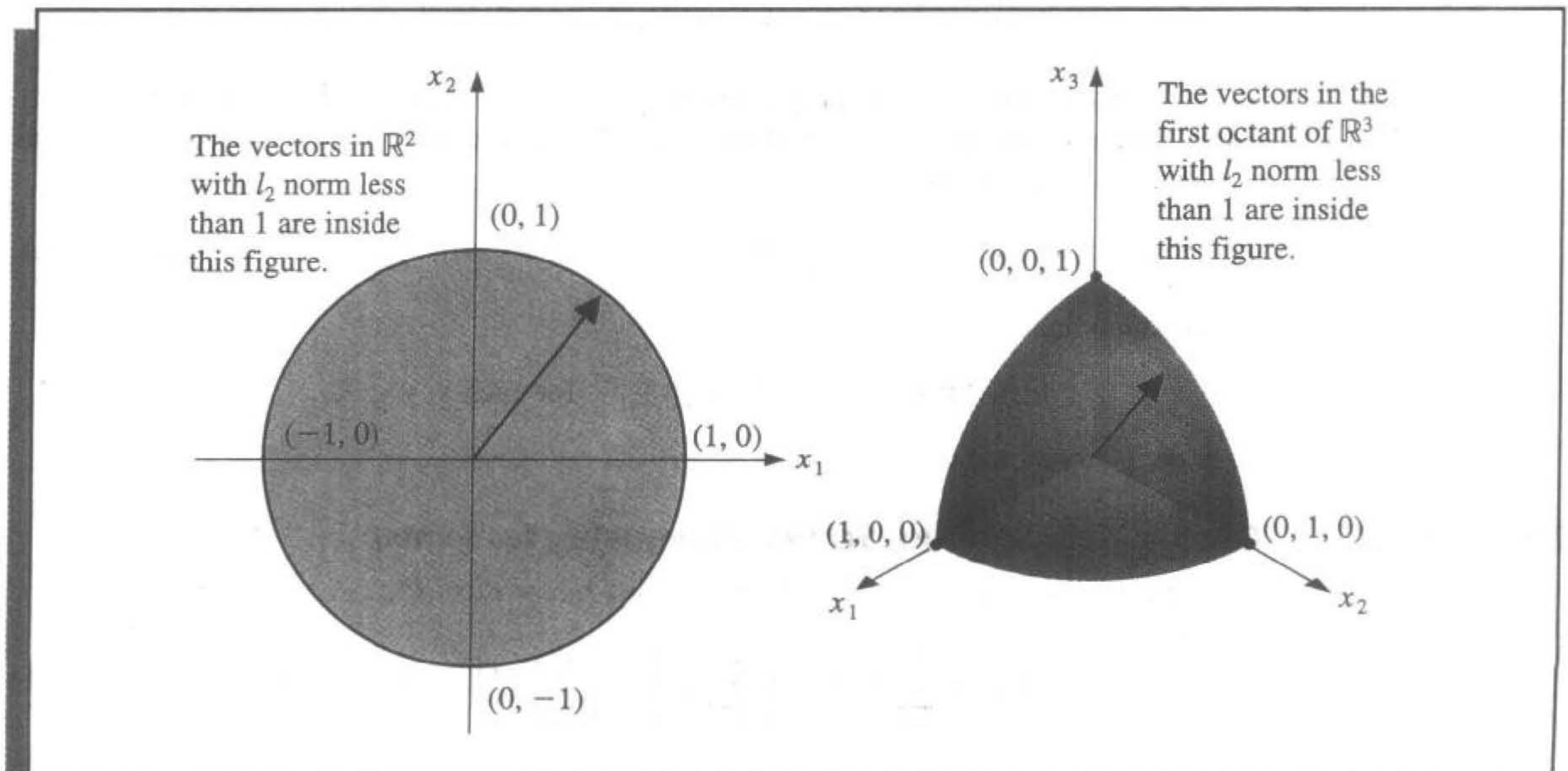
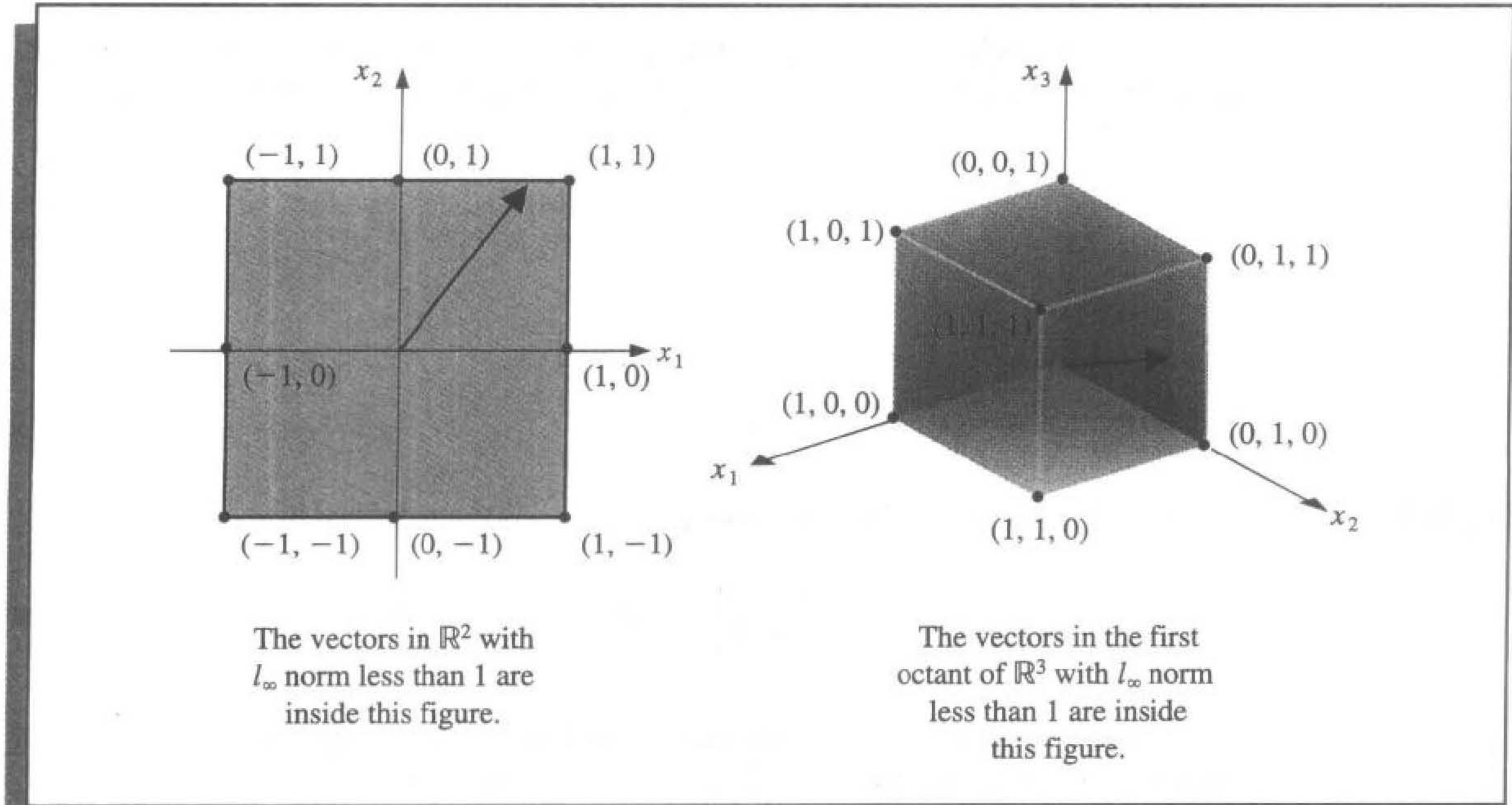


Figure 7.2



EXAMPLE 1 The vector $\mathbf{x} = (-1, 1, -2)^t$ in \mathbb{R}^3 has norms

$$\|\mathbf{x}\|_2 = \sqrt{(-1)^2 + (1)^2 + (-2)^2} = \sqrt{6}$$

and

$$\|\mathbf{x}\|_\infty = \max\{|-1|, |1|, |-2|\} = 2. \quad \blacksquare$$

It is easy to show that the properties in Definition 7.1 hold for the l_∞ norm since they follow from similar results for absolute values. For example, if $\mathbf{x} = (x_1, x_2, \dots, x_n)^t$ and $\mathbf{y} = (y_1, y_2, \dots, y_n)^t$, then

$$\|\mathbf{x} + \mathbf{y}\|_\infty = \max_{1 \leq i \leq n} |x_i + y_i| \leq \max_{1 \leq i \leq n} (|x_i| + |y_i|) \leq \max_{1 \leq i \leq n} |x_i| + \max_{1 \leq i \leq n} |y_i| = \|\mathbf{x}\|_\infty + \|\mathbf{y}\|_\infty.$$

To show that

$$\|\mathbf{x} + \mathbf{y}\|_2 \leq \|\mathbf{x}\|_2 + \|\mathbf{y}\|_2, \quad \text{for each } \mathbf{x}, \mathbf{y} \in \mathbb{R}^n,$$

we need a famous inequality.

Theorem 7.3 (Cauchy-Buniakowsky-Schwarz Inequality for Sums)

For each $\mathbf{x} = (x_1, x_2, \dots, x_n)^t$ and $\mathbf{y} = (y_1, y_2, \dots, y_n)^t$ in \mathbb{R}^n ,

$$\mathbf{x}^t \mathbf{y} = \sum_{i=1}^n x_i y_i \leq \left\{ \sum_{i=1}^n x_i^2 \right\}^{1/2} \left\{ \sum_{i=1}^n y_i^2 \right\}^{1/2} = \|\mathbf{x}\| \cdot \|\mathbf{y}\|. \quad (7.1)$$

■

Proof If $\mathbf{y} = \mathbf{0}$ or $\mathbf{x} = \mathbf{0}$, the result is immediate since both sides of the inequality are zero.

Suppose $\mathbf{y} \neq \mathbf{0}$ and $\mathbf{x} \neq \mathbf{0}$. For each $\lambda \in \mathbb{R}$,

$$0 \leq \|\mathbf{x} - \lambda\mathbf{y}\|_2^2 = \sum_{i=1}^n (x_i - \lambda y_i)^2 = \sum_{i=1}^n x_i^2 - 2\lambda \sum_{i=1}^n x_i y_i + \lambda^2 \sum_{i=1}^n y_i^2,$$

and

$$2\lambda \sum_{i=1}^n x_i y_i \leq \sum_{i=1}^n x_i^2 + \lambda^2 \sum_{i=1}^n y_i^2 = \|\mathbf{x}\|_2^2 + \lambda^2 \|\mathbf{y}\|_2^2.$$

Since $\|\mathbf{x}\|_2 > 0$ and $\|\mathbf{y}\|_2 > 0$, we can let $\lambda = \|\mathbf{x}\|_2 / \|\mathbf{y}\|_2$ to give

$$\left(2 \frac{\|\mathbf{x}\|_2}{\|\mathbf{y}\|_2}\right) \left(\sum_{i=1}^n x_i y_i\right) \leq \|\mathbf{x}\|_2^2 + \frac{\|\mathbf{x}\|_2^2}{\|\mathbf{y}\|_2^2} \|\mathbf{y}\|_2^2 = 2\|\mathbf{x}\|_2^2,$$

so

$$2 \sum_{i=1}^n x_i y_i \leq 2\|\mathbf{x}\|_2^2 \frac{\|\mathbf{y}\|_2}{\|\mathbf{x}\|_2} = 2\|\mathbf{x}\|_2 \|\mathbf{y}\|_2.$$

Thus,

$$\mathbf{x}^t \mathbf{y} = \sum_{i=1}^n x_i y_i \leq \|\mathbf{x}\|_2 \|\mathbf{y}\|_2 = \left\{ \sum_{i=1}^n x_i^2 \right\}^{1/2} \left\{ \sum_{i=1}^n y_i^2 \right\}^{1/2}. \quad \dots$$

With this result we see that for each $\mathbf{x}, \mathbf{y} \in \mathbb{R}^n$,

$$\|\mathbf{x} + \mathbf{y}\|_2^2 = \sum_{i=1}^n (x_i + y_i)^2 = \sum_{i=1}^n x_i^2 + 2 \sum_{i=1}^n x_i y_i + \sum_{i=1}^n y_i^2 \leq \|\mathbf{x}\|_2^2 + 2\|\mathbf{x}\|_2 \|\mathbf{y}\|_2 + \|\mathbf{y}\|_2^2,$$

which gives the final norm property

$$\|\mathbf{x} + \mathbf{y}\|_2 \leq (\|\mathbf{x}\|_2^2 + 2\|\mathbf{x}\|_2 \|\mathbf{y}\|_2 + \|\mathbf{y}\|_2^2)^{1/2} = \|\mathbf{x}\|_2 + \|\mathbf{y}\|_2.$$

Since the norm of a vector gives a measure for the distance between an arbitrary vector and the zero vector, the **distance between two vectors** is defined as the norm of the difference of the vectors.

Definition 7.4

If $\mathbf{x} = (x_1, x_2, \dots, x_n)^t$ and $\mathbf{y} = (y_1, y_2, \dots, y_n)^t$ are vectors in \mathbb{R}^n , the l_2 and l_∞ distances between \mathbf{x} and \mathbf{y} are defined by

$$\|\mathbf{x} - \mathbf{y}\|_2 = \left\{ \sum_{i=1}^n (x_i - y_i)^2 \right\}^{1/2} \quad \text{and} \quad \|\mathbf{x} - \mathbf{y}\|_\infty = \max_{1 \leq i \leq n} |x_i - y_i|. \quad \blacksquare$$

EXAMPLE 2 The linear system

$$\begin{aligned} 3.3330x_1 + 15920x_2 - 10.333x_3 &= 15913, \\ 2.2220x_1 + 16.710x_2 + 9.6120x_3 &= 28.544, \\ 1.5611x_1 + 5.1791x_2 + 1.6852x_3 &= 8.4254 \end{aligned}$$

has solution $(x_1, x_2, x_3)^t = (1, 1, 1)^t$. If Gaussian elimination is performed in five-digit rounding arithmetic using maximal column pivoting (Algorithm 6.2), the solution obtained is

$$\tilde{\mathbf{x}} = (\tilde{x}_1, \tilde{x}_2, \tilde{x}_3)^t = (1.2001, 0.99991, 0.92538)^t.$$

Measurements of $\mathbf{x} - \tilde{\mathbf{x}}$ are given by

$$\begin{aligned} \|\mathbf{x} - \tilde{\mathbf{x}}\|_\infty &= \max\{|1 - 1.2001|, |1 - 0.99991|, |1 - 0.92538|\} \\ &= \max\{0.2001, 0.00009, 0.07462\} = 0.2001 \end{aligned}$$

and

$$\begin{aligned} \|\mathbf{x} - \tilde{\mathbf{x}}\|_2 &= [(1 - 1.2001)^2 + (1 - 0.99991)^2 + (1 - 0.92538)^2]^{1/2} \\ &= [(0.2001)^2 + (0.00009)^2 + (0.07462)^2]^{1/2} = 0.21356. \end{aligned}$$

Although the components \tilde{x}_2 and \tilde{x}_3 are good approximations to x_2 and x_3 , the component \tilde{x}_1 is a poor approximation to x_1 , and $|x_1 - \tilde{x}_1|$ dominates the norms. ■

The concept of distance in \mathbb{R}^n is also used to define a limit of a sequence of vectors in this space.

Definition 7.5 A sequence $\{\mathbf{x}^{(k)}\}_{k=1}^\infty$ of vectors in \mathbb{R}^n is said to **converge** to \mathbf{x} with respect to the norm $\|\cdot\|$ if, given any $\varepsilon > 0$, there exists an integer $N(\varepsilon)$ such that

$$\|\mathbf{x}^{(k)} - \mathbf{x}\| < \varepsilon, \quad \text{for all } k \geq N(\varepsilon). \quad \blacksquare$$

Theorem 7.6 The sequence of vectors $\{\mathbf{x}^{(k)}\}$ converges to \mathbf{x} in \mathbb{R}^n with respect to $\|\cdot\|_\infty$ if and only if $\lim_{k \rightarrow \infty} x_i^{(k)} = x_i$, for each $i = 1, 2, \dots, n$. ■

Proof Suppose $\{\mathbf{x}^{(k)}\}$ converges to \mathbf{x} with respect to $\|\cdot\|_\infty$. Given any $\varepsilon > 0$, there exists an integer $N(\varepsilon)$ such that for all $k \geq N(\varepsilon)$,

$$\max_{i=1,2,\dots,n} |x_i^{(k)} - x_i| = \|\mathbf{x}^{(k)} - \mathbf{x}\|_\infty < \varepsilon.$$

This result implies that $|x_i^{(k)} - x_i| < \varepsilon$, for each $i = 1, 2, \dots, n$, so $\lim_{k \rightarrow \infty} x_i^{(k)} = x_i$ for each i .

Conversely, suppose that $\lim_{k \rightarrow \infty} x_i^{(k)} = x_i$, for every $i = 1, 2, \dots, n$. For a given $\varepsilon > 0$, let $N_i(\varepsilon)$ for each i represent an integer with the property that

$$|x_i^{(k)} - x_i| < \varepsilon,$$

whenever $k \geq N_i(\varepsilon)$.

Define $N(\varepsilon) = \max_{i=1,2,\dots,n} N_i(\varepsilon)$. If $k \geq N(\varepsilon)$, then

$$\max_{i=1,2,\dots,n} |x_i^{(k)} - x_i| = \|\mathbf{x}^{(k)} - \mathbf{x}\|_\infty < \varepsilon.$$

This implies that $\{\mathbf{x}^{(k)}\}$ converges to \mathbf{x} with respect to $\|\cdot\|_\infty$. ■ ■ ■

EXAMPLE 3 Let $\mathbf{x}^{(k)} \in \mathbb{R}^4$ be defined by

$$\mathbf{x}^{(k)} = (x_1^{(k)}, x_2^{(k)}, x_3^{(k)}, x_4^{(k)})^t = \left(1, 2 + \frac{1}{k}, \frac{3}{k^2}, e^{-k} \sin k\right)^t.$$

Since $\lim_{k \rightarrow \infty} 1 = 1$, $\lim_{k \rightarrow \infty} (2 + 1/k) = 2$, $\lim_{k \rightarrow \infty} 3/k^2 = 0$, and $\lim_{k \rightarrow \infty} e^{-k} \sin k = 0$, Theorem 7.6 implies that the sequence $\{\mathbf{x}^{(k)}\}$ converges to $(1, 2, 0, 0)^t$ with respect to $\|\cdot\|_\infty$. ■

To show directly that the sequence in Example 3 converges to $(1, 2, 0, 0)^t$ with respect to the l_2 norm is quite complicated. It is easier to prove the next result and apply it to this special case.

Theorem 7.7 For each $\mathbf{x} \in \mathbb{R}^n$,

$$\|\mathbf{x}\|_\infty \leq \|\mathbf{x}\|_2 \leq \sqrt{n} \|\mathbf{x}\|_\infty. \quad \blacksquare$$

Proof Let x_j be a coordinate of \mathbf{x} such that $\|\mathbf{x}\|_\infty = \max_{1 \leq i \leq n} |x_i| = |x_j|$. Then

$$\|\mathbf{x}\|_\infty^2 = |x_j|^2 = x_j^2 \leq \sum_{i=1}^n x_i^2 = \|\mathbf{x}\|_2^2,$$

so

$$\|\mathbf{x}\|_\infty \leq \|\mathbf{x}\|_2,$$

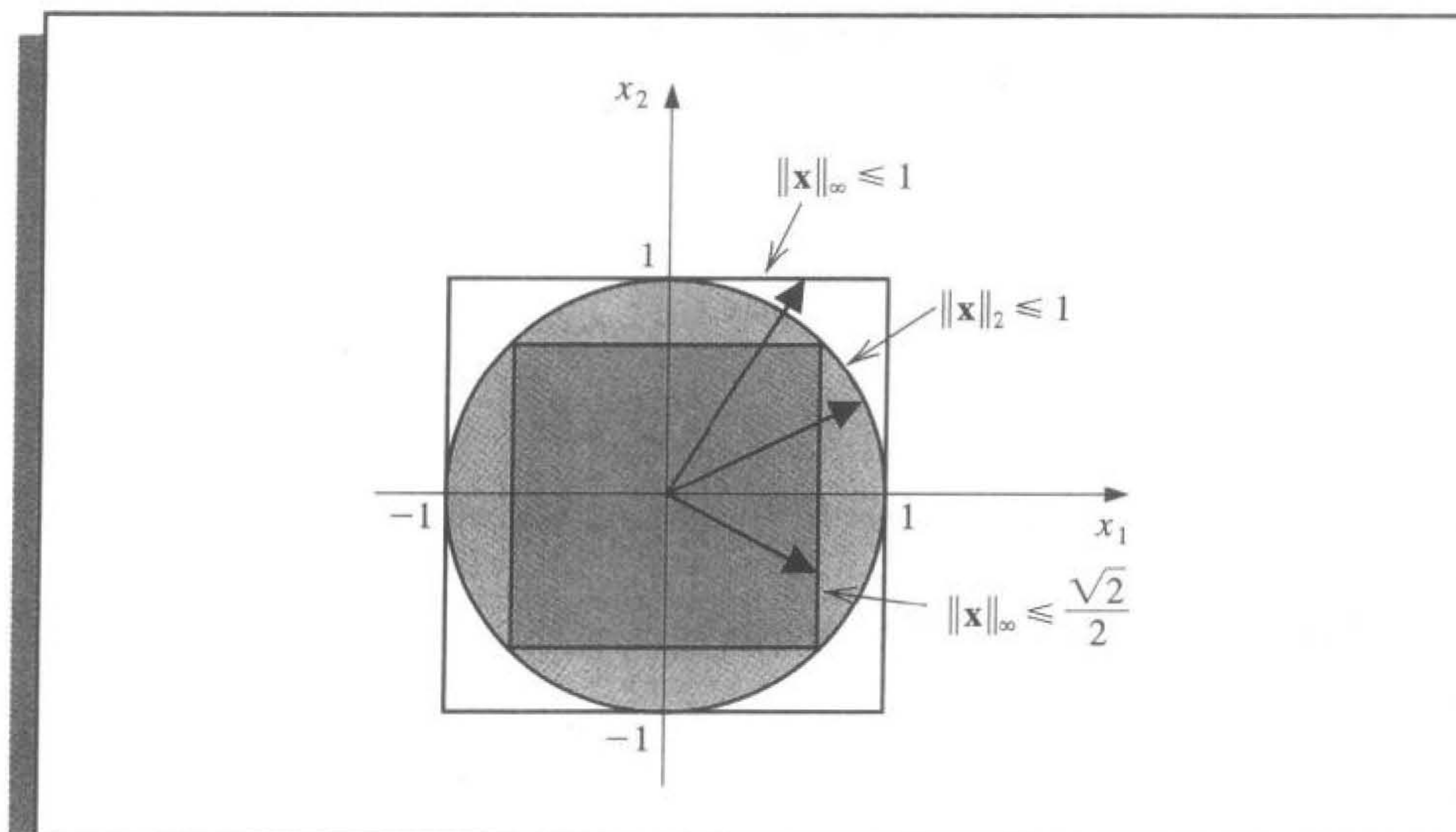
and

$$\|\mathbf{x}\|_2^2 = \sum_{i=1}^n x_i^2 \leq \sum_{i=1}^n x_j^2 = n x_j^2 = n \|\mathbf{x}\|_\infty^2,$$

so $\|\mathbf{x}\|_2 \leq \sqrt{n} \|\mathbf{x}\|_\infty$. ■ ■ ■

Figure 7.3 illustrates this result when $n = 2$.

Figure 73



EXAMPLE 4 In Example 3, we found that the sequence $\{\mathbf{x}^{(k)}\}$, defined by

$$\mathbf{x}^{(k)} = \left(1, 2 + \frac{1}{k}, \frac{3}{k^2}, e^{-k} \sin k \right)^t,$$

converges to $\mathbf{x} = (1, 2, 0, 0)^t$ with respect to $\|\cdot\|_\infty$. Given any $\varepsilon > 0$, there exists an integer $N(\varepsilon/2)$ with the property that

$$\|\mathbf{x}^{(k)} - \mathbf{x}\|_\infty < \frac{\varepsilon}{2},$$

whenever $k \geq N(\varepsilon/2)$. By Theorem 7.7, this implies that

$$\|\mathbf{x}^{(k)} - \mathbf{x}\|_2 < \sqrt{4}\|\mathbf{x}^{(k)} - \mathbf{x}\|_\infty < 2(\varepsilon/2) = \varepsilon,$$

when $k \geq N(\varepsilon/2)$. So $\{\mathbf{x}^{(k)}\}$ also converges to \mathbf{x} with respect to $\|\cdot\|_2$. ■

It can be shown that all norms on \mathbb{R}^n are equivalent with respect to convergence; that is, if $\|\cdot\|$ and $\|\cdot\|'$ are any two norms on \mathbb{R}^n and $\{\mathbf{x}^{(k)}\}_{k=1}^\infty$ has the limit \mathbf{x} with respect to $\|\cdot\|$, then $\{\mathbf{x}^{(k)}\}_{k=1}^\infty$ also has the limit \mathbf{x} with respect to $\|\cdot\|'$. The proof of this fact for the general case can be found in [Or2, p. 8]. The case for the norms $\|\cdot\|_2$ and $\|\cdot\|_\infty$ follows from Theorem 7.7.

In the subsequent sections of this and later chapters, we will need methods for determining the distance between $n \times n$ matrices. This again requires the use of a norm.

Definition 7.8

A **matrix norm** on the set of all $n \times n$ matrices is a real-valued function, $\|\cdot\|$, defined on this set, satisfying for all $n \times n$ matrices A and B and all real numbers α :

- (i) $\|A\| \geq 0$;
- (ii) $\|A\| = 0$, if and only if A is O , the matrix with all 0 entries;

- (iii) $\|\alpha A\| = |\alpha| \|A\|$;
- (iv) $\|A + B\| \leq \|A\| + \|B\|$;
- (v) $\|AB\| \leq \|A\| \|B\|$. ■

The **distance between $n \times n$ matrices A and B** with respect to this matrix norm is $\|A - B\|$.

Although matrix norms can be obtained in various ways, the only norms we consider are those that are natural consequences of the vector norms l_2 and l_∞ .

The following theorem is not difficult to show, and its proof is left as Exercise 13.

Theorem 7.9 If $\|\cdot\|$ is a vector norm on \mathbb{R}^n , then

$$\|A\| = \max_{\|x\|=1} \|Ax\|$$

is a matrix norm. ■

This is called the **natural, or induced, matrix norm** associated with the vector norm. In this text, all matrix norms will be assumed to be natural matrix norms unless specified otherwise.

For any $z \neq 0$, we have $x = z/\|z\|$ as a unit vector. Hence,

$$\max_{\|x\|=1} \|Ax\| = \max_{z \neq 0} \left\| A \left(\frac{z}{\|z\|} \right) \right\| = \max_{z \neq 0} \frac{\|Az\|}{\|z\|},$$

and we can alternatively write

$$\|A\| = \max_{z \neq 0} \frac{\|Az\|}{\|z\|}. \quad (7.2)$$

The following corollary to Theorem 7.9 follows from this representation of $\|A\|$.

Corollary 7.10 For any vector $z \neq 0$, matrix A , and any natural norm $\|\cdot\|$, we have

$$\|Az\| \leq \|A\| \cdot \|z\|. \quad \blacksquare$$

The measure given to a matrix under a natural norm describes how the matrix stretches unit vectors relative to that norm. The maximum stretch is the norm of the matrix. The matrix norms we will consider have the forms

$$\|A\|_\infty = \max_{\|x\|_\infty=1} \|Ax\|_\infty, \quad \text{the } l_\infty \text{ norm,}$$

and

$$\|A\|_2 = \max_{\|x\|_2=1} \|Ax\|_2, \quad \text{the } l_2 \text{ norm.}$$

Figure 7.4

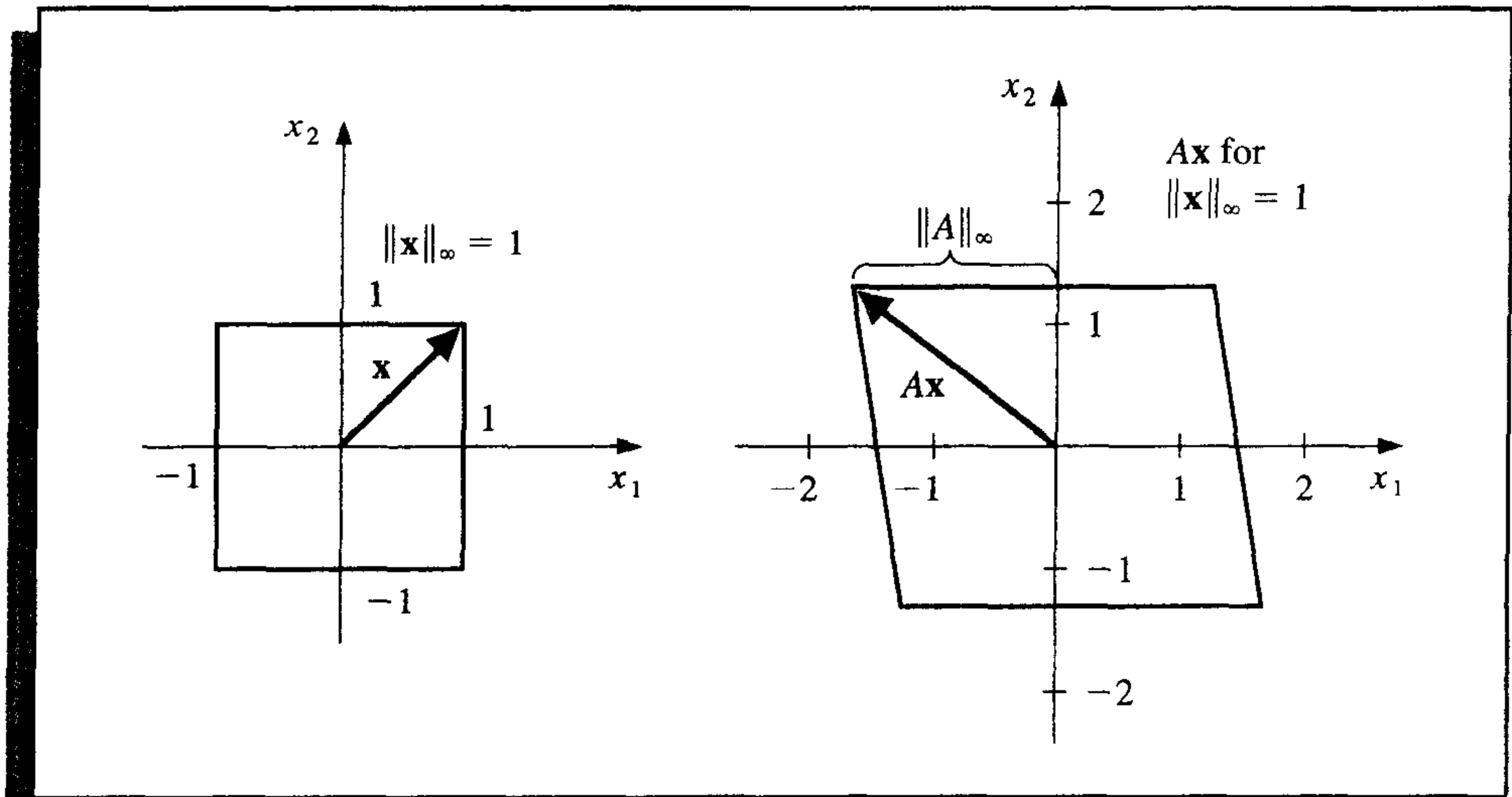
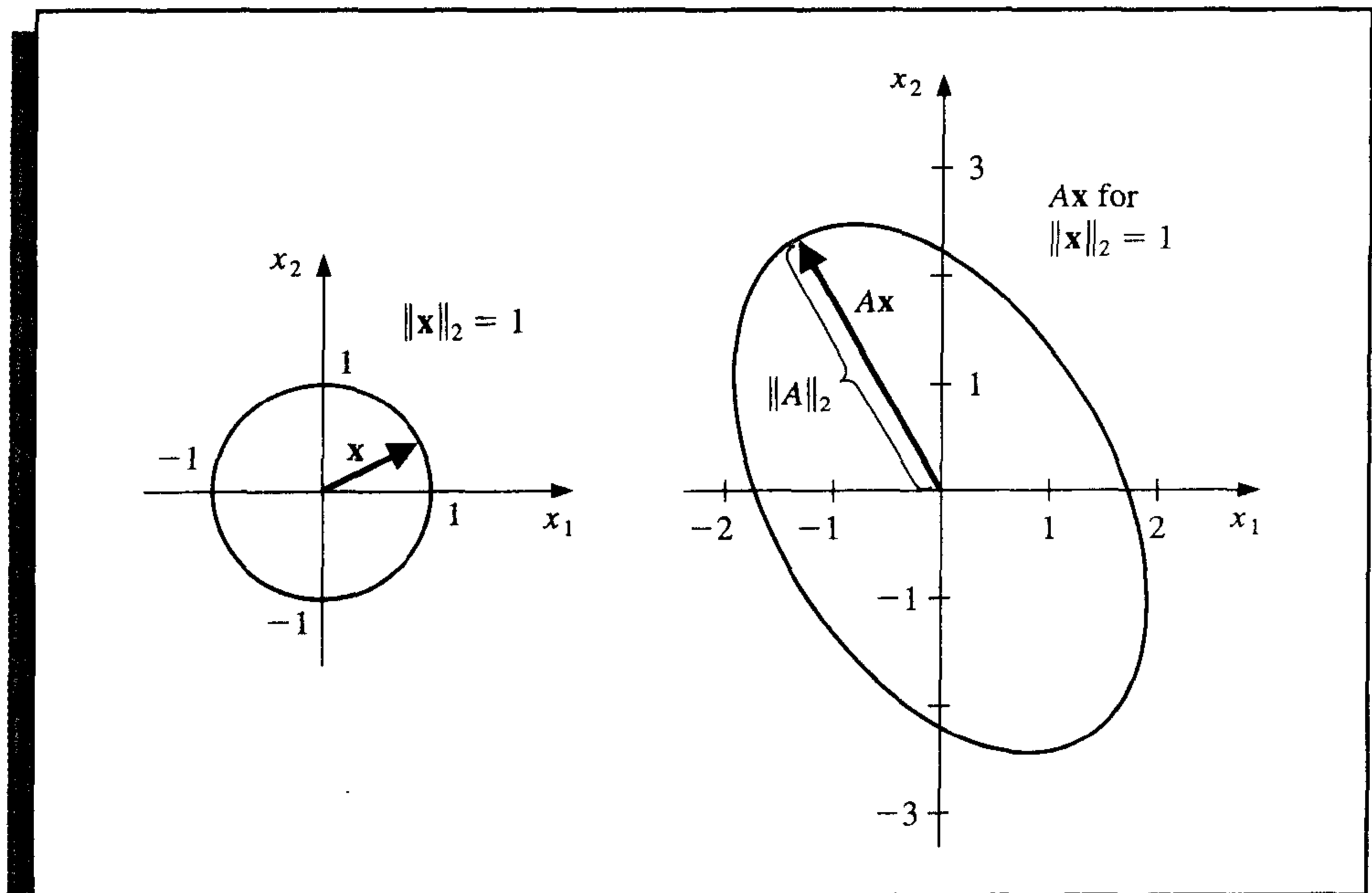


Figure 7.5



An illustration of these norms when $n = 2$ is shown in Figures 7.4 and 7.5. The l_∞ norm of a matrix can be easily computed from the entries of the matrix.

Theorem 7.11 If $A = (a_{ij})$ is an $n \times n$ matrix, then

$$\|A\|_\infty = \max_{1 \leq i \leq n} \sum_{j=1}^n |a_{ij}|. \quad \blacksquare$$

Proof First we show that $\|A\|_\infty \leq \max_{1 \leq i \leq n} \sum_{j=1}^n |a_{ij}|$. Let \mathbf{x} be an n -dimensional vector with $1 = \|\mathbf{x}\|_\infty = \max_{1 \leq i \leq n} |x_i|$. Since $A\mathbf{x}$ is also an n -dimensional vector,

$$\|A\mathbf{x}\|_\infty = \max_{1 \leq i \leq n} |(A\mathbf{x})_i| = \max_{1 \leq i \leq n} \left| \sum_{j=1}^n a_{ij} x_j \right| \leq \max_{1 \leq i \leq n} \sum_{j=1}^n |a_{ij}| \max_{1 \leq j \leq n} |x_j|.$$

But $\max_{1 \leq j \leq n} |x_j| = \|\mathbf{x}\|_\infty = 1$, so

$$\|A\mathbf{x}\|_\infty \leq \max_{1 \leq i \leq n} \sum_{j=1}^n |a_{ij}|.$$

Consequently,

$$\|A\|_\infty = \max_{\|\mathbf{x}\|_\infty=1} \|A\mathbf{x}\|_\infty \leq \max_{1 \leq i \leq n} \sum_{j=1}^n |a_{ij}|. \quad (7.3)$$

Now we will show the opposite inequality, that $\|A\|_\infty \geq \max_{1 \leq i \leq n} \sum_{j=1}^n |a_{ij}|$. Let p be an integer with

$$\sum_{j=1}^n |a_{pj}| = \max_{1 \leq i \leq n} \sum_{j=1}^n |a_{ij}|,$$

and \mathbf{x} be the vector with components

$$x_j = \begin{cases} 1, & \text{if } a_{pj} \geq 0, \\ -1, & \text{if } a_{pj} < 0. \end{cases}$$

Then $\|\mathbf{x}\|_\infty = 1$ and $a_{pj}x_j = |a_{pj}|$, for all $j = 1, 2, \dots, n$, so

$$\|A\mathbf{x}\|_\infty = \max_{1 \leq i \leq n} \left| \sum_{j=1}^n a_{ij} x_j \right| \geq \left| \sum_{j=1}^n a_{pj} x_j \right| = \left| \sum_{j=1}^n |a_{pj}| \right| = \max_{1 \leq i \leq n} \sum_{j=1}^n |a_{ij}|.$$

This result implies that

$$\|A\|_\infty = \max_{\|\mathbf{x}\|_\infty=1} \|A\mathbf{x}\|_\infty \geq \max_{1 \leq i \leq n} \sum_{j=1}^n |a_{ij}|,$$

which, together with Inequality (7.3), gives

$$\|A\|_\infty = \max_{1 \leq i \leq n} \sum_{j=1}^n |a_{ij}|. \quad \dots$$

EXAMPLE 5 If

$$A = \begin{bmatrix} 1 & 2 & -1 \\ 0 & 3 & -1 \\ 5 & -1 & 1 \end{bmatrix},$$

then

$$\sum_{j=1}^3 |a_{1j}| = |1| + |2| + |-1| = 4,$$

$$\sum_{j=1}^3 |a_{2j}| = |0| + |3| + |-1| = 4,$$

and

$$\sum_{j=1}^3 |a_{3j}| = |5| + |-1| + |1| = 7;$$

so

$$\|A\|_{\infty} = \max\{4, 4, 7\} = 7. \quad \blacksquare$$

In the next section, we will discover an alternative method for finding the l_2 norm of a matrix.

EXERCISE SET 7.1

- Find $\|\mathbf{x}\|_{\infty}$ and $\|\mathbf{x}\|_2$ for the following vectors.
 - $\mathbf{x} = (3, -4, 0, \frac{3}{2})^t$
 - $\mathbf{x} = (2, 1, -3, 4)^t$
 - $\mathbf{x} = (\sin k, \cos k, 2^k)^t$ for a fixed positive integer k
 - $\mathbf{x} = (4/(k+1), 2/k^2, k^2 e^{-k})^t$ for a fixed positive integer k
- Verify that the function $\|\cdot\|_1$, defined on \mathbb{R}^n by

$$\|\mathbf{x}\|_1 = \sum_{i=1}^n |x_i|,$$

is a norm on \mathbb{R}^n .

- Find $\|\mathbf{x}\|_1$ for the vectors given in Exercise 1.
 - Prove that for all $\mathbf{x} \in \mathbb{R}^n$, $\|\mathbf{x}\|_1 \geq \|\mathbf{x}\|_2$.
- Prove that the following sequences are convergent, and find their limits.
 - $\mathbf{x}^{(k)} = (1/k, e^{1-k}, -2/k^2)^t$
 - $\mathbf{x}^{(k)} = (e^{-k} \cos k, k \sin(1/k), 3 + k^{-2})^t$
 - $\mathbf{x}^{(k)} = (ke^{-k^2}, (\cos k)/k, \sqrt{k^2 + k} - k)^t$
 - $\mathbf{x}^{(k)} = (e^{1/k}, (k^2 + 1)/(1 - k^2), (1/k^2)(1 + 3 + 5 + \cdots + (2k - 1)))^t$
 - Find $\|\cdot\|_{\infty}$ for the following matrices.

$$\text{a. } \begin{bmatrix} 10 & 15 \\ 0 & 1 \end{bmatrix}$$

$$\text{b. } \begin{bmatrix} 10 & 0 \\ 15 & 1 \end{bmatrix}$$

$$\text{c. } \begin{bmatrix} 2 & -1 & 0 \\ -1 & 2 & -1 \\ 0 & -1 & 2 \end{bmatrix}$$

$$\text{d. } \begin{bmatrix} 4 & -1 & 7 \\ -1 & 4 & 0 \\ -7 & 0 & 4 \end{bmatrix}$$

5. The following linear systems $A\mathbf{x} = \mathbf{b}$ have \mathbf{x} as the actual solution and $\tilde{\mathbf{x}}$ as an approximate solution. Compute $\|\mathbf{x} - \tilde{\mathbf{x}}\|_\infty$ and $\|A\tilde{\mathbf{x}} - \mathbf{b}\|_\infty$.

$$\text{a. } \frac{1}{2}x_1 + \frac{1}{3}x_2 = \frac{1}{63},$$

$$\frac{1}{3}x_1 + \frac{1}{4}x_2 = \frac{1}{168},$$

$$\mathbf{x} = \left(\frac{1}{7}, -\frac{1}{6}\right)^t,$$

$$\tilde{\mathbf{x}} = (0.142, -0.166)^t.$$

$$\text{b. } x_1 + 2x_2 + 3x_3 = 1,$$

$$2x_1 + 3x_2 + 4x_3 = -1,$$

$$3x_1 + 4x_2 + 6x_3 = 2,$$

$$\mathbf{x} = (0, -7, 5)^t,$$

$$\tilde{\mathbf{x}} = (-0.33, -7.9, 5.8)^t.$$

$$\text{c. } x_1 + 2x_2 + 3x_3 = 1,$$

$$2x_1 + 3x_2 + 4x_3 = -1,$$

$$3x_1 + 4x_2 + 6x_3 = 2,$$

$$\mathbf{x} = (0, -7, 5)^t,$$

$$\tilde{\mathbf{x}} = (-0.2, -7.5, 5.4)^t.$$

$$\text{d. } 0.04x_1 + 0.01x_2 - 0.01x_3 = 0.06,$$

$$0.2x_1 + 0.5x_2 - 0.2x_3 = 0.3,$$

$$x_1 + 2x_2 + 4x_3 = 11,$$

$$\mathbf{x} = (1.827586, 0.6551724, 1.965517)^t,$$

$$\tilde{\mathbf{x}} = (1.8, 0.64, 1.9)^t.$$

6. The matrix norm $\|\cdot\|_1$, defined by $\|A\|_1 = \max_{\|\mathbf{x}\|_1=1} \|A\mathbf{x}\|_1$, can be computed using the formula

$$\|A\|_1 = \max_{1 \leq j \leq n} \sum_{i=1}^n |a_{ij}|,$$

where the vector norm $\|\cdot\|_1$ is defined in Exercise 2. Find $\|\cdot\|_1$ for the matrices in Exercise 4.

7. Show by example that $\|\cdot\|_\odot$, defined by $\|A\|_\odot = \max_{1 \leq i, j \leq n} |a_{ij}|$, does not define a matrix norm.

8. Show that $\|\cdot\|_\oplus$, defined by

$$\|A\|_\oplus = \sum_{i=1}^n \sum_{j=1}^n |a_{ij}|,$$

is a matrix norm. Find $\|\cdot\|_\oplus$ for the matrices in Exercise 4.

9. a. The Frobenius norm (which is not a natural norm) is defined for an $n \times n$ matrix A by

$$\|A\|_F = \left(\sum_{i=1}^n \sum_{j=1}^n |a_{ij}|^2 \right)^{1/2}.$$

Show that $\|\cdot\|_F$ is a matrix norm.

- b. Find $\|\cdot\|_F$ for the matrices in Exercise 4.
- c. For any matrix A , show that $\|A\|_2 \leq \|A\|_F \leq n^{1/2}\|A\|_2$.
10. In Exercise 9 the Frobenius norm of a matrix was defined. Show that for any $n \times n$ matrix A and vector \mathbf{x} in \mathbb{R}^n , $\|A\mathbf{x}\|_2 \leq \|A\|_F \|\mathbf{x}\|_2$.
11. Let S be a positive definite $n \times n$ matrix. For any \mathbf{x} in \mathbb{R}^n define $\|\mathbf{x}\| = (\mathbf{x}'S\mathbf{x})^{1/2}$. Show that this defines a norm on \mathbb{R}^n . [Hint: Use Choleski factorization of S to show that $\mathbf{x}'S\mathbf{y} = \mathbf{y}'S\mathbf{x} \leq (\mathbf{x}'S\mathbf{x})^{1/2}(\mathbf{y}'S\mathbf{y})^{1/2}$.]
12. Let S be a real and nonsingular matrix, and let $\|\cdot\|$ be any norm on \mathbb{R}^n . Define $\|\cdot\|'$ by $\|\mathbf{x}\|' = \|S\mathbf{x}\|$. Show that $\|\cdot\|'$ is also a norm on \mathbb{R}^n .
13. Prove that if $\|\cdot\|$ is a vector norm on \mathbb{R}^n , then $\|A\| = \max_{\|\mathbf{x}\|=1} \|A\mathbf{x}\|$ is a matrix norm.
14. The following excerpt from the *Mathematics Magazine* [Sz] gives an alternative way to prove the Cauchy-Buniakowsky-Schwarz Inequality.
- a. Show that when $\mathbf{x} \neq \mathbf{0}$ and $\mathbf{y} \neq \mathbf{0}$, we have

$$\frac{\sum_{i=1}^n x_i y_i}{(\sum_{i=1}^n x_i^2)^{1/2} (\sum_{i=1}^n y_i^2)^{1/2}} = 1 - \frac{1}{2} \sum_{i=1}^n \left(\frac{x_i}{(\sum_{j=1}^n x_j^2)^{1/2}} - \frac{y_i}{(\sum_{j=1}^n y_j^2)^{1/2}} \right)^2.$$

- b. Use the result in part (a) to show that

$$\sum_{i=1}^n x_i y_i \leq \left(\sum_{i=1}^n x_i^2 \right)^{1/2} \left(\sum_{i=1}^n y_i^2 \right)^{1/2}.$$

7.2 Eigenvalues and Eigenvectors

An $n \times m$ matrix can be considered as a function that uses matrix multiplication to take m -dimensional vectors into n -dimensional vectors. A square matrix A takes the set of n -dimensional vectors into itself. In this case, certain nonzero vectors \mathbf{x} are parallel to $A\mathbf{x}$, which means that a constant λ exists with $A\mathbf{x} = \lambda\mathbf{x}$. For these vectors, we have $(A - \lambda I)\mathbf{x} = \mathbf{0}$. There is a close connection between these numbers λ and the likelihood that an iterative method will converge. We will consider this connection in this section.

Definition 7.12 If A is a square matrix, the **characteristic polynomial** of A is defined by

$$p(\lambda) = \det(A - \lambda I). \quad \blacksquare$$

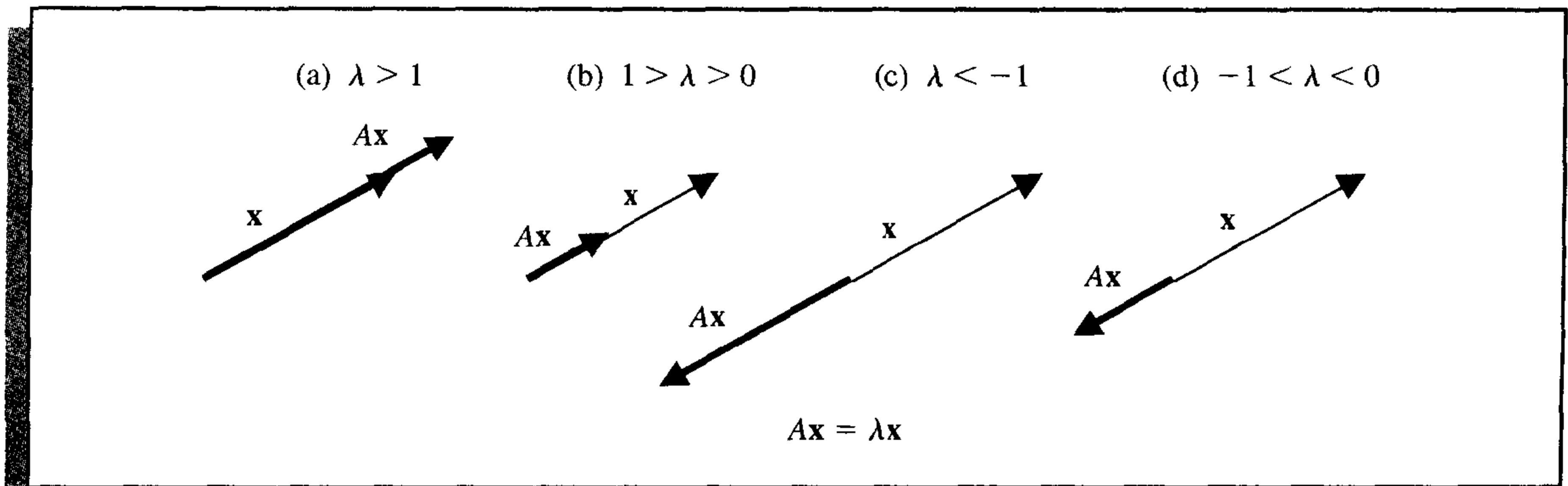
It is not difficult to show (see Exercise 7) that p is an n th-degree polynomial and, consequently, has at most n distinct zeros, some of which may be complex. If λ is a zero of p , then, since $\det(A - \lambda I) = 0$, Theorem 6.16 in Section 6.4 implies that the linear system defined by $(A - \lambda I)\mathbf{x} = \mathbf{0}$ has a solution with $\mathbf{x} \neq \mathbf{0}$. We wish to study the zeros of p and the nonzero solutions corresponding to these systems.

Definition 7.13 If p is the characteristic polynomial of the matrix A , the zeros of p are **eigenvalues**, or characteristic values, of the matrix A . If λ is a eigenvalue of A and $\mathbf{x} \neq \mathbf{0}$ satisfies

$(A - \lambda I)\mathbf{x} = \mathbf{0}$, then \mathbf{x} is an **eigenvector**, or characteristic vector, of A corresponding to the eigenvalue λ . ■

If \mathbf{x} is an eigenvector associated with the eigenvalue λ , then $A\mathbf{x} = \lambda\mathbf{x}$, so the matrix A takes the vector \mathbf{x} into a scalar multiple of itself. If λ is real and $\lambda > 1$, then A has the effect of stretching \mathbf{x} by a factor of λ , as illustrated in Figure 7.6(a). If $0 < \lambda < 1$, then A shrinks \mathbf{x} by a factor of λ (see Figure 7.6(b)). When $\lambda < 0$, the effects are similar (see Figure 7.6(c) and (d)), although the direction of $A\mathbf{x}$ is reversed.

Figure 7.6



EXAMPLE 1 Let

$$A = \begin{bmatrix} 1 & 0 & 2 \\ 0 & 1 & -1 \\ -1 & 1 & 1 \end{bmatrix}.$$

To compute the eigenvalues of A , consider

$$p(\lambda) = \det(A - \lambda I) = \det \begin{bmatrix} 1 - \lambda & 0 & 2 \\ 0 & 1 - \lambda & -1 \\ -1 & 1 & 1 - \lambda \end{bmatrix} = (1 - \lambda)(\lambda^2 - 2\lambda + 4).$$

The eigenvalues of A are the solutions of $p(\lambda) = 0$, which are $\lambda_1 = 1$, $\lambda_2 = 1 + \sqrt{3}i$, and $\lambda_3 = 1 - \sqrt{3}i$.

An eigenvector \mathbf{x} of A associated with λ_1 is a solution of the system $(A - \lambda_1 I)\mathbf{x} = \mathbf{0}$:

$$\begin{bmatrix} 0 & 0 & 2 \\ 0 & 0 & -1 \\ -1 & 1 & 0 \end{bmatrix} \begin{bmatrix} x_1 \\ x_2 \\ x_3 \end{bmatrix} = \begin{bmatrix} 0 \\ 0 \\ 0 \end{bmatrix}.$$

Thus,

$$2x_3 = 0, \quad -x_3 = 0, \quad \text{and} \quad -x_1 + x_2 = 0,$$

which implies that

$$x_3 = 0, \quad x_2 = x_1, \quad \text{and} \quad x_1 \text{ is arbitrary.}$$

The choice $x_1 = 1$ produces the eigenvector $(1, 1, 0)^t$ corresponding to the eigenvalue $\lambda_1 = 1$. For this choice, we have $\|(1, 1, 0)^t\|_\infty = 1$.

The choice $x_1 = \sqrt{2}/2$ produces an eigenvector corresponding to λ with

$$\left\| \left(\frac{\sqrt{2}}{2}, \frac{\sqrt{2}}{2}, 0 \right)^t \right\|_2 = 1.$$

Since λ_2 and λ_3 are complex numbers, their corresponding eigenvectors are also complex. To find an eigenvector for λ_2 , we solve the system

$$\begin{bmatrix} 1 - (1 + \sqrt{3}i) & 0 & 2 \\ 0 & 1 - (1 + \sqrt{3}i) & -1 \\ -1 & 1 & 1 - (1 + \sqrt{3}i) \end{bmatrix} \begin{bmatrix} x_1 \\ x_2 \\ x_3 \end{bmatrix} = \begin{bmatrix} 0 \\ 0 \\ 0 \end{bmatrix}.$$

One solution to this system is the vector

$$\left(-\frac{2\sqrt{3}}{3}i, \frac{\sqrt{3}}{3}i, 1 \right)^t.$$

Similarly, the vector

$$\left(\frac{2\sqrt{3}}{3}i, -\frac{\sqrt{3}}{3}i, 1 \right)^t$$

is an eigenvector corresponding to the eigenvalue $\lambda_3 = 1 - \sqrt{3}i$. ■

Maple provides the function `Eigenvals` to compute eigenvalues and, optionally, eigenvectors of a matrix. For the example we enter the following:

```
>with(linalg);
>A:=matrix(3,3,[1,0,2,0,1,-1,-1,1,1]);
>evalf(Eigenvals(A));
```

```
[1.000000000 + 1.732050807I, 1.000000000 - 1.732050807I, 1.000000000]
```

This computes the eigenvalues

$$\lambda_2 = 1 + \sqrt{3}i, \quad \lambda_3 = 1 - \sqrt{3}i, \quad \lambda_1 = 1.$$

To compute both the eigenvalues and eigenvectors, use

```
>evalf(Eigenvals(A,B));
```

The eigenvalues are computed and displayed as before, and the eigenvectors are indicated in the columns of B . If the eigenvalues are all real, each column of B gives an eigenvector. However, for our example we display B using

```
>evalm(B);
```

$$B = \begin{bmatrix} 1.154700538 & .6324555321 \cdot 10^{-10} & .7453559925 \\ -.5773502680 & .1264911064 \cdot 10^{-9} & .7453559926 \\ -.2581988896 \cdot 10^{-19} & 1.000000000 & -.72572776 \cdot 10^{-11} \end{bmatrix}$$

The first two columns correspond to the real and imaginary parts of the eigenvectors corresponding to eigenvalues λ_2 and λ_3 . Thus, an eigenvector for λ_2 is

$$\begin{bmatrix} 1.154700538 \\ -.5773502680 \\ -.2581988896 \cdot 10^{-19} \end{bmatrix} + \begin{bmatrix} .6324555321 \cdot 10^{-10} \\ .1264911064 \cdot 10^{-9} \\ 1.000000000 \end{bmatrix} i \approx \begin{bmatrix} 1.154700538 \\ -.5773502680 \\ 0 \end{bmatrix} + \begin{bmatrix} 0 \\ 0 \\ 1 \end{bmatrix} i;$$

that is,

$$(1.154700538, -0.5773502680, i)^t = \left(\frac{2\sqrt{3}}{3}, -\frac{\sqrt{3}}{3}, i \right)^t.$$

Since any multiple of an eigenvector is also an eigenvector, we have

$$(1, -0.5, 0.8660254i)$$

as an eigenvector. Multiplying each coordinate by $-(2\sqrt{3}/3)i$ gives the eigenvector in Example 1:

$$\left(-\frac{2\sqrt{3}}{3}i, \frac{\sqrt{3}}{3}i, 1 \right)^t.$$

Since λ_1 is real, the third column of B is an eigenvector corresponding to λ_1 .

The notions of eigenvalues and eigenvectors are introduced here for a specific computational convenience, but these concepts arise frequently in the study of physical systems. In fact, they are of sufficient interest that Chapter 9 is devoted to their numerical approximation.

Definition 7.14 The spectral radius $\rho(A)$ of a matrix A is defined by

$$\rho(A) = \max |\lambda|, \quad \text{where } \lambda \text{ is an eigenvalue of } A.$$

(Recall that for complex $\lambda = \alpha + \beta i$, we have $|\lambda| = (\alpha^2 + \beta^2)^{1/2}$.) ■

For the matrix considered in Example 1,

$$\rho(A) = \max\{1, |1 + \sqrt{3}i|, |1 - \sqrt{3}i|\} = \max\{1, 2, 2\} = 2.$$

The spectral radius is closely related to the norm of a matrix, as shown in the following theorem.

Theorem 7.15 If A is an $n \times n$ matrix, then

- (i) $\|A\|_2 = [\rho(A^t A)]^{1/2}$,
- (ii) $\rho(A) \leq \|A\|$, for any natural norm $\|\cdot\|$. ■

Proof The proof of part (i) requires more information concerning eigenvalues than we presently have available. For the details involved in the proof, see [Or2, p. 21].

To prove part (ii), suppose λ is an eigenvalue of A with eigenvector \mathbf{x} and $\|\mathbf{x}\| = 1$. (Exercise 6 ensures that such an eigenvector exists.) Since $A\mathbf{x} = \lambda\mathbf{x}$,

$$|\lambda| = |\lambda| \cdot \|\mathbf{x}\| = \|\lambda\mathbf{x}\| = \|A\mathbf{x}\| \leq \|A\|\|\mathbf{x}\| = \|A\|.$$

Thus,

$$\rho(A) = \max |\lambda| \leq \|A\|. \quad \blacksquare \blacksquare \blacksquare$$

Part (i) of Theorem 7.15 implies that if A is symmetric, then $\|A\|_2 = \rho(A)$ (see Exercise 10).

An interesting and useful result, which is similar to part (ii) of Theorem 7.15, is that for any matrix A and any $\varepsilon > 0$, there exists a natural norm $\|\cdot\|$ with the property that $\rho(A) < \|A\| < \rho(A) + \varepsilon$. Consequently, $\rho(A)$ is the greatest lower bound for the natural norms on A . The proof of this result can be found in [Or2, p. 23].

EXAMPLE 2

If

$$A = \begin{bmatrix} 1 & 1 & 0 \\ 1 & 2 & 1 \\ -1 & 1 & 2 \end{bmatrix},$$

then

$$A^t A = \begin{bmatrix} 1 & 1 & -1 \\ 1 & 2 & 1 \\ 0 & 1 & 2 \end{bmatrix} \begin{bmatrix} 1 & 1 & 0 \\ 1 & 2 & 1 \\ -1 & 1 & 2 \end{bmatrix} = \begin{bmatrix} 3 & 2 & -1 \\ 2 & 6 & 4 \\ -1 & 4 & 5 \end{bmatrix}.$$

To calculate $\rho(A^t A)$ we need the eigenvalues of $A^t A$. If

$$\begin{aligned} 0 &= \det(A^t A - \lambda I) \\ &= \det \begin{bmatrix} 3 - \lambda & 2 & -1 \\ 2 & 6 - \lambda & 4 \\ -1 & 4 & 5 - \lambda \end{bmatrix} \\ &= -\lambda^3 + 14\lambda^2 - 42\lambda = -\lambda(\lambda^2 - 14\lambda + 42), \end{aligned}$$

then

$$\lambda = 0 \quad \text{or} \quad \lambda = 7 \pm \sqrt{7},$$

so

$$\|A\|_2 = \sqrt{\rho(A^t A)} = \sqrt{\max\{0, 7 - \sqrt{7}, 7 + \sqrt{7}\}} = \sqrt{7 + \sqrt{7}} \approx 3.106. \quad \blacksquare$$

The operations in Example 2 can also be performed using Maple with

```

>with(linalg);
>A:=matrix(3,3,[1,1,0,1,2,1,-1,1,2]);
>B:=transpose(A);
>C:=multiply(A,B);
>evalf(Eigenvals(C));

```

[0.109767846510⁻⁸, 4.354248690, 9.645751311]

Since $\|A\|_2 = \sqrt{\rho(A^t A)} = \sqrt{\rho(C)}$, we have

$$\|A\|_2 = \sqrt{9.645751311} = 3.105760987.$$

Maple also computes $\|A\|_2 = \sqrt{7 + \sqrt{7}}$ directly with the command

```
>norm(A,2);
```

To determine the l_∞ norm of A , replace the last command with

```
>norm(A,infinity);
```

In studying iterative matrix techniques, it is of particular importance to know when powers of a matrix become small (that is, when all the entries approach zero). Matrices of this type are called *convergent*.

Definition 7.16 We call an $n \times n$ matrix A **convergent** if

$$\lim_{k \rightarrow \infty} (A^k)_{ij} = 0, \quad \text{for each } i = 1, 2, \dots, n \text{ and } j = 1, 2, \dots, n. \quad \blacksquare$$

EXAMPLE 3 Let

$$A = \begin{bmatrix} \frac{1}{2} & 0 \\ \frac{1}{4} & \frac{1}{2} \end{bmatrix}.$$

Computing powers of A , we obtain:

$$A^2 = \begin{bmatrix} \frac{1}{4} & 0 \\ \frac{1}{4} & \frac{1}{4} \end{bmatrix}, \quad A^3 = \begin{bmatrix} \frac{1}{8} & 0 \\ \frac{3}{16} & \frac{1}{8} \end{bmatrix}, \quad A^4 = \begin{bmatrix} \frac{1}{16} & 0 \\ \frac{1}{8} & \frac{1}{16} \end{bmatrix},$$

and, in general,

$$A^k = \begin{bmatrix} (\frac{1}{2})^k & 0 \\ \frac{k}{2^{k+1}} & (\frac{1}{2})^k \end{bmatrix}.$$

Since

$$\lim_{k \rightarrow \infty} \left(\frac{1}{2}\right)^k = 0 \quad \text{and} \quad \lim_{k \rightarrow \infty} \frac{k}{2^{k+1}} = 0,$$

A is a convergent matrix. ■

Notice that the convergent matrix A in Example 3 has $\rho(A) = \frac{1}{2}$, since $\frac{1}{2}$ is the only eigenvalue of A . This illustrates the important connection that exists between the spectral radius of a matrix and the convergence of the matrix, as detailed in the following result.

Theorem 7.17 The following statements are equivalent.

- (i) A is a convergent matrix.
- (ii) $\lim_{n \rightarrow \infty} \|A^n\| = 0$, for some natural norm.
- (iii) $\lim_{n \rightarrow \infty} \|A^n\| = 0$, for all natural norms.
- (iv) $\rho(A) < 1$.
- (v) $\lim_{n \rightarrow \infty} A^n \mathbf{x} = \mathbf{0}$, for every \mathbf{x} . ■

The proof of this theorem can be found in [IK, p. 14].

EXERCISE SET 7.2

1. Compute the eigenvalues and associated eigenvectors of the following matrices.

a. $\begin{bmatrix} 2 & -1 \\ -1 & 2 \end{bmatrix}$

b. $\begin{bmatrix} 0 & 1 \\ 1 & 1 \end{bmatrix}$

c. $\begin{bmatrix} 0 & \frac{1}{2} \\ \frac{1}{2} & 0 \end{bmatrix}$

d. $\begin{bmatrix} 1 & 1 \\ -2 & -2 \end{bmatrix}$

e. $\begin{bmatrix} 2 & 1 & 0 \\ 1 & 2 & 0 \\ 0 & 0 & 3 \end{bmatrix}$

f. $\begin{bmatrix} -1 & 2 & 0 \\ 0 & 3 & 4 \\ 0 & 0 & 7 \end{bmatrix}$

g. $\begin{bmatrix} 2 & 1 & 1 \\ 2 & 3 & 2 \\ 1 & 1 & 2 \end{bmatrix}$

h. $\begin{bmatrix} 3 & 2 & -1 \\ 1 & -2 & 3 \\ 2 & 0 & 4 \end{bmatrix}$

- 2. Find the spectral radius for each matrix in Exercise 1.
- 3. Which of the matrices in Exercise 1 are convergent?
- 4. Let $A_1 = \begin{bmatrix} 1 & 0 \\ \frac{1}{4} & \frac{1}{2} \end{bmatrix}$ and $A_2 = \begin{bmatrix} \frac{1}{2} & 0 \\ 16 & \frac{1}{2} \end{bmatrix}$. Show that A_1 is not convergent, but A_2 is convergent.
- 5. Find the $\|\cdot\|_2$ norm for the matrices in Exercise 1.
- 6. Show that if λ is a eigenvalue of a matrix A and $\|\cdot\|$ is a vector norm, then an eigenvector \mathbf{x} associated with λ exists with $\|\mathbf{x}\| = 1$.
- 7. Show that the characteristic polynomial $p(\lambda) = \det(A - \lambda I)$ for the $n \times n$ matrix A is an n th-degree polynomial. [Hint: Expand $\det(A - \lambda I)$ along the first row, and use mathematical induction on n .]
- 8. a. Show that if A is an $n \times n$ matrix, then

$$\det A = \prod_{i=1}^n \lambda_i,$$

where $\lambda_1, \dots, \lambda_n$ are the eigenvalues of A . [Hint: Consider $p(0)$.]

- b. Show that A is singular if and only if $\lambda = 0$ is an eigenvalue of A .

9. Let λ be an eigenvalue of the $n \times n$ matrix A and $\mathbf{x} \neq \mathbf{0}$ be an associated eigenvector.
- Show that λ is also an eigenvalue of A^t .
 - Show that for any integer $k \geq 1$, λ^k is an eigenvalue of A^k with eigenvector \mathbf{x} .
 - Show that if A^{-1} exists, then $1/\lambda$ is an eigenvalue of A^{-1} with eigenvector \mathbf{x} .
 - Generalize parts (b) and (c) to $(A^{-1})^k$ for integers $k \geq 2$.
 - Given the polynomial $q(x) = q_0 + q_1x + \cdots + q_kx^k$, define $q(A)$ to be the matrix $q(A) = q_0I + q_1A + \cdots + q_kA^k$. Show that $q(\lambda)$ is an eigenvalue of $q(A)$ with eigenvector \mathbf{x} .
 - Let $\alpha \neq \lambda$ be given. Show that if $A - \alpha I$ is nonsingular, then $1/(\lambda - \alpha)$ is an eigenvalue of $(A - \alpha I)^{-1}$ with eigenvector \mathbf{x} .
10. Show that if A is symmetric, then $\|A\|_2 = \rho(A)$.
11. In Exercise 11 of Section 6.3, we assumed that the contribution a female beetle of a certain type made to the future years' beetle population could be expressed in terms of the matrix

$$A = \begin{bmatrix} 0 & 0 & 6 \\ \frac{1}{2} & 0 & 0 \\ 0 & \frac{1}{3} & 0 \end{bmatrix},$$

where the entry in the i th row and j th column represents the probabilistic contribution of a beetle of age j onto the next year's female population of age i .

- Does the matrix A have any real eigenvalues? If so, determine them and any associated eigenvectors.
 - If a sample of this species was needed for laboratory test purposes that would have a constant proportion in each age group from year to year, what criteria could be imposed on the initial population to ensure that this requirement would be satisfied?
12. Find matrices A and B for which $\rho(A + B) > \rho(A) + \rho(B)$. (This shows that $\rho(A)$ cannot be a matrix norm.)
13. Show that if $\|\cdot\|$ is any natural norm, then $(1/\|A^{-1}\|) \leq |\lambda| \leq \|A\|$ for any eigenvalue λ of the nonsingular matrix A .

7.3 Iterative Techniques for Solving Linear Systems

In this section we describe the Jacobi and the Gauss-Seidel iterative methods, classic methods that date to the late eighteenth century. Iterative techniques are seldom used for solving linear systems of small dimension since the time required for sufficient accuracy exceeds that required for direct techniques such as Gaussian elimination. For large systems with a high percentage of 0 entries, however, these techniques are efficient in terms of both computer storage and computation. Systems of this type arise frequently in circuit analysis and in the numerical solution of boundary-value problems and partial-differential equations.

An iterative technique to solve the $n \times n$ linear system $A\mathbf{x} = \mathbf{b}$ starts with an initial approximation $\mathbf{x}^{(0)}$ to the solution \mathbf{x} and generates a sequence of vectors $\{\mathbf{x}^{(k)}\}_{k=0}^{\infty}$ that converges to \mathbf{x} . Iterative techniques involve a process that converts the system $A\mathbf{x} = \mathbf{b}$ into an equivalent system of the form $\mathbf{x} = T\mathbf{x} + \mathbf{c}$ for some fixed matrix T and vector \mathbf{c} .

After the initial vector $\mathbf{x}^{(0)}$ is selected, the sequence of approximate solution vectors is generated by computing

$$\mathbf{x}^{(k)} = T\mathbf{x}^{(k-1)} + \mathbf{c},$$

for each $k = 1, 2, 3, \dots$. This result should be reminiscent of the fixed-point iteration studied in Chapter 2.

EXAMPLE 1 The linear system $A\mathbf{x} = \mathbf{b}$ given by

$$\begin{aligned} E_1 : & 10x_1 - x_2 + 2x_3 = 6, \\ E_2 : & -x_1 + 11x_2 - x_3 + 3x_4 = 25, \\ E_3 : & 2x_1 - x_2 + 10x_3 - x_4 = -11, \\ E_4 : & 3x_2 - x_3 + 8x_4 = 15 \end{aligned}$$

has the unique solution $\mathbf{x} = (1, 2, -1, 1)^t$. To convert $A\mathbf{x} = \mathbf{b}$ to the form $\mathbf{x} = T\mathbf{x} + \mathbf{c}$, solve equation E_i for x_i , for each $i = 1, 2, 3, 4$, to obtain

$$\begin{aligned} x_1 &= \frac{1}{10}x_2 - \frac{1}{5}x_3 + \frac{3}{5}, \\ x_2 &= \frac{1}{11}x_1 + \frac{1}{11}x_3 - \frac{3}{11}x_4 + \frac{25}{11}, \\ x_3 &= -\frac{1}{5}x_1 + \frac{1}{10}x_2 + \frac{1}{10}x_4 - \frac{11}{10}, \\ x_4 &= -\frac{3}{8}x_2 + \frac{1}{8}x_3 + \frac{15}{8}. \end{aligned}$$

Then $A\mathbf{x} = \mathbf{b}$ can be rewritten in the form $\mathbf{x} = T\mathbf{x} + \mathbf{c}$, with

$$T = \begin{bmatrix} 0 & \frac{1}{10} & -\frac{1}{5} & 0 \\ \frac{1}{11} & 0 & \frac{1}{11} & -\frac{3}{11} \\ -\frac{1}{5} & \frac{1}{10} & 0 & \frac{1}{10} \\ 0 & -\frac{3}{8} & \frac{1}{8} & 0 \end{bmatrix} \quad \text{and} \quad \mathbf{c} = \begin{bmatrix} \frac{3}{5} \\ \frac{25}{11} \\ -\frac{11}{10} \\ \frac{15}{8} \end{bmatrix}.$$

For an initial approximation, we let $\mathbf{x}^{(0)} = (0, 0, 0, 0)^t$. Then $\mathbf{x}^{(1)}$ is given by

$$\begin{aligned} x_1^{(1)} &= \frac{1}{10}x_2^{(0)} - \frac{1}{5}x_3^{(0)} + \frac{3}{5} = 0.6000, \\ x_2^{(1)} &= \frac{1}{11}x_1^{(0)} + \frac{1}{11}x_3^{(0)} - \frac{3}{11}x_4^{(0)} + \frac{25}{11} = 2.2727, \\ x_3^{(1)} &= -\frac{1}{5}x_1^{(0)} + \frac{1}{10}x_2^{(0)} + \frac{1}{10}x_4^{(0)} - \frac{11}{10} = -1.1000, \\ x_4^{(1)} &= -\frac{3}{8}x_2^{(0)} + \frac{1}{8}x_3^{(0)} + \frac{15}{8} = 1.8750. \end{aligned}$$

Additional iterates, $\mathbf{x}^{(k)} = (x_1^{(k)}, x_2^{(k)}, x_3^{(k)}, x_4^{(k)})^t$, are generated in a similar manner and are presented in Table 7.1.

Table 7.1

k	0	1	2	3	4	5	6	7	8	9	10
$x_1^{(k)}$	0.000	0.6000	1.0473	0.9326	1.0152	0.9890	1.0032	0.9981	1.0006	0.9997	1.0001
$x_2^{(k)}$	0.0000	2.2727	1.7159	2.053	1.9537	2.0114	1.9922	2.0023	1.9987	2.0004	1.9998
$x_3^{(k)}$	0.0000	-1.1000	-0.8052	-1.0493	-0.9681	-1.0103	-0.9945	-1.0020	-0.9990	-1.0004	-0.9998
$x_4^{(k)}$	0.0000	1.8750	0.8852	1.1309	0.9739	1.0214	0.9944	1.0036	0.9989	1.0006	0.9998

The decision to stop after ten iterations was based on the criterion

$$\frac{\|\mathbf{x}^{(10)} - \mathbf{x}^{(9)}\|_\infty}{\|\mathbf{x}^{(10)}\|_\infty} = \frac{8.0 \times 10^{-4}}{1.9998} < 10^{-3}.$$

In fact, $\|\mathbf{x}^{(10)} - \mathbf{x}\|_\infty = 0.0002$. ■

The method of Example 1 is called the **Jacobi iterative method**. It consists of solving the i th equation in $A\mathbf{x} = \mathbf{b}$ for x_i to obtain (provided $a_{ii} \neq 0$)

$$x_i = \sum_{\substack{j=1 \\ j \neq i}}^n \left(-\frac{a_{ij}x_j}{a_{ii}} \right) + \frac{b_i}{a_{ii}}, \quad \text{for } i = 1, 2, \dots, n$$

and generating each $x_i^{(k)}$ from components of $\mathbf{x}^{(k-1)}$ for $k \geq 1$ by

$$x_i^{(k)} = \frac{\sum_{\substack{j=1 \\ j \neq i}}^n \left(-a_{ij}x_j^{(k-1)} \right) + b_i}{a_{ii}}, \quad \text{for } i = 1, 2, \dots, n. \quad (7.4)$$

The method is written in the form $\mathbf{x}^{(k)} = T\mathbf{x}^{(k-1)} + \mathbf{c}$ by splitting A into its diagonal and off-diagonal parts. To see this, let D be the diagonal matrix whose diagonal entries are those of A , $-L$ be the strictly lower-triangular part of A , and $-U$ be the strictly upper-triangular part of A . With this notation,

$$A = \begin{bmatrix} a_{11} & a_{12} & \cdots & a_{1n} \\ a_{21} & a_{22} & \cdots & a_{2n} \\ \vdots & \vdots & \ddots & \vdots \\ a_{n1} & a_{n2} & \cdots & a_{nn} \end{bmatrix}$$

is split into

$$\begin{aligned} A &= \begin{bmatrix} a_{11} & 0 & \cdots & 0 \\ 0 & a_{22} & \cdots & 0 \\ \vdots & \vdots & \ddots & \vdots \\ 0 & \cdots & 0 & a_{nn} \end{bmatrix} - \begin{bmatrix} 0 & \cdots & 0 \\ -a_{21} & \cdots & 0 \\ \vdots & \ddots & \vdots \\ -a_{n1} & \cdots & -a_{n,n-1} & 0 \end{bmatrix} - \begin{bmatrix} 0 & -a_{12} & \cdots & -a_{1n} \\ \vdots & \vdots & \ddots & \vdots \\ 0 & \cdots & 0 & -a_{n-1,n} \\ \vdots & \vdots & \vdots & 0 \end{bmatrix} \\ &= D - L - U. \end{aligned}$$

The equation $A\mathbf{x} = \mathbf{b}$, or $(D - L - U)\mathbf{x} = \mathbf{b}$, is then transformed into

$$D\mathbf{x} = (L + U)\mathbf{x} + \mathbf{b},$$

and, if D^{-1} exists, that is, if $a_{ii} \neq 0$ for each i , then

$$\mathbf{x} = D^{-1}(L + U)\mathbf{x} + D^{-1}\mathbf{b}.$$

This results in the matrix form of the Jacobi iterative technique:

$$\mathbf{x}^{(k)} = D^{-1}(L + U)\mathbf{x}^{(k-1)} + D^{-1}\mathbf{b}, \quad k = 1, 2, \dots \quad (7.5)$$

Introducing the notation $T_j = D^{-1}(L + U)$ and $\mathbf{c}_j = D^{-1}\mathbf{b}$, the Jacobi technique has the form

$$\mathbf{x}^{(k)} = T_j\mathbf{x}^{(k-1)} + \mathbf{c}_j. \quad (7.6)$$

In practice, Eq. (7.4) is used in computation and Eq. (7.6) for theoretical purposes.

Algorithm 7.1 implements the Jacobi iterative technique.

ALGORITHM

7.1

Jacobi Iterative

To solve $A\mathbf{x} = \mathbf{b}$ given an initial approximation $\mathbf{x}^{(0)}$:

INPUT the number of equations and unknowns n ; the entries a_{ij} , $1 \leq i, j \leq n$ of the matrix A ; the entries b_i , $1 \leq i \leq n$ of \mathbf{b} ; the entries XO_i , $1 \leq i \leq n$ of $\mathbf{XO} = \mathbf{x}^{(0)}$; tolerance TOL ; maximum number of iterations N .

OUTPUT the approximate solution x_1, \dots, x_n or a message that the number of iterations was exceeded.

Step 1 Set $k = 1$.

Step 2 While ($k \leq N$) do Steps 3–6.

Step 3 For $i = 1, \dots, n$

$$\text{set } x_i = \frac{-\sum_{\substack{j=1 \\ j \neq i}}^n (a_{ij}XO_j) + b_i}{a_{ii}}.$$

Step 4 If $\|\mathbf{x} - \mathbf{XO}\| < TOL$ then **OUTPUT** (x_1, \dots, x_n);
(The procedure was successful.)
STOP.

Step 5 Set $k = k + 1$.

Step 6 For $i = 1, \dots, n$ set $XO_i = x_i$.

Step 7 **OUTPUT** ('Maximum number of iterations exceeded');
(The procedure was successful.)
STOP. ■

Step 3 of the algorithm requires that $a_{ii} \neq 0$, for each $i = 1, 2, \dots, n$. If one of the a_{ii} entries is 0 and the system is nonsingular, a reordering of the equations can be performed so that no $a_{ii} = 0$. To speed convergence, the equations should be arranged so that a_{ii} is as large as possible. This subject is discussed in more detail later in this chapter.

Another possible stopping criterion in Step 4 is to iterate until

$$\frac{\|\mathbf{x}^{(k)} - \mathbf{x}^{(k-1)}\|}{\|\mathbf{x}^{(k)}\|}$$

is smaller than some prescribed tolerance. For this purpose, any convenient norm can be used, the usual being the l_∞ norm.

A possible improvement in Algorithm 7.1 can be seen by reconsidering Eq. (7.4). The components of $\mathbf{x}^{(k-1)}$ are used to compute $x_i^{(k)}$. Since, for $i > 1$, $x_1^{(k)}, \dots, x_{i-1}^{(k)}$ have already been computed and are probably better approximations to the actual solutions x_1, \dots, x_{i-1} than $x_1^{(k-1)}, \dots, x_{i-1}^{(k-1)}$, it seems more reasonable to compute $x_i^{(k)}$ using these most recently calculated values. That is, we can use

$$x_i^{(k)} = \frac{-\sum_{j=1}^{i-1} (a_{ij}x_j^{(k)}) - \sum_{j=i+1}^n (a_{ij}x_j^{(k-1)}) + b_i}{a_{ii}}, \quad (7.7)$$

for each $i = 1, 2, \dots, n$, instead of Eq. (7.4). This modification is called the **Gauss-Seidel iterative technique** and is illustrated in the following example.

EXAMPLE 2 The linear system given by

$$\begin{aligned} 10x_1 - x_2 + 2x_3 &= 6, \\ -x_1 + 11x_2 - x_3 + 3x_4 &= 25, \\ 2x_1 - x_2 + 10x_3 - x_4 &= -11, \\ 3x_2 - x_3 + 8x_4 &= 15 \end{aligned}$$

was solved in Example 1 by the Jacobi iterative method. Incorporating Eq. (7.7) into Algorithm 7.1 gives the equations to be used for each $k = 1, 2, \dots$,

$$\begin{aligned} x_1^{(k)} &= \frac{1}{10}x_2^{(k-1)} - \frac{1}{5}x_3^{(k-1)} + \frac{3}{5}, \\ x_2^{(k)} &= \frac{1}{11}x_1^{(k)} + \frac{1}{11}x_3^{(k-1)} - \frac{3}{11}x_4^{(k-1)} + \frac{25}{11}, \\ x_3^{(k)} &= -\frac{1}{5}x_1^{(k)} + \frac{1}{10}x_2^{(k)} + \frac{1}{10}x_4^{(k-1)} - \frac{11}{10}, \\ x_4^{(k)} &= -\frac{3}{8}x_2^{(k)} + \frac{1}{8}x_3^{(k)} + \frac{15}{8}. \end{aligned}$$

Letting $\mathbf{x}^{(0)} = (0, 0, 0, 0)^t$, we generate the iterates in Table 7.2.

Table 7.2

k	0	1	2	3	4	5
$x_1^{(k)}$	0.0000	0.6000	1.030	1.0065	1.0009	1.0001
$x_2^{(k)}$	0.0000	2.3272	2.037	2.0036	2.0003	2.0000
$x_3^{(k)}$	0.0000	-0.9873	-1.014	-1.0025	-1.0003	-1.0000
$x_4^{(k)}$	0.0000	0.8789	0.9844	0.9983	0.9999	1.0000

Since

$$\frac{\|\mathbf{x}^{(5)} - \mathbf{x}^{(4)}\|_\infty}{\|\mathbf{x}^{(5)}\|_\infty} = \frac{0.0008}{2.000} = 4 \times 10^{-4},$$

$\mathbf{x}^{(5)}$ is accepted as a reasonable approximation to the solution. Note that Jacobi's method in Example 1 required twice as many iterations for the same accuracy. ■

To write the Gauss-Seidel method in matrix form, multiply both sides of Eq. (7.7) by a_{ii} and collect all k th iterate terms, to give

$$a_{i1}x_1^{(k)} + a_{i2}x_2^{(k)} + \cdots + a_{ii}x_i^{(k)} = -a_{i,i+1}x_{i+1}^{(k-1)} - \cdots - a_{in}x_n^{(k-1)} + b_i,$$

for each $i = 1, 2, \dots, n$. Writing all n equations gives

$$\begin{aligned} a_{11}x_1^{(k)} &= -a_{12}x_2^{(k-1)} - a_{13}x_3^{(k-1)} - \cdots - a_{1n}x_n^{(k-1)} + b_1, \\ a_{21}x_1^{(k)} + a_{22}x_2^{(k)} &= -a_{23}x_3^{(k-1)} - \cdots - a_{2n}x_n^{(k-1)} + b_2, \\ &\vdots \\ a_{n1}x_1^{(k)} + a_{n2}x_2^{(k)} + \cdots + a_{nn}x_n^{(k)} &= b_n; \end{aligned}$$

with the definitions of D , L , and U given previously, we have the Gauss-Seidel method represented by

$$(D - L)\mathbf{x}^{(k)} = U\mathbf{x}^{(k-1)} + \mathbf{b}$$

or

$$\mathbf{x}^{(k)} = (D - L)^{-1}U\mathbf{x}^{(k-1)} + (D - L)^{-1}\mathbf{b}, \quad \text{for each } k = 1, 2, \dots \quad (7.8)$$

Letting $T_g = (D - L)^{-1}U$ and $\mathbf{c}_g = (D - L)^{-1}\mathbf{b}$, the Gauss-Seidel technique has the form

$$\mathbf{x}^{(k)} = T_g\mathbf{x}^{(k-1)} + \mathbf{c}_g. \quad (7.9)$$

For the lower-triangular matrix $D - L$ to be nonsingular, it is necessary and sufficient that $a_{ii} \neq 0$, for each $i = 1, 2, \dots, n$.

Algorithm 7.2 implements the Gauss-Seidel method.

ALGORITHM

7.2

Gauss-Seidel Iterative

To solve $A\mathbf{x} = \mathbf{b}$ given an initial approximation $\mathbf{x}^{(0)}$:

INPUT the number of equations and unknowns n ; the entries a_{ij} , $1 \leq i, j \leq n$ of the matrix A ; the entries b_i , $1 \leq i \leq n$ of \mathbf{b} ; the entries XO_i , $1 \leq i \leq n$ of $\mathbf{XO} = \mathbf{x}^{(0)}$; tolerance TOL ; maximum number of iterations N .

OUTPUT the approximate solution x_1, \dots, x_n or a message that the number of iterations was exceeded.

Step 1 Set $k = 1$.

Step 2 While $(k \leq N)$ do Steps 3–6.

Step 3 For $i = 1, \dots, n$

$$\text{set } x_i = \frac{-\sum_{j=1}^{i-1} a_{ij}x_j - \sum_{j=i+1}^n a_{ij}XO_j + b_i}{a_{ii}}.$$

Step 4 If $\|\mathbf{x} - \mathbf{XO}\| < TOL$ then OUTPUT (x_1, \dots, x_n) ;
(The procedure was successful.)
STOP.

Step 5 Set $k = k + 1$.

Step 6 For $i = 1, \dots, n$ set $XO_i = x_i$.

Step 7 OUTPUT ('Maximum number of iterations exceeded');
(The procedure was successful.)
STOP. ■

The comments following Algorithm 7.1 regarding reordering and stopping criteria also apply to the Gauss-Seidel Algorithm 7.2.

The results of Examples 1 and 2 appear to imply that the Gauss-Seidel method is superior to the Jacobi method. This is almost always true, but there are linear systems for which the Jacobi method converges and the Gauss-Seidel method does not (see Exercises 9 and 10).

To study the convergence of general iteration techniques, we consider the formula

$$\mathbf{x}^{(k)} = T\mathbf{x}^{(k-1)} + \mathbf{c}, \quad \text{for each } k = 1, 2, \dots,$$

where $\mathbf{x}^{(0)}$ is arbitrary.

Lemma 7.18

If the spectral radius $\rho(T)$ satisfies $\rho(T) < 1$, then $(I - T)^{-1}$ exists, and

$$(I - T)^{-1} = I + T + T^2 + \dots = \sum_{j=0}^{\infty} T^j. \quad \blacksquare$$

Proof Since $T\mathbf{x} = \lambda\mathbf{x}$ is true precisely when $(I - T)\mathbf{x} = (1 - \lambda)\mathbf{x}$, we have λ as an eigenvalue of T precisely when $1 - \lambda$ is an eigenvalue of $I - T$. But $|\lambda| \leq \rho(T) < 1$, so $\lambda = 1$ is not an eigenvalue of T , and 0 cannot be an eigenvalue of $I - T$. Hence, $(I - T)^{-1}$ exists.

Let $S_m = I + T + T^2 + \dots + T^m$. Then

$$(I - T)S_m = (I + T + T^2 + \dots + T^m) - (T + T^2 + \dots + T^{m+1}) = I - T^{m+1},$$

and, since T is convergent, the result at the end of Section 7.2 implies that

$$\lim_{m \rightarrow \infty} (I - T)S_m = \lim_{m \rightarrow \infty} (I - T^{m+1}) = I.$$

Thus, $(I - T)^{-1} = \lim_{m \rightarrow \infty} S_m = I + T + T^2 + \dots = \sum_{j=0}^{\infty} T^j. \quad \blacksquare \blacksquare \blacksquare$

Theorem 7.19 For any $\mathbf{x}^{(0)} \in \mathbb{R}^n$, the sequence $\{\mathbf{x}^{(k)}\}_{k=0}^{\infty}$ defined by

$$\mathbf{x}^{(k)} = T\mathbf{x}^{(k-1)} + \mathbf{c}, \quad \text{for each } k \geq 1, \quad (7.10)$$

converges to the unique solution of $\mathbf{x} = T\mathbf{x} + \mathbf{c}$ if and only if $\rho(T) < 1$. ■

Proof First assume that $\rho(T) < 1$. Then,

$$\begin{aligned} \mathbf{x}^{(k)} &= T\mathbf{x}^{(k-1)} + \mathbf{c} \\ &= T(T\mathbf{x}^{(k-2)} + \mathbf{c}) + \mathbf{c} \\ &= T^2\mathbf{x}^{(k-2)} + (T + I)\mathbf{c} \\ &\vdots \\ &= T^k\mathbf{x}^{(0)} + (T^{k-1} + \cdots + T + I)\mathbf{c}. \end{aligned}$$

Since $\rho(T) < 1$, the matrix T is convergent and

$$\lim_{k \rightarrow \infty} T^k \mathbf{x}^{(0)} = \mathbf{0}.$$

Lemma 7.18 implies that

$$\lim_{k \rightarrow \infty} \mathbf{x}^{(k)} = \lim_{k \rightarrow \infty} T^k \mathbf{x}^{(0)} + \left(\sum_{j=0}^{\infty} T^j \right) \mathbf{c} = \mathbf{0} + (I - T)^{-1} \mathbf{c} = (I - T)^{-1} \mathbf{c}.$$

Hence, the sequence $\{\mathbf{x}^{(k)}\}$ converges to the vector $\mathbf{x} \equiv (I - T)^{-1} \mathbf{c}$ and $\mathbf{x} = T\mathbf{x} + \mathbf{c}$.

To prove the converse, we show that for any $\mathbf{z} \in \mathbb{R}^n$, we have $\lim_{k \rightarrow \infty} T^k \mathbf{z} = \mathbf{0}$. By Theorem 7.17, this is equivalent to $\rho(T) < 1$.

Let \mathbf{z} be an arbitrary vector, and \mathbf{x} be the unique solution to $\mathbf{x} = T\mathbf{x} + \mathbf{c}$. Define $\mathbf{x}^{(0)} = \mathbf{x} - \mathbf{z}$, and, for $k \geq 1$, $\mathbf{x}^{(k)} = T\mathbf{x}^{(k-1)} + \mathbf{c}$. Then $\{\mathbf{x}^{(k)}\}$ converges to \mathbf{x} . Also,

$$\mathbf{x} - \mathbf{x}^{(k)} = (T\mathbf{x} + \mathbf{c}) - (T\mathbf{x}^{(k-1)} + \mathbf{c}) = T(\mathbf{x} - \mathbf{x}^{(k-1)}),$$

so

$$\mathbf{x} - \mathbf{x}^{(k)} = T(\mathbf{x} - \mathbf{x}^{(k-1)}) = T^2(\mathbf{x} - \mathbf{x}^{(k-2)}) = \cdots = T^k(\mathbf{x} - \mathbf{x}^{(0)}) = T^k \mathbf{z}.$$

Hence $\lim_{k \rightarrow \infty} T^k \mathbf{z} = \lim_{k \rightarrow \infty} T^k(\mathbf{x} - \mathbf{x}^{(0)}) = \lim_{k \rightarrow \infty} (\mathbf{x} - \mathbf{x}^{(k)}) = \mathbf{0}$.

Since $\mathbf{z} \in \mathbb{R}^n$ was arbitrary, this implies that T is a convergent matrix and that $\rho(T) < 1$. ■ ■ ■

The proof of the following corollary is similar to the proofs in Corollary 2.4. It is considered in Exercise 11.

Corollary 7.20 If $\|T\| < 1$ for any natural matrix norm and \mathbf{c} is a given vector, then the sequence $\{\mathbf{x}^{(k)}\}_{k=0}^{\infty}$ defined by $\mathbf{x}^{(k)} = T\mathbf{x}^{(k-1)} + \mathbf{c}$ converges, for any $\mathbf{x}^{(0)} \in \mathbb{R}^n$, to a vector $\mathbf{x} \in \mathbb{R}^n$, and the following error bounds hold:

- (i) $\|\mathbf{x} - \mathbf{x}^{(k)}\| \leq \|T\|^k \|\mathbf{x}^{(0)} - \mathbf{x}\|;$
(ii) $\|\mathbf{x} - \mathbf{x}^{(k)}\| \leq \frac{\|T\|^k}{1 - \|T\|} \|\mathbf{x}^{(1)} - \mathbf{x}^{(0)}\|.$ ■

We have seen that the Jacobi and Gauss-Seidel iterative techniques can be written

$$\mathbf{x}^{(k)} = T_j \mathbf{x}^{(k-1)} + \mathbf{c}_j \quad \text{and} \quad \mathbf{x}^{(k)} = T_g \mathbf{x}^{(k-1)} + \mathbf{c}_g,$$

using the matrices

$$T_j = D^{-1}(L + U) \quad \text{and} \quad T_g = (D - L)^{-1}U.$$

If $\rho(T_j)$ or $\rho(T_g)$ is less than 1, then the corresponding sequence $\{\mathbf{x}^{(k)}\}_{k=0}^{\infty}$ will converge to the solution \mathbf{x} of $A\mathbf{x} = \mathbf{b}$. For example, the Jacobi scheme has

$$\mathbf{x}^{(k)} = D^{-1}(L + U)\mathbf{x}^{(k-1)} + D^{-1}\mathbf{b},$$

and, if $\{\mathbf{x}^{(k)}\}_{k=0}^{\infty}$ converges to \mathbf{x} , then

$$\mathbf{x} = D^{-1}(L + U)\mathbf{x} + D^{-1}\mathbf{b}.$$

This implies that

$$D\mathbf{x} = (L + U)\mathbf{x} + \mathbf{b} \quad \text{and} \quad (D - L - U)\mathbf{x} = \mathbf{b}.$$

Since $D - L - U = A$, the solution \mathbf{x} satisfies $A\mathbf{x} = \mathbf{b}$.

We can now give easily verified sufficiency conditions for convergence of the Jacobi and Gauss-Seidel methods. (To prove convergence for the Jacobi scheme, see Exercise 12, and for the Gauss-Seidel scheme, see [Or2, p. 120].)

Theorem 7.21

If A is strictly diagonally dominant, then for any choice of $\mathbf{x}^{(0)}$, both the Jacobi and Gauss-Seidel methods give sequences $\{\mathbf{x}^{(k)}\}_{k=0}^{\infty}$ that converge to the unique solution of $A\mathbf{x} = \mathbf{b}$. ■

The relationship of the rapidity of convergence to the spectral radius of the iteration matrix T can be seen from Corollary 7.20. Since the inequalities hold for any natural matrix norm, it follows from the statement after Theorem 7.15 that

$$\|\mathbf{x}^{(k)} - \mathbf{x}\| \approx \rho(T)^k \|\mathbf{x}^{(0)} - \mathbf{x}\|. \quad (7.11)$$

Thus, it is desirable to select the iterative technique with minimal $\rho(T) < 1$ for a particular system $A\mathbf{x} = \mathbf{b}$. No general results exist to tell which of the two techniques, Jacobi or Gauss-Seidel, will be most successful for an arbitrary linear system. In special cases, however, the answer is known, as is demonstrated in the following theorem. The proof of this result can be found in [Y, pp. 120–127].

Theorem 7.22 (Stein-Rosenberg)

If $a_{ij} \leq 0$, for each $i \neq j$ and $a_{ii} > 0$, for each $i = 1, 2, \dots, n$, then one and only one of the following statements holds:

- a. $0 \leq \rho(T_g) < \rho(T_j) < 1$;
- b. $1 < \rho(T_j) < \rho(T_g)$;
- c. $\rho(T_j) = \rho(T_g) = 0$;
- d. $\rho(T_j) = \rho(T_g) = 1$. ■

For the special case described in Theorem 7.22, we see from part (a) that when one method gives convergence, then both give convergence, and the Gauss-Seidel method converges faster than the Jacobi method. Part (b) indicates that when one method diverges then both diverge, and the divergence is more pronounced for the Gauss-Seidel method.

Since the rate of convergence of a procedure depends on the spectral radius of the matrix associated with the method, one way to select a procedure to accelerate convergence is to choose a method whose associated matrix has minimal spectral radius. Before describing a procedure for selecting such a method, we need to introduce a new means of measuring the amount by which an approximation to the solution to a linear system differs from the true solution to the system. The method makes use of the vector described in the following definition.

Definition 7.23 Suppose $\tilde{\mathbf{x}} \in \mathbb{R}^n$ is an approximation to the solution of the linear system defined by $A\mathbf{x} = \mathbf{b}$. The **residual vector** for $\tilde{\mathbf{x}}$ with respect to this system is $\mathbf{r} = \mathbf{b} - A\tilde{\mathbf{x}}$. ■

In procedures such as the Jacobi or Gauss-Seidel methods, a residual vector is associated with each calculation of an approximation component to the solution vector. The object is to generate a sequence of approximations that will cause the residual vectors to converge rapidly to zero. Suppose we let

$$\mathbf{r}_i^{(k)} = (r_{1i}^{(k)}, r_{2i}^{(k)}, \dots, r_{ni}^{(k)})^t$$

denote the residual vector for the Gauss-Seidel method corresponding to the approximate solution vector $\mathbf{x}_i^{(k)}$ defined by

$$\mathbf{x}_i^{(k)} = (x_1^{(k)}, x_2^{(k)}, \dots, x_{i-1}^{(k)}, x_i^{(k-1)}, \dots, x_n^{(k-1)})^t.$$

The m th component of $\mathbf{r}_i^{(k)}$ is

$$r_{mi}^{(k)} = b_m - \sum_{j=1}^{i-1} a_{mj}x_j^{(k)} - \sum_{j=i}^n a_{mj}x_j^{(k-1)}, \quad (7.12)$$

or, equivalently,

$$r_{mi}^{(k)} = b_m - \sum_{j=1}^{i-1} a_{mj}x_j^{(k)} - \sum_{j=i+1}^n a_{mj}x_j^{(k-1)} - a_{mi}x_i^{(k-1)},$$

for each $m = 1, 2, \dots, n$.

In particular, the i th component of $\mathbf{r}_i^{(k)}$ is

$$r_{ii}^{(k)} = b_i - \sum_{j=1}^{i-1} a_{ij}x_j^{(k)} - \sum_{j=i+1}^n a_{ij}x_j^{(k-1)} - a_{ii}x_i^{(k-1)},$$

so

$$a_{ii}x_i^{(k-1)} + r_{ii}^{(k)} = b_i - \sum_{j=1}^{i-1} a_{ij}x_j^{(k)} - \sum_{j=i+1}^n a_{ij}x_j^{(k-1)}. \quad (7.13)$$

Recall, however, that in the Gauss-Seidel method, $x_i^{(k)}$ is chosen to be

$$x_i^{(k)} = \frac{1}{a_{ii}} \left[b_i - \sum_{j=1}^{i-1} a_{ij}x_j^{(k)} - \sum_{j=i+1}^n a_{ij}x_j^{(k-1)} \right], \quad (7.14)$$

so Eq. (7.13) can be rewritten as

$$a_{ii}x_i^{(k-1)} + r_{ii}^{(k)} = a_{ii}x_i^{(k)}.$$

Consequently, the Gauss-Seidel method can be characterized as choosing $x_i^{(k)}$ to satisfy

$$x_i^{(k)} = x_i^{(k-1)} + \frac{r_{ii}^{(k)}}{a_{ii}}. \quad (7.15)$$

We can derive another connection between the residual vectors and the Gauss-Seidel technique. Consider the residual vector $\mathbf{r}_{i+1}^{(k)}$, associated with the vector $\mathbf{x}_{i+1}^{(k)} = (x_1^{(k)}, \dots, x_i^{(k)}, x_{i+1}^{(k-1)}, \dots, x_n^{(k-1)})^t$. By (7.12), the i th component of $\mathbf{r}_{i+1}^{(k)}$ is

$$\begin{aligned} r_{i,i+1}^{(k)} &= b_i - \sum_{j=1}^i a_{ij}x_j^{(k)} - \sum_{j=i+1}^n a_{ij}x_j^{(k-1)} \\ &= b_i - \sum_{j=1}^{i-1} a_{ij}x_j^{(k)} - \sum_{j=i+1}^n a_{ij}x_j^{(k-1)} - a_{ii}x_i^{(k)}. \end{aligned}$$

Equation (7.14) implies that $r_{i,i+1}^{(k)} = 0$. In a sense, then, the Gauss-Seidel technique is also characterized choosing $x_{i+1}^{(k)}$ in such a way that the i th component of $\mathbf{r}_{i+1}^{(k)}$ is zero.

Choosing $x_{i+1}^{(k)}$ so that one coordinate of the residual vector is zero, however, is not the most efficient way to reduce the norm of the vector $\mathbf{r}_{i+1}^{(k)}$. If we modify the Gauss-Seidel procedure, as given by Eq. (7.15), to

$$x_i^{(k)} = x_i^{(k-1)} + \omega \frac{r_{ii}^{(k)}}{a_{ii}}, \quad (7.16)$$

for certain choices of positive ω , we can reduce the norm of the residual vector and obtain significantly faster convergence.

Methods involving Eq. (7.16) are called **relaxation methods**. For choices of ω with $0 < \omega < 1$, the procedures are called **under-relaxation methods** and can be used to obtain convergence of some systems that are not convergent by the Gauss-Seidel method. For choices of ω with $1 < \omega$, the procedures are called **over-relaxation methods**, which are used to accelerate the convergence for systems that are convergent by the Gauss-Seidel technique. These methods are abbreviated **SOR**, for **Successive Over-Relaxation**, and are particularly useful for solving the linear systems that occur in the numerical solution of certain partial-differential equations.

Before illustrating the advantages of the SOR method, we note that by using Eq. (7.13), Eq. (7.16) can be reformulated for calculation purposes to

$$x_i^{(k)} = (1 - \omega)x_i^{(k-1)} + \frac{\omega}{a_{ii}} \left[b_i - \sum_{j=1}^{i-1} a_{ij}x_j^{(k)} - \sum_{j=i+1}^n a_{ij}x_j^{(k-1)} \right].$$

To determine the matrix of the SOR method, we rewrite this as

$$a_{ii}x_i^{(k)} + \omega \sum_{j=1}^{i-1} a_{ij}x_j^{(k)} = (1 - \omega)a_{ii}x_i^{(k-1)} - \omega \sum_{j=i+1}^n a_{ij}x_j^{(k-1)} + \omega b_i,$$

so that in vector form, we have

$$(D - \omega L)\mathbf{x}^{(k)} = [(1 - \omega)D + \omega U]\mathbf{x}^{(k-1)} + \omega \mathbf{b}$$

or

$$\mathbf{x}^{(k)} = (D - \omega L)^{-1}[(1 - \omega)D + \omega U]\mathbf{x}^{(k-1)} + \omega(D - \omega L)^{-1}\mathbf{b}. \quad (7.17)$$

If we let $T_\omega = (D - \omega L)^{-1}[(1 - \omega)D + \omega U]$ and $\mathbf{c}_\omega = \omega(D - \omega L)^{-1}\mathbf{b}$, the SOR technique has the form

$$\mathbf{x}^{(k)} = T_\omega \mathbf{x}^{(k-1)} + \mathbf{c}_\omega. \quad (7.18)$$

EXAMPLE 3

The linear system $A\mathbf{x} = \mathbf{b}$ given by

$$\begin{aligned} 4x_1 + 3x_2 &= 24, \\ 3x_1 + 4x_2 - x_3 &= 30, \\ -x_2 + 4x_3 &= -24, \end{aligned}$$

has the solution $(3, 4, -5)^t$. The Gauss-Seidel method and the SOR method with $\omega = 1.25$ will be used to solve this system, using $\mathbf{x}^{(0)} = (1, 1, 1)^t$ for both methods. For each $k = 1, 2, \dots$, the equations for the Gauss-Seidel method are

$$\begin{aligned} x_1^{(k)} &= -0.75x_2^{(k-1)} + 6, \\ x_2^{(k)} &= -0.75x_1^{(k)} + 0.25x_3^{(k-1)} + 7.5, \\ x_3^{(k)} &= 0.25x_2^{(k)} - 6, \end{aligned}$$

and the equations for the SOR method with $\omega = 1.25$ are

$$\begin{aligned} x_1^{(k)} &= -0.25x_1^{(k-1)} - 0.9375x_2^{(k-1)} + 7.5, \\ x_2^{(k)} &= -0.9375x_1^{(k)} - 0.25x_2^{(k-1)} + 0.3125x_3^{(k-1)} + 9.375, \\ x_3^{(k)} &= 0.3125x_2^{(k)} - 0.25x_3^{(k-1)} - 7.5. \end{aligned}$$

The first seven iterates for each method are listed in Tables 7.3 and 7.4. For the iterates to be accurate to seven decimal places, the Gauss-Seidel method requires 34 iterations, as opposed to 14 iterations for the over-relaxation method with $\omega = 1.25$. ■

Table 7.3 Gauss-Seidel

k	0	1	2	3	4	5	6	7
$x_1^{(k)}$	1	5.250000	3.1406250	3.0878906	3.0549316	3.0343323	3.0214577	3.0134110
$x_2^{(k)}$	1	3.812500	3.8828125	3.9267578	3.9542236	3.9713898	3.9821186	3.9888241
$x_3^{(k)}$	1	-5.046875	-5.0292969	-5.0183105	-5.0114441	-5.0071526	-5.0044703	-5.0027940

Table 7.4 SOR with $\omega = 1.25$

k	0	1	2	3	4	5	6	7
$x_1^{(k)}$	1	6.312500	2.6223145	3.1333027	2.9570512	3.0037211	2.9963276	3.0000498
$x_2^{(k)}$	1	3.5195313	3.9585266	4.0102646	4.0074838	4.0029250	4.0009262	4.0002586
$x_3^{(k)}$	1	-6.6501465	-4.6004238	-5.0966863	-4.9734897	-5.0057135	-4.9982822	-5.0003486

The obvious question to ask is how the appropriate value of ω is chosen. Although no complete answer to this question is known for the general $n \times n$ linear system, the following results can be used in certain situations.

Theorem 7.24 (Kahan)

If $a_{ii} \neq 0$, for each $i = 1, 2, \dots, n$, then $\rho(T_\omega) \geq |\omega - 1|$. This implies that the SOR method can converge only if $0 < \omega < 2$. ■

The proof of this theorem is considered in Exercise 13. The proof of the next two results can be found in [Or2, pp. 123–133]. These results will be used in Chapter 12.

Theorem 7.25 (Ostrowski-Reich)

If A is a positive definite matrix and $0 < \omega < 2$, then the SOR method converges for any choice of initial approximate vector $\mathbf{x}^{(0)}$. ■

Theorem 7.26 If A is positive definite and tridiagonal, then $\rho(T_g) = [\rho(T_j)]^2 < 1$, and the optimal choice of ω for the SOR method is

$$\omega = \frac{2}{1 + \sqrt{1 - [\rho(T_j)]^2}}.$$

With this choice of ω , we have $\rho(T_\omega) = \omega - 1$. ■

EXAMPLE 4 The matrix

$$A = \begin{bmatrix} 4 & 3 & 0 \\ 3 & 4 & -1 \\ 0 & -1 & 4 \end{bmatrix},$$

given in Example 3, is positive definite and tridiagonal, so Theorem 7.26 applies. Since

$$T_j = D^{-1}(L + U) = \begin{bmatrix} \frac{1}{4} & 0 & 0 \\ 0 & \frac{1}{4} & 0 \\ 0 & 0 & \frac{1}{4} \end{bmatrix} \begin{bmatrix} 0 & -3 & 0 \\ -3 & 0 & 1 \\ 0 & 1 & 0 \end{bmatrix} = \begin{bmatrix} 0 & -0.75 & 0 \\ -0.75 & 0 & 0.25 \\ 0 & 0.25 & 0 \end{bmatrix},$$

we have

$$T_j - \lambda I = \begin{bmatrix} -\lambda & -0.75 & 0 \\ -0.75 & -\lambda & 0.25 \\ 0 & 0.25 & -\lambda \end{bmatrix},$$

so

$$\det(T_j - \lambda I) = -\lambda(\lambda^2 - 0.625).$$

Thus,

$$\rho(T_j) = \sqrt{0.625}$$

and

$$\omega = \frac{2}{1 + \sqrt{1 - [\rho(T_j)]^2}} = \frac{2}{1 + \sqrt{1 - 0.625}} \approx 1.24.$$

This explains the rapid convergence obtained in Example 1 when using $\omega = 1.25$. ■

We close this section with Algorithm 7.3 for the SOR method.

ALGORITHM
7.3

SOR

To solve $A\mathbf{x} = \mathbf{b}$ given the parameter ω and an initial approximation $\mathbf{x}^{(0)}$:

INPUT the number of equations and unknowns n ; the entries a_{ij} , $1 \leq i, j \leq n$, of the matrix A ; the entries b_i , $1 \leq i \leq n$, of \mathbf{b} ; the entries XO_i , $1 \leq i \leq n$, of $\mathbf{XO} = \mathbf{x}^{(0)}$; the parameter ω ; tolerance TOL ; maximum number of iterations N .

OUTPUT the approximate solution x_1, \dots, x_n or a message that the number of iterations was exceeded.

Step 1 Set $k = 1$.

Step 2 While ($k \leq N$) do Steps 3–6.

Step 3 For $i = 1, \dots, n$

$$\text{set } x_i = (1 - \omega)XO_i + \frac{\omega(-\sum_{j=1}^{i-1} a_{ij}x_j - \sum_{j=i+1}^n a_{ij}XO_j + b_i)}{a_{ii}}.$$

Step 4 If $\|\mathbf{x} - \mathbf{XO}\| < TOL$ then **OUTPUT** (x_1, \dots, x_n) ;
(The procedure was successful.)
STOP.

Step 5 Set $k = k + 1$.

Step 6 For $i = 1, \dots, n$ set $XO_i = x_i$.

Step 7 OUTPUT ('Maximum number of iterations exceeded');
(The procedure was successful.)
STOP. ■

EXERCISE SET 7.3

1. Find the first two iterations of the Jacobi method for the following linear systems, using $\mathbf{x}^{(0)} = \mathbf{0}$:

a.
$$\begin{aligned} 3x_1 - x_2 + x_3 &= 1, \\ 3x_1 + 6x_2 + 2x_3 &= 0, \\ 3x_1 + 3x_2 + 7x_3 &= 4. \end{aligned}$$

b.
$$\begin{aligned} 10x_1 - x_2 &= 9, \\ -x_1 + 10x_2 - 2x_3 &= 7, \\ -2x_2 + 10x_3 &= 6. \end{aligned}$$

c.
$$\begin{aligned} 10x_1 + 5x_2 &= 6, \\ 5x_1 + 10x_2 - 4x_3 &= 25, \\ -4x_2 + 8x_3 - x_4 &= -11, \\ -x_3 + 5x_4 &= -11. \end{aligned}$$

d.
$$\begin{aligned} 4x_1 + x_2 - x_3 + x_4 &= -2, \\ x_1 + 4x_2 - x_3 - x_4 &= -1, \\ -x_1 - x_2 + 5x_3 + x_4 &= 0, \\ x_1 - x_2 + x_3 + 3x_4 &= 1. \end{aligned}$$

e.
$$\begin{aligned} 4x_1 + x_2 + x_3 + x_5 &= 6, \\ -x_1 - 3x_2 + x_3 + x_4 &= 6, \\ 2x_1 + x_2 + 5x_3 - x_4 - x_5 &= 6, \\ -x_1 - x_2 - x_3 + 4x_4 &= 6, \\ 2x_2 - x_3 + x_4 + 4x_5 &= 6. \end{aligned}$$

f.
$$\begin{aligned} 4x_1 - x_2 - x_4 &= 0, \\ -x_1 + 4x_2 - x_3 - x_5 &= 5, \\ -x_2 + 4x_3 - x_6 &= 0, \\ -x_1 + 4x_4 - x_5 &= 6, \\ -x_2 - x_4 + 4x_5 - x_6 &= -2, \\ -x_3 - x_5 + 4x_6 &= 6. \end{aligned}$$

2. Repeat Exercise 1 using the Gauss-Seidel method.
3. Use the Jacobi method to solve the linear systems in Exercise 1, with $TOL = 10^{-3}$ in the l_∞ norm.
4. Repeat Exercise 3 using the Gauss-Seidel Algorithm.
5. Find the first two iterations of the SOR method with $\omega = 1.1$ for the following linear systems, using $\mathbf{x}^{(0)} = \mathbf{0}$:

a.
$$\begin{aligned} 3x_1 - x_2 + x_3 &= 1, \\ 3x_1 + 6x_2 + 2x_3 &= 0, \\ 3x_1 + 3x_2 + 7x_3 &= 4. \end{aligned}$$

b.
$$\begin{aligned} 10x_1 - x_2 &= 9, \\ -x_1 + 10x_2 - 2x_3 &= 7, \\ -2x_2 + 10x_3 &= 6. \end{aligned}$$

$$\begin{array}{ll} \text{c.} & \begin{array}{l} 10x_1 + 5x_2 = 6, \\ 5x_1 + 10x_2 - 4x_3 = 25, \\ -4x_2 + 8x_3 - x_4 = -11, \\ -x_3 + 5x_4 = -11. \end{array} \\ \text{d.} & \begin{array}{l} 4x_1 + x_2 - x_3 + x_4 = -2, \\ x_1 + 4x_2 - x_3 - x_4 = -1, \\ -x_1 - x_2 + 5x_3 + x_4 = 0, \\ x_1 - x_2 + x_3 + 3x_4 = 1. \end{array} \end{array}$$

$$\begin{array}{l} \text{e.} \\ 4x_1 + x_2 + x_3 + x_5 = 6, \\ -x_1 - 3x_2 + x_3 + x_4 = 6, \\ 2x_1 + x_2 + 5x_3 - x_4 - x_5 = 6, \\ -x_1 - x_2 - x_3 + 4x_4 = 6, \\ 2x_2 - x_3 + x_4 + 4x_5 = 6. \end{array}$$

$$\begin{array}{l} \text{f.} \\ 4x_1 - x_2 - x_4 = 0, \\ -x_1 + 4x_2 - x_3 - x_5 = 5, \\ -x_2 + 4x_3 - x_6 = 0, \\ -x_1 + 4x_4 - x_5 = 6, \\ -x_2 - x_4 + 4x_5 - x_6 = -2, \\ -x_3 - x_5 + 4x_6 = 6. \end{array}$$

6. Repeat Exercise 1 using $\omega = 1.3$.
7. Use the SOR method with $\omega = 1.2$ to solve the linear systems in Exercise 5 with a tolerance $TOL = 10^{-3}$ in the l_∞ norm.
8. Determine which matrices in Exercise 5 are tridiagonal and positive definite. Repeat Exercise 7 for these matrices using the optimal choice of ω .
9. The linear system

$$\begin{array}{l} 2x_1 - x_2 + x_3 = -1, \\ 2x_1 + 2x_2 + 2x_3 = 4, \\ -x_1 - x_2 + 2x_3 = -5 \end{array}$$

has the solution $(1, 2, -1)^t$.

- a. Show that $\rho(T_j) = \frac{\sqrt{5}}{2} > 1$.
 - b. Show that the Jacobi method with $\mathbf{x}^{(0)} = \mathbf{0}$ fails to give a good approximation after 25 iterations.
 - c. Show that $\rho(T_g) = \frac{1}{2}$.
 - d. Use the Gauss-Seidel method with $\mathbf{x}^{(0)} = \mathbf{0}$ to approximate the solution to the linear system to within 10^{-5} in the l_∞ norm.
10. The linear system

$$\begin{array}{l} x_1 + 2x_2 - 2x_3 = 7, \\ x_1 + x_2 + x_3 = 2, \\ 2x_1 + 2x_2 + x_3 = 5 \end{array}$$

has the solution $(1, 2, -1)^t$.

- a. Show that $\rho(T_j) = 0$.
- b. Use the Jacobi method with $\mathbf{x}^{(0)} = \mathbf{0}$ to approximate the solution to the linear system to within 10^{-5} in the l_∞ norm.
- c. Show that $\rho(T_g) = 2$.
- d. Show that the Gauss-Seidel method applied as in part (b) fails to give a good approximation in 25 iterations.

11. a. Prove that

$$\|\mathbf{x}^{(k)} - \mathbf{x}\| \leq \|T\|^k \|\mathbf{x}^{(0)} - \mathbf{x}\| \quad \text{and} \quad \|\mathbf{x}^{(k)} - \mathbf{x}\| \leq \frac{\|T\|^k}{1 - \|T\|} \|\mathbf{x}^{(1)} - \mathbf{x}^{(0)}\|,$$

where T is an $n \times n$ matrix with $\|T\| < 1$ and

$$\mathbf{x}^{(k)} = T\mathbf{x}^{(k-1)} + \mathbf{c}, \quad k = 1, 2, \dots,$$

with $\mathbf{x}^{(0)}$ arbitrary, $\mathbf{c} \in \mathbb{R}^n$, and $\mathbf{x} = T\mathbf{x} + \mathbf{c}$.

- b. Apply the bounds to Exercise 1, when possible, using the l_∞ norm.
12. Show that if A is strictly diagonally dominant, then $\|T_j\|_\infty < 1$.
13. Prove Theorem 7.24. [Hint: If $\lambda_1, \dots, \lambda_n$ are eigenvalues of T_ω , then $\det T_\omega = \prod_{i=1}^n \lambda_i$. Since $\det D^{-1} = \det(D - \omega L)^{-1}$ and the determinant of a product of matrices is the product of the determinants of the factors, the result follows from Eq. (7.17).]
14. Suppose that an object can be at any one of $n + 1$ equally spaced points x_0, x_1, \dots, x_n . When an object is at location x_i , it is equally likely to move to either x_{i-1} or x_{i+1} and cannot directly move to any other location. Consider the probabilities $\{P_i\}_{i=0}^n$ that an object starting at location x_i will reach the left endpoint x_0 before reaching the right endpoint x_n . Clearly, $P_0 = 1$ and $P_n = 0$. Since the object can move to x_i only from x_{i-1} or x_{i+1} and does so with probability $\frac{1}{2}$ for each of these locations,

$$P_i = \frac{1}{2}P_{i-1} + \frac{1}{2}P_{i+1}, \quad \text{for each } i = 1, 2, \dots, n-1.$$

- a. Show that

$$\begin{bmatrix} 1 & -\frac{1}{2} & 0 & \cdots & \cdots & \cdots & 0 \\ -\frac{1}{2} & 1 & -\frac{1}{2} & \cdots & \cdots & \cdots & 0 \\ 0 & -\frac{1}{2} & 1 & \cdots & \cdots & \cdots & 0 \\ \vdots & \vdots & \vdots & \ddots & \ddots & \ddots & \vdots \\ \vdots & \vdots & \vdots & \vdots & -\frac{1}{2} & 1 & -\frac{1}{2} \\ 0 & \cdots & \cdots & \cdots & 0 & -\frac{1}{2} & 1 \end{bmatrix} \begin{bmatrix} P_1 \\ P_2 \\ \vdots \\ P_{n-1} \end{bmatrix} = \begin{bmatrix} \frac{1}{2} \\ 0 \\ \vdots \\ 0 \end{bmatrix}.$$

- b. Solve this system using $n = 10, 50,$ and 100 .
- c. Change the probabilities to α and $1 - \alpha$ for movement to the left and right, respectively, and derive the linear system similar to the one in part (a).
- d. Repeat part (b) with $\alpha = \frac{1}{3}$.
15. Use all the applicable methods in this section to solve the linear system $A\mathbf{x} = \mathbf{b}$ to within 10^{-5} in the l_∞ norm, where the entries of A are

$$a_{i,j} = \begin{cases} 2i, & \text{when } j = i \text{ and } i = 1, 2, \dots, 80, \\ 0.5i, & \text{when } \begin{cases} j = i + 2 \text{ and } i = 1, 2, \dots, 78, \\ j = i - 2 \text{ and } i = 3, 4, \dots, 80, \end{cases} \\ 0.25i, & \text{when } \begin{cases} j = i + 4 \text{ and } i = 1, 2, \dots, 76, \\ j = i - 4 \text{ and } i = 5, 6, \dots, 80, \end{cases} \\ 0, & \text{otherwise,} \end{cases}$$

and those of \mathbf{b} are $b_i = \pi$, for each $i = 1, 2, \dots, 80$.

16. Suppose that A is a positive definite.
- Show that we can write $A = D - L - L'$, where D is diagonal with $d_{ii} > 0$ for each $1 \leq i \leq n$ and L is lower triangular. Further, show that $D - L$ is nonsingular.
 - Let $T_g = (D - L)^{-1}L'$ and $P = A - T_g'AT_g$. Show that P is symmetric.
 - Show that T_g can also be written as $T_g = I - (D - L)^{-1}A$.
 - Let $Q = (D - L)^{-1}A$. Show that $T_g = I - Q$ and $P = Q'[AQ^{-1} - A + (Q')^{-1}A]Q$.
 - Show that $P = Q'DQ$ and P is positive definite.
 - Let λ be an eigenvalue of T_g with eigenvector $\mathbf{x} \neq \mathbf{0}$. Use part (b) to show that $\mathbf{x}'P\mathbf{x} > 0$ implies that $|\lambda| < 1$.
 - Show that T_g is convergent and prove that the Gauss-Seidel method converges.
17. Extend the method of proof in Exercise 16 to the SOR method with $0 < \omega < 2$.
18. The forces on the bridge truss described in the opening to this chapter satisfy the equations in the following table:

Joint	Horizontal Component	Vertical Component
①	$-F_1 + \frac{\sqrt{2}}{2}f_1 + f_2 = 0$	$\frac{\sqrt{2}}{2}f_1 - F_2 = 0$
②	$-\frac{\sqrt{2}}{2}f_1 + \frac{\sqrt{3}}{2}f_4 = 0$	$-\frac{\sqrt{2}}{2}f_1 - f_3 + \frac{1}{2}f_4 = 0$
③	$-f_2 + f_5 = 0$	$f_3 - 10,000 = 0$
④	$-\frac{\sqrt{3}}{2}f_4 - f_5 = 0$	$\frac{1}{2}f_4 - F_3 = 0$

This linear system can be placed in the matrix form

$$\begin{bmatrix} -1 & 0 & 0 & \frac{\sqrt{2}}{2} & 1 & 0 & 0 & 0 \\ 0 & -1 & 0 & \frac{\sqrt{2}}{2} & 0 & 0 & 0 & 0 \\ 0 & 0 & -1 & 0 & 0 & 0 & \frac{1}{2} & 0 \\ 0 & 0 & 0 & -\frac{\sqrt{2}}{2} & 0 & -1 & \frac{1}{2} & 0 \\ 0 & 0 & 0 & 0 & -1 & 0 & 0 & 1 \\ 0 & 0 & 0 & 0 & 0 & 1 & 0 & 0 \\ 0 & 0 & 0 & -\frac{\sqrt{2}}{2} & 0 & 0 & \frac{\sqrt{3}}{2} & 0 \\ 0 & 0 & 0 & 0 & 0 & 0 & -\frac{\sqrt{3}}{2} & -1 \end{bmatrix} \begin{bmatrix} F_1 \\ F_2 \\ F_3 \\ f_1 \\ f_2 \\ f_3 \\ f_4 \\ f_5 \end{bmatrix} = \begin{bmatrix} 0 \\ 0 \\ 0 \\ 0 \\ 0 \\ 10,000 \\ 0 \\ 0 \end{bmatrix}.$$

- Explain why the system of equations was reordered.
- Approximate the solution of the resulting linear system to within 10^{-2} in the l_∞ norm using as initial approximation the vector all of whose entries are 1s and (i) the Gauss-Seidel method, (ii) the Jacobi method, and (iii) the SOR method with $\omega = 1.25$.

7.4 Error Bounds and Iterative Refinement

It seems intuitively reasonable that if $\tilde{\mathbf{x}}$ is an approximation to the solution \mathbf{x} of $A\mathbf{x} = \mathbf{b}$ and the residual vector $\mathbf{r} = \mathbf{b} - A\tilde{\mathbf{x}}$ has the property that $\|\mathbf{r}\| = \|\mathbf{b} - A\tilde{\mathbf{x}}\|$ is small, then $\|\mathbf{x} - \tilde{\mathbf{x}}\|$ would be small as well. This is often the case, but certain systems, which occur frequently in practice, fail to have this property.

EXAMPLE 1 The linear system $A\mathbf{x} = \mathbf{b}$ given by

$$\begin{bmatrix} 1 & 2 \\ 1.0001 & 2 \end{bmatrix} \begin{bmatrix} x_1 \\ x_2 \end{bmatrix} = \begin{bmatrix} 3 \\ 3.0001 \end{bmatrix}$$

has the unique solution $\mathbf{x} = (1, 1)^t$. The poor approximation $\tilde{\mathbf{x}} = (3, 0)^t$ has the residual vector

$$\mathbf{r} = \mathbf{b} - A\tilde{\mathbf{x}} = \begin{bmatrix} 3 \\ 3.0001 \end{bmatrix} - \begin{bmatrix} 1 & 2 \\ 1.0001 & 2 \end{bmatrix} \begin{bmatrix} 3 \\ 0 \end{bmatrix} = \begin{bmatrix} 0 \\ -0.0002 \end{bmatrix},$$

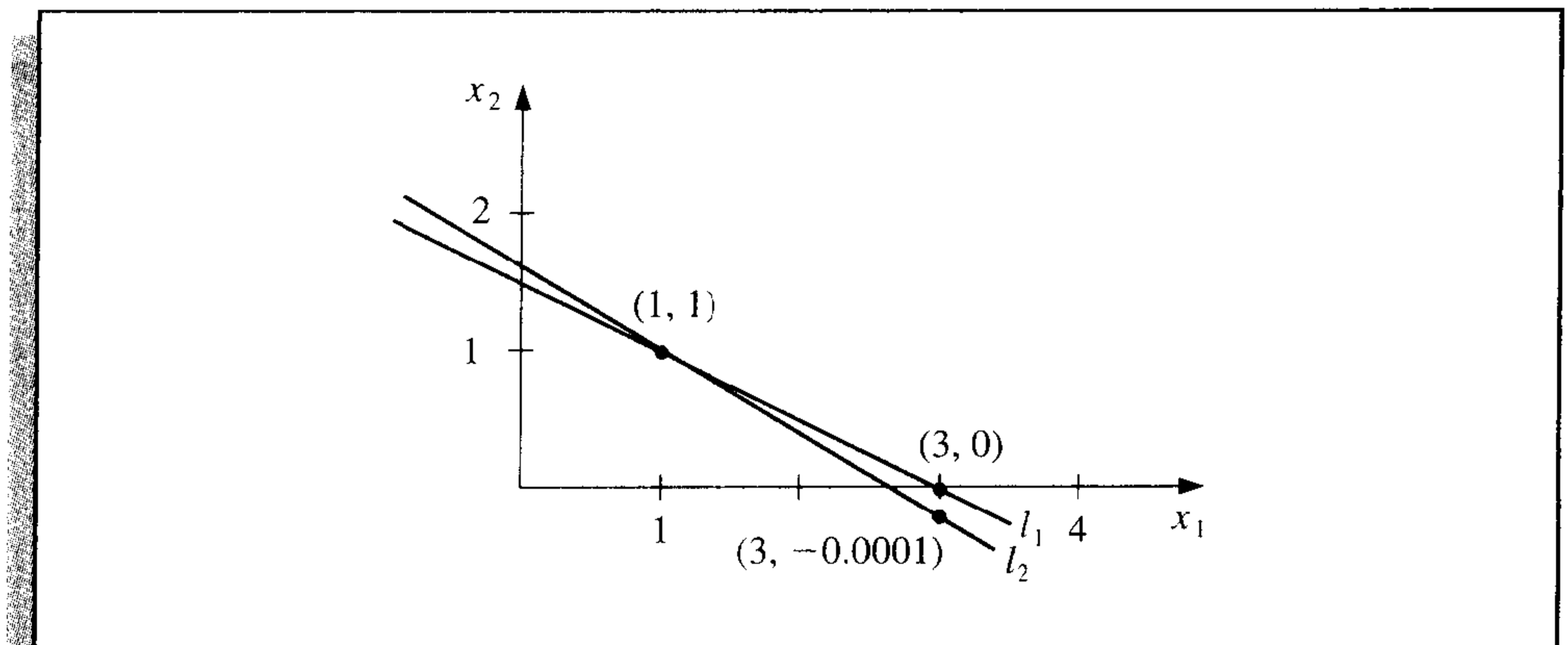
so $\|\mathbf{r}\|_\infty = 0.0002$. Although the norm of the residual vector is small, the approximation $\tilde{\mathbf{x}} = (3, 0)^t$ is obviously quite poor; in fact, $\|\mathbf{x} - \tilde{\mathbf{x}}\|_\infty = 2$. ■

The difficulty in Example 1 is explained quite simply by noting that the solution to the system represents the intersection of the lines

$$l_1 : x_1 + 2x_2 = 3 \quad \text{and} \quad l_2 : 1.0001x_1 + 2x_2 = 3.0001.$$

The point $(3, 0)$ lies on l_1 , and the lines are nearly parallel. This implies that $(3, 0)$ also lies close to l_2 , even though it differs significantly from the solution of the system, given by the intersection point $(1, 1)$. (See Figure 7.7.)

Figure 7.7



Example 1 was clearly constructed to show the difficulties that can—and, in fact, do—arise. Had the lines not been nearly coincident, we would expect a small residual vector to imply an accurate approximation.

In the general situation, we cannot rely on the geometry of the system to give an indication of when problems might occur. We can, however, obtain this information by considering the norms of the matrix A and its inverse.

Theorem 7.27

Suppose that $\tilde{\mathbf{x}}$ is an approximation to the solution of $A\mathbf{x} = \mathbf{b}$, A is a nonsingular matrix, and \mathbf{r} is the residual vector for $\tilde{\mathbf{x}}$. Then for any natural norm,

$$\|\mathbf{x} - \tilde{\mathbf{x}}\| \leq \|\mathbf{r}\| \cdot \|A^{-1}\|$$

and if $\mathbf{x} \neq \mathbf{0}$ and $\mathbf{b} \neq \mathbf{0}$,

$$\frac{\|\mathbf{x} - \tilde{\mathbf{x}}\|}{\|\mathbf{x}\|} \leq \|A\| \cdot \|A^{-1}\| \frac{\|\mathbf{r}\|}{\|\mathbf{b}\|}. \quad (7.19)$$

■

Proof Since $\mathbf{r} = \mathbf{b} - A\tilde{\mathbf{x}} = A\mathbf{x} - A\tilde{\mathbf{x}}$ and A is nonsingular, $\mathbf{x} - \tilde{\mathbf{x}} = A^{-1}\mathbf{r}$. Theorem 7.11 in Section 7.1 implies that

$$\|\mathbf{x} - \tilde{\mathbf{x}}\| = \|A^{-1}\mathbf{r}\| \leq \|A^{-1}\| \cdot \|\mathbf{r}\|.$$

Moreover, since $\mathbf{b} = A\mathbf{x}$, we have $\|\mathbf{b}\| \leq \|A\| \cdot \|\mathbf{x}\|$, so $1/\|\mathbf{x}\| \leq \|A\|/\|\mathbf{b}\|$ and

$$\frac{\|\mathbf{x} - \tilde{\mathbf{x}}\|}{\|\mathbf{x}\|} \leq \frac{\|A\| \cdot \|A^{-1}\|}{\|A\|} \|\mathbf{r}\|. \quad \dots$$

The inequalities in Theorem 7.27 imply that $\|A^{-1}\|$ and $\|A\| \cdot \|A^{-1}\|$ provide an indication of the connection between the residual vector and the accuracy of the approximation. In general, the relative error $\|\mathbf{x} - \tilde{\mathbf{x}}\|/\|\mathbf{x}\|$ is of most interest, and, by Inequality (7.19), this error is bounded by the product of $\|A\| \cdot \|A^{-1}\|$ with the relative residual for this approximation, $\|\mathbf{r}\|/\|\mathbf{b}\|$. Any convenient norm can be used for this approximation; the only requirement is that it be used consistently throughout.

Definition 7.28 The **condition number** of the nonsingular matrix A relative to a norm $\|\cdot\|$ is

$$K(A) = \|A\| \cdot \|A^{-1}\|. \quad \blacksquare$$

With this notation, the inequalities in Theorem 7.27 become

$$\|\mathbf{x} - \tilde{\mathbf{x}}\| \leq K(A) \frac{\|\mathbf{r}\|}{\|A\|}$$

and

$$\frac{\|\mathbf{x} - \tilde{\mathbf{x}}\|}{\|\mathbf{x}\|} \leq K(A) \frac{\|\mathbf{r}\|}{\|\mathbf{b}\|}.$$

For any nonsingular matrix A and natural norm $\|\cdot\|$,

$$1 = \|I\| = \|A \cdot A^{-1}\| \leq \|A\| \cdot \|A^{-1}\| = K(A).$$

A matrix A is **well-conditioned** if $K(A)$ is close to 1, and is **ill-conditioned** when $K(A)$ is significantly greater than 1. Conditioning in this context refers to the relative security that a small residual vector implies a correspondingly accurate approximate solution.

EXAMPLE 2 The matrix for the system considered in Example 1 was

$$A = \begin{bmatrix} 1 & 2 \\ 1.0001 & 2 \end{bmatrix},$$

which has $\|A\|_\infty = 3.0001$. This norm would not be considered large. However,

$$A^{-1} = \begin{bmatrix} -10000 & 10000 \\ 5000.5 & -5000 \end{bmatrix}, \quad \text{so} \quad \|A^{-1}\|_\infty = 20000,$$

and for the infinity norm, $K(A) = (20000)(3.0001) = 60002$. The size of the condition number for this example should certainly keep us from making hasty accuracy decisions based on the residual of an approximation. ■

In Maple the condition number K_∞ can be computed as follows:

```
>with(linalg);
>A:=matrix(2,2,[1,2,1.0001,2]);
>cond(A);
```

60002.00000

Although the condition number of a matrix depends totally on the norms of the matrix and its inverse, in practice the calculation of the inverse is subject to roundoff error and is dependent on the accuracy with which the calculations are performed. If the operations involve arithmetic with t digits of accuracy, the approximate condition number for the matrix A is the norm of the matrix times the norm of the approximation to the inverse of A , which is obtained using t -digit arithmetic. In fact, this condition number also depends on the method used to calculate the inverse of A .

If we assume that the approximate solution to the linear system $A\mathbf{x} = \mathbf{b}$ is being determined using t -digit arithmetic and Gaussian elimination, it can be shown (see [FM, pp. 45–47]) that the residual vector \mathbf{r} for the approximation $\tilde{\mathbf{x}}$ has

$$\|\mathbf{r}\| \approx 10^{-t} \|A\| \cdot \|\tilde{\mathbf{x}}\|. \quad (7.20)$$

From this approximation, an estimate for the effective condition number in t -digit arithmetic can be obtained without having to invert the matrix A . In actuality, this approximation assumes that all the arithmetic operations in the Gaussian elimination technique are performed using t -digit arithmetic but that the operations needed to determine the residual are done in double-precision (that is, $2t$ -digit) arithmetic. This technique does not add significantly to the computational effort and eliminates much of the loss of accuracy involved with the subtraction of the nearly equal numbers that occur in the calculation of the residual.

The approximation for the t -digit condition number $K(A)$ comes from consideration of the linear system

$$A\mathbf{y} = \mathbf{r}.$$

The solution to this system can be readily approximated since the multipliers for the Gaussian elimination method have already been calculated. In fact $\tilde{\mathbf{y}}$, the approximate solution of $A\mathbf{y} = \mathbf{r}$, satisfies

$$\tilde{\mathbf{y}} \approx A^{-1}\mathbf{r} = A^{-1}(\mathbf{b} - A\tilde{\mathbf{x}}) = A^{-1}\mathbf{b} - A^{-1}A\tilde{\mathbf{x}} = \mathbf{x} - \tilde{\mathbf{x}}; \quad (7.21)$$

and

$$\mathbf{x} \approx \tilde{\mathbf{x}} + \tilde{\mathbf{y}}.$$

So $\tilde{\mathbf{y}}$ is an estimate of the error produced when $\tilde{\mathbf{x}}$ approximates the solution \mathbf{x} to the original system. Equations (7.20) and (7.21) imply that

$$\|\tilde{\mathbf{y}}\| \approx \|\mathbf{x} - \tilde{\mathbf{x}}\| = \|A^{-1}\mathbf{r}\| \leq \|A^{-1}\| \cdot \|\mathbf{r}\| \approx \|A^{-1}\| (10^{-t}\|A\| \cdot \|\tilde{\mathbf{x}}\|) = 10^{-t}\|\tilde{\mathbf{x}}\|K(A).$$

This gives an approximation for the condition number involved with solving the system $A\mathbf{x} = \mathbf{b}$ using Gaussian elimination and the t -digit type of arithmetic just described:

$$K(A) \approx \frac{\|\tilde{\mathbf{y}}\|}{\|\tilde{\mathbf{x}}\|} 10^t. \quad (7.22)$$

EXAMPLE 3 The linear system given by

$$\begin{bmatrix} 3.3330 & 15920 & -10.333 \\ 2.2220 & 16.710 & 9.6120 \\ 1.5611 & 5.1791 & 1.6852 \end{bmatrix} \begin{bmatrix} x_1 \\ x_2 \\ x_3 \end{bmatrix} = \begin{bmatrix} 15913 \\ 28.544 \\ 8.4254 \end{bmatrix}$$

has the exact solution $\mathbf{x} = (1, 1, 1)^t$.

Using Gaussian elimination and five-digit rounding arithmetic leads successively to the augmented matrices

$$\begin{bmatrix} 3.3330 & 15920 & -10.333 & \vdots & 15913 \\ 0 & -10596 & 16.501 & \vdots & 10580 \\ 0 & -7451.4 & 6.5250 & \vdots & -7444.9 \end{bmatrix}$$

and

$$\begin{bmatrix} 3.3330 & 15920 & -10.333 & \vdots & 15913 \\ 0 & -10596 & 16.501 & \vdots & -10580 \\ 0 & 0 & -5.0790 & \vdots & -4.7000 \end{bmatrix}.$$

The approximate solution to this system is

$$\tilde{\mathbf{x}} = (1.2001, 0.99991, 0.92538)^t.$$

The residual vector corresponding to $\tilde{\mathbf{x}}$ is computed in double precision to be

$$\begin{aligned} \mathbf{r} &= \mathbf{b} - A\tilde{\mathbf{x}} \\ &= \begin{bmatrix} 15913 \\ 28.544 \\ 8.4254 \end{bmatrix} - \begin{bmatrix} 3.3330 & 15920 & -10.333 \\ 2.2220 & 16.710 & 9.6120 \\ 1.5611 & 5.1791 & 1.6852 \end{bmatrix} \begin{bmatrix} 1.2001 \\ 0.99991 \\ 0.92538 \end{bmatrix} \\ &= \begin{bmatrix} 15913 \\ 28.544 \\ 8.4254 \end{bmatrix} - \begin{bmatrix} 15913.00518 \\ 28.26987086 \\ 8.611560367 \end{bmatrix} = \begin{bmatrix} -0.00518 \\ 0.27412914 \\ -0.186160367 \end{bmatrix}, \end{aligned}$$

so

$$\|\mathbf{r}\|_{\infty} = 0.27413.$$

The estimate for the condition number given in the preceding discussion is obtained by first solving the system $A\mathbf{y} = \mathbf{r}$ for $\tilde{\mathbf{y}}$:

$$\begin{bmatrix} 3.3330 & 15920 & -10.333 \\ 2.2220 & 16.710 & 9.6120 \\ 1.5611 & 5.1791 & 1.6852 \end{bmatrix} \begin{bmatrix} y_1 \\ y_2 \\ y_3 \end{bmatrix} = \begin{bmatrix} -0.00518 \\ 0.27413 \\ -0.18616 \end{bmatrix}.$$

This implies that $\tilde{\mathbf{y}} = (-0.20008, 8.9987 \times 10^{-5}, 0.074607)^t$. Using the estimate in Eq. (7.22) gives

$$K(A) \approx 10^5 \frac{\|\tilde{\mathbf{y}}\|_\infty}{\|\tilde{\mathbf{x}}\|_\infty} = \frac{10^5(0.20008)}{1.2001} = 16672. \quad (7.23)$$

To determine the *exact* condition number of A , we first must construct A^{-1} . Using five-digit rounding arithmetic for the calculations gives the approximation:

$$A^{-1} = \begin{bmatrix} -1.1701 \times 10^{-4} & -1.4983 \times 10^{-1} & 8.5416 \times 10^{-1} \\ 6.2782 \times 10^{-5} & 1.2124 \times 10^{-4} & -3.0662 \times 10^{-4} \\ -8.6631 \times 10^{-5} & 1.3846 \times 10^{-1} & -1.9689 \times 10^{-1} \end{bmatrix}.$$

Theorem 7.11 implies that $\|A^{-1}\|_\infty = 1.0041$ and $\|A\|_\infty = 15934$.

As a consequence, the ill-conditioned matrix A has

$$K(A) = (1.0041)(15934) = 15999.$$

The estimate in (7.23) is quite close to $K(A)$ and requires considerably less computational effort.

Since the actual solution $\mathbf{x} = (1, 1, 1)^t$ is known for this system, we can calculate both

$$\|\mathbf{x} - \tilde{\mathbf{x}}\|_\infty = 0.2001 \quad \text{and} \quad \frac{\|\mathbf{x} - \tilde{\mathbf{x}}\|_\infty}{\|\mathbf{x}\|_\infty} = \frac{0.2001}{1} = 0.2001.$$

The error bounds given in Theorem 7.27 for these values are

$$\|\mathbf{x} - \tilde{\mathbf{x}}\|_\infty \leq K(A) \frac{\|\mathbf{r}\|_\infty}{\|A\|_\infty} = \frac{(15999)(0.27413)}{15934} = 0.27525$$

and

$$\frac{\|\mathbf{x} - \tilde{\mathbf{x}}\|_\infty}{\|\mathbf{x}\|_\infty} \leq K(A) \frac{\|\mathbf{r}\|_\infty}{\|\mathbf{b}\|_\infty} = \frac{(15999)(0.27413)}{15913} = 0.27561. \quad \blacksquare$$

In Eq. (7.21), we used the estimate $\tilde{\mathbf{y}} \approx \mathbf{x} - \tilde{\mathbf{x}}$, where $\tilde{\mathbf{y}}$ is the approximate solution to the system $A\mathbf{y} = \mathbf{r}$. In general, $\tilde{\mathbf{x}} + \tilde{\mathbf{y}}$ is a more accurate approximation to the solution of the linear system $A\mathbf{x} = \mathbf{b}$ than the original approximation $\tilde{\mathbf{x}}$. The method using this assumption is called **iterative refinement**, or iterative improvement, and consists of performing iterations on the system whose right-hand side is the residual vector for successive approximations until satisfactory accuracy results.

If the process is applied using t -digit arithmetic and if $K_\infty(A) \approx 10^q$, then after k iterations of iterative refinement the solution has approximately the smaller of t and $k(t - q)$ correct digits. If the system is well-conditioned, one or two iterations will indicate that the solution is accurate. There is the possibility of significant improvement on ill-conditioned systems unless the matrix A is so ill-conditioned that $K_\infty(A) > 10^t$. In that situation, increased precision should be used for the calculations.

Algorithm 7.4 implements the Iterative Refinement technique.

ALGORITHM

7.4

Iterative Refinement

To approximate the solution to the linear system $A\mathbf{x} = \mathbf{b}$:

INPUT the number of equations and unknowns n ; the entries a_{ij} , $1 \leq i, j \leq n$ of the matrix A ; the entries b_i , $1 \leq i \leq n$ of \mathbf{b} ; the maximum number of iterations N ; tolerance TOL ; number of digits of precision t .

OUTPUT the approximation $\mathbf{xx} = (xx_1, \dots, xx_n)^t$ or a message that the number of iterations was exceeded, and an approximation $COND$ to $K_\infty(A)$.

Step 0 Solve the system $A\mathbf{x} = \mathbf{b}$ for x_1, \dots, x_n by Gaussian elimination saving the multipliers m_{ji} , $j = i + 1, i + 2, \dots, n$, $i = 1, 2, \dots, n - 1$ and noting row interchanges.

Step 1 Set $k = 1$.

Step 2 While ($k \leq N$) do Steps 3–9.

Step 3 For $i = 1, 2, \dots, n$ (Calculate \mathbf{r} .)

$$\text{set } r_i = b_i - \sum_{j=1}^n a_{ij}x_j.$$

(Perform the computations in double-precision arithmetic.)

Step 4 Solve the linear system $A\mathbf{y} = \mathbf{r}$ by using Gaussian elimination in the same order as in Step 0.

Step 5 For $i = 1, \dots, n$ set $xx_i = x_i + y_i$.

Step 6 If $k = 1$ then set $COND = \frac{\|\mathbf{y}\|_\infty}{\|\mathbf{xx}\|_\infty} 10^t$.

Step 7 If $\|\mathbf{x} - \mathbf{xx}\|_\infty < TOL$ then OUTPUT (\mathbf{xx});
OUTPUT ($COND$);
(The procedure was successful.)
STOP.

Step 8 Set $k = k + 1$.

Step 9 For $i = 1, \dots, n$ set $x_i = xx_i$.

Step 10 OUTPUT ('Maximum number of iterations exceeded');
OUTPUT ($COND$);
(The procedure was unsuccessful.)
STOP. ■

If t -digit arithmetic is used, a recommended stopping procedure in Step 7 is to iterate until $|y_i^{(k)}| \leq 10^{-t}$, for each $i = 1, 2, \dots, n$.

EXAMPLE 4

In Example 3 we found the approximation to the problem we have been considering, using five-digit arithmetic and Gaussian elimination, to be

$$\tilde{\mathbf{x}}^{(1)} = (1.2001, 0.99991, 0.92538)^t$$

and the solution to $A\mathbf{y} = \mathbf{r}^{(1)}$ to be

$$\tilde{\mathbf{y}}^{(1)} = (-0.20008, 8.9987 \times 10^{-5}, 0.074607)^t.$$

By Step 5 in this algorithm,

$$\tilde{\mathbf{x}}^{(2)} = \tilde{\mathbf{x}}^{(1)} + \tilde{\mathbf{y}}^{(1)} = (1.0000, 1.0000, 0.99999)^t,$$

and the actual error in this approximation is

$$\|\mathbf{x} - \tilde{\mathbf{x}}^{(2)}\|_{\infty} = 1 \times 10^{-5}.$$

Using the suggested stopping technique for the algorithm, we compute $\mathbf{r}^{(2)} = \mathbf{b} - A\tilde{\mathbf{x}}^{(2)}$ and solve the system $A\mathbf{y}^{(2)} = \mathbf{r}^{(2)}$, which gives

$$\tilde{\mathbf{y}}^{(2)} = (1.5002 \times 10^{-9}, 2.0951 \times 10^{-10}, 1.0000 \times 10^{-5})^t.$$

Since $\|\tilde{\mathbf{y}}^{(2)}\|_{\infty} \leq 10^{-5}$, we conclude that

$$\tilde{\mathbf{x}}^{(3)} = \tilde{\mathbf{x}}^{(2)} + \tilde{\mathbf{y}}^{(2)} = (1.0000, 1.0000, 1.0000)^t$$

is sufficiently accurate, which is certainly correct. ■

Throughout this section it has been assumed that in the linear system $A\mathbf{x} = \mathbf{b}$, A and \mathbf{b} can be represented exactly. Realistically, the entries a_{ij} and b_j will be altered or perturbed by an amount δa_{ij} and δb_j , causing the linear system

$$(A + \delta A)\mathbf{x} = \mathbf{b} + \delta \mathbf{b}$$

to be solved in place of $A\mathbf{x} = \mathbf{b}$. Normally, if $\|\delta A\|$ and $\|\delta \mathbf{b}\|$ are small (on the order of 10^{-t}), the t -digit arithmetic should yield a solution $\tilde{\mathbf{x}}$ for which $\|\mathbf{x} - \tilde{\mathbf{x}}\|$ is correspondingly small. However, in the case of ill-conditioned systems, we have seen that even if A and \mathbf{b} are represented exactly, rounding errors can cause $\|\mathbf{x} - \tilde{\mathbf{x}}\|$ to be large. The following theorem relates the perturbations of linear systems to the condition number of a matrix. The proof of this result can be found in [Or2, p. 33].

Theorem 7.29 Suppose A is nonsingular and

$$\|\delta A\| < \frac{1}{\|A^{-1}\|}.$$

The solution $\tilde{\mathbf{x}}$ to $(A + \delta A)\tilde{\mathbf{x}} = \mathbf{b} + \delta \mathbf{b}$ approximates the solution \mathbf{x} of $A\mathbf{x} = \mathbf{b}$ with the error estimate

$$\frac{\|\mathbf{x} - \tilde{\mathbf{x}}\|}{\|\mathbf{x}\|} \leq \frac{K(A)\|A\|}{\|A\| - K(A)\|\delta A\|} \left(\frac{\|\delta \mathbf{b}\|}{\|\mathbf{b}\|} + \frac{\|\delta A\|}{\|A\|} \right). \quad (7.24)$$

■

The estimate in inequality (7.24) states that if the matrix A is well-conditioned (that is, $K(A)$ is not too large), then small changes in A and \mathbf{b} produce correspondingly small changes in the solution \mathbf{x} . If, on the other hand, A is ill-conditioned, then small changes in A and \mathbf{b} may produce large changes in \mathbf{x} .

The theorem is independent of the particular numerical procedure used to solve $A\mathbf{x} = \mathbf{b}$. It can be shown, by means of a backward error analysis (see [Wil1] or [Wil2]), that if Gaussian elimination with pivoting is used to solve $A\mathbf{x} = \mathbf{b}$ in t -digit arithmetic, the numerical solution $\tilde{\mathbf{x}}$ is the actual solution of a linear system:

$$(A + \delta A)\tilde{\mathbf{x}} = \mathbf{b}, \quad \text{where } \|\delta A\|_{\infty} \leq f(n)10^{1-t} \max_{i,j,k} |a_{ij}^{(k)}|.$$

Wilkinson found in practice that $f(n) \approx n$ and, at worst, $f(n) \leq 1.01(n^3 + 3n^2)$.

EXERCISE SET 7.4

1. Compute the condition numbers of the following matrices relative to $\|\cdot\|_{\infty}$.

a. $\begin{bmatrix} \frac{1}{2} & \frac{1}{3} \\ \frac{1}{3} & \frac{1}{4} \end{bmatrix}$

b. $\begin{bmatrix} 3.9 & 1.6 \\ 6.8 & 2.9 \end{bmatrix}$

c. $\begin{bmatrix} 1 & 2 \\ 1.00001 & 2 \end{bmatrix}$

d. $\begin{bmatrix} 1.003 & 58.09 \\ 5.550 & 321.8 \end{bmatrix}$

e. $\begin{bmatrix} 1 & -1 & -1 \\ 0 & 1 & -1 \\ 0 & 0 & -1 \end{bmatrix}$

f. $\begin{bmatrix} 0.04 & 0.01 & -0.01 \\ 0.2 & 0.5 & -0.2 \\ 1 & 2 & 4 \end{bmatrix}$

2. The following linear systems $A\mathbf{x} = \mathbf{b}$ have \mathbf{x} as the actual solution and $\tilde{\mathbf{x}}$ as an approximate solution. Using the results of Exercise 1, compute $\|\mathbf{x} - \tilde{\mathbf{x}}\|_{\infty}$ and $K_{\infty}(A) \frac{\|\mathbf{b} - A\tilde{\mathbf{x}}\|_{\infty}}{\|A\|_{\infty}}$.

a. $\frac{1}{2}x_1 + \frac{1}{3}x_2 = \frac{1}{63},$
 $\frac{1}{3}x_1 + \frac{1}{4}x_2 = \frac{1}{168},$

$$\mathbf{x} = \left(\frac{1}{7}, -\frac{1}{6}\right)'$$

$$\tilde{\mathbf{x}} = (0.142, -0.166)'$$

b. $3.9x_1 + 1.6x_2 = 5.5,$

$$6.8x_1 + 2.9x_2 = 9.7,$$

$$\mathbf{x} = (1, 1)'$$

$$\tilde{\mathbf{x}} = (0.98, 1.1)'$$

c. $x_1 + 2x_2 = 3,$
 $1.0001x_1 + 2x_2 = 3.0001,$

$$\mathbf{x} = (1, 1)'$$

$$\tilde{\mathbf{x}} = (0.96, 1.02)'$$

d. $1.003x_1 + 58.09x_2 = 68.12,$

$$5.550x_1 + 321.8x_2 = 377.3,$$

$$\mathbf{x} = (10, 1)'$$

$$\tilde{\mathbf{x}} = (-10, 1)'$$

$$\begin{aligned} \text{e. } x_1 - x_2 - x_3 &= 2\pi, \\ x_2 - x_3 &= 0, \\ -x_3 &= \pi. \end{aligned}$$

$$\begin{aligned} \mathbf{x} &= (0, -\pi, -\pi)', \\ \tilde{\mathbf{x}} &= (-0.1, -3.15, -3.14)'. \end{aligned}$$

$$\begin{aligned} \text{f. } 0.04x_1 + 0.01x_2 - 0.01x_3 &= 0.06, \\ 0.2x_1 + 0.5x_2 - 0.2x_3 &= 0.3, \\ x_1 + 2x_2 + 4x_3 &= 11, \end{aligned}$$

$$\begin{aligned} \mathbf{x} &= (1.827586, 0.6551724, 1.965517)', \\ \tilde{\mathbf{x}} &= (1.8, 0.64, 1.9)'. \end{aligned}$$

3. The linear system

$$\begin{bmatrix} 1 & 2 \\ 1.0001 & 2 \end{bmatrix} \begin{bmatrix} x_1 \\ x_2 \end{bmatrix} = \begin{bmatrix} 3 \\ 3.0001 \end{bmatrix}$$

has solution $(1, 1)'$. Change A slightly to

$$\begin{bmatrix} 1 & 2 \\ 0.9999 & 2 \end{bmatrix},$$

and consider the linear system

$$\begin{bmatrix} 1 & 2 \\ 0.9999 & 2 \end{bmatrix} \begin{bmatrix} x_1 \\ x_2 \end{bmatrix} = \begin{bmatrix} 3 \\ 3.0001 \end{bmatrix}.$$

Compute the new solution using five-digit rounding arithmetic, and compare the actual error to the estimate (7.24). Is A ill-conditioned?

4. The linear system $A\mathbf{x} = \mathbf{b}$ given by

$$\begin{bmatrix} 1 & 2 \\ 1.00001 & 2 \end{bmatrix} \begin{bmatrix} x_1 \\ x_2 \end{bmatrix} = \begin{bmatrix} 3 \\ 3.00001 \end{bmatrix}$$

has solution $(1, 1)'$. Use seven-digit rounding arithmetic to find the solution of the perturbed system

$$\begin{bmatrix} 1 & 2 \\ 1.000011 & 2 \end{bmatrix} \begin{bmatrix} x_1 \\ x_2 \end{bmatrix} = \begin{bmatrix} 3.00001 \\ 3.00003 \end{bmatrix},$$

and compare the actual error to the estimate (7.24). Is A ill-conditioned?

5. a. Use single precision on a computer to solve the following linear system using the Gaussian Elimination with Backward Substitution Algorithm 6.1.

$$\begin{aligned} \frac{1}{3}x_1 - \frac{1}{3}x_2 - \frac{1}{3}x_3 - \frac{1}{3}x_4 - \frac{1}{3}x_5 &= 1 \\ \frac{1}{3}x_2 - \frac{1}{3}x_3 - \frac{1}{3}x_4 - \frac{1}{3}x_5 &= 0 \\ \frac{1}{3}x_3 - \frac{1}{3}x_4 - \frac{1}{3}x_5 &= -1 \\ \frac{1}{3}x_4 - \frac{1}{3}x_5 &= 2 \\ \frac{1}{3}x_5 &= 7 \end{aligned}$$

- b. Compute the condition number of the matrix for the system relative to $\|\cdot\|_\infty$.
c. Find the exact solution to the linear system.

6. The $n \times n$ Hilbert matrix $H^{(n)}$ defined by

$$H_{ij}^{(n)} = \frac{1}{i+j-1}, \quad 1 \leq i, j \leq n,$$

is an ill-conditioned matrix that arises in solving the normal equations for the coefficients of the least-squares polynomial (see Example 1 of Section 8.2).

- a. Show that

$$[H^{(4)}]^{-1} = \begin{bmatrix} 16 & -120 & 240 & -140 \\ -120 & 1200 & -2700 & 1680 \\ 240 & -2700 & 6480 & -4200 \\ -140 & 1680 & -4200 & 2800 \end{bmatrix},$$

and compute $K_{\infty}(H^{(4)})$.

- b. Show that

$$[H^{(5)}]^{-1} = \begin{bmatrix} 25 & -300 & 1050 & -1400 & 630 \\ -300 & 4800 & -18900 & 26880 & -12600 \\ 1050 & -18900 & 79380 & -117600 & 56700 \\ -1400 & 26880 & -117600 & 179200 & -88200 \\ 630 & -12600 & 56700 & -88200 & 44100 \end{bmatrix},$$

and compute $K_{\infty}(H^{(5)})$.

- c. Solve the linear system

$$H^{(4)} \begin{bmatrix} x_1 \\ x_2 \\ x_3 \\ x_4 \end{bmatrix} = \begin{bmatrix} 1 \\ 0 \\ 0 \\ 1 \end{bmatrix}$$

using five-digit rounding arithmetic, and compare the actual error to that estimated in (7.24).

7. Show that if B is singular, then

$$\frac{1}{K(A)} \leq \frac{\|A - B\|}{\|A\|}.$$

[Hint: There exists a vector with $\|\mathbf{x}\| = 1$, such that $B\mathbf{x} = \mathbf{0}$. Derive the estimate using $\|A\mathbf{x}\| \geq \|\mathbf{x}\| / \|A^{-1}\|$.]

8. Using Exercise 7, estimate the condition numbers for the following matrices:

a. $\begin{bmatrix} 1 & 2 \\ 1.0001 & 2 \end{bmatrix}$

b. $\begin{bmatrix} 3.9 & 1.6 \\ 6.8 & 2.9 \end{bmatrix}$

9. Use four-digit rounding arithmetic to compute the inverse H^{-1} of the 3×3 Hilbert matrix H , and then compute $\hat{H} = (H^{-1})^{-1}$. Determine $\|H - \hat{H}\|_{\infty}$.

7.5 The Conjugate Gradient Method

The conjugate gradient method of Hestenes and Stiefel [HS] was originally developed as a direct method designed to solve an $n \times n$ positive definite linear system. As a direct method it is generally inferior to Gaussian elimination with pivoting since both methods require n steps to determine a solution, and the steps of the conjugate gradient method are more computationally expensive than those in Gaussian elimination.

However, the conjugate gradient method is very useful when employed as an iterative approximation method for solving large sparse systems with nonzero entries occurring in predictable patterns. These problems frequently arise in the solution of boundary-value problems. When the matrix has been preconditioned to make the calculations more effective, good results are obtained in only about \sqrt{n} steps. Employed in this way, the method is preferred over Gaussian elimination and the previously-discussed iterative methods.

Throughout this section we assume that the matrix A is positive definite. We will use the *inner product* notation

$$\langle \mathbf{x}, \mathbf{y} \rangle = \mathbf{x}^t \mathbf{y}, \quad (7.25)$$

where \mathbf{x} and \mathbf{y} are n -dimensional vectors. We will also need some additional standard results from linear algebra. A review of this material is found in Section 9.1.

The next result follows easily from the properties of transposes (see Exercise 12).

Theorem 7.30 For any vectors \mathbf{x} , \mathbf{y} , and \mathbf{z} and any real number α , we have

- (i) $\langle \mathbf{x}, \mathbf{y} \rangle = \langle \mathbf{y}, \mathbf{x} \rangle$;
- (ii) $\langle \alpha \mathbf{x}, \mathbf{y} \rangle = \langle \mathbf{x}, \alpha \mathbf{y} \rangle = \alpha \langle \mathbf{x}, \mathbf{y} \rangle$;
- (iii) $\langle \mathbf{x} + \mathbf{z}, \mathbf{y} \rangle = \langle \mathbf{x}, \mathbf{y} \rangle + \langle \mathbf{z}, \mathbf{y} \rangle$;
- (iv) $\langle \mathbf{x}, \mathbf{x} \rangle \geq 0$;
- (v) $\langle \mathbf{x}, \mathbf{x} \rangle = 0$ if and only if $\mathbf{x} = \mathbf{0}$. ■

When A is positive definite, $\langle \mathbf{x}, A\mathbf{x} \rangle = \mathbf{x}^t A\mathbf{x} > 0$ unless $\mathbf{x} = \mathbf{0}$. Also, since A is symmetric, we have $\mathbf{x}^t A\mathbf{y} = \mathbf{x}^t A^t \mathbf{y} = (A\mathbf{x})^t \mathbf{y}$, so in addition to the results in Theorem 7.30, we have for each \mathbf{x} and \mathbf{y} ,

$$\langle \mathbf{x}, A\mathbf{y} \rangle = \langle A\mathbf{x}, \mathbf{y} \rangle. \quad (7.26)$$

The following result is a basic tool in the development of the conjugate gradient method.

Theorem 7.31 The vector \mathbf{x}^* is a solution to the positive definite linear system $A\mathbf{x} = \mathbf{b}$ if and only if \mathbf{x}^* minimizes

$$g(\mathbf{x}) = \langle \mathbf{x}, A\mathbf{x} \rangle - 2\langle \mathbf{x}, \mathbf{b} \rangle. \quad \blacksquare$$

Proof Let \mathbf{x} and $\mathbf{v} \neq \mathbf{0}$ be fixed vectors and t a real number variable. We have

$$\begin{aligned} g(\mathbf{x} + t\mathbf{v}) &= \langle \mathbf{x} + t\mathbf{v}, A\mathbf{x} + tA\mathbf{v} \rangle - 2\langle \mathbf{x} + t\mathbf{v}, \mathbf{b} \rangle \\ &= \langle \mathbf{x}, A\mathbf{x} \rangle + t\langle \mathbf{v}, A\mathbf{x} \rangle + t\langle \mathbf{x}, A\mathbf{v} \rangle + t^2\langle \mathbf{v}, A\mathbf{v} \rangle - 2\langle \mathbf{x}, \mathbf{b} \rangle - 2t\langle \mathbf{v}, \mathbf{b} \rangle \\ &= \langle \mathbf{x}, A\mathbf{x} \rangle - 2\langle \mathbf{x}, \mathbf{b} \rangle + 2t\langle \mathbf{v}, A\mathbf{x} \rangle - 2t\langle \mathbf{v}, \mathbf{b} \rangle + t^2\langle \mathbf{v}, A\mathbf{v} \rangle, \end{aligned}$$

so

$$g(\mathbf{x} + t\mathbf{v}) = g(\mathbf{x}) + 2t\langle \mathbf{v}, A\mathbf{x} - \mathbf{b} \rangle + t^2\langle \mathbf{v}, A\mathbf{v} \rangle. \quad (7.27)$$

Since \mathbf{x} and \mathbf{v} are fixed, we can define the quadratic function h in t by

$$h(t) = g(\mathbf{x} + t\mathbf{v}).$$

Then h assumes a minimal value when $h'(t) = 0$, because its t^2 coefficient, $\langle \mathbf{v}, A\mathbf{v} \rangle$, is positive. Since

$$h'(t) = 2\langle \mathbf{v}, A\mathbf{x} - \mathbf{b} \rangle + 2t\langle \mathbf{v}, A\mathbf{v} \rangle,$$

the minimum occurs when

$$\hat{t} = -\frac{\langle \mathbf{v}, A\mathbf{x} - \mathbf{b} \rangle}{\langle \mathbf{v}, A\mathbf{v} \rangle} = \frac{\langle \mathbf{v}, \mathbf{b} - A\mathbf{x} \rangle}{\langle \mathbf{v}, A\mathbf{v} \rangle},$$

and, from Equation (7.27),

$$\begin{aligned} h(\hat{t}) &= g(\mathbf{x}) - 2\frac{\langle \mathbf{v}, \mathbf{b} - A\mathbf{x} \rangle}{\langle \mathbf{v}, A\mathbf{v} \rangle} \langle \mathbf{v}, \mathbf{b} - A\mathbf{x} \rangle + \left(\frac{\langle \mathbf{v}, \mathbf{b} - A\mathbf{x} \rangle}{\langle \mathbf{v}, A\mathbf{v} \rangle} \right)^2 \langle \mathbf{v}, A\mathbf{v} \rangle \\ &= g(\mathbf{x}) - \frac{\langle \mathbf{v}, \mathbf{b} - A\mathbf{x} \rangle^2}{\langle \mathbf{v}, A\mathbf{v} \rangle}. \end{aligned}$$

So, for any vector $\mathbf{v} \neq \mathbf{0}$, we have $g(\mathbf{x} + \hat{t}\mathbf{v}) < g(\mathbf{x})$ unless $\langle \mathbf{v}, \mathbf{b} - A\mathbf{x} \rangle = 0$, in which case $g(\mathbf{x}) = g(\mathbf{x} + \hat{t}\mathbf{v})$. This is the basic result we need to prove Theorem 7.31.

Suppose \mathbf{x}^* satisfies $A\mathbf{x}^* = \mathbf{b}$. Then $\langle \mathbf{v}, \mathbf{b} - A\mathbf{x}^* \rangle = 0$ for any vector \mathbf{v} , and $g(\mathbf{x})$ cannot be made any smaller than $g(\mathbf{x}^*)$. Thus, \mathbf{x}^* minimizes g .

On the other hand, suppose that \mathbf{x}^* is a vector that minimizes g . Then for any vector \mathbf{v} , we have $g(\mathbf{x}^* + \hat{t}\mathbf{v}) \geq g(\mathbf{x}^*)$. Thus, $\langle \mathbf{v}, \mathbf{b} - A\mathbf{x}^* \rangle = 0$. This implies that $\mathbf{b} - A\mathbf{x}^* = \mathbf{0}$ and, consequently, that $A\mathbf{x}^* = \mathbf{b}$. ■ ■ ■

To begin the conjugate gradient method, we choose \mathbf{x} , an approximate solution to $A\mathbf{x} = \mathbf{b}$, and $\mathbf{v} \neq \mathbf{0}$, which gives a *search direction* in which to move away from \mathbf{x} to improve the approximation. Let $\mathbf{r} = \mathbf{b} - A\mathbf{x}$ be the residual vector associated with \mathbf{x} and

$$t = \frac{\langle \mathbf{v}, \mathbf{b} - A\mathbf{x} \rangle}{\langle \mathbf{v}, A\mathbf{v} \rangle} = \frac{\langle \mathbf{v}, \mathbf{r} \rangle}{\langle \mathbf{v}, A\mathbf{v} \rangle}.$$

If $\mathbf{r} \neq \mathbf{0}$ and if \mathbf{v} and \mathbf{r} are not orthogonal, then $\mathbf{x} + t\mathbf{v}$ gives a smaller value for g than $g(\mathbf{x})$ and is presumably closer to \mathbf{x}^* than is \mathbf{x} . This suggests the following method.

Let $\mathbf{x}^{(0)}$ be an initial approximation to \mathbf{x}^* , and let $\mathbf{v}^{(1)} \neq \mathbf{0}$ be an initial search direction. For $k = 1, 2, 3, \dots$, we compute

$$t_k = \frac{\langle \mathbf{v}^{(k)}, \mathbf{b} - A\mathbf{x}^{(k-1)} \rangle}{\langle \mathbf{v}^{(k)}, A\mathbf{v}^{(k)} \rangle},$$

$$\mathbf{x}^{(k)} = \mathbf{x}^{(k-1)} + t_k \mathbf{v}^{(k)}$$

and choose a new search direction $\mathbf{v}^{(k+1)}$. The object is to make this selection so that the sequence of approximations $\{\mathbf{x}^{(k)}\}$ converges rapidly to \mathbf{x}^* .

To choose the search directions, we view g as a function of the components of $\mathbf{x} = (x_1, x_2, \dots, x_n)^t$. Thus,

$$g(x_1, x_2, \dots, x_n) = \langle \mathbf{x}, A\mathbf{x} \rangle - 2\langle \mathbf{x}, \mathbf{b} \rangle = \sum_{i=1}^n \sum_{j=1}^n a_{ij} x_i x_j - 2 \sum_{i=1}^n x_i b_i.$$

Taking partial derivatives with respect to the component variables x_k gives

$$\frac{\partial g}{\partial x_k}(\mathbf{x}) = 2 \sum_{i=1}^n a_{ki} x_i - 2b_k.$$

Therefore, the gradient of g is

$$\nabla g(\mathbf{x}) = \left(\frac{\partial g}{\partial x_1}(\mathbf{x}), \frac{\partial g}{\partial x_2}(\mathbf{x}), \dots, \frac{\partial g}{\partial x_n}(\mathbf{x}) \right)^t = 2(A\mathbf{x} - \mathbf{b}) = -2\mathbf{r},$$

where the vector \mathbf{r} is the residual vector for \mathbf{x} .

From multivariable calculus, we know that the direction of greatest decrease in the value of $g(\mathbf{x})$ is the direction given by $-\nabla g(\mathbf{x})$; that is, in the direction of the residual \mathbf{r} . The method that chooses

$$\mathbf{v}^{(k+1)} = \mathbf{r}^{(k)} = \mathbf{b} - A\mathbf{x}^{(k)}$$

is called the *method of steepest descent*. Although we will see in Section 10.4 that this method has merit for nonlinear systems and optimization problems, it is not used for linear systems because of slow convergence.

An alternative approach uses a set of nonzero direction vectors $\{\mathbf{v}^{(1)}, \dots, \mathbf{v}^{(n)}\}$ that satisfy

$$\langle \mathbf{v}^{(i)}, A\mathbf{v}^{(j)} \rangle = 0, \quad \text{if } i \neq j.$$

This is called an **A-orthogonality condition**, and the set of vectors $\{\mathbf{v}^{(1)}, \dots, \mathbf{v}^{(n)}\}$ is said to be **A-orthogonal**. It is not difficult to show that a set of A-orthogonal vectors associated with the positive definite matrix A is linearly independent. (See Exercise 13(a).) This set of search directions gives

$$t_k = \frac{\langle \mathbf{v}^{(k)}, \mathbf{b} - A\mathbf{x}^{(k-1)} \rangle}{\langle \mathbf{v}^{(k)}, A\mathbf{v}^{(k)} \rangle} = \frac{\langle \mathbf{v}^{(k)}, \mathbf{r}^{(k-1)} \rangle}{\langle \mathbf{v}^{(k)}, A\mathbf{v}^{(k)} \rangle}$$

and $\mathbf{x}^{(k)} = \mathbf{x}^{(k-1)} + t_k \mathbf{v}^{(k)}$.

The following theorem shows that this choice of search directions gives convergence in at most n -steps, so as a direct method it produces the exact solution, assuming that the arithmetic is exact.

Theorem 7.32 Let $\{\mathbf{v}^{(1)}, \dots, \mathbf{v}^{(n)}\}$ be an A -orthogonal set of nonzero vectors associated with the positive definite matrix A , and let $\mathbf{x}^{(0)}$ be arbitrary. Define

$$t_k = \frac{\langle \mathbf{v}^{(k)}, \mathbf{b} - A\mathbf{x}^{(k-1)} \rangle}{\langle \mathbf{v}^{(k)}, A\mathbf{v}^{(k)} \rangle} \quad \text{and} \quad \mathbf{x}^{(k)} = \mathbf{x}^{(k-1)} + t_k \mathbf{v}^{(k)},$$

for $k = 1, 2, \dots, n$. Then, assuming exact arithmetic, $A\mathbf{x}^{(n)} = \mathbf{b}$. ■

Proof Since, for each $k = 1, 2, \dots, n$,

$$\mathbf{x}^{(k)} = \mathbf{x}^{(k-1)} + t_k \mathbf{v}^{(k)},$$

we have

$$\begin{aligned} A\mathbf{x}^{(n)} &= A\mathbf{x}^{(n-1)} + t_n A\mathbf{v}^{(n)} \\ &= (A\mathbf{x}^{(n-2)} + t_{n-1} A\mathbf{v}^{(n-1)}) + t_n A\mathbf{v}^{(n)} \\ &\quad \vdots \\ &= A\mathbf{x}^{(0)} + t_1 A\mathbf{v}^{(1)} + t_2 A\mathbf{v}^{(2)} + \dots + t_n A\mathbf{v}^{(n)}, \end{aligned}$$

and subtracting \mathbf{b} from this result yields

$$A\mathbf{x}^{(n)} - \mathbf{b} = A\mathbf{x}^{(0)} - \mathbf{b} + t_1 A\mathbf{v}^{(1)} + t_2 A\mathbf{v}^{(2)} + \dots + t_n A\mathbf{v}^{(n)}.$$

We now take the inner product of both sides with the vector $\mathbf{v}^{(k)}$ and use the properties of inner products and the fact that A is symmetric to obtain

$$\begin{aligned} \langle A\mathbf{x}^{(n)} - \mathbf{b}, \mathbf{v}^{(k)} \rangle &= \langle A\mathbf{x}^{(0)} - \mathbf{b}, \mathbf{v}^{(k)} \rangle + t_1 \langle A\mathbf{v}^{(1)}, \mathbf{v}^{(k)} \rangle + \dots + t_n \langle A\mathbf{v}^{(n)}, \mathbf{v}^{(k)} \rangle \\ &= \langle A\mathbf{x}^{(0)} - \mathbf{b}, \mathbf{v}^{(k)} \rangle + t_1 \langle \mathbf{v}^{(1)}, A\mathbf{v}^{(k)} \rangle + \dots + t_n \langle \mathbf{v}^{(n)}, A\mathbf{v}^{(k)} \rangle. \end{aligned}$$

The A -orthogonality property gives, for each k ,

$$\langle A\mathbf{x}^{(n)} - \mathbf{b}, \mathbf{v}^{(k)} \rangle = \langle A\mathbf{x}^{(0)} - \mathbf{b}, \mathbf{v}^{(k)} \rangle + t_k \langle \mathbf{v}^{(k)}, A\mathbf{v}^{(k)} \rangle. \quad (7.28)$$

However,

$$t_k = \frac{\langle \mathbf{v}^{(k)}, \mathbf{b} - A\mathbf{x}^{(k-1)} \rangle}{\langle \mathbf{v}^{(k)}, A\mathbf{v}^{(k)} \rangle},$$

so

$$\begin{aligned} &t_k \langle \mathbf{v}^{(k)}, A\mathbf{v}^{(k)} \rangle \\ &= \langle \mathbf{v}^{(k)}, \mathbf{b} - A\mathbf{x}^{(k-1)} \rangle \\ &= \langle \mathbf{v}^{(k)}, \mathbf{b} - A\mathbf{x}^{(0)} + A\mathbf{x}^{(0)} - A\mathbf{x}^{(1)} + \dots - A\mathbf{x}^{(k-2)} + A\mathbf{x}^{(k-2)} - A\mathbf{x}^{(k-1)} \rangle \\ &= \langle \mathbf{v}^{(k)}, \mathbf{b} - A\mathbf{x}^{(0)} \rangle + \langle \mathbf{v}^{(k)}, A\mathbf{x}^{(0)} - A\mathbf{x}^{(1)} \rangle + \dots + \langle \mathbf{v}^{(k)}, A\mathbf{x}^{(k-2)} - A\mathbf{x}^{(k-1)} \rangle. \end{aligned}$$

But for any i ,

$$\mathbf{x}^{(i)} = \mathbf{x}^{(i-1)} + t_i \mathbf{v}^{(i)} \quad \text{and} \quad A\mathbf{x}^{(i)} = A\mathbf{x}^{(i-1)} + t_i A\mathbf{v}^{(i)},$$

so

$$A\mathbf{x}^{(i-1)} - A\mathbf{x}^{(i)} = -t_i A\mathbf{v}^{(i)}.$$

Thus,

$$t_k \langle \mathbf{v}^{(k)}, A\mathbf{v}^{(k)} \rangle = \langle \mathbf{v}^{(k)}, \mathbf{b} - A\mathbf{x}^{(0)} \rangle - t_1 \langle \mathbf{v}^{(k)}, A\mathbf{v}^{(1)} \rangle - \dots - t_{k-1} \langle \mathbf{v}^{(k)}, A\mathbf{v}^{(k-1)} \rangle.$$

Because of the A -orthogonality, $\langle \mathbf{v}^{(k)}, A\mathbf{v}^{(i)} \rangle = 0$, for $i \neq k$, so

$$\langle \mathbf{v}^{(k)}, A\mathbf{v}^{(k)} \rangle t_k = \langle \mathbf{v}^{(k)}, \mathbf{b} - A\mathbf{x}^{(0)} \rangle.$$

From Eq.(7.28),

$$\begin{aligned} \langle A\mathbf{x}^{(n)} - \mathbf{b}, \mathbf{v}^{(k)} \rangle &= \langle A\mathbf{x}^{(0)} - \mathbf{b}, \mathbf{v}^{(k)} \rangle + \langle \mathbf{v}^{(k)}, \mathbf{b} - A\mathbf{x}^{(0)} \rangle \\ &= \langle A\mathbf{x}^{(0)} - \mathbf{b}, \mathbf{v}^{(k)} \rangle + \langle \mathbf{b} - A\mathbf{x}^{(0)}, \mathbf{v}^{(k)} \rangle \\ &= \langle A\mathbf{x}^{(0)} - \mathbf{b}, \mathbf{v}^{(k)} \rangle - \langle A\mathbf{x}^{(0)} - \mathbf{b}, \mathbf{v}^{(k)} \rangle \\ &= 0. \end{aligned}$$

The vector $A\mathbf{x}^{(n)} - \mathbf{b}$ is orthogonal to the A -orthogonal set of vectors $\{\mathbf{v}^{(1)}, \dots, \mathbf{v}^{(n)}\}$. From this, it follows (see Exercise 13(b)) that $A\mathbf{x}^{(n)} - \mathbf{b} = \mathbf{0}$. ■ ■ ■

EXAMPLE 1 Consider the positive definite matrix

$$A = \begin{bmatrix} 4 & 3 & 0 \\ 3 & 4 & -1 \\ 0 & -1 & 4 \end{bmatrix}.$$

Let $\mathbf{v}^{(1)} = (1, 0, 0)^t$, $\mathbf{v}^{(2)} = (-3/4, 1, 0)^t$, and $\mathbf{v}^{(3)} = (-3/7, 4/7, 1)^t$. By direct calculation,

$$\langle \mathbf{v}^{(1)}, A\mathbf{v}^{(2)} \rangle = \mathbf{v}^{(1)t} A\mathbf{v}^{(2)} = (1, 0, 0) \begin{bmatrix} 4 & 3 & 0 \\ 3 & 4 & -1 \\ 0 & -1 & 4 \end{bmatrix} \begin{bmatrix} -3/4 \\ 1 \\ 0 \end{bmatrix} = 0,$$

$$\langle \mathbf{v}^{(1)}, A\mathbf{v}^{(3)} \rangle = (1, 0, 0) \begin{bmatrix} 4 & 3 & 0 \\ 3 & 4 & -1 \\ 0 & -1 & 4 \end{bmatrix} \begin{bmatrix} -3/7 \\ 4/7 \\ 1 \end{bmatrix} = 0,$$

and

$$\langle \mathbf{v}^{(2)}, A\mathbf{v}^{(3)} \rangle = \left(-\frac{3}{4}, 1, 0\right) \begin{bmatrix} 4 & 3 & 0 \\ 3 & 4 & -1 \\ 0 & -1 & 4 \end{bmatrix} \begin{bmatrix} -3/7 \\ 4/7 \\ 1 \end{bmatrix} = 0.$$

Thus, $\{\mathbf{v}^{(1)}, \mathbf{v}^{(2)}, \mathbf{v}^{(3)}\}$ is an A -orthogonal set.

The linear system

$$\begin{bmatrix} 4 & 3 & 0 \\ 3 & 4 & -1 \\ 0 & -1 & 4 \end{bmatrix} \begin{bmatrix} x_1 \\ x_2 \\ x_3 \end{bmatrix} = \begin{bmatrix} 24 \\ 30 \\ -24 \end{bmatrix},$$

has the exact solution $\mathbf{x}^* = (3, 4, -5)^t$. To approximate this solution, let $\mathbf{x}^{(0)} = (0, 0, 0)^t$. Since $\mathbf{b} = (24, 30, -24)^t$, we have

$$\mathbf{r}^{(0)} = \mathbf{b} - A\mathbf{x}^{(0)} = \mathbf{b} = (24, 30, -24)^t,$$

so

$$\langle \mathbf{v}^{(1)}, \mathbf{r}^{(0)} \rangle = \mathbf{v}^{(1)t} \mathbf{r}^{(0)} = 24, \quad \langle \mathbf{v}^{(1)}, A\mathbf{v}^{(1)} \rangle = 4, \quad \text{and} \quad t_0 = \frac{24}{4} = 6.$$

Thus,

$$\mathbf{x}^{(1)} = \mathbf{x}^{(0)} + t_0 \mathbf{v}^{(1)} = (0, 0, 0)^t + 6(1, 0, 0)^t = (6, 0, 0)^t.$$

Continuing, we have

$$\mathbf{r}^{(1)} = \mathbf{b} - A\mathbf{x}^{(1)} = (0, 12, -24)^t; \quad t_1 = \frac{\langle \mathbf{v}^{(2)}, \mathbf{r}^{(1)} \rangle}{\langle \mathbf{v}^{(2)}, A\mathbf{v}^{(2)} \rangle} = \frac{12}{7/4} = \frac{48}{7};$$

$$\mathbf{x}^{(2)} = \mathbf{x}^{(1)} + t_1 \mathbf{v}^{(2)} = (6, 0, 0)^t + \frac{48}{7} \left(-\frac{3}{4}, 1, 0 \right)^t = \left(\frac{6}{7}, \frac{48}{7}, 0 \right)^t;$$

$$\mathbf{r}^{(2)} = \mathbf{b} - A\mathbf{x}^{(2)} = \left(0, 0, -\frac{120}{7} \right)^t; \quad t_2 = \frac{\langle \mathbf{v}^{(3)}, \mathbf{r}^{(2)} \rangle}{\langle \mathbf{v}^{(3)}, A\mathbf{v}^{(3)} \rangle} = \frac{-120/7}{24/7} = -5;$$

and

$$\mathbf{x}^{(3)} = \mathbf{x}^{(2)} + t_2 \mathbf{v}^{(3)} = \left(\frac{6}{7}, \frac{48}{7}, 0 \right)^t + (-5) \left(-\frac{3}{7}, \frac{4}{7}, 1 \right)^t = (3, 4, -5)^t.$$

Since we applied the technique $n = 3$ times, this is the actual solution. ■

Before discussing how to determine the A -orthogonal set, we will continue the development. The use of an A -orthogonal set $\{\mathbf{v}^{(1)}, \dots, \mathbf{v}^{(n)}\}$ of direction vectors gives what is called a *conjugate direction* method. The following theorem shows the orthogonality of the residual vectors $\mathbf{r}^{(k)}$ and the direction vectors $\mathbf{v}^{(j)}$. A proof of this result using mathematical induction is considered in Exercise 14.

Theorem 7.33

The residual vectors $\mathbf{r}^{(k)}$, where $k = 1, 2, \dots, n$, for a conjugate direction method, satisfy the equations

$$\langle \mathbf{r}^{(k)}, \mathbf{v}^{(j)} \rangle = 0, \quad \text{for each } j = 1, 2, \dots, k. \quad \blacksquare$$

The conjugate gradient method of Hestenes and Stiefel chooses the search directions $\{\mathbf{v}^{(k)}\}$ during the iterative process so that the residual vectors $\{\mathbf{r}^{(k)}\}$ are mutually orthogonal. To construct the direction vectors $\{\mathbf{v}^{(1)}, \mathbf{v}^{(2)}, \dots\}$ and the approximations $\{\mathbf{x}^{(1)}, \mathbf{x}^{(2)}, \dots\}$, we start with an initial approximation $\mathbf{x}^{(0)}$ and use the steepest descent direction $\mathbf{r}^{(0)} = \mathbf{b} - A\mathbf{x}^{(0)}$ as the first search direction $\mathbf{v}^{(1)}$.

Assume that the conjugate directions $\mathbf{v}^{(1)}, \dots, \mathbf{v}^{(k-1)}$ and the approximations $\mathbf{x}^{(1)}, \dots, \mathbf{x}^{(k-1)}$ have been computed with

$$\mathbf{x}^{(k-1)} = \mathbf{x}^{(k-2)} + t_{k-1}\mathbf{v}^{(k-1)},$$

where

$$\langle \mathbf{v}^{(i)}, A\mathbf{v}^{(j)} \rangle = 0 \quad \text{and} \quad \langle \mathbf{r}^{(i)}, \mathbf{r}^{(j)} \rangle = 0, \quad \text{for } i \neq j.$$

If $\mathbf{x}^{(k-1)}$ is the solution to $A\mathbf{x} = \mathbf{b}$, we are done. Otherwise, $\mathbf{r}^{(k-1)} = \mathbf{b} - A\mathbf{x}^{(k-1)} \neq \mathbf{0}$ and Theorem 7.33 implies that $\langle \mathbf{r}^{(k-1)}, \mathbf{v}^{(i)} \rangle = 0$, for $i = 1, 2, \dots, k-1$. We then use $\mathbf{r}^{(k-1)}$ to generate $\mathbf{v}^{(k)}$ by setting

$$\mathbf{v}^{(k)} = \mathbf{r}^{(k-1)} + s_{k-1}\mathbf{v}^{(k-1)}.$$

We want to choose s_{k-1} so that

$$\langle \mathbf{v}^{(k-1)}, A\mathbf{v}^{(k)} \rangle = 0.$$

Since

$$A\mathbf{v}^{(k)} = A\mathbf{r}^{(k-1)} + s_{k-1}A\mathbf{v}^{(k-1)}$$

and

$$\langle \mathbf{v}^{(k-1)}, A\mathbf{v}^{(k)} \rangle = \langle \mathbf{v}^{(k-1)}, A\mathbf{r}^{(k-1)} \rangle + s_{k-1}\langle \mathbf{v}^{(k-1)}, A\mathbf{v}^{(k-1)} \rangle,$$

we will have $\langle \mathbf{v}^{(k-1)}, A\mathbf{v}^{(k)} \rangle = 0$ when

$$s_{k-1} = -\frac{\langle \mathbf{v}^{(k-1)}, A\mathbf{r}^{(k-1)} \rangle}{\langle \mathbf{v}^{(k-1)}, A\mathbf{v}^{(k-1)} \rangle}.$$

It can also be shown that with this choice of s_{k-1} we have $\langle \mathbf{v}^{(k)}, A\mathbf{v}^{(i)} \rangle = 0$, for each $i = 1, 2, \dots, k-2$ (see [Lu, p. 245]). Thus, $\{\mathbf{v}^{(1)}, \dots, \mathbf{v}^{(k)}\}$ is an A -orthogonal set.

Having chosen $\mathbf{v}^{(k)}$, we compute

$$\begin{aligned} t_k &= \frac{\langle \mathbf{v}^{(k)}, \mathbf{r}^{(k-1)} \rangle}{\langle \mathbf{v}^{(k)}, A\mathbf{v}^{(k)} \rangle} = \frac{\langle \mathbf{r}^{(k-1)} + s_{k-1}\mathbf{v}^{(k-1)}, \mathbf{r}^{(k-1)} \rangle}{\langle \mathbf{v}^{(k)}, A\mathbf{v}^{(k)} \rangle} \\ &= \frac{\langle \mathbf{r}^{(k-1)}, \mathbf{r}^{(k-1)} \rangle}{\langle \mathbf{v}^{(k)}, A\mathbf{v}^{(k)} \rangle} + s_{k-1} \frac{\langle \mathbf{v}^{(k-1)}, \mathbf{r}^{(k-1)} \rangle}{\langle \mathbf{v}^{(k)}, A\mathbf{v}^{(k)} \rangle}. \end{aligned}$$

By Theorem 7.33, $\langle \mathbf{v}^{(k-1)}, \mathbf{r}^{(k-1)} \rangle = 0$, so

$$t_k = \frac{\langle \mathbf{r}^{(k-1)}, \mathbf{r}^{(k-1)} \rangle}{\langle \mathbf{v}^{(k)}, A\mathbf{v}^{(k)} \rangle}. \quad (7.29)$$

Thus,

$$\mathbf{x}^{(k)} = \mathbf{x}^{(k-1)} + t_k \mathbf{v}^{(k)}.$$

To compute $\mathbf{r}^{(k)}$, we multiply by A and subtract \mathbf{b} to obtain

$$A\mathbf{x}^{(k)} - \mathbf{b} = A\mathbf{x}^{(k-1)} - \mathbf{b} + t_k A\mathbf{v}^{(k)}$$

or

$$\mathbf{r}^{(k)} = \mathbf{r}^{(k-1)} - t_k A\mathbf{v}^{(k)}.$$

Thus,

$$\langle \mathbf{r}^{(k)}, \mathbf{r}^{(k)} \rangle = \langle \mathbf{r}^{(k-1)}, \mathbf{r}^{(k)} \rangle - t_k \langle A\mathbf{v}^{(k)}, \mathbf{r}^{(k)} \rangle = -t_k \langle \mathbf{r}^{(k)}, A\mathbf{v}^{(k)} \rangle.$$

Further, from Eq. (7.29),

$$\langle \mathbf{r}^{(k-1)}, \mathbf{r}^{(k-1)} \rangle = t_k \langle \mathbf{v}^{(k)}, A\mathbf{v}^{(k)} \rangle,$$

so

$$\begin{aligned} s_k &= -\frac{\langle \mathbf{v}^{(k)}, A\mathbf{r}^{(k)} \rangle}{\langle \mathbf{v}^{(k)}, A\mathbf{v}^{(k)} \rangle} = -\frac{\langle \mathbf{r}^{(k)}, A\mathbf{v}^{(k)} \rangle}{\langle \mathbf{v}^{(k)}, A\mathbf{v}^{(k)} \rangle} \\ &= \frac{(1/t_k) \langle \mathbf{r}^{(k)}, \mathbf{r}^{(k)} \rangle}{(1/t_k) \langle \mathbf{r}^{(k-1)}, \mathbf{r}^{(k-1)} \rangle} = \frac{\langle \mathbf{r}^{(k)}, \mathbf{r}^{(k)} \rangle}{\langle \mathbf{r}^{(k-1)}, \mathbf{r}^{(k-1)} \rangle}. \end{aligned}$$

In summary, we have the formulas:

$$\mathbf{r}^{(0)} = \mathbf{b} - A\mathbf{x}^{(0)}; \quad \mathbf{v}^{(1)} = \mathbf{r}^{(0)};$$

and, for $k = 1, 2, \dots, n$,

$$\begin{aligned} t_k &= \frac{\langle \mathbf{r}^{(k-1)}, \mathbf{r}^{(k-1)} \rangle}{\langle \mathbf{v}^{(k)}, A\mathbf{v}^{(k)} \rangle}, \\ \mathbf{x}^{(k)} &= \mathbf{x}^{(k-1)} + t_k \mathbf{v}^{(k)}, \\ \mathbf{r}^{(k)} &= \mathbf{r}^{(k-1)} - t_k A\mathbf{v}^{(k)}, \\ s_k &= \frac{\langle \mathbf{r}^{(k)}, \mathbf{r}^{(k)} \rangle}{\langle \mathbf{r}^{(k-1)}, \mathbf{r}^{(k-1)} \rangle}, \\ \mathbf{v}^{(k+1)} &= \mathbf{r}^{(k)} + s_k \mathbf{v}^{(k)}. \end{aligned} \tag{7.30}$$

Rather than presenting an algorithm for the conjugate gradient method using these formulas, we extend the method to include *preconditioning*. If the matrix A is ill-conditioned, the conjugate gradient method is highly susceptible to rounding errors. So, although the exact answer should be obtained in n steps, this is not usually the case. As a direct method the conjugate gradient method is not as good as Gaussian elimination with pivoting. The main use of the conjugate gradient method is as an iterative method applied to a better-

conditioned system. In this case an acceptable approximate solution is often obtained in about \sqrt{n} steps.

To apply the method to a better-conditioned system, we want to select a nonsingular conditioning matrix C so that

$$\tilde{A} = C^{-1}A(C^{-1})^t$$

is better conditioned. To simplify the notation, we will use the matrix C^{-t} to refer to $(C^{-1})^t$.

Consider the linear system

$$\tilde{A}\tilde{\mathbf{x}} = \tilde{\mathbf{b}},$$

where $\tilde{\mathbf{x}} = C^t\mathbf{x}$ and $\tilde{\mathbf{b}} = C^{-1}\mathbf{b}$. Then

$$\tilde{A}\tilde{\mathbf{x}} = (C^{-1}AC^{-t})(C^t\mathbf{x}) = C^{-1}A\mathbf{x}.$$

Thus, we could solve $\tilde{A}\tilde{\mathbf{x}} = \tilde{\mathbf{b}}$ for $\tilde{\mathbf{x}}$ and then obtain \mathbf{x} by multiplying by C^{-t} . However, instead of rewriting equations (7.30) using $\tilde{\mathbf{r}}^{(k)}$, $\tilde{\mathbf{v}}^{(k)}$, \tilde{t}_k , $\tilde{\mathbf{x}}^{(k)}$, and \tilde{s}_k , we incorporate the preconditioning implicitly.

Since

$$\tilde{\mathbf{x}}^{(k)} = C^t\mathbf{x}^{(k)},$$

we have

$$\tilde{\mathbf{r}}^{(k)} = \tilde{\mathbf{b}} - \tilde{A}\tilde{\mathbf{x}}^{(k)} = C^{-1}\mathbf{b} - (C^{-1}AC^{-t})C^t\mathbf{x}^{(k)} = C^{-1}(\mathbf{b} - A\mathbf{x}^{(k)}) = C^{-1}\mathbf{r}^{(k)}.$$

Let $\tilde{\mathbf{v}}^{(k)} = C^t\mathbf{v}^{(k)}$ and $\mathbf{w}^{(k)} = C^{-1}\mathbf{r}^{(k)}$. Then

$$\tilde{s}_k = \frac{\langle \tilde{\mathbf{r}}^{(k)}, \tilde{\mathbf{r}}^{(k)} \rangle}{\langle \tilde{\mathbf{r}}^{(k-1)}, \tilde{\mathbf{r}}^{(k-1)} \rangle} = \frac{\langle C^{-1}\mathbf{r}^{(k)}, C^{-1}\mathbf{r}^{(k)} \rangle}{\langle C^{-1}\mathbf{r}^{(k-1)}, C^{-1}\mathbf{r}^{(k-1)} \rangle},$$

so

$$\tilde{s}_k = \frac{\langle \mathbf{w}^{(k)}, \mathbf{w}^{(k)} \rangle}{\langle \mathbf{w}^{(k-1)}, \mathbf{w}^{(k-1)} \rangle}. \quad (7.31)$$

Thus,

$$\tilde{t}_k = \frac{\langle \tilde{\mathbf{r}}^{(k-1)}, \tilde{\mathbf{r}}^{(k-1)} \rangle}{\langle \tilde{\mathbf{v}}^{(k)}, \tilde{A}\tilde{\mathbf{v}}^{(k)} \rangle} = \frac{\langle C^{-1}\mathbf{r}^{(k-1)}, C^{-1}\mathbf{r}^{(k-1)} \rangle}{\langle C^t\mathbf{v}^{(k)}, C^{-1}AC^{-t}C^t\mathbf{v}^{(k)} \rangle} = \frac{\langle \mathbf{w}^{(k-1)}, \mathbf{w}^{(k-1)} \rangle}{\langle C^t\mathbf{v}^{(k)}, C^{-1}A\mathbf{v}^{(k)} \rangle}$$

and

$$\tilde{t}_k = \frac{\langle \mathbf{w}^{(k-1)}, \mathbf{w}^{(k-1)} \rangle}{\langle \mathbf{v}^{(k)}, A\mathbf{v}^{(k)} \rangle}. \quad (7.32)$$

Further,

$$\tilde{\mathbf{x}}^{(k)} = \tilde{\mathbf{x}}^{(k-1)} + \tilde{t}_k\tilde{\mathbf{v}}^{(k)}, \quad \text{so} \quad C^t\mathbf{x}^{(k)} = C^t\mathbf{x}^{(k-1)} + \tilde{t}_kC^t\mathbf{v}^{(k)}$$

and

$$\mathbf{x}^{(k)} = \mathbf{x}^{(k-1)} + \tilde{t}_k\mathbf{v}^{(k)}. \quad (7.33)$$

Continuing,

$$\tilde{\mathbf{r}}^{(k)} = \tilde{\mathbf{r}}^{(k-1)} - \tilde{t}_k \tilde{A} \tilde{\mathbf{v}}^{(k)},$$

so

$$C^{-1} \mathbf{r}^{(k)} = C^{-1} \mathbf{r}^{(k-1)} - \tilde{t}_k C^{-1} A C^{-t} \tilde{\mathbf{v}}^{(k)}, \quad \mathbf{r}^{(k)} = \mathbf{r}^{(k-1)} - \tilde{t}_k A C^{-t} C^t \mathbf{v}^{(k)},$$

and

$$\mathbf{r}^{(k)} = \mathbf{r}^{(k-1)} - \tilde{t}_k A \mathbf{v}^{(k)}. \quad (7.34)$$

Finally,

$$\tilde{\mathbf{v}}^{(k+1)} = \tilde{\mathbf{r}}^{(k)} + \tilde{s}_k \tilde{\mathbf{v}}^{(k)} \quad \text{and} \quad C^t \mathbf{v}^{(k+1)} = C^{-1} \mathbf{r}^{(k)} + \tilde{s}_k C^t \mathbf{v}^{(k)},$$

so

$$\mathbf{v}^{(k+1)} = C^{-t} C^{-1} \mathbf{r}^{(k)} + \tilde{s}_k \mathbf{v}^{(k)} = C^{-t} \mathbf{w}^{(k)} + \tilde{s}_k \mathbf{v}^{(k)}. \quad (7.35)$$

The preconditioned conjugate gradient method is based on using equations (7.31)–(35) in the order (7.32), (7.33), (7.34), (7.31), (7.35). Algorithm 7.5 implements this procedure.

ALGORITHM

7.5

Preconditioned Conjugate Gradient Method

To solve $A\mathbf{x} = \mathbf{b}$ given the preconditioning matrix C^{-1} and the initial approximation $\mathbf{x}^{(0)}$:

INPUT the number of equations and unknowns n ; the entries a_{ij} , $1 \leq i, j \leq n$ of the matrix A ; the entries b_j , $1 \leq j \leq n$ of the vector \mathbf{b} ; the entries γ_{ij} , $1 \leq i, j \leq n$ of the preconditioning matrix C^{-1} , the entries x_i , $1 \leq i \leq n$ of the initial approximation $\mathbf{x} = \mathbf{x}^{(0)}$, the maximum number of iterations N ; tolerance TOL .

OUTPUT the approximate solution x_1, \dots, x_n and the residual r_1, \dots, r_n or a message that the number of iterations was exceeded.

Step 1 Set $\mathbf{r} = \mathbf{b} - A\mathbf{x}$; (Compute $\mathbf{r}^{(0)}$.)
 $\mathbf{w} = C^{-1}\mathbf{r}$; (Note: $\mathbf{w} = \mathbf{w}^{(0)}$)
 $\mathbf{v} = C^{-t}\mathbf{w}$; (Note: $\mathbf{v} = \mathbf{v}^{(1)}$)
 $\alpha = \sum_{j=1}^n w_j^2$.

Step 2 Set $k = 1$.

Step 3 While ($k \leq N$) do Steps 4–7.

Step 4 If $\|\mathbf{v}\| < TOL$, then
 OUTPUT ('Solution vector'; x_1, \dots, x_n);
 OUTPUT ('with residual'; r_1, \dots, r_n);
 (The procedure was successful.)
 STOP

Step 5 Set $\mathbf{u} = A\mathbf{v}$; (Note: $\mathbf{u} = A\mathbf{v}^{(k)}$)
 $t = \frac{\alpha}{\sum_{j=1}^n v_j u_j}$; (Note: $t = t_k$)

$$\begin{aligned}\mathbf{x} &= \mathbf{x} + t\mathbf{v}; \text{ (Note: } \mathbf{x} = \mathbf{x}^{(k)}) \\ \mathbf{r} &= \mathbf{r} - t\mathbf{u}; \text{ (Note: } \mathbf{r} = \mathbf{r}^{(k)}) \\ \mathbf{w} &= C^{-1}\mathbf{r}; \text{ (Note: } \mathbf{w} = \mathbf{w}^{(k)}) \\ \beta &= \sum_{j=1}^n w_j^2. \text{ (Note: } \beta = \langle \mathbf{w}^{(k)}, \mathbf{w}^{(k)} \rangle)\end{aligned}$$

Step 6 If $|\beta| < TOL$ then
 if $\|\mathbf{r}\| < TOL$ then
 OUTPUT('Solution vector'; x_1, \dots, x_n);
 OUTPUT('with residual'; r_1, \dots, r_n);
 (The procedure was successful.)
 STOP

Step 7 Set $s = \beta/\alpha$; ($s = s_k$)
 $\mathbf{v} = C^{-t}\mathbf{w} + s\mathbf{v}$; (Note: $\mathbf{v} = \mathbf{v}^{(k+1)}$)
 $\alpha = \beta$; (Update α .)
 $k = k + 1$.

Step 8 If $(k > n)$ then
 OUTPUT ('The maximum number of iterations was exceeded.');

(The procedure was unsuccessful.)
 STOP. ■

The next example illustrates the calculations in an easy problem.

EXAMPLE 2 The linear system $A\mathbf{x} = \mathbf{b}$ given by

$$\begin{aligned}4x_1 + 3x_2 &= 24, \\ 3x_1 + 4x_2 - x_3 &= 30, \\ -x_2 + 4x_3 &= -24\end{aligned}$$

has solution $(3, 4, -5)^t$ and was considered in Example 3 of Section 7.3. In that example, both the Gauss-Seidel method and SOR method were used. We will use the conjugate gradient method with no preconditioning, so $C = C^{-1} = I$. Let $\mathbf{x}^{(0)} = (0, 0, 0)^t$. Then

$$\begin{aligned}\mathbf{r}^{(0)} &= \mathbf{b} - A\mathbf{x}^{(0)} = \mathbf{b} = (24, 30, -24)^t; \\ \mathbf{w} &= C^{-1}\mathbf{r}^{(0)} = (24, 30, -24)^t; \\ \mathbf{v}^{(1)} &= C^{-t}\mathbf{w} = (24, 30, -24)^t; \\ \alpha &= \langle \mathbf{w}, \mathbf{w} \rangle = 2052.\end{aligned}$$

We start the first iteration with $k = 1$. Then

$$\begin{aligned}\mathbf{u} &= A\mathbf{v}^{(1)} = (186.0, 216.0, -126.0)^t; \\ t_1 &= \frac{\alpha}{\langle \mathbf{v}^{(1)}, \mathbf{u} \rangle} = 0.1469072165; \\ \mathbf{x}^{(1)} &= \mathbf{x}^{(0)} + t_1\mathbf{v}^{(1)} = (3.525773196, 4.407216495, -3.525773196)^t;\end{aligned}$$

$$\mathbf{r}^{(1)} = \mathbf{r}^{(0)} - t_1 \mathbf{u} = (-3.32474227, -1.73195876, -5.48969072)^t;$$

$$\mathbf{w} = C^{-1} \mathbf{r}^{(1)} = \mathbf{r}^{(1)};$$

$$\beta = \langle \mathbf{w}, \mathbf{w} \rangle = 44.19029651;$$

$$s_1 = \frac{\beta}{\alpha} = 0.02153523222;$$

$$\mathbf{v}^{(2)} = C^{-t} \mathbf{w} + s_1 \mathbf{v}^{(1)} = (-2.807896697, -1.085901793, -6.006536293)^t.$$

Set

$$\alpha = \beta = 44.19029651.$$

We are now ready to begin the second iteration. We have

$$\mathbf{u} = A\mathbf{v}^{(2)} = (-14.48929217, -6.760760967, -22.94024338)^t;$$

$$t_2 = 0.2378157558;$$

$$\mathbf{x}^{(2)} = (2.858011121, 4.148971939, -4.954222164)^t;$$

$$\mathbf{r}^{(2)} = (0.121039698, -0.124143281, -0.034139402)^t;$$

$$\mathbf{w} = C^{-1} \mathbf{r}^{(2)} = \mathbf{r}^{(2)};$$

$$\beta = 0.03122766148;$$

$$s_2 = 0.0007066633163;$$

$$\mathbf{v}^{(3)} = (0.1190554504, -0.1249106480, -0.03838400086)^t.$$

Set

$$\alpha = \beta = 0.03122766148.$$

Finally, the third iteration gives

$$\mathbf{u} = A\mathbf{v}^{(3)} = (0.1014898976, -0.1040922099, -0.0286253554)^t;$$

$$t_3 = 1.192628008;$$

$$\mathbf{x}^{(3)} = (2.999999998, 4.000000002, -4.999999998)^t;$$

$$\mathbf{r}^{(3)} = (0.36 \times 10^{-8}, 0.39 \times 10^{-8}, -0.141 \times 10^{-8})^t.$$

Since $\mathbf{x}^{(3)}$ is nearly the exact solution, rounding error did not significantly effect the result. In Example 3 of Section 7.3, the Gauss-Seidel method required 34 iterations, and the SOR method, with $\omega = 1.25$, required 14 iterations for an accuracy of 10^{-7} . It should be noted, however, that in this example, we are really comparing a direct method to iterative methods. ■

The next example illustrates the effect of preconditioning on a poorly conditioned matrix. In this example and subsequently, we use $D^{-1/2}$ to represent the diagonal matrix

whose entries are the reciprocals of the square roots of the diagonal entries of the coefficient matrix A .

EXAMPLE 3 The linear system $A\mathbf{x} = \mathbf{b}$ with

$$A = \begin{bmatrix} 0.2 & 0.1 & 1 & 1 & 0 \\ 0.1 & 4 & -1 & 1 & -1 \\ 1 & -1 & 60 & 0 & -2 \\ 1 & 1 & 0 & 8 & 4 \\ 0 & -1 & -2 & 4 & 700 \end{bmatrix} \quad \text{and} \quad \mathbf{b} = \begin{bmatrix} 1 \\ 2 \\ 3 \\ 4 \\ 5 \end{bmatrix}$$

has the solution

$$\mathbf{x}^* = (7.859713071, 0.4229264082, -0.07359223906, -0.5406430164, 0.01062616286)^t.$$

The matrix A is symmetric and positive definite but is ill-conditioned with condition number $K_\infty(A) = 13961.71$. We will use tolerance 0.01 and compare the results obtained from the Jacobi, Gauss-Seidel, and SOR (with $\omega = 1.25$) iterative methods and from the conjugate gradient method with $C^{-1} = I$. Then we precondition by choosing C^{-1} as $D^{-1/2}$, the diagonal matrix whose diagonal entries are the reciprocal of the positive square roots of the diagonal entries of the positive definite matrix A . The results are presented in Table 7.5. The preconditioned conjugate gradient method gives the most accurate approximation with the smallest number of iterations. ■

Table 7.5

Method	Number of Iterations	$\mathbf{x}^{(k)}$	$\ \mathbf{x}^* - \mathbf{x}^{(k)}\ _\infty$
Jacobi	49	(7.86277141, 0.42320802, -0.07348669, -0.53975964, 0.01062847) ^t	0.00305834
Gauss-Seidel	15	(7.83525748, 0.42257868, -0.07319124, -0.53753055, 0.01060903) ^t	0.02445559
SOR ($\omega = 1.25$)	7	(7.85152706, 0.42277371, -0.07348303, -0.53978369, 0.01062286) ^t	0.00818607
Conjugate Gradient	5	(7.85341523, 0.42298677, -0.07347963, -0.53987920, 0.008628916) ^t	0.00629785
Conjugate Gradient (Preconditioned)	4	(7.85968827, 0.42288329, -0.07359878, -0.54063200, 0.01064344) ^t	0.00009312

The preconditioned conjugate gradient method is often used in the solution of large linear systems in which the matrix is sparse and positive definite. These systems must be solved to approximate solutions to boundary-value problems in ordinary-differential equations (Sections 11.3, 11.4, 11.5). The larger the system, the more impressive the conjugate gradient method becomes since it significantly reduces the number of iterations required. In these systems, the preconditioning matrix C is approximately equal to L in the Choleski factorization LL^t of A . Generally, small entries in A are ignored and Choleski's method is applied to obtain what is called an incomplete LL^t factorization of A . Thus, $C^{-t}C^{-1} \approx A^{-1}$ and a good approximation is obtained. More information about the conjugate gradient method can be found in Kelley [Kelley].

EXERCISE SET 7.5

1. The linear system

$$\begin{aligned}x_1 + \frac{1}{2}x_2 &= \frac{5}{21}, \\ \frac{1}{2}x_1 + \frac{1}{3}x_2 &= \frac{11}{84}\end{aligned}$$

has solution $(x_1, x_2)^t = (1/6, 1/7)^t$.

- Solve the linear system using Gaussian elimination with two-digit rounding arithmetic.
 - Solve the linear system using the conjugate gradient method ($C = C^{-1} = I$) with two-digit rounding arithmetic.
 - Which method gives the better answer?
 - Choose $C^{-1} = D^{-1/2}$. Does this choice improve the conjugate gradient method?
2. The linear system

$$\begin{aligned}0.1x_1 + 0.2x_2 &= 0.3, \\ 0.2x_1 + 113x_2 &= 113.2\end{aligned}$$

has solution $(x_1, x_2)^t = (1, 1)^t$. Repeat the directions for Exercise 1 on this linear system.

3. The linear system

$$\begin{aligned}x_1 + \frac{1}{2}x_2 + \frac{1}{3}x_3 &= \frac{5}{6}, \\ \frac{1}{2}x_1 + \frac{1}{3}x_2 + \frac{1}{4}x_3 &= \frac{5}{12}, \\ \frac{1}{3}x_1 + \frac{1}{4}x_2 + \frac{1}{5}x_3 &= \frac{17}{60}\end{aligned}$$

has solution $(1, -1, 1)^t$.

- Solve the linear system using Gaussian elimination with three-digit rounding arithmetic.
 - Solve the linear system using the conjugate gradient method with three-digit rounding arithmetic.
 - Does pivoting improve the answer in (a)?
 - Repeat part (b) using $C^{-1} = D^{-1/2}$. Does this improve the answer in (b)?
4. Repeat Exercise 3 using single-precision arithmetic on a computer.
5. Perform only two steps of the conjugate gradient method with $C = C^{-1} = I$ on each of the following linear systems. Compare the results in parts (b), (c), (d), and (f) to those obtained in Exercises 1, 2, and 5 of Section 7.3.

$$\begin{aligned}\text{a. } 3x_1 - x_2 + x_3 &= 1, \\ -x_1 + 6x_2 + 2x_3 &= 0, \\ x_1 + 2x_2 + 7x_3 &= 4.\end{aligned}$$

$$\begin{aligned}\text{b. } 10x_1 - x_2 &= 9, \\ -x_1 + 10x_2 - 2x_3 &= 7, \\ -2x_2 + 10x_3 &= 6.\end{aligned}$$

$$\begin{aligned}\text{c. } 10x_1 + 5x_2 &= 6, \\ 5x_1 + 10x_2 - 4x_3 &= 25, \\ -4x_2 + 8x_3 - x_4 &= -11, \\ -x_3 + 5x_4 &= -11.\end{aligned}$$

$$\begin{aligned}\text{d. } 4x_1 + x_2 - x_3 + x_4 &= -2, \\ x_1 + 4x_2 - x_3 - x_4 &= -1, \\ -x_1 - x_2 + 5x_3 + x_4 &= 0, \\ x_1 - x_2 + x_3 + 3x_4 &= 1.\end{aligned}$$

$$\begin{aligned} \text{e. } 4x_1 + x_2 + x_3 + x_5 &= 6, \\ x_1 + 3x_2 + x_3 + x_4 &= 6, \\ x_1 + x_2 + 5x_3 - x_4 - x_5 &= 6, \\ x_2 - x_3 + 4x_4 &= 6, \\ x_1 - x_3 + x_5 &= 6. \end{aligned}$$

$$\begin{aligned} \text{f. } 4x_1 - x_2 - x_4 &= 0, \\ -x_1 + 4x_2 - x_3 - x_5 &= 5, \\ -x_2 + 4x_3 - x_6 &= 0, \\ -x_1 + 4x_4 - x_5 &= 6, \\ -x_2 - x_4 + 4x_5 - x_6 &= -2, \\ -x_3 - x_5 + 4x_6 &= 6. \end{aligned}$$

6. Repeat Exercise 5 using $C^{-1} = D^{-1/2}$.
7. Repeat Exercise 5 with $TOL = 10^{-3}$ in the l_∞ norm. Compare the results in parts (b), (c), (d), and (f) to those obtained in Exercises 3, 4, and 7 of Section 7.3.
8. Repeat Exercise 7 using $C^{-1} = D^{-1/2}$.
9. Use (i) the Jacobi Method, (ii) the Gauss-Seidel method, (iii) the SOR method with $\omega = 1.3$, and (iv) the conjugate gradient method and preconditioning with $C^{-1} = D^{-1/2}$ to find solutions to the linear system $Ax = b$ to within 10^{-5} in the l_∞ norm.

a.

$$a_{i,j} = \begin{cases} 4, & \text{when } j = i \text{ and } i = 1, 2, \dots, 16, \\ -1, & \text{when } \begin{cases} j = i + 1 \text{ and } i = 1, 2, 3, 5, 6, 7, 9, 10, 11, 13, 14, 15, \\ j = i - 1 \text{ and } i = 2, 3, 4, 6, 7, 8, 10, 11, 12, 14, 15, 16, \\ j = i + 4 \text{ and } i = 1, 2, \dots, 12, \\ j = i - 4 \text{ and } i = 5, 6, \dots, 16, \end{cases} \\ 0, & \text{otherwise} \end{cases}$$

and

$$\begin{aligned} \mathbf{b} = & (1.902207, 1.051143, 1.175689, 3.480083, 0.819600, -0.264419, \\ & -0.412789, 1.175689, 0.913337, -0.150209, -0.264419, 1.051143, \\ & 1.966694, 0.913337, 0.819600, 1.902207)^t \end{aligned}$$

b.

$$a_{i,j} = \begin{cases} 4, & \text{when } j = i \text{ and } i = 1, 2, \dots, 25, \\ -1, & \text{when } \begin{cases} j = i + 1 \text{ and } i = \begin{cases} 1, 2, 3, 4, 6, 7, 8, 9, 11, 12, 13, 14, \\ 16, 17, 18, 19, 21, 22, 23, 24, \end{cases} \\ j = i - 1 \text{ and } i = \begin{cases} 2, 3, 4, 5, 7, 8, 9, 10, 12, 13, 14, 15, \\ 17, 18, 19, 20, 22, 23, 24, 25, \end{cases} \\ j = i + 5 \text{ and } i = 1, 2, \dots, 20, \\ j = i - 5 \text{ and } i = 6, 7, \dots, 25, \end{cases} \\ 0, & \text{otherwise} \end{cases}$$

and

$$\mathbf{b} = (1, 0, -1, 0, 2, 1, 0, -1, 0, 2, 1, 0, -1, 0, 2, 1, 0, -1, 0, 2, 1, 0, -1, 0, 2)^t$$

c.

$$a_{i,j} = \begin{cases} 2i, & \text{when } j = i \text{ and } i = 1, 2, \dots, 40, \\ -1, & \text{when } \begin{cases} j = i + 1 \text{ and } i = 1, 2, \dots, 39, \\ j = i - 1 \text{ and } i = 2, 3, \dots, 40, \end{cases} \\ 0, & \text{otherwise} \end{cases}$$

and $b_i = 1.5i - 6$, for each $i = 1, 2, \dots, 40$

10. Solve the linear system in Exercise 12(a) and (b) of Section 7.3 using the conjugate gradient method with $C^{-1} = I$.
11. Let

$$A_1 = \begin{bmatrix} 4 & -1 & 0 & 0 \\ -1 & 4 & -1 & 0 \\ 0 & -1 & 4 & -1 \\ 0 & 0 & -1 & 4 \end{bmatrix}, \quad -I = \begin{bmatrix} -1 & 0 & 0 & 0 \\ 0 & -1 & 0 & 0 \\ 0 & 0 & -1 & 0 \\ 0 & 0 & 0 & -1 \end{bmatrix},$$

$$\text{and } \mathbf{0} = \begin{bmatrix} 0 & 0 & 0 & 0 \\ 0 & 0 & 0 & 0 \\ 0 & 0 & 0 & 0 \\ 0 & 0 & 0 & 0 \end{bmatrix}.$$

Form the 16×16 matrix A in partitioned form,

$$A = \begin{bmatrix} A_1 & -I & 0 & 0 \\ -I & A_1 & -I & 0 \\ 0 & -I & A_1 & -I \\ 0 & 0 & -I & A_1 \end{bmatrix}.$$

Let $\mathbf{b} = (1, 2, 3, 4, 5, 6, 7, 8, 9, 0, 1, 2, 3, 4, 5, 6)^t$.

- a. Solve $A\mathbf{x} = \mathbf{b}$ using the conjugate gradient method with tolerance 0.05.
- b. Solve $A\mathbf{x} = \mathbf{b}$ using the preconditioned conjugate gradient method with $C^{-1} = D^{-1/2}$ and tolerance 0.05.
- c. Is there any tolerance for which the methods of part (a) and part (b) require a different number of iterations?
12. Use the transpose properties given in Theorem 6.13 to prove Theorem 7.30.
13. a. Show that an A -orthogonal set of nonzero vectors associated with a positive definite matrix is linearly independent.
- b. Show that if $\{\mathbf{v}^{(1)}, \mathbf{v}^{(2)}, \dots, \mathbf{v}^{(n)}\}$ is a set of A -orthogonal nonzero vectors in \mathbb{R}^n and $\mathbf{z}'\mathbf{v}^{(i)} = 0$, for each $i = 1, 2, \dots, n$, then $\mathbf{z} = \mathbf{0}$.
14. Prove Theorem 7.33 using mathematical induction as follows:
- a. Show that $\langle \mathbf{r}^{(1)}, \mathbf{v}^{(1)} \rangle = 0$.
- b. Assume that $\langle \mathbf{r}^{(k)}, \mathbf{v}^{(j)} \rangle = 0$, for each $k \leq l$ and $j = 1, 2, \dots, k$, and show that this implies that $\langle \mathbf{r}^{(l+1)}, \mathbf{v}^{(j)} \rangle = 0$, for each $j = 1, 2, \dots, l$.
- c. Show that $\langle \mathbf{r}^{(l+1)}, \mathbf{v}^{(l+1)} \rangle = 0$.

7.6 Survey of Methods and Software

In this chapter we have studied iterative techniques to approximate the solution of linear systems. We began with the Jacobi method and the Gauss-Seidel method to introduce the iterative methods. Both methods require an arbitrary initial approximation $\mathbf{x}^{(0)}$ and generate a sequence of vectors $\mathbf{x}^{(i+1)}$ using an equation of the form

$$\mathbf{x}^{(i+1)} = T\mathbf{x}^{(i)} + \mathbf{c}.$$

It was noted that the method will converge if and only if the spectral radius of the iteration matrix $\rho(T) < 1$, and the smaller the spectral radius, the faster the convergence. Analysis of the residual vectors of the Gauss-Seidel technique led to the SOR iterative method, which involves a parameter ω to speed convergence.

These iterative methods and modifications are used extensively in the solution of linear systems which arise in the numerical solution of boundary value problems and partial differential equations (see Chapters 11 and 12). These systems are often very large, on the order of 10000 equations in 10000 unknowns, and are sparse with their nonzero entries in predictable positions. The iterative methods are also useful for other large sparse systems and are easily adapted for efficient use on parallel computers.

Almost all commercial and public domain packages that contain iterative methods for the solution of a linear system of equations require a preconditioner to be used with the method. Faster convergence of iterative solvers is often achieved by using a preconditioner. A preconditioner produces an equivalent system of equations that hopefully exhibits better convergence characteristics than the original system. The IMSL Library has the subroutine PCGRC, which is a preconditioned conjugate gradient method. The NAG Library has several subroutines, which are prefixed F11, for the iterative solution of linear systems. All of the subroutines are based on Krylov subspaces. Saad [Sa2] has a detailed description of Krylov subspace methods. The packages LINPACK and LAPACK contain only direct methods for the solution of linear systems; however, the packages do contain many subroutines that are used by the iterative solvers. The public domain packages IML++, ITPACK, SLAP, and Templates, contain iterative methods. MATLAB contains several iterative methods that are also based on Krylov subspaces. For example, the command $x = \text{PCG}(A, b)$ executes the preconditioned conjugate gradient method to solve the linear system $Ax = b$. Some optional input parameters for PCG are, TOL a tolerance for convergence, MAXIT the maximum number of iterations, and M a preconditioner.

The concepts of condition number and poorly conditioned matrices were introduced in Section 7.4. Many of the subroutines for solving a linear system or for factoring a matrix into an LU factorization include checks for ill-conditioned matrices and also give an estimate of the condition number.

The subroutine SGETRF in LAPACK factors the real matrix A into an LU factorization and gives the row ordering for the permutation matrix P , where $PA = LU$. The subroutine SGECON gives the reciprocal of the condition number of A using the LU factorization computed by SGETRF. LAPACK also has subroutines to estimate the condition number for special matrices. For example, SPOTRF performs the Choleski factorization of a positive definite matrix A , and SPOCON estimates the reciprocal of the condition number using the Choleski factorization computed by SPOTRF.

The IMSL Library has subroutines that estimate the condition number. For example, the subroutine LFCRG computes an LU factorization $PA = LU$ of the matrix A and also gives an estimate of the condition number. The NAG Library has similar subroutines.

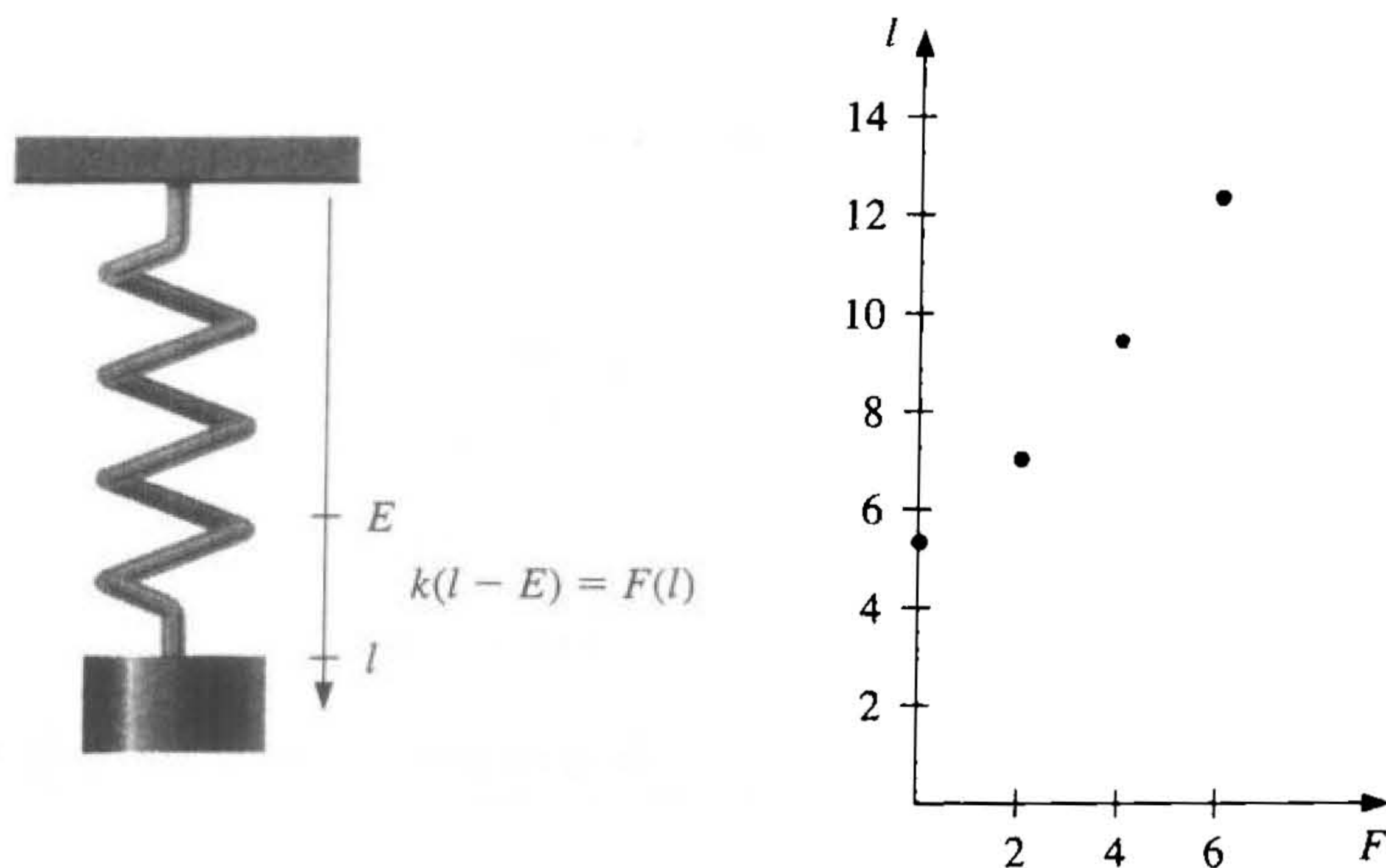
LAPACK, LINPACK, the IMSL Library, and the NAG Library have subroutines that improve on a solution to a linear system that is poorly conditioned. The subroutines test the condition number and then use iterative refinement to obtain the most accurate solution possible given the precision of the computer.

More information on the use of iterative methods for solving linear systems can be found in Varga [Var], Young [Y], Hageman and Young [HY], and in the recent book by Axelsson [Ax]. Iterative methods for large sparse systems are discussed in Barrett et al [Barr], Hackbusch [Hac], Kelley [Kelley], and Saad [Sa2].

Approximation Theory

■ ■ ■

Hooke's law states that when a force is applied to a spring constructed of uniform material, the length of the spring is a linear function of that force. We can write the linear function as $F(l) = k(l - E)$, where $F(l)$ represents the force required to stretch the spring l units, the constant E represents the length of the spring with no force applied, and the constant k is the spring constant.



Suppose we want to determine the spring constant for a spring that has initial length 5.3 in. We apply forces of 2, 4, and 6 lb to the spring and find that its length increases to 7.0, 9.4, and 12.3 in., respectively. A quick examination shows that the points $(0, 5.3)$, $(2, 7.0)$, $(4, 9.4)$, and $(6, 12.3)$ do not quite lie in a straight line. Although we could simply use one random pair of these data points to approximate the spring constant, it would seem more reasonable to find the line that *best* approximates

all the data points to determine the constant. This type of approximation will be considered in this chapter, and this spring application can be found in Exercise 7 of Section 8.1.

The study of approximation theory involves two general types of problems. One problem arises when a function is given explicitly, but we wish to find a “simpler” type of function, such as a polynomial, that can be used to determine approximate values of the given function. The other problem in approximation theory is concerned with fitting functions to given data and finding the “best” function in a certain class to represent the data.

Both problems have been touched upon in Chapter 3. The Taylor polynomial of degree n about the number x_0 is an excellent approximation to an $(n+1)$ -times differentiable function f in a small neighborhood of x_0 . The Lagrange interpolating polynomials, or, more generally, osculatory polynomials, were discussed both as approximating polynomials and as polynomials to fit certain data. Cubic splines were also discussed in that chapter. In this chapter, limitations to these techniques are considered, and other avenues of approach are discussed.

8.1 Discrete Least Squares Approximation

Consider the problem of estimating the values of a function at nontabulated points, given the experimental data in Table 8.1.

Table 8.1

x_i	y_i	x_i	y_i
1	1.3	6	8.8
2	3.5	7	10.1
3	4.2	8	12.5
4	5.0	9	13.0
5	7.0	10	15.6

Figure 8.1 shows a graph of the values in Table 8.1. From this graph, it appears that the actual relationship between x and y is linear. The likely reason that no line precisely fits the data is because of errors in the data. So it is unreasonable to require that the approximating function agree exactly with the data. In fact, such a function would introduce oscillations that were not originally present. For example, the ninth degree interpolating polynomial on the data shown in Figure 8.2 is obtained in Maple using the commands

```
>p:=interp([1,2,3,4,5,6,7,8,9,10],
           [1.3,3.5,4.2,5.0,7.0,8.8,10.1,12.5,13.0,15.6],x);
>plot({p},x=1..10);
```

This polynomial is clearly a poor predictor of information between a number of the data points. A better approach would be to find the “best” (in some sense) approximating line, even if it does not agree precisely with the data at any point.

Figure 8.1

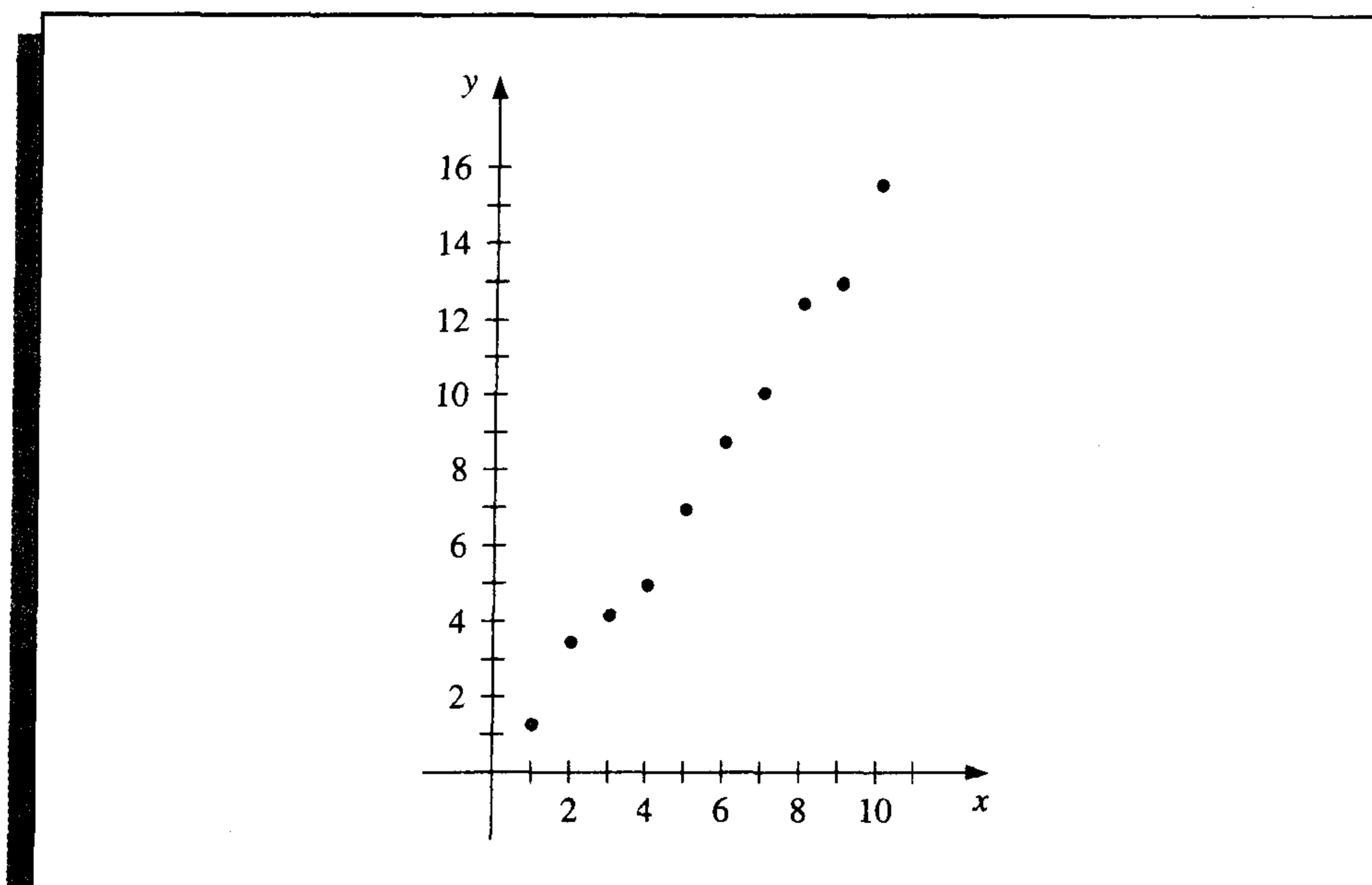
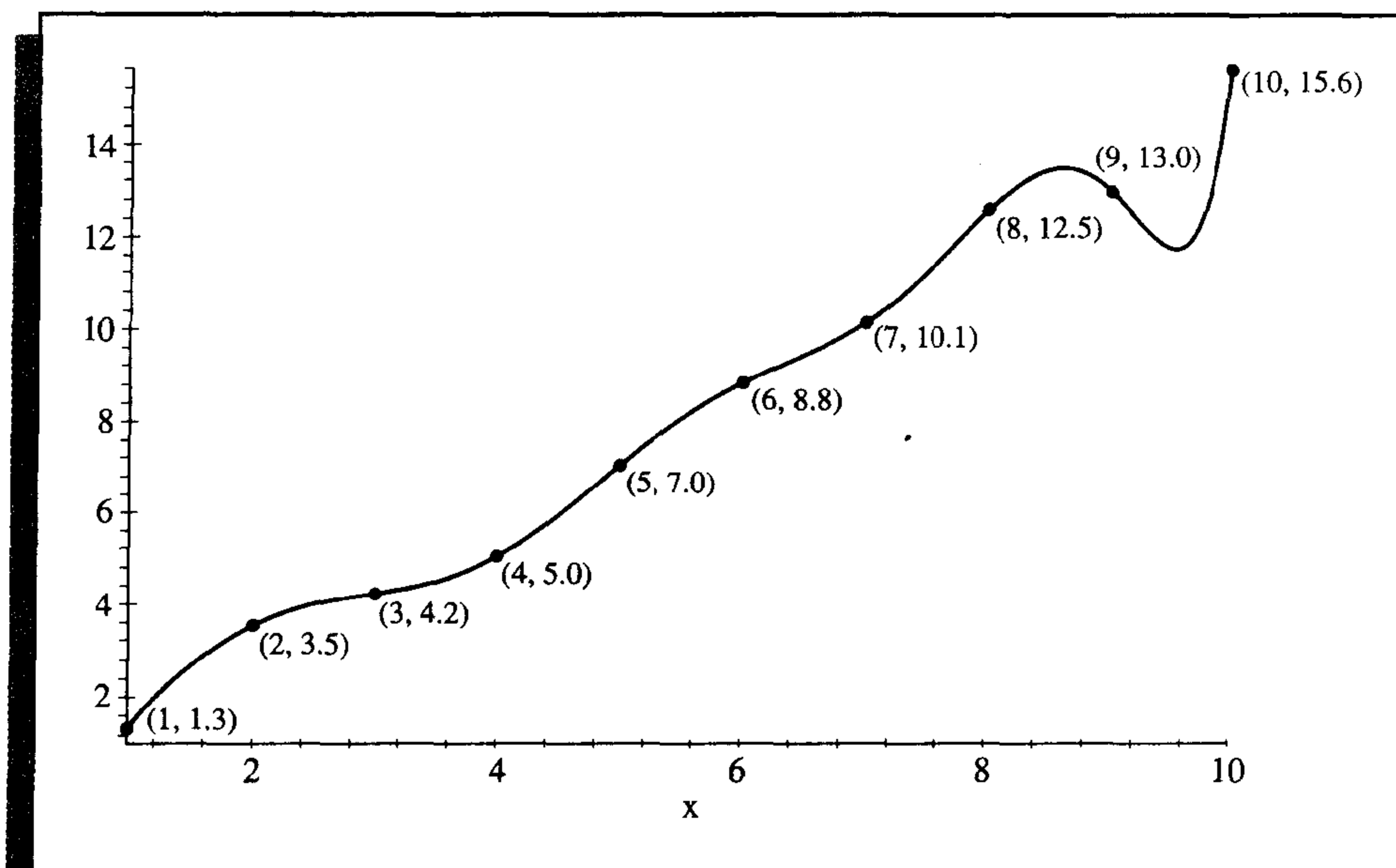


Figure 8.2



Let $a_1x_i + a_0$ denote the i th value on the approximating line and y_i be the i th given y -value. The problem of finding the equation of the best linear approximation in the absolute sense requires that values of a_0 and a_1 be found to minimize

$$E_{\infty}(a_0, a_1) = \max_{1 \leq i \leq 10} \{|y_i - (a_1x_i + a_0)|\}.$$

This is commonly called a **minimax** problem and cannot be handled by elementary techniques.

Another approach to determining the best linear approximation involves finding values of a_0 and a_1 to minimize

$$E_1(a_0, a_1) = \sum_{i=1}^{10} |y_i - (a_1 x_i + a_0)|.$$

This quantity is called the **absolute deviation**. To minimize a function of two variables, we need to set its partial derivatives to zero and simultaneously solve the resulting equations. In the case of the absolute deviation, we need to find a_0 and a_1 with

$$0 = \frac{\partial}{\partial a_0} \sum_{i=1}^{10} |y_i - (a_1 x_i + a_0)| \quad \text{and} \quad 0 = \frac{\partial}{\partial a_1} \sum_{i=1}^{10} |y_i - (a_1 x_i + a_0)|.$$

The difficulty is that the absolute-value function is not differentiable at zero, and we may not be able to find solutions to this pair of equations.

The **least squares** approach to this problem involves determining the best approximating line when the error involved is the sum of the squares of the differences between the y -values on the approximating line and the given y -values. Hence, constants a_0 and a_1 must be found that minimize the least squares error:

$$E_2(a_0, a_1) = \sum_{i=1}^{10} [y_i - (a_1 x_i + a_0)]^2.$$

The least squares method is the most convenient procedure for determining best linear approximations, but there are also important theoretical considerations that favor it. The minimax approach generally assigns too much weight to a bit of data that is badly in error, whereas the absolute deviation method does not give sufficient weight to a point that is considerably out of line with the approximation. The least squares approach puts substantially more weight on a point that is out of line with the rest of the data but will not allow that point to completely dominate the approximation. An additional reason for considering the least squares approach involves the study of the statistical distribution of error. (See [Lar, pp. 463–481].)

The general problem of fitting the best least squares line to a collection of data $\{(x_i, y_i)\}_{i=1}^m$ involves minimizing the total error,

$$E \equiv E_2(a_0, a_1) = \sum_{i=1}^m [y_i - (a_1 x_i + a_0)]^2,$$

with respect to the parameters a_0 and a_1 . For a minimum to occur, we need

$$0 = \frac{\partial}{\partial a_0} \sum_{i=1}^m [(y_i - (a_1 x_i + a_0))]^2 = 2 \sum_{i=1}^m (y_i - a_1 x_i - a_0)(-1)$$

and

$$0 = \frac{\partial}{\partial a_1} \sum_{i=1}^m [y_i - (a_1 x_i + a_0)]^2 = 2 \sum_{i=1}^m (y_i - a_1 x_i - a_0)(-x_i).$$

These equations simplify to the **normal equations**:

$$a_0 \cdot m + a_1 \sum_{i=1}^m x_i = \sum_{i=1}^m y_i \quad \text{and} \quad a_0 \sum_{i=1}^m x_i + a_1 \sum_{i=1}^m x_i^2 = \sum_{i=1}^m x_i y_i.$$

The solution to this system of equations is

$$a_0 = \frac{\sum_{i=1}^m x_i^2 \sum_{i=1}^m y_i - \sum_{i=1}^m x_i y_i \sum_{i=1}^m x_i}{m \left(\sum_{i=1}^m x_i^2 \right) - \left(\sum_{i=1}^m x_i \right)^2} \quad (8.1)$$

and

$$a_1 = \frac{m \sum_{i=1}^m x_i y_i - \sum_{i=1}^m x_i \sum_{i=1}^m y_i}{m \left(\sum_{i=1}^m x_i^2 \right) - \left(\sum_{i=1}^m x_i \right)^2}. \quad (8.2)$$

EXAMPLE 1 Consider the data presented in Table 8.1. To find the least squares line approximating this data, extend the table and sum the columns, as shown in the third and fourth columns of Table 8.2.

Table 8.2

x_i	y_i	x_i^2	$x_i y_i$	$P(x_i) = 1.538x_i - 0.360$
1	1.3	1	1.3	1.18
2	3.5	4	7.0	2.72
3	4.2	9	12.6	4.25
4	5.0	16	20.0	5.79
5	7.0	25	35.0	7.33
6	8.8	36	52.8	8.87
7	10.1	49	70.7	10.41
8	12.5	64	100.0	11.94
9	13.0	81	117.0	13.48
10	15.6	100	156.0	15.02
55	81.0	385	572.4	$E = \sum_{i=1}^{10} (y_i - P(x_i))^2 \approx 2.34$

The normal equations (8.1) and (8.2) imply that

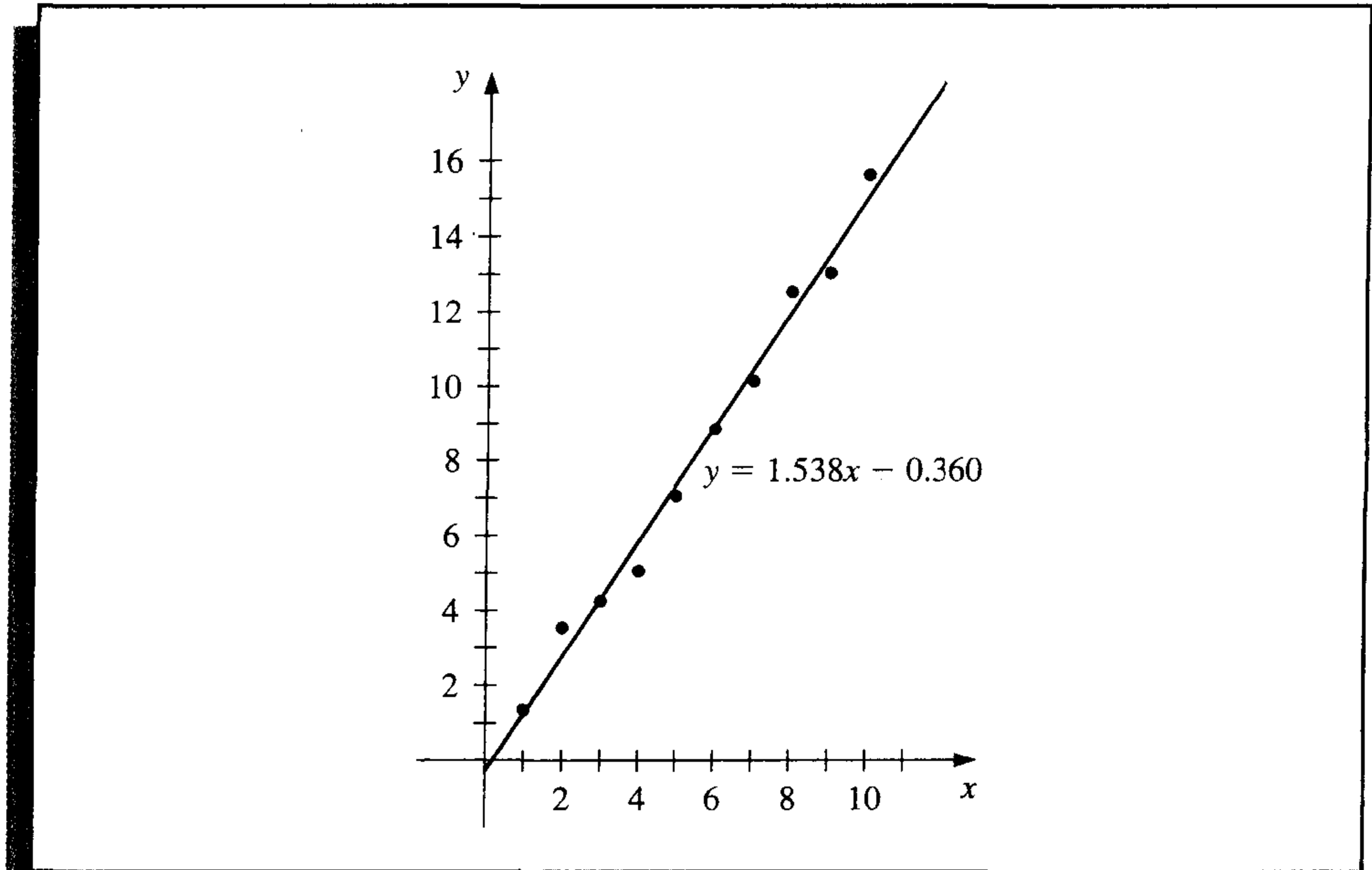
$$a_0 = \frac{385(81) - 55(572.4)}{10(385) - (55)^2} = -0.360$$

and

$$a_1 = \frac{10(572.4) - 55(81)}{10(385) - (55)^2} = 1.538,$$

so $P(x) = 1.538x - 0.360$. The graph of this line and the data points are shown in Figure 8.3. The approximate values given by the least squares technique at the data points are in Table 8.2. ■

Figure 8.3



The general problem of approximating a set of data, $\{(x_i, y_i) \mid i = 1, 2, \dots, m\}$, with an algebraic polynomial

$$P_n(x) = a_n x^n + a_{n-1} x^{n-1} + \dots + a_1 x + a_0,$$

of degree $n < m - 1$, using the least squares procedure is handled in a similar manner. We choose the constants a_0, a_1, \dots, a_n to minimize the least squares error

$$\begin{aligned} E_2 &= \sum_{i=1}^m (y_i - P_n(x_i))^2 \\ &= \sum_{i=1}^m y_i^2 - 2 \sum_{i=1}^m P_n(x_i) y_i + \sum_{i=1}^m (P_n(x_i))^2 \\ &= \sum_{i=1}^m y_i^2 - 2 \sum_{i=1}^m \left(\sum_{j=0}^n a_j x_i^j \right) y_i + \sum_{i=1}^m \left(\sum_{j=0}^n a_j x_i^j \right)^2 \\ &= \sum_{i=1}^m y_i^2 - 2 \sum_{j=0}^n a_j \left(\sum_{i=1}^m y_i x_i^j \right) + \sum_{j=0}^n \sum_{k=0}^n a_j a_k \left(\sum_{i=1}^m x_i^{j+k} \right). \end{aligned}$$

As in the linear case, for E to be minimized it is necessary that $\partial E/\partial a_j = 0$, for each $j = 0, 1, \dots, n$. Thus, for each j ,

$$0 = \frac{\partial E}{\partial a_j} = -2 \sum_{i=1}^m y_i x_i^j + 2 \sum_{k=0}^n a_k \sum_{i=1}^m x_i^{j+k}.$$

This gives $n + 1$ **normal equations** in the $n + 1$ unknowns a_j ,

$$\sum_{k=0}^n a_k \sum_{i=1}^m x_i^{j+k} = \sum_{i=1}^m y_i x_i^j, \quad \text{for each } j = 0, 1, \dots, n. \quad (8.3)$$

It is helpful to write the equations as follows:

$$\begin{aligned} a_0 \sum_{i=1}^m x_i^0 + a_1 \sum_{i=1}^m x_i^1 + a_2 \sum_{i=1}^m x_i^2 + \cdots + a_n \sum_{i=1}^m x_i^n &= \sum_{i=1}^m y_i x_i^0, \\ a_0 \sum_{i=1}^m x_i^1 + a_1 \sum_{i=1}^m x_i^2 + a_2 \sum_{i=1}^m x_i^3 + \cdots + a_n \sum_{i=1}^m x_i^{n+1} &= \sum_{i=1}^m y_i x_i^1, \\ &\vdots \\ a_0 \sum_{i=1}^m x_i^n + a_1 \sum_{i=1}^m x_i^{n+1} + a_2 \sum_{i=1}^m x_i^{n+2} + \cdots + a_n \sum_{i=1}^m x_i^{2n} &= \sum_{i=1}^m y_i x_i^n. \end{aligned}$$

These *normal equations* have a unique solution provided that the x_i are distinct (see Exercise 14).

EXAMPLE 2

Fit the data in Table 8.3 with the discrete least squares polynomial of degree 2. For this problem, $n = 2$, $m = 5$, and the three normal equations are

$$\begin{aligned} 5a_0 + 2.5a_1 + 1.875a_2 &= 8.7680, \\ 2.5a_0 + 1.875a_1 + 1.5625a_2 &= 5.4514, \\ 1.875a_0 + 1.5625a_1 + 1.3828a_2 &= 4.4015. \end{aligned}$$

Table 8.3

i	1	2	3	4	5
x_i	0	0.25	0.50	0.75	1.00
y_i	1.0000	1.2840	1.6487	2.1170	2.7183

We can solve this system using a CAS. In Maple, we first define the equations

```
>eq1:=5*a0+2.5*a1+1.875*a2=8.7680;
>eq2:=2.5*a0+1.875*a1+1.5625*a2=5.4514;
>eq3:=1.875*a0+1.5625*a1+1.3828*a2=4.4015;
```

To solve the system we enter

```
>solve({eq1,eq2,eq3},{a0,a1,a2});
```

which gives, with `Digits:=5`;

$$a_0 = 1.0051, \quad a_1 = 0.86468, \quad \text{and} \quad a_2 = 0.84316.$$

Thus, the least squares polynomial of degree 2 fitting the preceding data is $P_2(x) = 1.0051 + 0.86468x + 0.84316x^2$, whose graph is shown in Figure 8.4. At the given values of x_i we have the approximations shown in Table 8.4.

The total error,

$$E_2 = \sum_{i=1}^5 (y_i - P(x_i))^2 = 2.74 \times 10^{-4},$$

is the least that can be obtained by using a polynomial of degree at most 2. ■

Figure 8.4

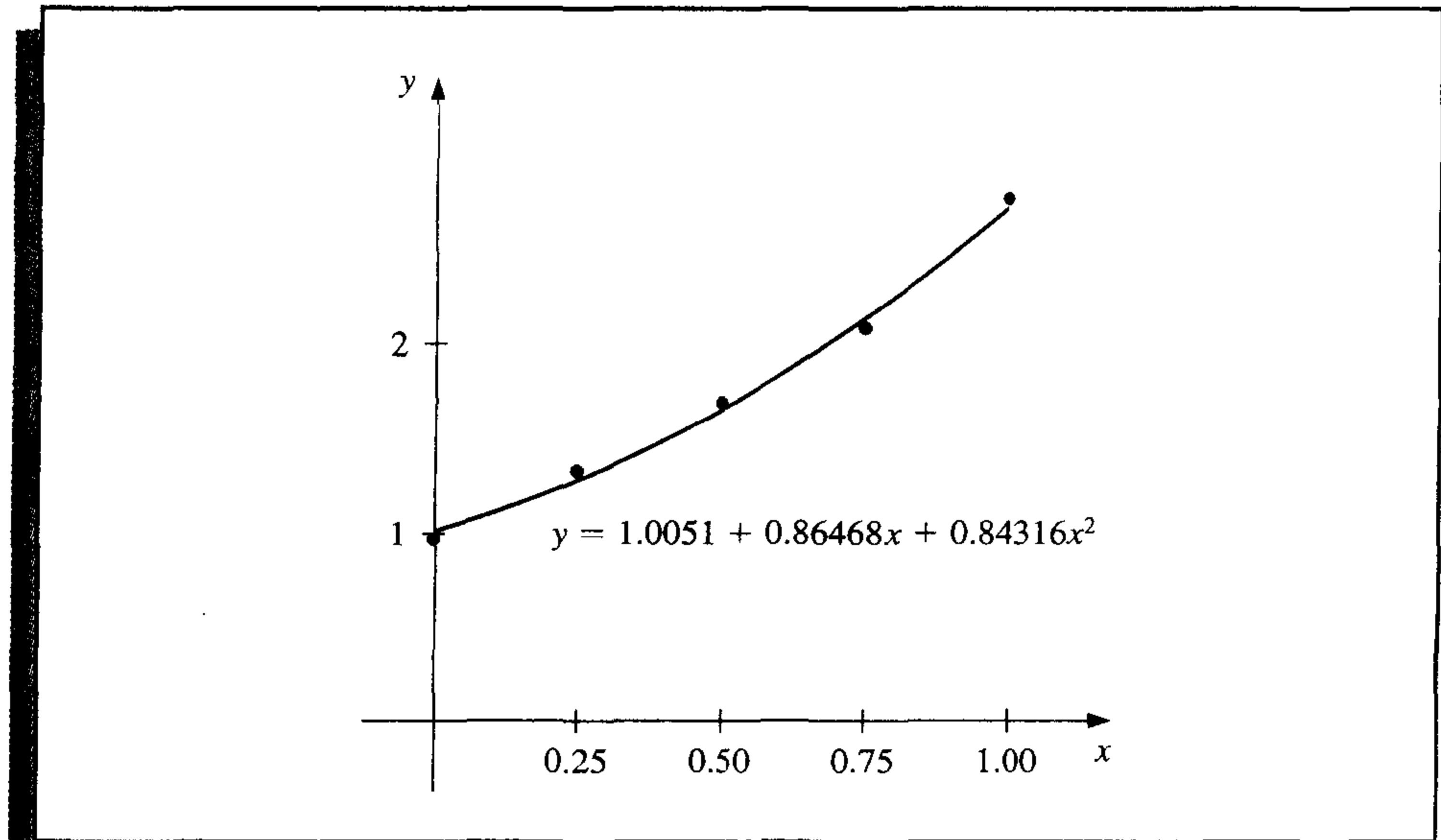


Table 8.4

i	1	2	3	4	5
x_i	0	0.25	0.50	0.75	1.00
y_i	1.0000	1.2840	1.6487	2.1170	2.7183
$P(x_i)$	1.0051	1.2740	1.6482	2.1279	2.7129
$y_i - P(x_i)$	-0.0051	0.0100	0.0004	-0.0109	0.0054

Maple has a function called `fit` in the `stats` library to compute discrete least squares approximations. We can compute the approximation in Example 2 using the Maple code

```

>with(stats)
>xvals:=[0,0.25,0.5,0.75,1];
>yvals:=[1,1.284,1.6487,2.117,2.7183];
>z:=fit[leastsquare[[x,y],y=a*x^2 + b*x + c, {a,b,c}]]
      ([xvals,yvals]);

```

Maple returns the result

$$z := y = .8436571429x^2 + .8641828571x + 1.005137143$$

To obtain an approximation $y(1.7)$, we enter

```
>evalf(subs(x = 1.7,z));
```

to get $y = 4.912417143$.

Occasionally it is appropriate to assume that the data are exponentially related. This requires the approximating function to be of the form

$$y = be^{ax} \quad (8.4)$$

or

$$y = bx^a, \quad (8.5)$$

for some constants a and b . The difficulty with applying the least squares procedure in a situation of this type comes from attempting to minimize

$$E = \sum_{i=1}^m (y_i - be^{ax_i})^2, \quad \text{in the case of Eq. (8.4),}$$

or

$$E = \sum_{i=1}^m (y_i - bx_i^a)^2, \quad \text{in the case of Eq. (8.5).}$$

The normal equations associated with these procedures are obtained from either

$$0 = \frac{\partial E}{\partial b} = 2 \sum_{i=1}^m (y_i - be^{ax_i})(-e^{ax_i})$$

and

$$0 = \frac{\partial E}{\partial a} = 2 \sum_{i=1}^m (y_i - be^{ax_i})(-bx_i e^{ax_i}), \quad \text{in the case of Eq. (8.4);}$$

or

$$0 = \frac{\partial E}{\partial b} = 2 \sum_{i=1}^m (y_i - bx_i^a)(-x_i^a)$$

and

$$0 = \frac{\partial E}{\partial a} = 2 \sum_{i=1}^m (y_i - bx_i^a)(-b(\ln x_i)x_i^a), \quad \text{in the case of Eq. (8.5).}$$

No exact solution to either of these systems in a and b can generally be found.

The method that is commonly used when the data are suspected to be exponentially related is to consider the logarithm of the approximating equation:

$$\ln y = \ln b + ax, \quad \text{in the case of Eq. (8.4),}$$

and

$$\ln y = \ln b + a \ln x, \quad \text{in the case of Eq. (8.5).}$$

In either case, a linear problem now appears, and solutions for $\ln b$ and a can be obtained by appropriately modifying the normal equations (8.1) and (8.2).

However, the approximation obtained in this manner is *not* the least squares approximation for the original problem, and this approximation can in some cases differ significantly from the least squares approximation to the original problem. The application in Exercise 13 describes such a problem. This application will be reconsidered as Exercise 7 in Section 10.3, where the exact solution to the exponential least squares problem is approximated by using methods suitable for solving nonlinear systems of equations.

EXAMPLE 3

Consider the collection of data in the first three columns of Table 8.5.

Table 8.5

i	x_i	y_i	$\ln y_i$	x_i^2	$x_i \ln y_i$
1	1.00	5.10	1.629	1.0000	1.629
2	1.25	5.79	1.756	1.5625	2.195
3	1.50	6.53	1.876	2.2500	2.814
4	1.75	7.45	2.008	3.0625	3.514
5	2.00	8.46	2.135	4.0000	4.270
	7.50		9.404	11.875	14.422

If x_i is graphed with $\ln y_i$, the data appear to have a linear relation, so it is reasonable to assume an approximation of the form

$$y = be^{ax} \quad \text{or} \quad \ln y = \ln b + ax.$$

Extending the table and summing the appropriate columns gives the remaining data in Table 8.5.

Using the normal equations (8.1) and (8.2),

$$a = \frac{(5)(14.422) - (7.5)(9.404)}{(5)(11.875) - (7.5)^2} = 0.5056$$

and

$$\ln b = \frac{(11.875)(9.404) - (14.422)(7.5)}{(5)(11.875) - (7.5)^2} = 1.122.$$

Since $b = e^{1.122} = 3.071$, the approximation assumes the form

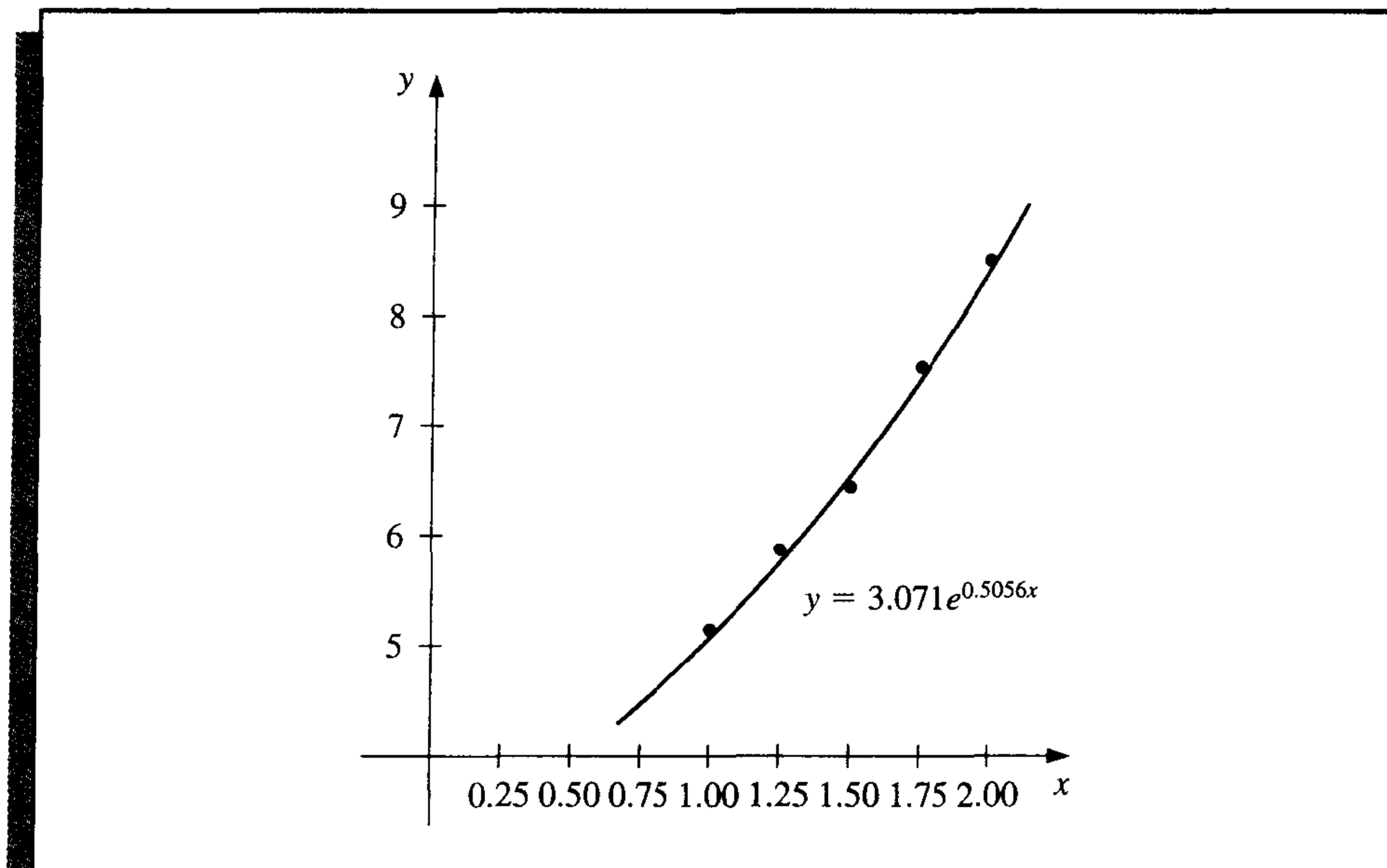
$$y = 3.071e^{0.5056x},$$

which, at the data points, gives the values in Table 8.6. (See Figure 8.5.) ■

Table 8.6

i	x_i	y_i	$3.071e^{0.5056x_i}$
1	1.00	5.10	5.09
2	1.25	5.79	5.78
3	1.50	6.53	6.56
4	1.75	7.45	7.44
5	2.00	8.46	8.44

Figure 8.5



EXERCISE SET 8.1

1. Compute the linear least squares polynomial for the data of Example 2.
2. Compute the least squares polynomial of degree 2 for the data of Example 1, and compare the total error E for the two polynomials.

3. Find the least squares polynomials of degrees 1, 2, and 3 for the data in the following table. Compute the error E in each case. Graph the data and the polynomials.

x_i	1.0	1.1	1.3	1.5	1.9	2.1
y_i	1.84	1.96	2.21	2.45	2.94	3.18

4. Find the least squares polynomials of degrees 1, 2, and 3 for the data in the following table. Compute the error E in each case. Graph the data and the polynomials.

x_i	0	0.15	0.31	0.5	0.6	0.75
y_i	1.0	1.004	1.031	1.117	1.223	1.422

5. Given the data:

x_i	4.0	4.2	4.5	4.7	5.1	5.5	5.9	6.3	6.8	7.1
y_i	102.56	113.18	130.11	142.05	167.53	195.14	224.87	256.73	299.50	326.72

- Construct the least squares polynomial of degree 1, and compute the error.
 - Construct the least squares polynomial of degree 2, and compute the error.
 - Construct the least squares polynomial of degree 3, and compute the error.
 - Construct the least squares approximation of the form be^{ax} , and compute the error.
 - Construct the least squares approximation of the form bx^a , and compute the error.
6. Repeat Exercise 5 for the following data.

x_i	0.2	0.3	0.6	0.9	1.1	1.3	1.4	1.6
y_i	0.050446	0.098426	0.33277	0.72660	1.0972	1.5697	1.8487	2.5015

7. In the lead example of this chapter, an experiment was described to determine the spring constant k in Hooke's law:

$$F(l) = k(l - E).$$

The function F is the force required to stretch the spring l units, where the constant $E = 5.3$ in. is the length of the unstretched spring.

- a. Suppose measurements are made of the length l , in inches, for applied weights $F(l)$, in pounds, as given in the following table.

$F(l)$	l
2	7.0
4	9.4
6	12.3

Find the least squares approximation for k .

- b. Additional measurements are made, giving more data:

$F(l)$	l
3	8.3
5	11.3
8	14.4
10	15.9

Compute the new least squares approximation for k . Which of (a) or (b) best fits the total experimental data?

8. The following list contains homework grades and the final-examination grades for 30 numerical analysis students. Find the equation of the least squares line for this data, and use this line to determine the homework grade required to predict minimal A (90%) and D (60%) grades on the final.

Homework	Final	Homework	Final
302	45	323	83
325	72	337	99
285	54	337	70
339	54	304	62
334	79	319	66
322	65	234	51
331	99	337	53
279	63	351	100
316	65	339	67
347	99	343	83
343	83	314	42
290	74	344	79
326	76	185	59
233	57	340	75
254	45	316	45

9. The following table lists the college grade-point averages of 20 mathematics and computer science majors, together with the scores that these students received on the mathematics portion of the ACT (American College Testing Program) test while in high school. Plot these data, and find the equation of the least squares line for this data.

ACT score	Grade-point average	ACT score	Grade-point average
28	3.84	29	3.75
25	3.21	28	3.65
28	3.23	27	3.87
27	3.63	29	3.75
28	3.75	21	1.66
33	3.20	28	3.12
28	3.41	28	2.96
29	3.38	26	2.92
23	3.53	30	3.10
27	2.03	24	2.81

10. The following set of data, presented to the Senate Antitrust Subcommittee, shows the comparative crash-survivability characteristics of cars in various classes. Find the least squares line that approximates these data. (The table shows the percent of accident-involved vehicles in which the most severe injury was fatal or serious.)

Type	Average Weight	Percent Occurrence
1. Domestic luxury regular	4800 lb	3.1
2. Domestic intermediate regular	3700 lb	4.0
3. Domestic economy regular	3400 lb	5.2
4. Domestic compact	2800 lb	6.4
5. Foreign compact	1900 lb	9.6

11. To determine a relationship between the number of fish and the number of species of fish in samples taken for a portion of the Great Barrier Reef, P. Sale and R. Dybdahl [SD] fit a linear least squares polynomial to the following collection of data, which were collected in samples over a 2-year period. Let x be the number of fish in the sample and y be the number of species in the sample.

x	y	x	y	x	y
13	11	29	12	60	14
15	10	30	14	62	21
16	11	31	16	64	21
21	12	36	17	70	24
22	12	40	13	72	17
23	13	42	14	100	23
25	13	55	22	130	34

Determine the linear least squares polynomial for these data.

12. To determine a functional relationship between the attenuation coefficient and the thickness of a sample of taconite, V. P. Singh [Si] fits a collection of data by using a linear least squares polynomial. The following collection of data is taken from a graph in that paper. Find the linear least squares polynomial fitting these data.

Thickness (cm)	Attenuation coefficient (dB/cm)
0.040	26.5
0.041	28.1
0.055	25.2
0.056	26.0
0.062	24.0
0.071	25.0
0.071	26.4
0.078	27.2
0.082	25.6
0.090	25.0
0.092	26.8

Thickness (cm)	Attenuation coefficient (dB/cm)
0.100	24.8
0.105	27.0
0.120	25.0
0.123	27.3
0.130	26.9
0.140	26.2

13. In a paper dealing with the efficiency of energy utilization of the larvae of the modest sphinx moth (*Pachysphinx modesta*), L. Schroeder [Schr1] used the following data to determine a relation between W , the live weight of the larvae in grams, and R , the oxygen consumption of the larvae in milliliters/hour. For biological reasons, it is assumed that a relationship in the form of $R = bW^a$ exists between W and R .

- a. Find the logarithmic linear least squares polynomial by using

$$\ln R = \ln b + a \ln W.$$

- b. Compute the error associated with the approximation in part (a):

$$E = \sum_{i=1}^{37} (R_i - bW_i^a)^2.$$

- c. Modify the logarithmic least squares equation in part (a) by adding the quadratic term $c(\ln W_i)^2$, and determine the logarithmic quadratic least squares polynomial.
- d. Determine the formula for and compute the error associated with the approximation in part (c).

W	R	W	R	W	R	W	R	W	R
0.017	0.154	0.025	0.23	0.020	0.181	0.020	0.180	0.025	0.234
0.087	0.296	0.111	0.357	0.085	0.260	0.119	0.299	0.233	0.537
0.174	0.363	0.211	0.366	0.171	0.334	0.210	0.428	0.783	1.47
1.11	0.531	0.999	0.771	1.29	0.87	1.32	1.15	1.35	2.48
1.74	2.23	3.02	2.01	3.04	3.59	3.34	2.83	1.69	1.44
4.09	3.58	4.28	3.28	4.29	3.40	5.48	4.15	2.75	1.84
5.45	3.52	4.58	2.96	5.30	3.88			4.83	4.66
5.96	2.40	4.68	5.10					5.53	6.94

14. Show that the normal equations (8.3) resulting from discrete least squares approximation yield a symmetric and nonsingular matrix and hence have a unique solution. [Hint: Let $A = (a_{ij})$, where

$$a_{ij} = \sum_{k=1}^m x_k^{i+j-2}$$

and x_1, x_2, \dots, x_m are distinct with $n < m - 1$. Suppose A is singular and that $\mathbf{c} \neq \mathbf{0}$ is such that $\mathbf{c}' A \mathbf{c} = 0$. Show that the n th-degree polynomial whose coefficients are the coordinates of \mathbf{c} has more than n roots, and use this to establish a contradiction.]

8.2 Orthogonal Polynomials and Least Squares Approximation

The previous section considered the problem of least squares approximation to fit a collection of data. The other approximation problem mentioned in the introduction concerns the approximation of functions.

Suppose $f \in C[a, b]$ and that a polynomial $P_n(x)$ of degree at most n is required that will minimize the error

$$\int_a^b [f(x) - P_n(x)]^2 dx.$$

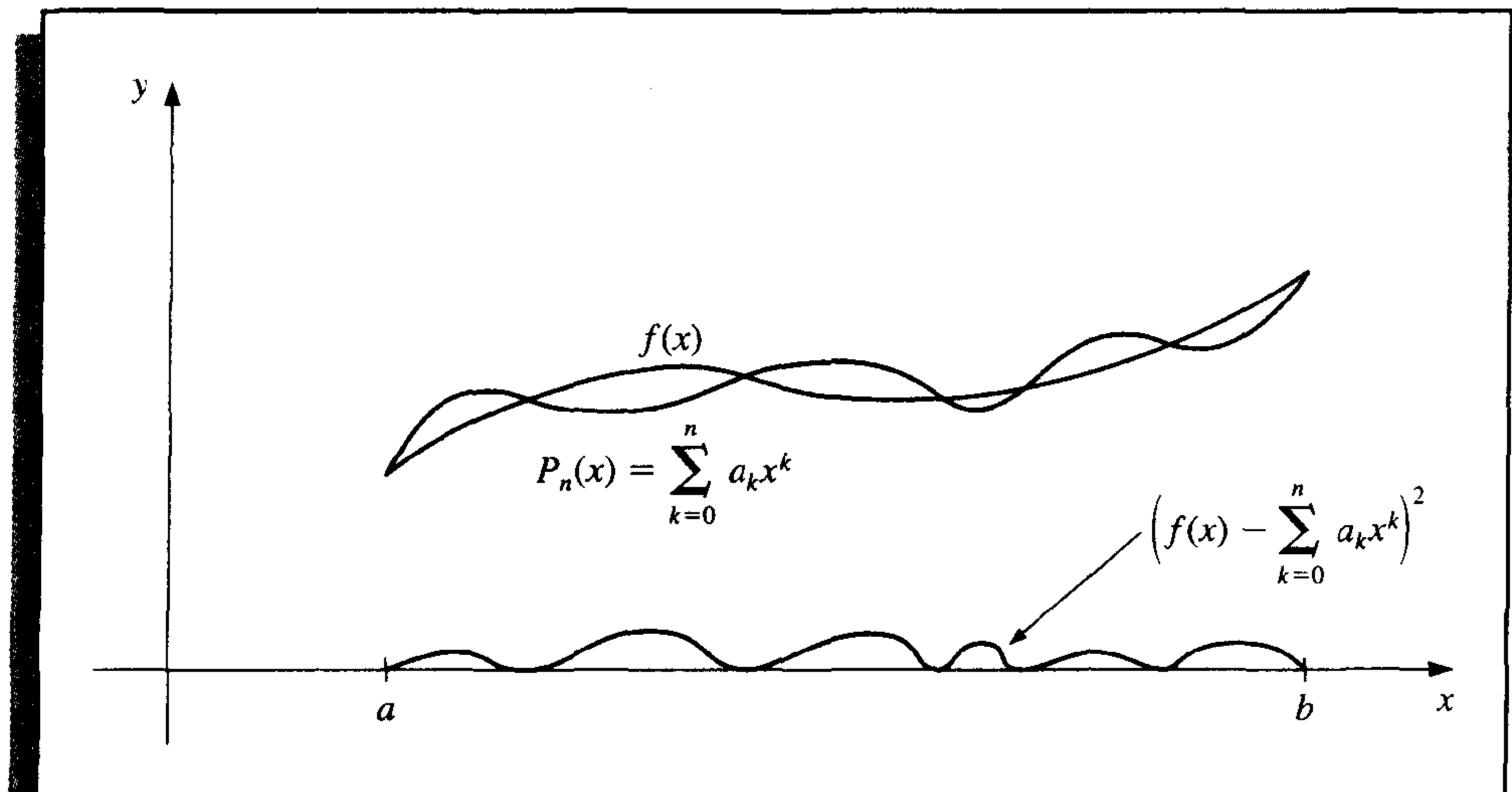
To determine a least squares approximating polynomial; that is, a polynomial to minimize this expression, let

$$P_n(x) = a_n x^n + a_{n-1} x^{n-1} + \cdots + a_1 x + a_0 = \sum_{k=0}^n a_k x^k,$$

and define, as shown in Figure 8.6,

$$E \equiv E(a_0, a_1, \dots, a_n) = \int_a^b \left(f(x) - \sum_{k=0}^n a_k x^k \right)^2 dx.$$

Figure 8.6



The problem is to find real coefficients a_0, a_1, \dots, a_n that will minimize E . A necessary condition for the numbers a_0, a_1, \dots, a_n to minimize E is that

$$\frac{\partial E}{\partial a_j} = 0, \quad \text{for each } j = 0, 1, \dots, n.$$

Since

$$E = \int_a^b [f(x)]^2 dx - 2 \sum_{k=0}^n a_k \int_a^b x^k f(x) dx + \int_a^b \left(\sum_{k=0}^n a_k x^k \right)^2 dx,$$

we have

$$\frac{\partial E}{\partial a_j} = -2 \int_a^b x^j f(x) dx + 2 \sum_{k=0}^n a_k \int_a^b x^{j+k} dx.$$

Hence, to find $P_n(x)$, the $(n + 1)$ linear **normal equations**

$$\sum_{k=0}^n a_k \int_a^b x^{j+k} dx = \int_a^b x^j f(x) dx, \quad \text{for each } j = 0, 1, \dots, n, \quad (8.6)$$

must be solved for the $(n + 1)$ unknowns a_j . The normal equations always have a unique solution provided $f \in C[a, b]$. (See Exercise 15.)

EXAMPLE 1 Find the least squares approximating polynomial of degree 2 for the function $f(x) = \sin \pi x$ on the interval $[0, 1]$. The normal equations for $P_2(x) = a_2 x^2 + a_1 x + a_0$ are

$$\begin{aligned} a_0 \int_0^1 1 dx + a_1 \int_0^1 x dx + a_2 \int_0^1 x^2 dx &= \int_0^1 \sin \pi x dx, \\ a_0 \int_0^1 x dx + a_1 \int_0^1 x^2 dx + a_2 \int_0^1 x^3 dx &= \int_0^1 x \sin \pi x dx, \\ a_0 \int_0^1 x^2 dx + a_1 \int_0^1 x^3 dx + a_2 \int_0^1 x^4 dx &= \int_0^1 x^2 \sin \pi x dx. \end{aligned}$$

Performing the integration yields

$$a_0 + \frac{1}{2}a_1 + \frac{1}{3}a_2 = \frac{2}{\pi}, \quad \frac{1}{2}a_0 + \frac{1}{3}a_1 + \frac{1}{4}a_2 = \frac{1}{\pi}, \quad \frac{1}{3}a_0 + \frac{1}{4}a_1 + \frac{1}{5}a_2 = \frac{\pi^2 - 4}{\pi^3}.$$

These three equations in three unknowns can be solved to obtain

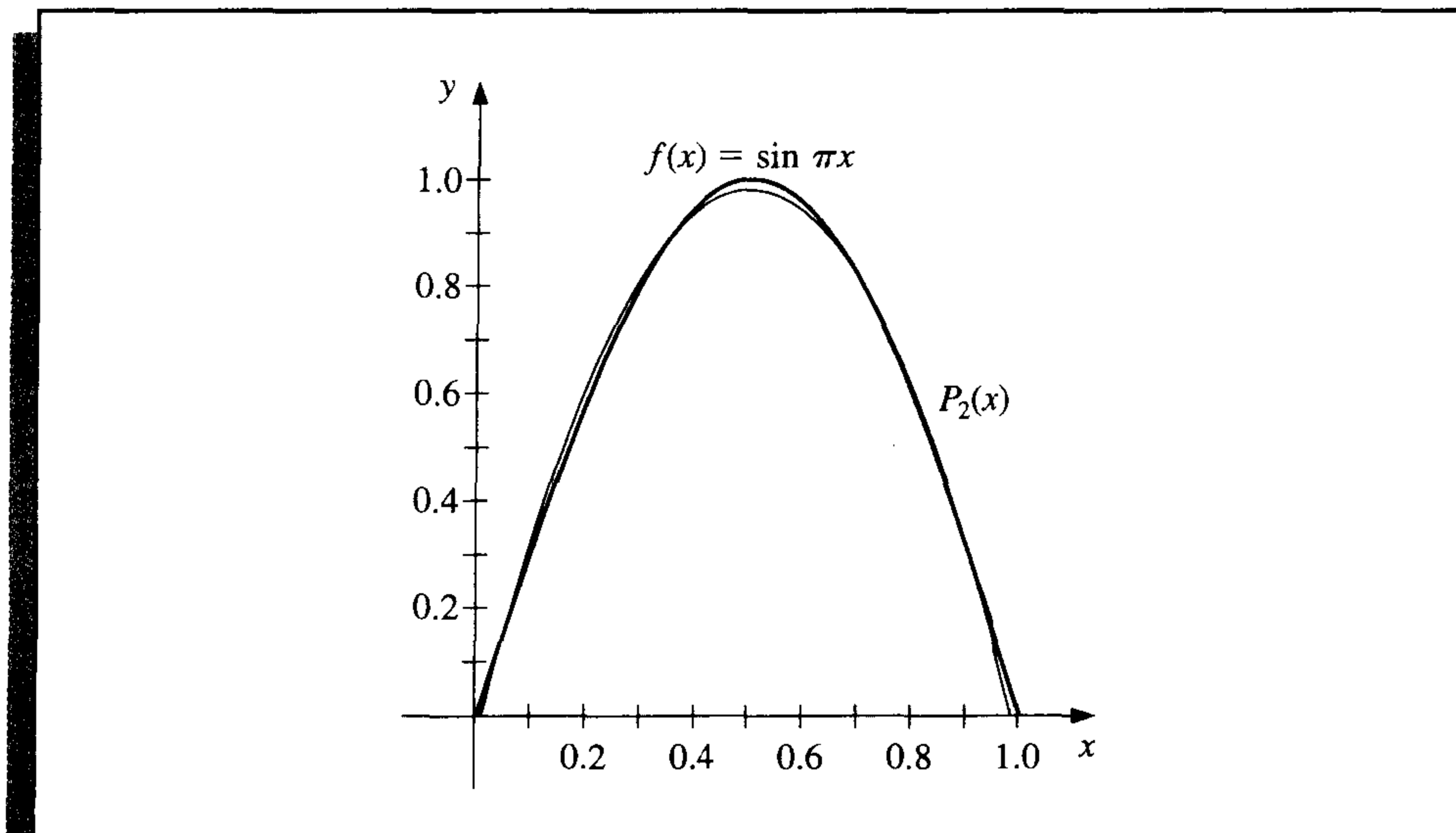
$$a_0 = \frac{12\pi^2 - 120}{\pi^3} \approx -0.050465 \quad \text{and} \quad a_1 = -a_2 = \frac{720 - 60\pi^2}{\pi^3} \approx 4.12251.$$

Consequently, the least squares polynomial approximation of degree 2 for $f(x) = \sin \pi x$ on $[0, 1]$ is $P_2(x) = -4.12251x^2 + 4.12251x - 0.050465$. (See Figure 8.7 on page 500.) ■

Example 1 illustrates the difficulty in obtaining a least squares polynomial approximation. An $(n + 1) \times (n + 1)$ linear system for the unknowns a_0, \dots, a_n must be solved, and the coefficients in the linear system are of the form

$$\int_a^b x^{j+k} dx = \frac{b^{j+k+1} - a^{j+k+1}}{j+k+1},$$

Figure 8.7



a linear system that does not have an easily computed numerical solution. The matrix in the linear system is known as a **Hilbert matrix**, which is a classic example for demonstrating roundoff error difficulties. (See Exercise 6 of Section 7.4.)

Another disadvantage is similar to the situation that occurred when the Lagrange polynomials were first introduced in Section 3.1. The calculations that were performed in obtaining the best n th-degree polynomial, $P_n(x)$, do not lessen the amount of work required to obtain $P_{n+1}(x)$, the polynomial of next higher degree.

A different technique to obtain least squares approximations will now be considered. This turns out to be computationally efficient, and once $P_n(x)$ is known, it is easy to determine $P_{n+1}(x)$. To facilitate the discussion, we need some new concepts.

Definition 8.1 The set of functions $\{\phi_0, \dots, \phi_n\}$ is said to be **linearly independent** on $[a, b]$ if, whenever

$$c_0\phi_0(x) + c_1\phi_1(x) + \dots + c_n\phi_n(x) = 0, \quad \text{for all } x \in [a, b],$$

we have $c_0 = c_1 = \dots = c_n = 0$. Otherwise the set of functions is said to be **linearly dependent**. ■

Theorem 8.2 If $\phi_j(x)$ is a polynomial of degree j , for each $j = 0, 1, \dots, n$, then $\{\phi_0, \dots, \phi_n\}$ is linearly independent on any interval $[a, b]$. ■

Proof Suppose c_0, \dots, c_n are real numbers for which

$$P(x) = c_0\phi_0(x) + c_1\phi_1(x) + \dots + c_n\phi_n(x) = 0, \quad \text{for all } x \in [a, b].$$

The polynomial $P(x)$ vanishes on $[a, b]$, so it must be the zero polynomial, and the coefficients of all the powers of x are zero. In particular, the coefficient of x^n is zero. Since

$c_n\phi_n(x)$ is the only term in $P(x)$ that contains x^n , we must have $c_n = 0$ and

$$P(x) = \sum_{j=0}^{n-1} c_j \phi_j(x).$$

In this representation of $P(x)$, the only term that contains a power of x^{n-1} is $c_{n-1}\phi_{n-1}(x)$, so this term must also be zero and

$$P(x) = \sum_{j=0}^{n-2} c_j \phi_j(x).$$

In like manner, the remaining constants $c_{n-2}, c_{n-3}, \dots, c_1, c_0$ are all zero, which implies that $\{\phi_0, \phi_1, \dots, \phi_n\}$ is linearly independent. ■ ■ ■

EXAMPLE 2

Let $\phi_0(x) = 2$, $\phi_1(x) = x - 3$, and $\phi_2(x) = x^2 + 2x + 7$. By Theorem 8.2, $\{\phi_0, \phi_1, \phi_2\}$ is linearly independent on any interval $[a, b]$. Suppose $Q(x) = a_0 + a_1x + a_2x^2$. We will show that there exist constants c_0, c_1 , and c_2 such that $Q(x) = c_0\phi_0(x) + c_1\phi_1(x) + c_2\phi_2(x)$. First note that

$$1 = \frac{1}{2}\phi_0(x), \quad x = \phi_1(x) + 3 = \phi_1(x) + \frac{3}{2}\phi_0(x),$$

and

$$\begin{aligned} x^2 &= \phi_2(x) - 2x - 7 = \phi_2(x) - 2\left[\phi_1(x) + \frac{3}{2}\phi_0(x)\right] - 7\left[\frac{1}{2}\phi_0(x)\right] \\ &= \phi_2(x) - 2\phi_1(x) - \frac{13}{2}\phi_0(x). \end{aligned}$$

Hence,

$$\begin{aligned} Q(x) &= a_0\left[\frac{1}{2}\phi_0(x)\right] + a_1\left[\phi_1(x) + \frac{3}{2}\phi_0(x)\right] + a_2\left[\phi_2(x) - 2\phi_1(x) - \frac{13}{2}\phi_0(x)\right] \\ &= \left(\frac{1}{2}a_0 + \frac{3}{2}a_1 - \frac{13}{2}a_2\right)\phi_0(x) + [a_1 - 2a_2]\phi_1(x) + a_2\phi_2(x), \end{aligned}$$

so any quadratic polynomial can be expressed as a linear combination of $\phi_0(x)$, $\phi_1(x)$, and $\phi_2(x)$. ■

The situation illustrated in Example 2 holds in a much more general setting. Let \prod_n be the set of all polynomials of degree at most n . The following result is used extensively in many applications of linear algebra. Its proof is considered in Exercise 13.

Theorem 8.3

If $\{\phi_0(x), \phi_1(x), \dots, \phi_n(x)\}$ is a collection of linearly independent polynomials in \prod_n , then any polynomial in \prod_n can be written uniquely as a linear combination of $\phi_0(x), \phi_1(x), \dots, \phi_n(x)$. ■

To discuss general function approximation requires the introduction of the notions of weight functions and orthogonality.

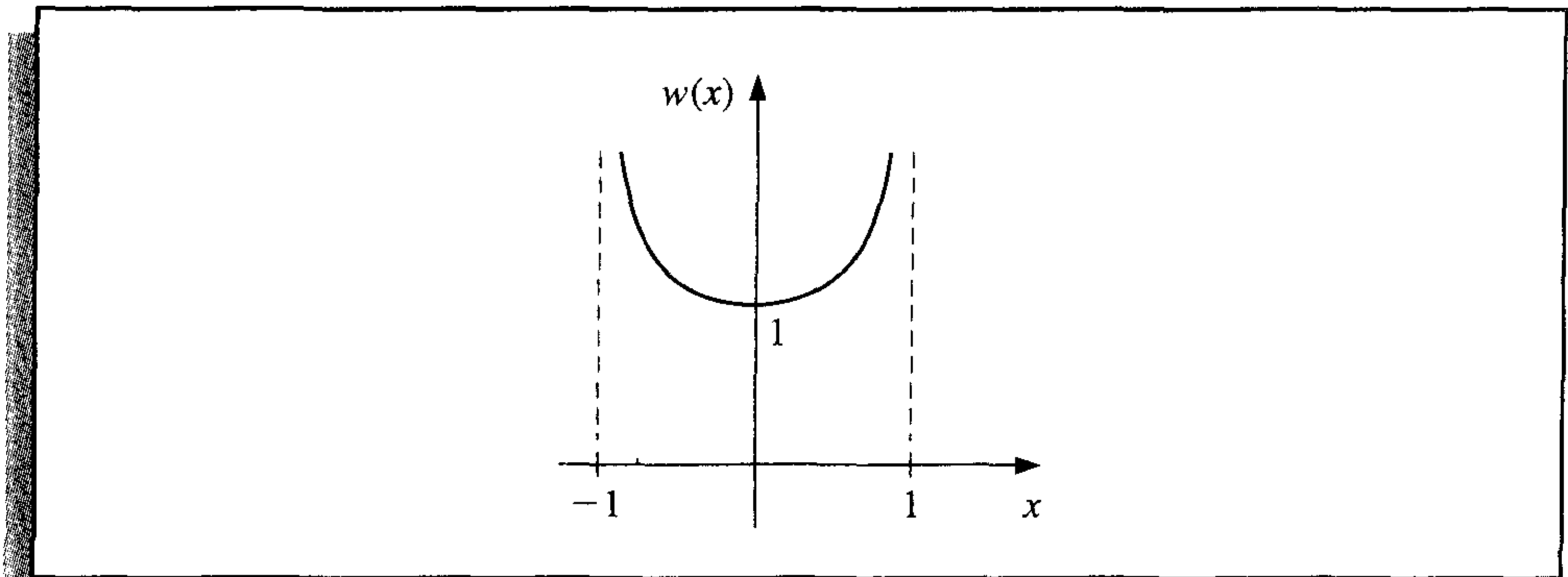
Definition 8.4 An integrable function w is called a **weight function** on the interval I if $w(x) \geq 0$, for all x in I , but $w(x) \neq 0$ on any subinterval of I . ■

The purpose of a weight function is to assign varying degrees of importance to approximations on certain portions of the interval. For example, the weight function

$$w(x) = \frac{1}{\sqrt{1-x^2}}$$

places less emphasis near the center of the interval $(-1, 1)$ and more emphasis when $|x|$ is near 1 (see Figure 8.8). This weight function is used in the next section.

Figure 8.8



Suppose $\{\phi_0, \phi_1, \dots, \phi_n\}$ is a set of linearly independent functions on $[a, b]$, w is a weight function for $[a, b]$, and, for $f \in C[a, b]$, a linear combination

$$P(x) = \sum_{k=0}^n a_k \phi_k(x)$$

is sought to minimize the error

$$E(a_0, \dots, a_n) = \int_a^b w(x) \left[f(x) - \sum_{k=0}^n a_k \phi_k(x) \right]^2 dx.$$

This problem reduces to the situation considered at the beginning of this section in the special case when $w(x) \equiv 1$ and $\phi_k(x) = x^k$, for each $k = 0, 1, \dots, n$.

The normal equations associated with this problem are derived from the fact that for each $j = 0, 1, \dots, n$,

$$0 = \frac{\partial E}{\partial a_j} = 2 \int_a^b w(x) \left[f(x) - \sum_{k=0}^n a_k \phi_k(x) \right] \phi_j(x) dx.$$

The system of normal equations can be written

$$\int_a^b w(x) f(x) \phi_j(x) dx = \sum_{k=0}^n a_k \int_a^b w(x) \phi_k(x) \phi_j(x) dx, \quad \text{for } j = 0, 1, \dots, n.$$

If the functions $\phi_0, \phi_1, \dots, \phi_n$ can be chosen so that

$$\int_a^b w(x) \phi_k(x) \phi_j(x) dx = \begin{cases} 0, & \text{when } j \neq k, \\ \alpha_j > 0, & \text{when } j = k, \end{cases} \quad (8.7)$$

then the normal equations reduce to

$$\int_a^b w(x) f(x) \phi_j(x) dx = a_j \int_a^b w(x) [\phi_j(x)]^2 dx = a_j \alpha_j,$$

for each $j = 0, 1, \dots, n$, and are easily solved to give

$$a_j = \frac{1}{\alpha_j} \int_a^b w(x) f(x) \phi_j(x) dx.$$

Hence the least squares approximation problem is greatly simplified when the functions $\phi_0, \phi_1, \dots, \phi_n$ are chosen to satisfy the *orthogonality* condition in Eq. (8.7). The remainder of this section is devoted to studying collections of this type.

Definition 8.5

$\{\phi_0, \phi_1, \dots, \phi_n\}$ is said to be an **orthogonal set of functions** for the interval $[a, b]$ with respect to the weight function w if

$$\int_a^b w(x) \phi_j(x) \phi_k(x) dx = \begin{cases} 0, & \text{when } j \neq k, \\ \alpha_k > 0, & \text{when } j = k. \end{cases}$$

If, in addition, $\alpha_k = 1$ for each $k = 0, 1, \dots, n$, the set is said to be **orthonormal**. ■

This definition, together with the remarks preceding it, produces the following theorem.

Theorem 8.6

If $\{\phi_0, \dots, \phi_n\}$ is an orthogonal set of functions on an interval $[a, b]$ with respect to the weight function w , then the least squares approximation to f on $[a, b]$ with respect to w is

$$P(x) = \sum_{k=0}^n a_k \phi_k(x),$$

where, for each $k = 0, 1, \dots, n$,

$$a_k = \frac{\int_a^b w(x) \phi_k(x) f(x) dx}{\int_a^b w(x) [\phi_k(x)]^2 dx} = \frac{1}{\alpha_k} \int_a^b w(x) \phi_k(x) f(x) dx. \quad \blacksquare$$

Although Definition 8.5 and Theorem 8.6 allow for broad classes of orthogonal functions, only orthogonal sets of polynomials will be considered. The next theorem, which is based on the **Gram-Schmidt process**, describes how to construct orthogonal polynomials on $[a, b]$ with respect to a weight function w .

Theorem 8.7

The set of polynomial functions $\{\phi_0, \phi_1, \dots, \phi_n\}$ defined in the following way is orthogonal on $[a, b]$ with respect to the weight function w .

$$\phi_0(x) \equiv 1, \quad \phi_1(x) = x - B_1, \quad \text{for each } x \text{ in } [a, b],$$

where

$$B_1 = \frac{\int_a^b x w(x) [\phi_0(x)]^2 dx}{\int_a^b w(x) [\phi_0(x)]^2 dx},$$

and when $k \geq 2$,

$$\phi_k(x) = (x - B_k)\phi_{k-1}(x) - C_k\phi_{k-2}(x), \quad \text{for each } x \text{ in } [a, b],$$

where

$$B_k = \frac{\int_a^b x w(x) [\phi_{k-1}(x)]^2 dx}{\int_a^b w(x) [\phi_{k-1}(x)]^2 dx}$$

and

$$C_k = \frac{\int_a^b x w(x) \phi_{k-1}(x) \phi_{k-2}(x) dx}{\int_a^b w(x) [\phi_{k-2}(x)]^2 dx}. \quad \blacksquare$$

Theorem 8.7 provides a recursive procedure for constructing a set of orthogonal polynomials. The proof of this theorem follows by applying mathematical induction to the degree of the polynomial $\phi_n(x)$.

Corollary 8.8

For any $n > 0$, the set of polynomial functions $\{\phi_0, \dots, \phi_n\}$ given in Theorem 8.7 is linearly independent on $[a, b]$ and

$$\int_a^b w(x) \phi_n(x) Q_k(x) dx = 0,$$

for any polynomial $Q_k(x)$ of degree $k < n$. ■

Proof Since $\phi_n(x)$ is a polynomial of degree n , Theorem 8.2 implies that $\{\phi_0, \dots, \phi_n\}$ is a linearly independent set.

Let $Q_k(x)$ be a polynomial of degree k . By Theorem 8.3 there exist numbers c_0, \dots, c_k such that

$$Q_k(x) = \sum_{j=0}^k c_j \phi_j(x).$$

Thus,

$$\int_a^b w(x) Q_k(x) \phi_n(x) dx = \sum_{j=0}^k c_j \int_a^b w(x) \phi_j(x) \phi_n(x) dx = \sum_{j=0}^k c_j \cdot 0 = 0,$$

since ϕ_n is orthogonal to ϕ_j for each $j = 0, 1, \dots, k$. ■ ■ ■

EXAMPLE 3

The set of **Legendre polynomials**, $\{P_n(x)\}$, is orthogonal on $[-1, 1]$ with respect to the weight function $w(x) \equiv 1$. The classical definition of the Legendre polynomials requires that $P_n(1) = 1$ for each n , and a recursive relation is used to generate the polynomials when $n \geq 2$. This normalization will not be needed in our discussion, and the least squares approximating polynomials generated in either case are essentially the same.

Using the recursive procedure of Theorem 8.7 with $P_0(x) \equiv 1$ gives

$$B_1 = \frac{\int_{-1}^1 x \, dx}{\int_{-1}^1 1 \, dx} = 0 \quad \text{and} \quad P_1(x) = (x - B_1)P_0(x) = x.$$

Also,

$$B_2 = \frac{\int_{-1}^1 x^3 \, dx}{\int_{-1}^1 x^2 \, dx} = 0 \quad \text{and} \quad C_2 = \frac{\int_{-1}^1 x^2 \, dx}{\int_{-1}^1 1 \, dx} = \frac{1}{3},$$

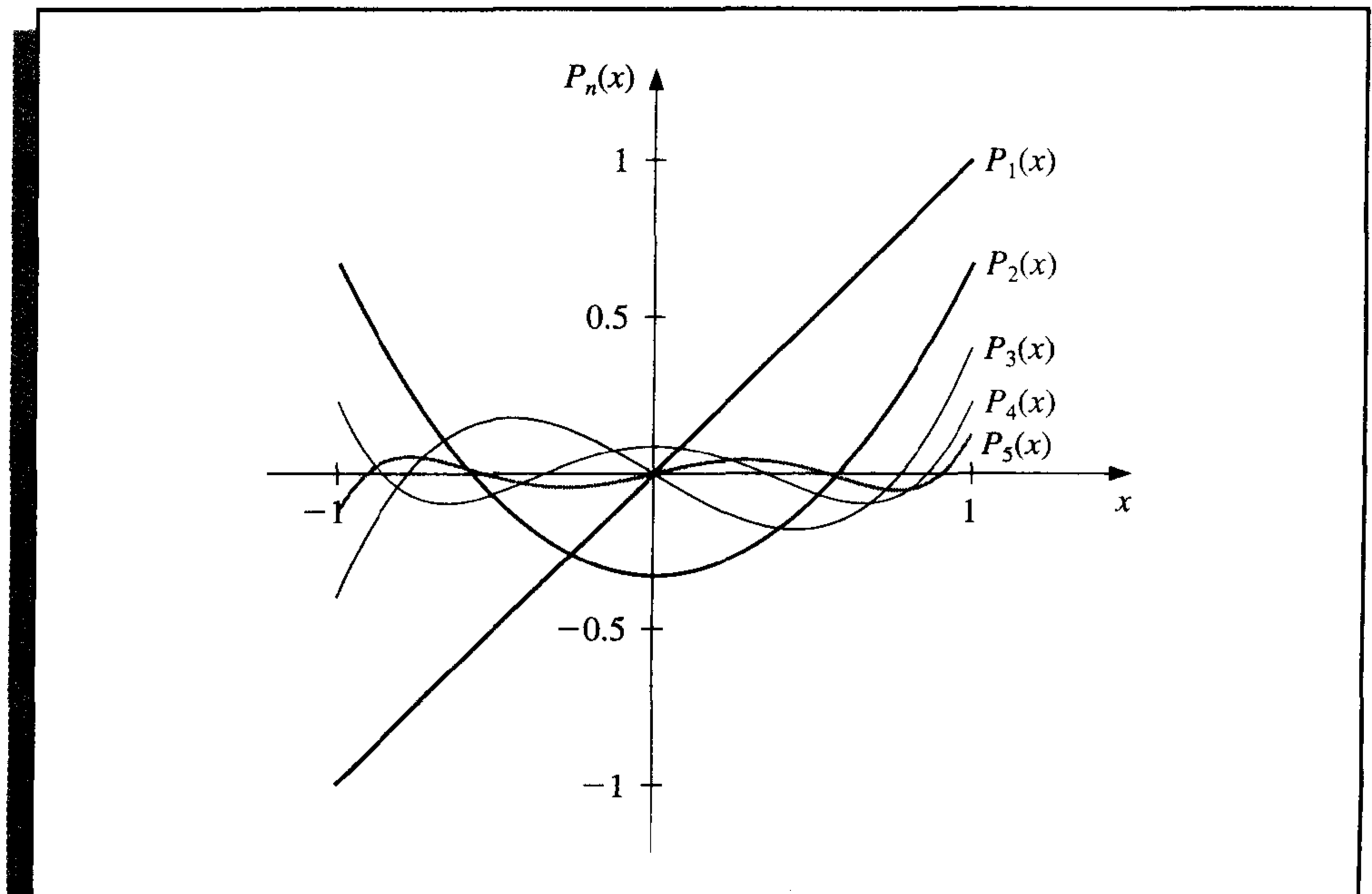
so

$$P_2(x) = (x - B_2)P_1(x) - C_2P_0(x) = (x - 0)x - \frac{1}{3} \cdot 1 = x^2 - \frac{1}{3}.$$

The higher-degree Legendre polynomials shown in Figure 8.9 are derived in the same manner. Although the integration can be tedious, it is not difficult with a CAS. For example, the Maple command `int` used to compute the integrals B_3 and C_3 :

```
>B3:=int(x*(x^2-1/3)^2,x=-1..1)/int((x^2-1/3)^2,x=-1..1);
>C3:=int(x*(x^2-1/3)*x,x=-1..1)/int(x^2,x=-1..1);
```

Figure 8.9



gives $B_3 = 0$ and $C_3 = \frac{4}{15}$. Thus,

$$P_3(x) = xP_2(x) - \frac{4}{15}P_1(x) = x^3 - \frac{1}{3}x - \frac{4}{15}x = x^3 - \frac{3}{5}x.$$

The next two Legendre polynomials are $P_4(x) = x^4 - \frac{6}{7}x^2 + \frac{3}{35}$ and $P_5(x) = x^5 - \frac{10}{9}x^3 + \frac{5}{21}x$. ■

The Legendre polynomials were mentioned in Section 4.7, where their roots were used as the nodes in Gaussian quadrature.

EXERCISE SET 8.2

- Find the linear least squares polynomial approximation to $f(x)$ on the indicated interval if
 - $f(x) = x^2 + 3x + 2$, $[0, 1]$;
 - $f(x) = x^3$, $[0, 2]$;
 - $f(x) = \frac{1}{x}$, $[1, 3]$;
 - $f(x) = e^x$, $[0, 2]$;
 - $f(x) = \frac{1}{2}\cos x + \frac{1}{3}\sin 2x$, $[0, 1]$;
 - $f(x) = x \ln x$, $[1, 3]$.
- Find the least squares polynomial approximation of degree two to the functions and intervals in Exercise 1.
- Find the linear least squares polynomial approximation on the interval $[-1, 1]$ for the following functions.
 - $f(x) = x^2 - 2x + 3$
 - $f(x) = x^3$
 - $f(x) = \frac{1}{x+2}$
 - $f(x) = e^x$
 - $f(x) = \frac{1}{2}\cos x + \frac{1}{3}\sin 2x$
 - $f(x) = \ln(x+2)$
- Find the least squares polynomial approximation of degree 2 on the interval $[-1, 1]$ for the functions in Exercise 3.
- Compute the error E for the approximations in Exercise 3.
- Compute the error E for the approximations in Exercise 4.
- Use the Gram-Schmidt process to construct $\phi_0(x)$, $\phi_1(x)$, $\phi_2(x)$, and $\phi_3(x)$ for the following intervals.
 - $[0, 1]$
 - $[0, 2]$
 - $[1, 3]$
- Repeat Exercise 1 using the results of Exercise 7.
- Repeat Exercise 2 using the results of Exercise 7.
- Obtain the least squares approximation polynomial of degree 3 for the functions in Exercise 1 using the results of Exercise 7.
- Use the Gram-Schmidt procedure to calculate L_1 , L_2 , and L_3 , where $\{L_0(x), L_1(x), L_2(x), L_3(x)\}$ is an orthogonal set of polynomials on $(0, \infty)$ with respect to the weight functions $w(x) = e^{-x}$ and $L_0(x) \equiv 1$. The polynomials obtained from this procedure are called the **Laguerre polynomials**.

12. Use the Laguerre polynomials calculated in Exercise 11 to compute the least squares polynomials of degree one, two, and three on the interval $(0, \infty)$ with respect to the weight function $w(x) = e^{-x}$ for the following functions:
- a. $f(x) = x^2$ b. $f(x) = e^{-x}$ c. $f(x) = x^3$ d. $f(x) = e^{-2x}$
13. Suppose $\{\phi_0, \phi_1, \dots, \phi_n\}$ is any linearly independent set in \prod_n . Show that for any element $Q \in \prod_n$, there exist unique constants c_0, c_1, \dots, c_n , such that

$$Q(x) = \sum_{k=0}^n c_k \phi_k(x).$$

14. Show that if $\{\phi_0, \phi_1, \dots, \phi_n\}$ is an orthogonal set of functions on $[a, b]$ with respect to the weight function w , then $\{\phi_0, \phi_1, \dots, \phi_n\}$ is a linearly independent set.
15. Show that the normal equations (8.6) have a unique solution. [Hint: Show that the only solution for the function $f(x) \equiv 0$ is $a_j = 0$, $j = 0, 1, \dots, n$. Multiply Eq. (8.6) by a_j , and sum over all j . Interchange the integral sign and the summation sign to obtain $\int_a^b [P(x)]^2 dx = 0$. Thus, $P(x) \equiv 0$, so $a_j = 0$, for $j = 0, \dots, n$. Hence, the coefficient matrix is nonsingular, and there is a unique solution to Eq. (8.6).]

8.3 Chebyshev Polynomials and Economization of Power Series

The Chebyshev polynomials $\{T_n(x)\}$ are orthogonal on $(-1, 1)$ with respect to the weight function $w(x) = (1-x^2)^{-1/2}$. Although they can be derived by the method in the previous section, it is easier to give their definition and then show that they satisfy the required orthogonality properties.

For $x \in [-1, 1]$, define

$$T_n(x) = \cos[n \arccos x], \quad \text{for each } n \geq 0. \quad (8.8)$$

It is not obvious from this definition that for each n , $T_n(x)$ is a polynomial in x , but we will now show that it is. First note that

$$T_0(x) = \cos 0 = 1 \quad \text{and} \quad T_1(x) = \cos(\arccos x) = x.$$

For $n \geq 1$, we introduce the substitution $\theta = \arccos x$ to change this equation to

$$T_n(\theta(x)) \equiv T_n(\theta) = \cos(n\theta), \quad \text{where } \theta \in [0, \pi].$$

A recurrence relation is derived by noting that

$$T_{n+1}(\theta) = \cos(n\theta) \cos \theta - \sin(n\theta) \sin \theta$$

and

$$T_{n-1}(\theta) = \cos(n\theta) \cos \theta + \sin(n\theta) \sin \theta.$$

Adding these equations gives

$$T_{n+1}(\theta) = 2 \cos(n\theta) \cos \theta - T_{n-1}(\theta).$$

Returning to the variable x , we have, for $n \geq 1$,

$$T_{n+1}(x) = 2x \cos(n \arccos x) - T_{n-1}(x)$$

or

$$T_{n+1}(x) = 2xT_n(x) - T_{n-1}(x). \quad (8.9)$$

Since $T_0(x) = 1$ and $T_1(x) = x$, the recurrence relation implies that $T_n(x)$ is a polynomial of degree n with leading coefficient 2^{n-1} , when $n \geq 1$.

The next three Chebyshev polynomials are

$$T_2(x) = 2xT_1(x) - T_0(x) = 2x^2 - 1,$$

$$T_3(x) = 2xT_2(x) - T_1(x) = 4x^3 - 3x,$$

and

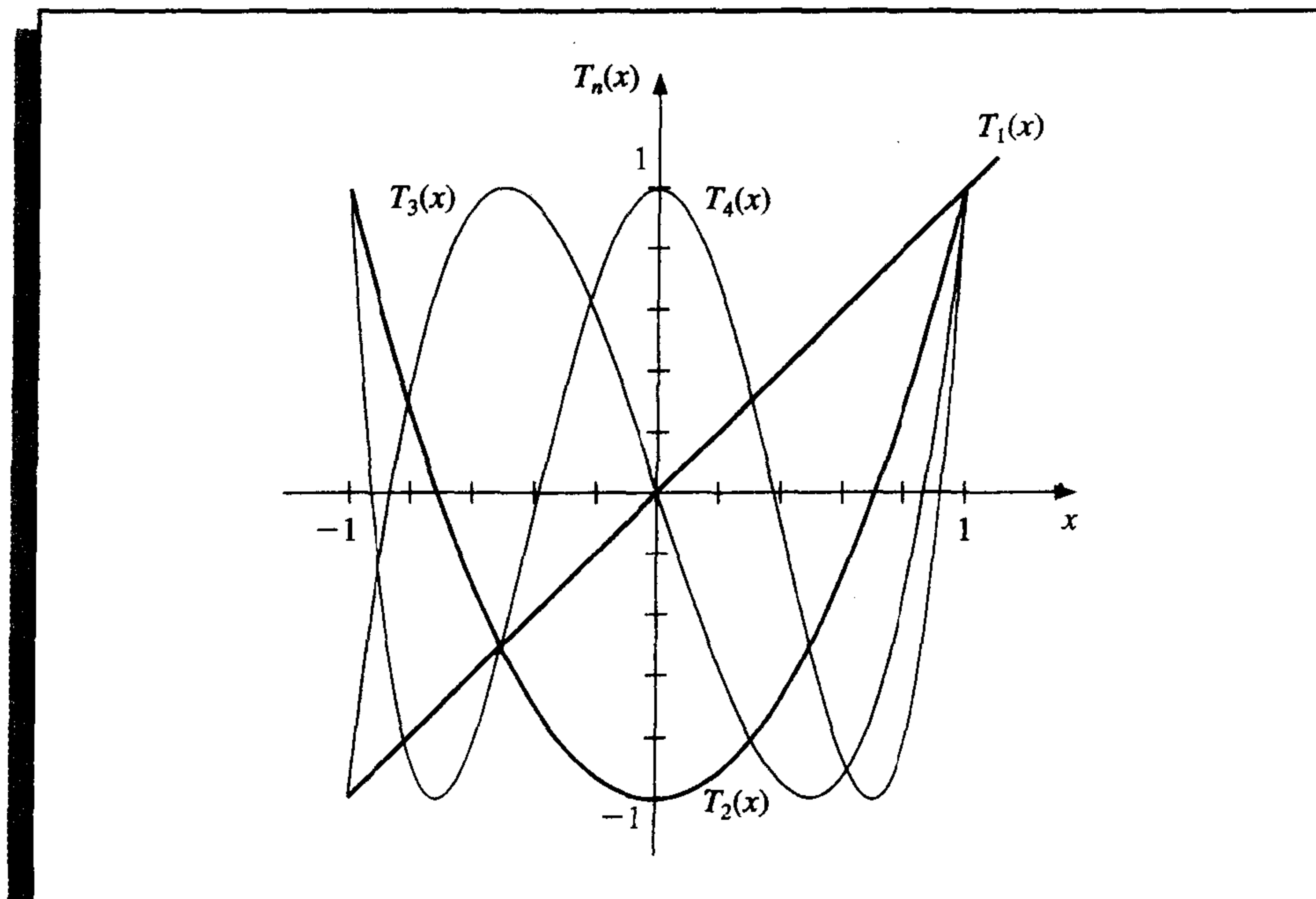
$$T_4(x) = 2xT_3(x) - T_2(x) = 8x^4 - 8x^2 + 1.$$

The graphs of T_1 , T_2 , T_3 , and T_4 are shown in Figure 8.10.

To show the orthogonality of the Chebyshev polynomials, consider

$$\int_{-1}^1 \frac{T_n(x)T_m(x)}{\sqrt{1-x^2}} dx = \int_{-1}^1 \frac{\cos(n \arccos x) \cos(m \arccos x)}{\sqrt{1-x^2}} dx.$$

Figure 8.10



Reintroducing the substitution $\theta = \arccos x$ gives

$$d\theta = -\frac{1}{\sqrt{1-x^2}} dx$$

and

$$\int_{-1}^1 \frac{T_n(x)T_m(x)}{\sqrt{1-x^2}} dx = -\int_{\pi}^0 \cos(n\theta) \cos(m\theta) d\theta = \int_0^{\pi} \cos(n\theta) \cos(m\theta) d\theta.$$

Suppose $n \neq m$. Since

$$\cos(n\theta) \cos(m\theta) = \frac{1}{2}[\cos(n+m)\theta + \cos(n-m)\theta],$$

we have

$$\begin{aligned} \int_{-1}^1 \frac{T_n(x)T_m(x)}{\sqrt{1-x^2}} dx &= \frac{1}{2} \int_0^{\pi} \cos((n+m)\theta) d\theta + \frac{1}{2} \int_0^{\pi} \cos((n-m)\theta) d\theta \\ &= \left[\frac{1}{2(n+m)} \sin((n+m)\theta) + \frac{1}{2(n-m)} \sin((n-m)\theta) \right]_0^{\pi} \\ &= 0. \end{aligned}$$

By a similar technique, it can be shown that when $n = m$,

$$\int_{-1}^1 \frac{[T_n(x)]^2}{\sqrt{1-x^2}} dx = \frac{\pi}{2}, \quad \text{for each } n \geq 1. \quad (8.10)$$

The Chebyshev polynomials are used to minimize approximation error. We will see how they are used to solve two problems of this type:

1. an optimal placing of interpolating points to minimize the error in Lagrange interpolation;
2. a means of reducing the degree of an approximating polynomial with minimal loss of accuracy.

The next result concerns the zeros and extreme points of T_n .

Theorem 8.9

The Chebyshev polynomial $T_n(x)$ of degree $n \geq 1$ has n simple zeros in $[-1, 1]$ at

$$\bar{x}_k = \cos\left(\frac{2k-1}{2n}\pi\right), \quad \text{for each } k = 1, 2, \dots, n.$$

Moreover, $T_n(x)$ assumes its absolute extrema at

$$\bar{x}'_k = \cos\left(\frac{k\pi}{n}\right) \quad \text{with} \quad T_n(\bar{x}'_k) = (-1)^k, \quad \text{for each } k = 0, 1, \dots, n. \quad \blacksquare$$

Proof If we let

$$\bar{x}_k = \cos\left(\frac{2k-1}{2n}\pi\right), \quad \text{for } k = 1, 2, \dots, n,$$

then

$$T_n(\bar{x}_k) = \cos(n \arccos \bar{x}_k) = \cos\left(n \arccos\left(\cos\left(\frac{2k-1}{2n}\pi\right)\right)\right) = \cos\left(\frac{2k-1}{2}\pi\right) = 0,$$

and each \bar{x}_k is a distinct zero of T_n . Since $T_n(x)$ is a polynomial of degree n , all zeros of $T_n(x)$ must be of this form.

To show the second part, first note that

$$T'_n(x) = \frac{d}{dx}[\cos(n \arccos x)] = \frac{n \sin(n \arccos x)}{\sqrt{1-x^2}},$$

and that, when $k = 1, 2, \dots, n-1$,

$$T'_n(\bar{x}'_k) = \frac{n \sin\left(n \arccos\left(\cos\left(\frac{k\pi}{n}\right)\right)\right)}{\sqrt{1 - \left[\cos\left(\frac{k\pi}{n}\right)\right]^2}} = \frac{n \sin(k\pi)}{\sin\left(\frac{k\pi}{n}\right)} = 0.$$

Since $T_n(x)$ is a polynomial of degree n , its derivative $T'_n(x)$ is a polynomial of degree $(n-1)$, and all the zeros of $T'_n(x)$ occur at these $n-1$ points. The only other possibilities for extrema of $T_n(x)$ occur at the endpoints of the interval $[-1, 1]$; that is, at $\bar{x}'_0 = 1$ and at $\bar{x}'_n = -1$. Since for any $k = 0, 1, \dots, n$, we have

$$T_n(\bar{x}'_k) = \cos\left(n \arccos\left(\cos\left(\frac{k\pi}{n}\right)\right)\right) = \cos(k\pi) = (-1)^k,$$

a maximum occurs at each even value of k and a minimum at each odd value. ■ ■ ■

The monic (polynomials with leading coefficient 1) Chebyshev polynomials $\tilde{T}_n(x)$ are derived from the Chebyshev polynomial $T_n(x)$ by dividing by the leading coefficient 2^{n-1} . Hence,

$$\tilde{T}_0(x) = 1 \quad \text{and} \quad \tilde{T}_n(x) = \frac{1}{2^{n-1}} T_n(x), \quad \text{for each } n \geq 1. \quad (8.11)$$

The recurrence relationship satisfied by the Chebyshev polynomials implies that

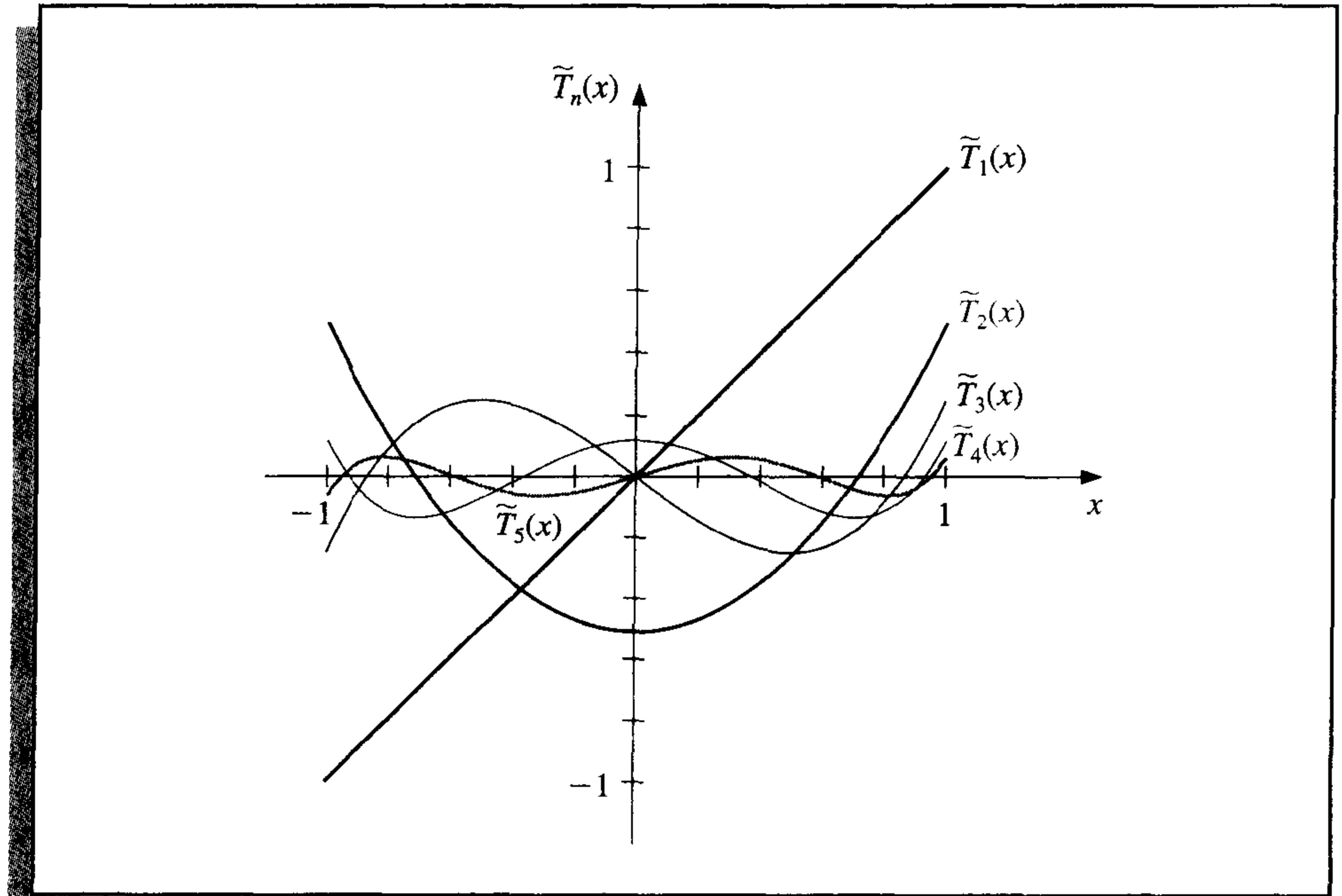
$$\begin{aligned} \tilde{T}_2(x) &= x\tilde{T}_1(x) - \frac{1}{2}\tilde{T}_0(x) \quad \text{and} \\ \tilde{T}_{n+1}(x) &= x\tilde{T}_n(x) - \frac{1}{4}\tilde{T}_{n-1}(x), \quad \text{for each } n \geq 2. \end{aligned} \quad (8.12)$$

The graphs of \tilde{T}_1 , \tilde{T}_2 , \tilde{T}_3 , \tilde{T}_4 , and \tilde{T}_5 are shown in Figure 8.11.

Because $\tilde{T}_n(x)$ is just a multiple of $T_n(x)$, Theorem 8.9 implies that the zeros of $\tilde{T}_n(x)$ also occur at

$$\bar{x}_k = \cos\left(\frac{2k-1}{2n}\pi\right), \quad \text{for each } k = 1, 2, \dots, n,$$

Figure 8.11



and the extreme values of $\tilde{T}_n(x)$, for $n \geq 1$, occur at

$$\bar{x}'_k = \cos\left(\frac{k\pi}{n}\right), \quad \text{with} \quad \tilde{T}_n(\bar{x}'_k) = \frac{(-1)^k}{2^{n-1}}, \quad \text{for each } k = 0, 1, 2, \dots, n. \quad (8.13)$$

Let $\tilde{\Pi}_n$ denote **the set of all monic polynomials of degree n** . The relation expressed in Eq. (8.13) leads to an important minimization property that distinguishes $\tilde{T}_n(x)$ from the other members of $\tilde{\Pi}_n$.

Theorem 8.10 The polynomials of the form $\tilde{T}_n(x)$, when $n \geq 1$, have the property that

$$\frac{1}{2^{n-1}} = \max_{x \in [-1, 1]} |\tilde{T}_n(x)| \leq \max_{x \in [-1, 1]} |P_n(x)|, \quad \text{for all } P_n(x) \in \tilde{\Pi}_n.$$

Moreover, equality can occur only if $P_n \equiv \tilde{T}_n$. ■

Proof Suppose $P_n(x) \in \tilde{\Pi}_n$ and

$$\max_{x \in [-1, 1]} |P_n(x)| \leq \frac{1}{2^{n-1}} = \max_{x \in [-1, 1]} |\tilde{T}_n(x)|.$$

Let $Q = \tilde{T}_n - P_n$. Since $\tilde{T}_n(x)$ and $P_n(x)$ are both monic polynomials of degree n , $Q(x)$ is a polynomial of degree at most $(n - 1)$. Moreover, at the extreme points of $\tilde{T}_n(x)$,

$$Q(\bar{x}'_k) = \tilde{T}_n(\bar{x}'_k) - P_n(\bar{x}'_k) = \frac{(-1)^k}{2^{n-1}} - P_n(\bar{x}'_k).$$

Since

$$|P_n(\bar{x}'_k)| \leq \frac{1}{2^{n-1}}, \quad \text{for each } k = 0, 1, \dots, n,$$

we have

$$Q(\bar{x}'_k) \leq 0, \quad \text{when } k \text{ is odd} \quad \text{and} \quad Q(\bar{x}'_k) \geq 0, \quad \text{when } k \text{ is even.}$$

Since Q is continuous, the Intermediate Value Theorem implies that the polynomial $Q(x)$ has at least one zero between \bar{x}'_j and \bar{x}'_{j+1} , for each $j = 0, 1, \dots, n-1$. Thus, Q has at least n zeros in the interval $[-1, 1]$. But the degree of $Q(x)$ is less than n , so $Q \equiv 0$. This implies that $P_n \equiv \tilde{T}_n$. ■ ■ ■

This theorem can be used to answer the question of where to place interpolating nodes to minimize the error in Lagrange interpolation. Theorem 3.3 applied to the interval $[-1, 1]$ states that, if x_0, \dots, x_n are distinct numbers in the interval $[-1, 1]$ and if $f \in C^{n+1}[-1, 1]$, then, for each $x \in [-1, 1]$, a number $\xi(x)$ exists in $(-1, 1)$ with

$$f(x) - P(x) = \frac{f^{(n+1)}(\xi(x))}{(n+1)!} (x - x_0)(x - x_1) \cdots (x - x_n),$$

where $P(x)$ is the Lagrange interpolating polynomial. Generally, there is no control over $\xi(x)$, so to minimize the error by shrewd placement of the nodes x_0, \dots, x_n , we find x_0, \dots, x_n to minimize the quantity

$$|(x - x_0)(x - x_1) \cdots (x - x_n)|$$

throughout the interval $[-1, 1]$.

Since $(x - x_0)(x - x_1) \cdots (x - x_n)$ is a monic polynomial of degree $(n+1)$, we have just seen that the minimum is obtained when

$$(x - x_0)(x - x_1) \cdots (x - x_n) = \tilde{T}_{n+1}(x).$$

The maximum value of $|(x - x_0)(x - x_1) \cdots (x - x_n)|$ is smallest when x_k is chosen to be the $(k+1)$ st zero of \tilde{T}_{n+1} , for each $k = 0, 1, \dots, n$; that is, when x_k is

$$\bar{x}_{k+1} = \cos \frac{2k+1}{2(n+1)} \pi.$$

Since $\max_{x \in [-1, 1]} |\tilde{T}_{n+1}(x)| = 2^{-n}$, this also implies that

$$\frac{1}{2^n} = \max_{x \in [-1, 1]} |(x - \bar{x}_1) \cdots (x - \bar{x}_{n+1})| \leq \max_{x \in [-1, 1]} |(x - x_0) \cdots (x - x_n)|,$$

for any choice of x_0, x_1, \dots, x_n in the interval $[-1, 1]$. The next corollary follows from this discussion.

Corollary 8.11 If $P(x)$ is the interpolating polynomial of degree at most n with nodes at the roots of $\tilde{T}_{n+1}(x)$, then

$$\max_{x \in [-1, 1]} |f(x) - P(x)| \leq \frac{1}{2^n(n+1)!} \max_{x \in [-1, 1]} |f^{(n+1)}(x)|, \quad \text{for each } f \in C^{n+1}[-1, 1]. \quad \blacksquare$$

This technique for choosing points to minimize the interpolating error is extended to a general closed interval $[a, b]$ by using the change of variables

$$\tilde{x} = \frac{1}{2}[(b-a)x + a + b]$$

to transform the numbers \bar{x}_k in the interval $[-1, 1]$ into the corresponding number \tilde{x}_k in the interval $[a, b]$, as shown in the next example.

EXAMPLE 1

Let $f(x) = xe^x$ on $[0, 1.5]$. Two interpolation polynomials of degree at most three will be constructed. First, the equally spaced nodes $x_0 = 0, x_1 = 0.5, x_2 = 1,$ and $x_3 = 1.5$ are used to give

$$L_0(x) = -1.3333x^3 + 4.0000x^2 - 3.6667x + 1,$$

$$L_1(x) = 4.0000x^3 - 10.000x^2 + 6.0000x,$$

$$L_2(x) = -4.0000x^3 + 8.0000x^2 - 3.0000x,$$

$$L_3(x) = 1.3333x^3 - 2.000x^2 + 0.66667x.$$

For the values listed in the first two columns of Table 8.7, the first polynomial is given by

$$P_3(x) = 1.3875x^3 + 0.057570x^2 + 1.2730x.$$

Table 8.7

x	$f(x) = xe^x$	\tilde{x}	$f(\tilde{x}) = xe^x$
$x_0 = 0.0$	0.00000	$\tilde{x}_0 = 1.44291$	6.10783
$x_1 = 0.5$	0.824361	$\tilde{x}_1 = 1.03701$	2.92517
$x_2 = 1.0$	2.71828	$\tilde{x}_2 = 0.46299$	0.73560
$x_3 = 1.5$	6.72253	$\tilde{x}_3 = 0.05709$	0.060444

For the second interpolating polynomial, shift the zeros $\bar{x}_k = \cos((2k+1)/8)\pi$, for $k = 0, 1, 2, 3$, of \tilde{T}_4 from $[-1, 1]$ to $[0, 1.5]$, using the linear transformation

$$\tilde{x}_k = \frac{1}{2}[(1.5-0)\bar{x}_k + (1.5+0)] = 0.75 + 0.75\bar{x}_k$$

to obtain

$$\tilde{x}_0 = 1.44291, \quad \tilde{x}_1 = 1.03701, \quad \tilde{x}_2 = 0.46299, \quad \text{and} \quad \tilde{x}_3 = 0.05709.$$

The Lagrange coefficient polynomials for this set of nodes are then computed as:

$$\tilde{L}_0(x) = 1.8142x^3 - 2.8249x^2 + 1.0264x - 0.049728,$$

$$\tilde{L}_1(x) = -4.3799x^3 + 8.5977x^2 - 3.4026x + 0.16705,$$

$$\tilde{L}_2(x) = 4.3799x^3 - 11.112x^2 + 7.1738x - 0.37415,$$

$$\tilde{L}_3(x) = -1.8142x^3 + 5.3390x^2 - 4.7976x + 1.2568.$$

The functional values required for these polynomials are given in the last two columns of Table 8.7. The interpolation polynomial of degree at most 3 is

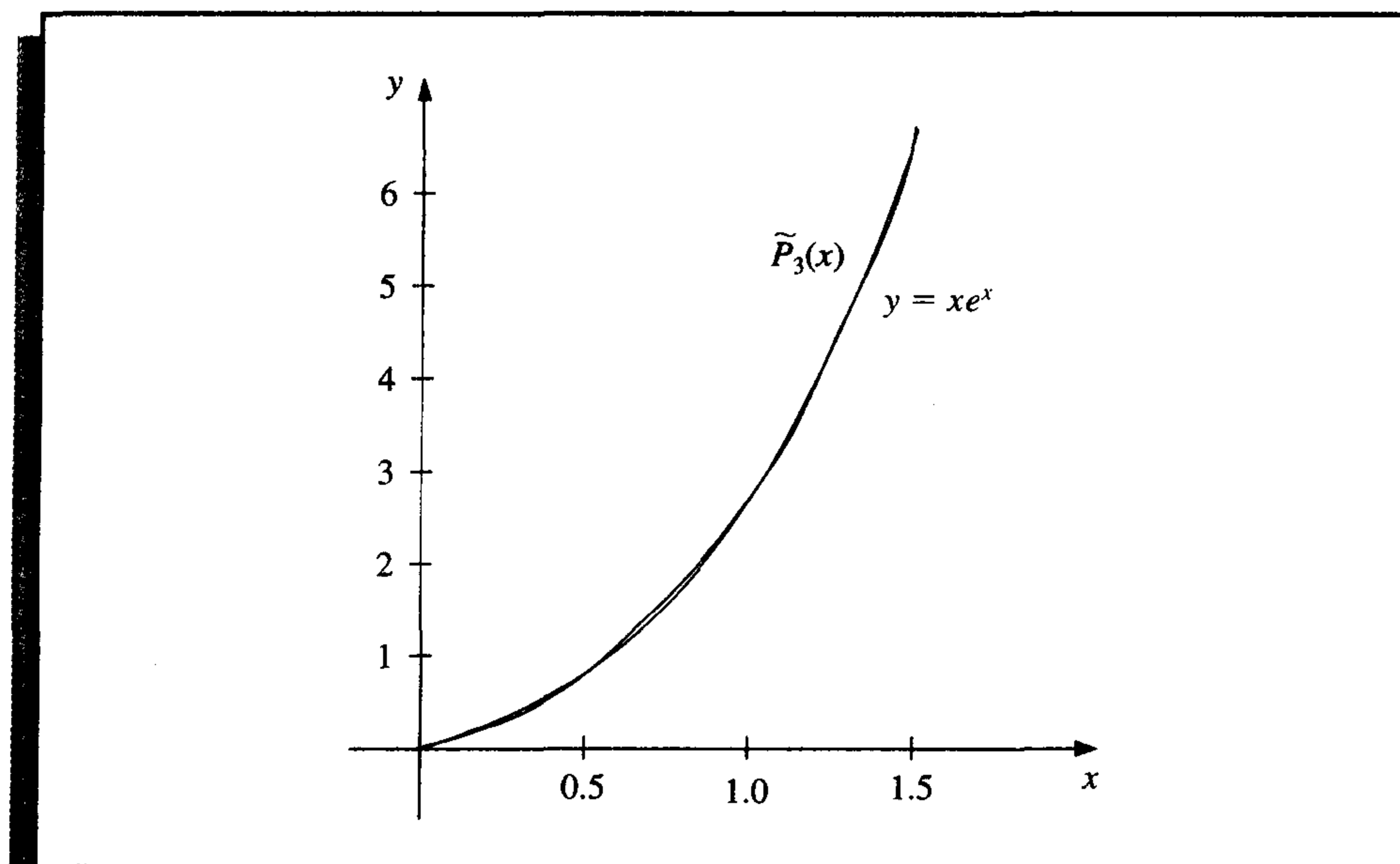
$$\tilde{P}_3(x) = 1.3811x^3 + 0.044652x^2 + 1.3031x - 0.014352.$$

For comparison, Table 8.8 lists various values of x , together with the values of $f(x)$, $P_3(x)$, and $\tilde{P}_3(x)$. It can be seen from this table that, although the error using $P_3(x)$ is less than using $\tilde{P}_3(x)$ near the middle of the table, the maximum error involved with using $\tilde{P}_3(x)$, 0.0180, is considerably less than when using $P_3(x)$, which gives the error 0.0290. (See Figure 8.12.) ■

Table 8.8

x	$f(x) = xe^x$	$P_3(x)$	$ xe^x - P_3(x) $	$\tilde{P}_3(x)$	$ xe^x - \tilde{P}_3(x) $
0.15	0.1743	0.1969	0.0226	0.1868	0.0125
0.25	0.3210	0.3435	0.0225	0.3358	0.0148
0.35	0.4967	0.5121	0.0154	0.5064	0.0097
0.65	1.245	1.233	0.012	1.231	0.014
0.75	1.588	1.572	0.016	1.571	0.017
0.85	1.989	1.976	0.013	1.974	0.015
1.15	3.632	3.650	0.018	3.644	0.012
1.25	4.363	4.391	0.028	4.382	0.019
1.35	5.208	5.237	0.029	5.224	0.016

Figure 8.12



Chebyshev polynomials can also be used to reduce the degree of an approximating polynomial with a minimal loss of accuracy. Because the Chebyshev polynomials have a minimum maximum-absolute value that is spread uniformly on an interval, they can be

used to reduce the degree of an approximation polynomial without exceeding the error tolerance.

Consider approximating an arbitrary n th-degree polynomial

$$P_n(x) = a_n x^n + a_{n-1} x^{n-1} + \cdots + a_1 x + a_0$$

on $[-1, 1]$ with a polynomial of degree at most $n - 1$. The object is to choose $P_{n-1}(x)$ in Π_{n-1} so that

$$\max_{x \in [-1, 1]} |P_n(x) - P_{n-1}(x)|$$

is as small as possible.

We first note that $(P_n(x) - P_{n-1}(x))/a_n$ is a monic polynomial of degree n , so applying Theorem 8.10 gives

$$\max_{x \in [-1, 1]} \left| \frac{1}{a_n} (P_n(x) - P_{n-1}(x)) \right| \geq \frac{1}{2^{n-1}}.$$

Equality occurs precisely when

$$\frac{1}{a_n} (P_n(x) - P_{n-1}(x)) = \tilde{T}_n(x).$$

This means that we should choose

$$P_{n-1}(x) = P_n(x) - a_n \tilde{T}_n(x),$$

and with this choice we have the minimum value of

$$\max_{x \in [-1, 1]} |P_n(x) - P_{n-1}(x)| = |a_n| \max_{x \in [-1, 1]} \left| \frac{1}{a_n} (P_n(x) - P_{n-1}(x)) \right| = \frac{|a_n|}{2^{n-1}}.$$

EXAMPLE 2 The function $f(x) = e^x$ is approximated on the interval $[-1, 1]$ by the fourth Maclaurin polynomial

$$P_4(x) = 1 + x + \frac{x^2}{2} + \frac{x^3}{6} + \frac{x^4}{24},$$

which has truncation error

$$|R_4(x)| = \frac{|f^{(5)}(\xi(x))||x^5|}{120} \leq \frac{e}{120} \approx 0.023, \quad \text{for } -1 \leq x \leq 1.$$

Suppose that an error of 0.05 is tolerable and that we would like to reduce the degree of the approximating polynomial while staying within this bound.

The polynomial of degree 3 or less that best uniformly approximates $P_4(x)$ on $[-1, 1]$ is

$$\begin{aligned} P_3(x) &= P_4(x) - a_4 \tilde{T}_4(x) = 1 + x + \frac{x^2}{2} + \frac{x^3}{6} + \frac{x^4}{24} - \frac{1}{24} \left(x^4 - x^2 + \frac{1}{8} \right) \\ &= \frac{191}{192} + x + \frac{13}{24} x^2 + \frac{1}{6} x^3. \end{aligned}$$

With this choice, we have

$$|P_4(x) - P_3(x)| = |a_4 \tilde{T}_4(x)| \leq \frac{1}{24} \cdot \frac{1}{2^3} = \frac{1}{192} \leq 0.0053.$$

Adding this error bound to the bound for the Maclaurin truncation error gives

$$0.023 + 0.0053 = 0.0283,$$

which is still within the permissible error of 0.05.

The polynomial of degree 2 or less that best uniformly approximates $P_3(x)$ on $[-1, 1]$ is

$$\begin{aligned} P_2(x) &= P_3(x) - \frac{1}{6} \tilde{T}_3(x) \\ &= \frac{191}{192} + x + \frac{13}{24}x^2 + \frac{1}{6}x^3 - \frac{1}{6}(x^3 - \frac{3}{4}x) = \frac{191}{192} + \frac{9}{8}x + \frac{13}{24}x^2. \end{aligned}$$

However,

$$|P_3(x) - P_2(x)| = |\frac{1}{6} \tilde{T}_3(x)| = \frac{1}{6} \left(\frac{1}{2}\right)^2 = \frac{1}{24} \approx 0.042,$$

which—when added to the already accumulated error bound of 0.0283—exceeds the tolerance of 0.05. Consequently, the polynomial of least degree that best approximates e^x on $[-1, 1]$ with an error bound of less than 0.05 is

$$P_3(x) = \frac{191}{192} + x + \frac{13}{24}x^2 + \frac{1}{6}x^3.$$

Table 8.9 lists the function and the approximating polynomials at various points in $[-1, 1]$. Note that the tabulated entries for P_2 are well within the tolerance of 0.05, even though the error bound for $P_2(x)$ exceeded the tolerance. ■

Table 8.9

x	e^x	$P_4(x)$	$P_3(x)$	$P_2(x)$	$ e^x - P_2(x) $
-0.75	0.47237	0.47412	0.47917	0.45573	0.01664
-0.25	0.77880	0.77881	0.77604	0.74740	0.03140
0.00	1.00000	1.00000	0.99479	0.99479	0.00521
0.25	1.28403	1.28402	1.28125	1.30990	0.02587
0.75	2.11700	2.11475	2.11979	2.14323	0.02623

EXERCISE SET 8.3

- Use the zeros of \tilde{T}_3 to construct an interpolating polynomial of degree 2 for the following functions on the interval $[-1, 1]$.
 - $f(x) = e^x$
 - $f(x) = \sin x$
 - $f(x) = \ln(x + 2)$
 - $f(x) = x^4$

2. Find a bound for the maximum error of the approximation in Exercise 1 on the interval $[-1, 1]$.
3. Use the zeros of \tilde{T}_4 to construct an interpolating polynomial of degree 3 for the functions in Exercise 1.
4. Repeat Exercise 2 for the approximations computed in Exercise 3.
5. Use the zeros of \tilde{T}_3 and transformations of the given interval to construct an interpolating polynomial of degree 2 for the following functions.
 - a. $f(x) = \frac{1}{x}, \quad [1, 3]$
 - b. $f(x) = e^{-x}, \quad [0, 2]$
 - c. $f(x) = \frac{1}{2} \cos x + \frac{1}{3} \sin 2x, \quad [0, 1]$
 - d. $f(x) = x \ln x, \quad [1, 3]$
6. Find the sixth Maclaurin polynomial for xe^x , and use Chebyshev economization to obtain a lesser-degree polynomial approximation while keeping the error less than 0.01 on $[-1, 1]$.
7. Find the sixth Maclaurin polynomial for $\sin x$, and use Chebyshev economization to obtain a lesser-degree polynomial approximation while keeping the error less than 0.01 on $[-1, 1]$.
8. Show that for any positive integers i and j with $i > j$, we have $T_i(x)T_j(x) = \frac{1}{2}[T_{i+j}(x) + T_{i-j}(x)]$.
9. Show that for each Chebyshev polynomial $T_n(x)$, we have

$$\int_{-1}^1 \frac{[T_n(x)]^2}{\sqrt{1-x^2}} dx = \frac{\pi}{2}.$$

8.4 Rational Function Approximation

The class of algebraic polynomials has some distinct advantages for use in approximation:

1. there are a sufficient number of polynomials to approximate any continuous function on a closed interval to within an arbitrary tolerance;
2. polynomials are easily evaluated at arbitrary values; and
3. the derivatives and integrals of polynomials exist and are easily determined.

The disadvantage of using polynomials for approximation is their tendency for oscillation. This often causes error bounds in polynomial approximation to significantly exceed the average approximation error, since error bounds are determined by the maximum approximation error. We now consider methods that spread the approximation error more evenly over the approximation interval. These techniques involve rational functions.

A **rational function** r of degree N has the form

$$r(x) = \frac{p(x)}{q(x)},$$

where $p(x)$ and $q(x)$ are polynomials whose degrees sum to N .

Since every polynomial is a rational function (simply let $q(x) \equiv 1$), approximation by rational functions gives results that are no worse than approximation by polynomials. However, rational functions whose numerator and denominator have the same or nearly

the same degree generally produce approximation results superior to polynomial methods for the same amount of computation effort. (This statement is based on the assumption that the amount of computation effort required for division is approximately the same as for multiplication.) Rational functions have the added advantage of permitting efficient approximation of functions with infinite discontinuities near, but outside, the interval of approximation. Polynomial approximation is generally unacceptable in this situation.

Suppose r is a rational function of degree $N = n + m$ of the form

$$r(x) = \frac{p(x)}{q(x)} = \frac{p_0 + p_1x + \cdots + p_nx^n}{q_0 + q_1x + \cdots + q_mx^m},$$

that is used to approximate a function f on a closed interval I containing zero. For r to be defined at zero requires that $q_0 \neq 0$. In fact, we can assume that $q_0 = 1$, for if this is not the case we simply replace $p(x)$ by $p(x)/q_0$ and $q(x)$ by $q(x)/q_0$. Consequently, there are $N + 1$ parameters $q_1, q_2, \dots, q_m, p_0, p_1, \dots, p_n$ available for the approximation of f by r .

The **Padé approximation technique**, which is the extension of Taylor polynomial approximation to rational functions, chooses the $N + 1$ parameters so that $f^{(k)}(0) = r^{(k)}(0)$, for each $k = 0, 1, \dots, N$. When $n = N$ and $m = 0$, the Padé approximation is just the N th Maclaurin polynomial.

Consider the difference

$$f(x) - r(x) = f(x) - \frac{p(x)}{q(x)} = \frac{f(x)q(x) - p(x)}{q(x)} = \frac{f(x) \sum_{i=0}^m q_i x^i - \sum_{i=0}^n p_i x^i}{q(x)},$$

and suppose f has the Maclaurin series expansion $f(x) = \sum_{i=0}^{\infty} a_i x^i$. Then

$$f(x) - r(x) = \frac{\sum_{i=0}^{\infty} a_i x^i \sum_{i=0}^m q_i x^i - \sum_{i=0}^n p_i x^i}{q(x)}. \quad (8.14)$$

The object is to choose the constants q_1, q_2, \dots, q_m and p_0, p_1, \dots, p_n so that

$$f^{(k)}(0) - r^{(k)}(0) = 0, \quad \text{for each } k = 0, 1, \dots, N.$$

In Section 2.4 (see, in particular, Exercise 10) we found that this is equivalent to $f - r$ having a zero of multiplicity $N + 1$ at $x = 0$. As a consequence, we choose q_1, q_2, \dots, q_m and p_0, p_1, \dots, p_n so that the numerator on the right side of Eq. (8.14),

$$(a_0 + a_1x + \cdots)(1 + q_1x + \cdots + q_mx^m) - (p_0 + p_1x + \cdots + p_nx^n), \quad (8.15)$$

has no terms of degree less than or equal to N .

To simplify notation, we define $p_{n+1} = p_{n+2} = \cdots = p_N = 0$ and $q_{m+1} = q_{m+2} = \cdots = q_N = 0$. We can then express the coefficient of x^k in expression (8.15) as

$$\left(\sum_{i=0}^k a_i q_{k-i} \right) - p_k.$$

So, the rational function for Padé approximation results from the solution of the $N + 1$ linear equations

$$\sum_{i=0}^k a_i q_{k-i} = p_k, \quad k = 0, 1, \dots, N$$

in the $N + 1$ unknowns $q_1, q_2, \dots, q_m, p_0, p_1, \dots, p_n$.

EXAMPLE 1 The Maclaurin series expansion for e^{-x} is

$$\sum_{i=0}^{\infty} \frac{(-1)^i}{i!} x^i.$$

To find the Padé approximation to e^{-x} of degree 5 with $n = 3$ and $m = 2$ requires choosing $p_0, p_1, p_2, p_3, q_1,$ and q_2 so that the coefficients of x^k for $k = 0, 1, \dots, 5$ are zero in the expression

$$\left(1 - x + \frac{x^2}{2} - \frac{x^3}{6} + \dots\right)(1 + q_1x + q_2x^2) - (p_0 + p_1x + p_2x^2 + p_3x^3).$$

Expanding and collecting terms produces

$$\begin{aligned} x^5 : & -\frac{1}{120} + \frac{1}{24}q_1 - \frac{1}{6}q_2 = 0; & x^2 : & \frac{1}{2} - q_1 + q_2 = p_2; \\ x^4 : & \frac{1}{24} - \frac{1}{6}q_1 + \frac{1}{2}q_2 = 0; & x^1 : & -1 + q_1 = p_1; \\ x^3 : & -\frac{1}{6} + \frac{1}{2}q_1 - q_2 = p_3; & x^0 : & 1 = p_0. \end{aligned}$$

To solve the system in Maple, we use the following commands:

```
>eq1:=-1+q1=p1;
>eq2:=1/2-q1+q2=p2;
>eq3:=-1/6+1/2*q1-q2=p3;
>eq4:=1/24-1/6*q1+1/2*q2=0;
>eq5:=-1/120+1/24*q1-1/6*q2=0;
>solve({eq1,eq2,eq3,eq4,eq5},{q1,q2,p1,p2,p3});
```

giving

$$p_0 = 1, \quad p_1 = -\frac{3}{5}, \quad p_2 = \frac{3}{20}, \quad p_3 = -\frac{1}{60}, \quad q_1 = \frac{2}{5}, \quad \text{and} \quad q_2 = \frac{1}{20}.$$

Table 8.10

x	e^{-x}	$P_5(x)$	$ e^{-x} - P_5(x) $	$r(x)$	$ e^{-x} - r(x) $
0.2	0.81873075	0.81873067	8.64×10^{-8}	0.81873075	7.55×10^{-9}
0.4	0.67032005	0.67031467	5.38×10^{-6}	0.67031963	4.11×10^{-7}
0.6	0.54881164	0.54875200	5.96×10^{-5}	0.54880763	4.00×10^{-6}
0.8	0.44932896	0.44900267	3.26×10^{-4}	0.44930966	1.93×10^{-5}
1.0	0.36787944	0.36666667	1.21×10^{-3}	0.36781609	6.33×10^{-5}

So the Padé approximation is

$$r(x) = \frac{1 - \frac{3}{5}x + \frac{3}{20}x^2 - \frac{1}{60}x^3}{1 + \frac{2}{5}x + \frac{1}{20}x^2}.$$

Table 8.10 lists values of $r(x)$ and $P_5(x)$, the fifth Maclaurin polynomial. The Padé approximation is clearly superior in this example. ■

Maple can also be used directly to compute a Padé approximation. We first compute the Maclaurin series with the call

```
>series(exp(-x),x);
```

to obtain

$$1 - x + \frac{1}{2}x^2 - \frac{1}{6}x^3 + \frac{1}{24}x^4 - \frac{1}{120}x^5 + O(x^6)$$

The Padé approximation with $n = 3$ and $m = 2$ is computed using the command

```
>g:=convert(%,ratpoly,3,2);
```

where the % refers to the result of the preceding calculation, namely, the series. The result is

$$g := \frac{1 - \frac{3}{5}x + \frac{3}{20}x^2 - \frac{1}{60}x^3}{1 + \frac{2}{5}x + \frac{1}{20}x^2}.$$

We can then compute, for example, $g(0.8)$ by entering

```
>evalf(subs(x=0.8,g));
```

to get .4493096647.

Algorithm 8.1 implements the Padé approximation technique.

ALGORITHM

8.1

Padé Rational Approximation

To obtain the rational approximation

$$r(x) = \frac{p(x)}{q(x)} = \frac{\sum_{i=0}^n p_i x^i}{\sum_{j=0}^m q_j x^j}$$

for a given function $f(x)$:

INPUT nonnegative integers m and n .

OUTPUT coefficients q_0, q_1, \dots, q_m and p_0, p_1, \dots, p_n .

Step 1 Set $N = m + n$.

Step 2 For $i = 0, 1, \dots, N$ set $a_i = \frac{f^{(i)}(0)}{i!}$.

(The coefficients of the Maclaurin polynomial are a_0, \dots, a_N , which could be input instead of calculated.)

Step 3 Set $q_0 = 1$;
 $p_0 = a_0$.

Step 4 For $i = 1, 2, \dots, N$ do Steps 5–10. (Set up a linear system with matrix B .)

Step 5 For $j = 1, 2, \dots, i - 1$
if $j \leq n$ then set $b_{i,j} = 0$.

Step 6 If $i \leq n$ then set $b_{i,i} = 1$.

Step 7 For $j = i + 1, i + 2, \dots, N$ set $b_{i,j} = 0$.

Step 8 For $j = 1, 2, \dots, i$
if $j \leq m$ then set $b_{i,n+j} = -a_{i-j}$.

Step 9 For $j = n + i + 1, n + i + 2, \dots, N$ set $b_{i,j} = 0$.

Step 10 Set $b_{i,N+1} = a_i$.

(Steps 11–22 solve the linear system using partial pivoting.)

Step 11 For $i = n + 1, n + 2, \dots, N - 1$ do Steps 12–18.

Step 12 Let k be the smallest integer with $i \leq k \leq N$ and $|b_{k,i}| = \max_{i \leq j \leq N} |b_{j,i}|$.
(Find pivot element.)

Step 13 If $b_{k,i} = 0$ then OUTPUT (“The system is singular”);
STOP.

Step 14 If $k \neq i$ then (Interchange row i and row k .)
for $j = i, i + 1, \dots, N + 1$ set

$$\begin{aligned} b_{\text{COPY}} &= b_{i,j}; \\ b_{i,j} &= b_{k,j}; \\ b_{k,j} &= b_{\text{COPY}}. \end{aligned}$$

Step 15 For $j = i + 1, i + 2, \dots, N$ do Steps 16–18. (Perform elimination.)

Step 16 Set $xm = \frac{b_{j,i}}{b_{i,i}}$.

Step 17 For $k = i + 1, i + 2, \dots, N + 1$
set $b_{j,k} = b_{j,k} - xm \cdot b_{i,k}$.

Step 18 Set $b_{j,i} = 0$.

Step 19 If $b_{N,N} = 0$ then OUTPUT (“The system is singular”);
STOP.

Step 20 If $m > 0$ then set $q_m = \frac{b_{N,N+1}}{b_{N,N}}$. (Start backward substitution.)

Step 21 For $i = N - 1, N - 2, \dots, n + 1$ set $q_{i-n} = \frac{b_{i,N+1} - \sum_{j=i+1}^N b_{i,j}q_{j-n}}{b_{i,i}}$.

Step 22 For $i = n, n - 1, \dots, 1$ set $p_i = b_{i,N+1} - \sum_{j=n+1}^N b_{i,j} q_{j-n}$.

Step 23 OUTPUT $(q_0, q_1, \dots, q_m, p_0, p_1, \dots, p_n)$;
STOP. (The procedure was successful.) ■

It is interesting to compare the number of arithmetic operations required for calculations of $P_5(x)$ and $r(x)$ in Example 1. Using nested multiplication, $P_5(x)$ can be expressed as

$$P_5(x) = \left(\left(\left(\left(-\frac{1}{120}x + \frac{1}{24} \right) x - \frac{1}{6} \right) x + \frac{1}{2} \right) x - 1 \right) x + 1.$$

Assuming that the coefficients of $1, x, x^2, x^3, x^4$, and x^5 are represented as decimals, a single calculation of $P_5(x)$ in nested form requires five multiplications and five additions/subtractions.

Using nested multiplication, $r(x)$ is expressed as

$$r(x) = \frac{\left(\left(-\frac{1}{60}x + \frac{3}{20} \right) x - \frac{3}{5} \right) x + 1}{\left(\frac{1}{20}x + \frac{2}{5} \right) x + 1},$$

so a single calculation of $r(x)$ requires five multiplications, five additions/subtractions, and one division. Hence, computational effort appears to favor the polynomial approximation. However, by reexpressing $r(x)$ by continued division, we can write

$$\begin{aligned} r(x) &= \frac{1 - \frac{3}{5}x + \frac{3}{20}x^2 - \frac{1}{60}x^3}{1 + \frac{2}{5}x + \frac{1}{20}x^2} \\ &= \frac{-\frac{1}{3}x^3 + 3x^2 - 12x + 20}{x^2 + 8x + 20} \\ &= -\frac{1}{3}x + \frac{17}{3} + \frac{(-\frac{152}{3}x - \frac{280}{3})}{x^2 + 8x + 20} \\ &= -\frac{1}{3}x + \frac{17}{3} + \frac{-\frac{152}{3}}{\left(\frac{x^2 + 8x + 20}{x + (35/19)} \right)} \end{aligned}$$

or

$$r(x) = -\frac{1}{3}x + \frac{17}{3} + \frac{-\frac{152}{3}}{\left(x + \frac{117}{19} + \frac{3125/361}{(x + (35/19))} \right)}. \quad (8.16)$$

Written in this form, a single calculation of $r(x)$ requires one multiplication, five additions/subtractions, and two divisions. If the amount of computation required for division is approximately the same as for multiplication, the computational effort required for an evaluation of $P_5(x)$ significantly exceeds that required for an evaluation of $r(x)$.

Expressing a rational function approximation in a form such as Eq. (8.16) is called **continued-fraction approximation**. This is a classical approximation technique of current interest because of the computational efficiency of this representation. It is, however, a

specialized technique that we will not discuss further. A rather extensive treatment of this subject and of rational approximation in general can be found in [RR, pp. 285–322].

Although the rational-function approximation in Example 1 gave results superior to the polynomial approximation of the same degree, the approximation has a wide variation in accuracy. The approximation at 0.2 is accurate to within 8×10^{-9} , while at 1.0 the approximation and the function agree only to within 7×10^{-5} . This accuracy variation is expected because the Padé approximation is based on a Taylor polynomial representation of e^{-x} , and the Taylor representation has a wide variation of accuracy in $[0.2, 1.0]$.

To obtain more uniformly accurate rational-function approximations we use Chebyshev polynomials, a class that exhibits more uniform behavior. The general Chebyshev rational-function approximation method proceeds in the same manner as Padé approximation, except that each x^k term in the Padé approximation is replaced by the k th-degree Chebyshev polynomial $T_k(x)$.

Suppose we want to approximate the function f by an N th-degree rational function r written in the form

$$r(x) = \frac{\sum_{k=0}^n p_k T_k(x)}{\sum_{k=0}^m q_k T_k(x)}, \quad \text{where } N = n + m \text{ and } q_0 = 1.$$

Writing $f(x)$ in a series involving Chebyshev polynomials as

$$f(x) = \sum_{k=0}^{\infty} a_k T_k(x)$$

gives

$$f(x) - r(x) = \sum_{k=0}^{\infty} a_k T_k(x) - \frac{\sum_{k=0}^n p_k T_k(x)}{\sum_{k=0}^m q_k T_k(x)}$$

or

$$f(x) - r(x) = \frac{\sum_{k=0}^{\infty} a_k T_k(x) \sum_{k=0}^m q_k T_k(x) - \sum_{k=0}^n p_k T_k(x)}{\sum_{k=0}^m q_k T_k(x)}. \quad (8.17)$$

The coefficients q_1, q_2, \dots, q_m and p_0, p_1, \dots, p_n are chosen so that the numerator on the right-hand side of this equation has zero coefficients for $T_k(x)$ when $k = 0, 1, \dots, N$. This implies that the series

$$\begin{aligned} & (a_0 T_0(x) + a_1 T_1(x) + \dots)(T_0(x) + q_1 T_1(x) + \dots + q_m T_m(x)) \\ & - (p_0 T_0(x) + p_1 T_1(x) + \dots + p_n T_n(x)) \end{aligned}$$

has no terms of degree less than or equal to N .

Two problems arise with the Chebyshev procedure that make it more difficult to implement than the Padé method. One occurs because the product of the polynomial $q(x)$ and the series for $f(x)$ involves products of Chebyshev polynomials. This problem is resolved by making use of the relationship

$$T_i(x)T_j(x) = \frac{1}{2} [T_{i+j}(x) + T_{|i-j|}(x)]. \quad (8.18)$$

(See Exercise 8 of Section 8.3.) The other problem is more difficult to resolve and involves the computation of the Chebyshev series for $f(x)$. In theory, this is not difficult for if

$$f(x) = \sum_{k=0}^{\infty} a_k T_k(x),$$

then the orthogonality of the Chebyshev polynomials implies that

$$a_0 = \frac{1}{\pi} \int_{-1}^1 \frac{f(x)}{\sqrt{1-x^2}} dx \quad \text{and} \quad a_k = \frac{2}{\pi} \int_{-1}^1 \frac{f(x)T_k(x)}{\sqrt{1-x^2}} dx, \quad \text{where } k \geq 1.$$

Practically, however, these integrals can seldom be evaluated in closed form, and a numerical integration technique is required for each evaluation.

EXAMPLE 2 The first five terms of the Chebyshev expansion for e^{-x} are

$$\begin{aligned} \tilde{P}_5(x) = & 1.266066T_0(x) - 1.130318T_1(x) + 0.271495T_2(x) - 0.044337T_3(x) \\ & + 0.005474T_4(x) - 0.000543T_5(x). \end{aligned}$$

To determine the Chebyshev rational approximation of degree 5 with $n = 3$ and $m = 2$ requires choosing $p_0, p_1, p_2, p_3, q_1,$ and q_2 so that for $k = 0, 1, 2, 3, 4,$ and 5 , the coefficients of $T_k(x)$ are zero in the expansion

$$\tilde{P}_5(x)[T_0(x) + q_1T_1(x) + q_2T_2(x)] - [p_0T_0(x) + p_1T_1(x) + p_2T_2(x) + p_3T_3(x)].$$

Using the relation (8.18) and collecting terms gives the equations

$$\begin{aligned} T_0 : & \quad 1.266066 - 0.565159q_1 + 0.1357485q_2 = p_0, \\ T_1 : & \quad -1.130318 + 1.401814q_1 - 0.587328q_2 = p_1, \\ T_2 : & \quad 0.271495 - 0.587328q_1 + 1.268803q_2 = p_2, \\ T_3 : & \quad -0.044337 + 0.138485q_1 - 0.565431q_2 = p_3, \\ T_4 : & \quad 0.005474 - 0.022440q_1 + 0.135748q_2 = 0, \\ T_5 : & \quad -0.000543 + 0.002737q_1 - 0.022169q_2 = 0. \end{aligned}$$

The solution to this system produces the rational function

$$r_T(x) = \frac{1.055265T_0(x) - 0.613016T_1(x) + 0.077478T_2(x) - 0.004506T_3(x)}{T_0(x) + 0.378331T_1(x) + 0.022216T_2(x)}.$$

We found at the beginning of Section 8.3 that

$$T_0(x) = 1, \quad T_1(x) = x, \quad T_2(x) = 2x^2 - 1, \quad T_3(x) = 4x^3 - 3x.$$

Using these to convert to an expression involving powers of x gives

$$r_T(x) = \frac{0.977787 - 0.599499x + 0.154956x^2 - 0.018022x^3}{0.977784 + 0.378331x + 0.044432x^2}.$$

Table 8.11 lists values of $r_T(x)$ and, for comparison purposes, the values of $r(x)$ obtained in Example 1. Note that the approximation given by $r(x)$ is superior to that of $r_T(x)$ for $x = 0.2$ and 0.4 , but that the maximum error for $r(x)$ is 6.33×10^{-5} compared to 9.13×10^{-6} for $r_T(x)$. ■

Table 8.11

x	e^{-x}	$r(x)$	$ e^{-x} - r(x) $	$r_T(x)$	$ e^{-x} - r_T(x) $
0.2	0.81873075	0.81873075	7.55×10^{-9}	0.81872510	5.66×10^{-6}
0.4	0.67032005	0.67031963	4.11×10^{-7}	0.67031310	6.95×10^{-6}
0.6	0.54881164	0.54880763	4.00×10^{-6}	0.54881292	1.28×10^{-6}
0.8	0.44932896	0.44930966	1.93×10^{-5}	0.44933809	9.13×10^{-6}
1.0	0.36787944	0.36781609	6.33×10^{-5}	0.36787155	7.89×10^{-6}

The Chebyshev approximation can be generated using Algorithm 8.2.

ALGORITHM

8.2

Chebyshev Rational Approximation

To obtain the rational approximation

$$r_T(x) = \frac{\sum_{k=0}^n p_k T_k(x)}{\sum_{k=0}^m q_k T_k(x)}$$

for a given function $f(x)$:

INPUT nonnegative integers m and n .

OUTPUT coefficients q_0, q_1, \dots, q_m and p_0, p_1, \dots, p_n .

Step 1 Set $N = m + n$.

Step 2 Set $a_0 = \frac{2}{\pi} \int_0^\pi f(\cos \theta) d\theta$; (The coefficient a_0 is doubled for computational efficiency.)

For $k = 1, 2, \dots, N + m$ set

$$a_k = \frac{2}{\pi} \int_0^\pi f(\cos \theta) \cos k\theta d\theta.$$

(The integrals can be evaluated using a numerical integration procedure or the coefficients can be input directly.)

Step 3 Set $q_0 = 1$.

Step 4 For $i = 0, 1, \dots, N$ do Steps 5–9. (Set up a linear system with matrix B .)

Step 5 For $j = 0, 1, \dots, i$
if $j \leq n$ then set $b_{i,j} = 0$.

Step 6 If $i \leq n$ then set $b_{i,i} = 1$.

Step 7 For $j = i + 1, i + 2, \dots, n$ set $b_{i,j} = 0$.

Step 8 For $j = n + 1, n + 2, \dots, N$

if $i \neq 0$ then set $b_{i,j} = -\frac{1}{2}(a_{i+j-n} + a_{|i-j+n|})$
 else set $b_{i,j} = -\frac{1}{2}a_{j-n}$.

Step 9 If $i \neq 0$ then set $b_{i,N+1} = a_i$
 else set $b_{i,N+1} = \frac{1}{2}a_i$.

(Steps 10–21 solve the linear system using partial pivoting.)

Step 10 For $i = n + 1, n + 2, \dots, N - 1$ do Steps 11–17.

Step 11 Let k be the smallest integer with $i \leq k \leq N$ and
 $|b_{k,i}| = \max_{i \leq j \leq N} |b_{j,i}|$. (Find pivot element.)

Step 12 If $b_{k,i} = 0$ then OUTPUT (“The system is singular”);
 STOP.

Step 13 If $k \neq i$ then (Interchange row i and row k .)
 for $j = i, i + 1, \dots, N + 1$ set

$$\begin{aligned} b_{\text{COPY}} &= b_{i,j}; \\ b_{i,j} &= b_{k,j}; \\ b_{k,j} &= b_{\text{COPY}}. \end{aligned}$$

Step 14 For $j = i + 1, i + 2, \dots, N$ do Steps 15–17. (Perform elimination.)

Step 15 Set $xm = \frac{b_{j,i}}{b_{i,i}}$.

Step 16 For $k = i + 1, i + 2, \dots, N + 1$
 set $b_{j,k} = b_{j,k} - xm \cdot b_{i,k}$.

Step 17 Set $b_{j,i} = 0$.

Step 18 If $b_{N,N} = 0$ then OUTPUT (“The system is singular”);
 STOP.

Step 19 If $m > 0$ then set $q_m = \frac{b_{N,N+1}}{b_{N,N}}$. (Start backward substitution.)

Step 20 For $i = N - 1, N - 2, \dots, n + 1$ set $q_{i-n} = \frac{b_{i,N+1} - \sum_{j=i+1}^N b_{i,j}q_{j-n}}{b_{i,i}}$.

Step 21 For $i = n, n - 1, \dots, 0$ set $p_i = b_{i,N+1} - \sum_{j=n+1}^N b_{i,j}q_{j-n}$.

Step 22 OUTPUT ($q_0, q_1, \dots, q_m, p_0, p_1, \dots, p_n$);
 STOP. (The procedure was successful.) ■

We can obtain both the Chebyshev series expansion and the Chebyshev rational approximation using a CAS. For example, to make the Chebyshev polynomials accessible to Maple, we enter the command

```
>with(orthopoly,T);
```

The procedure to compute the Chebyshev series as an approximation is

```
>g:=numapprox[chebyshev](exp(-x),x,0.000001);
```

where the third parameter specifies the required accuracy. The result is

$$\begin{aligned} g := & 1.266065878 T(0, x) - 1.130318208 T(1, x) + .2714953396 T(2, x) \\ & - .04433684985 T(3, x) + .005474240442 T(4, x) \\ & - .0005429263119 T(5, x) + .00004497732296 T(6, x) \\ & - .3198436462 \cdot 10^{-5} T(7, x) \end{aligned}$$

and we can evaluate $g(0.8)$ using

```
>evalf(subs(x=0.8,g));
```

to obtain .4493288893.

To get the Chebyshev rational approximation we start again with the Chebyshev series

```
>restart;
>numapprox[chebyshev](exp(-x),x,0.000001);
```

as before and then enter

```
>g:=convert(%,ratpoly,3,2);
```

resulting in

$$\begin{aligned} g := & (1.050531166 T(0, x) - .6016362122 T(1, x) + .07417897149 T(2, x) \\ & - .004109558353 T(3, x)) / (T(0, x) + .3870509565 T(1, x) \\ & + .02365167312 T(2, x)) \end{aligned}$$

Since we have cleared Maple's memory, we need to reenter the command

```
>with(orthopoly,T);
```

so we can evaluate $g(0.8)$ by

```
>evalf(subs(x=0.8,g));
```

to get .4493317579.

The Chebyshev method does not produce the best rational function approximation in the sense of the approximation whose maximum approximation error is minimal. The method can, however, be used as a starting point for an iterative method known as the second Remes' algorithm that converges to the best approximation. A discussion of the techniques involved with this procedure and an improvement on this algorithm can be found in [RR, pp. 292–305], or in [Po, pp. 90–92].

EXERCISE SET 8.4

- Determine all degree 2 Padé approximations for $f(x) = e^{2x}$. Compare the results at $x_i = 0.2i$, for $i = 1, 2, 3, 4, 5$, with the actual values $f(x_i)$.
- Determine all degree 3 Padé approximations for $f(x) = x \ln(x + 1)$. Compare the results at $x_i = 0.2i$, for $i = 1, 2, 3, 4, 5$, with the actual values $f(x_i)$.
- Determine the Padé approximation of degree 5 with $n = 2$ and $m = 3$ for $f(x) = e^x$. Compare the results at $x_i = 0.2i$, for $i = 1, 2, 3, 4, 5$, with those from the fifth Maclaurin polynomial.
- Repeat Exercise 3 using instead the Padé approximation of degree 5 with $n = 3$ and $m = 2$. Compare the results at each x_i with those computed in Exercise 3.
- Determine the Padé approximation of degree 6 with $n = m = 3$ for $f(x) = \sin x$. Compare the results at $x_i = 0.1i$, for $i = 0, 1, \dots, 5$, with the exact results and with the results of the sixth Maclaurin polynomial.
- Determine the Padé approximations of degree 6 with (a) $n = 2, m = 4$ and (b) $n = 4, m = 2$ for $f(x) = \sin x$. Compare the results at each x_i to those obtained in Exercise 5.
- Table 8.10 lists results of the Padé approximation of degree 5 with $n = 3$ and $m = 2$, the fifth Maclaurin polynomial, and the exact values of $f(x) = e^{-x}$ when $x_i = 0.2i$, for $i = 1, 2, 3, 4$, and 5. Compare these results with those produced from the other Padé approximations of degree five.
 - $n = 0, m = 5$
 - $n = 1, m = 4$
 - $n = 3, m = 2$
 - $n = 4, m = 1$
- Express the following rational functions in continued-fraction form:
 - $\frac{x^2 + 3x + 2}{x^2 - x + 1}$
 - $\frac{4x^2 + 3x - 7}{2x^3 + x^2 - x + 5}$
 - $\frac{2x^3 - 3x^2 + 4x - 5}{x^2 + 2x + 4}$
 - $\frac{2x^3 + x^2 - x + 3}{3x^3 + 2x^2 - x + 1}$
- Find all the Chebyshev rational approximations of degree 2 for $f(x) = e^{-x}$. Which give the best approximations to $f(x) = e^{-x}$ at $x = 0.25, 0.5$, and 1?
- Find all the Chebyshev rational approximations of degree 3 for $f(x) = \cos x$. Which give the best approximations to $f(x) = \cos x$ at $x = \pi/4$ and $\pi/3$?
- Find the Chebyshev rational approximation of degree 4 with $n = m = 2$ for $f(x) = \sin x$. Compare the results at $x_i = 0.1i$, for $i = 0, 1, 2, 3, 4, 5$, from this approximation with those obtained in Exercise 5 using a sixth-degree Padé approximation.
- Find all Chebyshev rational approximations of degree 5 for $f(x) = e^x$. Compare the results at $x_i = 0.2i$, for $i = 1, 2, 3, 4, 5$, with those obtained in Exercises 3 and 4.
- To accurately approximate $f(x) = e^x$ for inclusion in a mathematical library, we first restrict the domain of f . Given a real number x , divide by $\ln \sqrt{10}$ to obtain the relation

$$x = M \cdot \ln \sqrt{10} + s,$$

where M is an integer and s is a real number satisfying $|s| \leq \frac{1}{2} \ln \sqrt{10}$.

- Show that $e^x = e^s \cdot 10^{M/2}$.

- b. Construct a rational function approximation for e^s using $n = m = 3$. Estimate the error when $0 \leq |s| \leq \frac{1}{2} \ln \sqrt{10}$.
- c. Design an implementation of e^x using the results of part (a) and (b) and the approximations

$$\frac{1}{\ln \sqrt{10}} = 0.8685889638 \quad \text{and} \quad \sqrt{10} = 3.162277660.$$

14. To accurately approximate $\sin x$ and $\cos x$ for inclusion in a mathematical library, we first restrict their domains. Given a real number x , divide by π to obtain the relation

$$|x| = M\pi + s, \quad \text{where } M \text{ is an integer and } |s| \leq \frac{\pi}{2}.$$

- a. Show that $\sin x = \operatorname{sgn}(x) \cdot (-1)^M \cdot \sin s$.
- b. Construct a rational approximation to $\sin s$ using $n = m = 4$. Estimate the error when $0 \leq |s| \leq \pi/2$.
- c. Design an implementation of $\sin x$ using parts (a) and (b).
- d. Repeat part (c) for $\cos x$ using the fact that $\cos x = \sin(x + \pi/2)$.

8.5 Trigonometric Polynomial Approximation

The use of series of sine and cosine functions to represent arbitrary functions had its beginnings in the 1750s with the study of the motion of a vibrating string. This problem was considered by Jean d'Alembert and then taken up by the foremost mathematician of the time, Leonhard Euler. But it was Daniel Bernoulli who first advocated the use of the infinite sums of sine and cosines as a solution to the problem, sums that we now know as Fourier series. In the early part of the 19th century, Jean Baptiste Joseph Fourier used these series to study the flow of heat and developed quite a complete theory of the subject.

The first observation in the development of Fourier series is that, for each positive integer n , the set of functions $\{\phi_0, \phi_1, \dots, \phi_{2n-1}\}$, where

$$\begin{aligned} \phi_0(x) &= \frac{1}{2}, \\ \phi_k(x) &= \cos kx, \quad \text{for each } k = 1, 2, \dots, n, \end{aligned}$$

and

$$\phi_{n+k}(x) = \sin kx, \quad \text{for each } k = 1, 2, \dots, n-1,$$

is an orthogonal set on $[-\pi, \pi]$ with respect to $w(x) \equiv 1$. This orthogonality follows from the fact that, for every integer j , the integrals of $\sin jx$ and $\cos jx$ over $[-\pi, \pi]$ are 0, and we can rewrite products of sine and cosine functions as sums by using the three trigonometric identities

$$\begin{aligned}\sin t_1 \sin t_2 &= \frac{1}{2}[\cos(t_1 - t_2) - \cos(t_1 + t_2)], \\ \cos t_1 \cos t_2 &= \frac{1}{2}[\cos(t_1 - t_2) + \cos(t_1 + t_2)], \\ \sin t_1 \cos t_2 &= \frac{1}{2}[\sin(t_1 - t_2) + \sin(t_1 + t_2)].\end{aligned}\tag{8.19}$$

Let \mathcal{T}_n denote the set of all linear combinations of the functions $\phi_0, \phi_1, \dots, \phi_{2n-1}$. This set is called the set of **trigonometric polynomials** of degree less than or equal to n . (Some sources also include an additional function in the set, $\phi_{2n}(x) = \sin nx$.)

For a function $f \in C[-\pi, \pi]$, we want to find the *continuous least squares* approximation by functions in \mathcal{T}_n in the form

$$S_n(x) = \frac{a_0}{2} + a_n \cos nx + \sum_{k=1}^{n-1} (a_k \cos kx + b_k \sin kx).$$

Since the set of functions $\{\phi_0, \phi_1, \dots, \phi_{2n-1}\}$ is orthogonal on $[-\pi, \pi]$ with respect to $w(x) \equiv 1$, it follows from Theorem 8.6 that the appropriate selection of coefficients is

$$a_k = \frac{1}{\pi} \int_{-\pi}^{\pi} f(x) \cos kx \, dx, \quad \text{for each } k = 0, 1, 2, \dots, n,$$

and

$$b_k = \frac{1}{\pi} \int_{-\pi}^{\pi} f(x) \sin kx \, dx, \quad \text{for each } k = 1, 2, \dots, n-1.$$

The limit of $S_n(x)$ when $n \rightarrow \infty$ is called the **Fourier series** of f . Fourier series are used to describe the solution of various ordinary and partial-differential equations that occur in physical situations.

EXAMPLE 1 To determine the trigonometric polynomial from \mathcal{T}_n that approximates

$$f(x) = |x|, \quad \text{for } -\pi < x < \pi,$$

requires finding

$$\begin{aligned}a_0 &= \frac{1}{\pi} \int_{-\pi}^{\pi} |x| \, dx = -\frac{1}{\pi} \int_{-\pi}^0 x \, dx + \frac{1}{\pi} \int_0^{\pi} x \, dx = \frac{2}{\pi} \int_0^{\pi} x \, dx = \pi, \\ a_k &= \frac{1}{\pi} \int_{-\pi}^{\pi} |x| \cos kx \, dx = \frac{2}{\pi} \int_0^{\pi} x \cos kx \, dx = \frac{2}{\pi k^2} [(-1)^k - 1],\end{aligned}$$

for each $k = 1, 2, \dots, n$, and

$$b_k = \frac{1}{\pi} \int_{-\pi}^{\pi} |x| \sin kx \, dx = 0, \quad \text{for each } k = 1, 2, \dots, n-1.$$

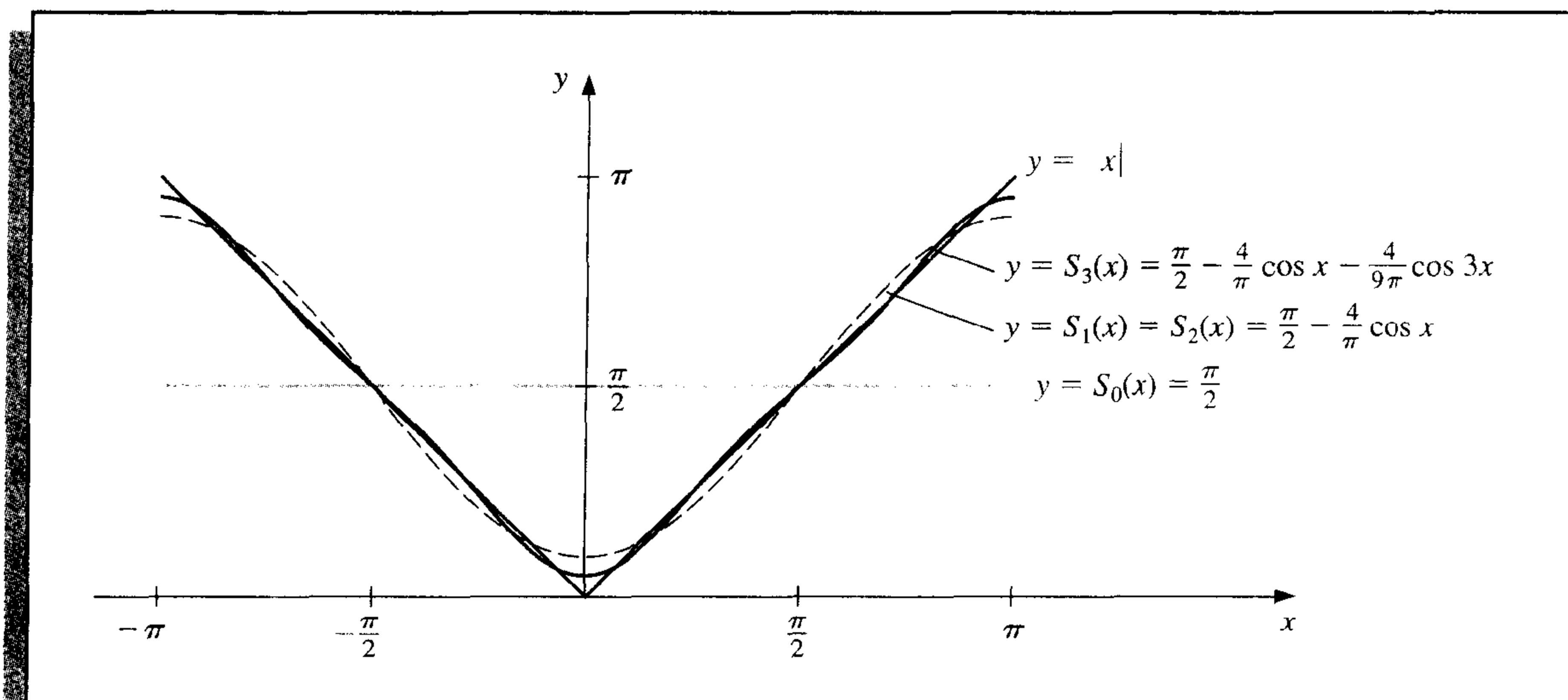
That the b_k 's are all 0 follows from the fact that $g(x) = |x| \sin kx$ is an odd function for each k , and the integral of any odd function over any interval of the form $[-a, a]$ is 0. (See Exercises 13 and 14.) The trigonometric polynomial from \mathcal{T}_n approximating f is,

therefore,

$$S_n(x) = \frac{\pi}{2} + \frac{2}{\pi} \sum_{k=1}^n \frac{(-1)^k - 1}{k^2} \cos kx.$$

The first few trigonometric polynomials for $f(x) = |x|$ are shown in Figure 8.13.

Figure 8.13



The Fourier series for f is

$$S(x) = \lim_{n \rightarrow \infty} S_n(x) = \frac{\pi}{2} + \frac{2}{\pi} \sum_{k=1}^{\infty} \frac{(-1)^k - 1}{k^2} \cos kx.$$

Since $|\cos kx| \leq 1$, for every k and x , the series converges, and $S(x)$ exists for all real numbers x . ■

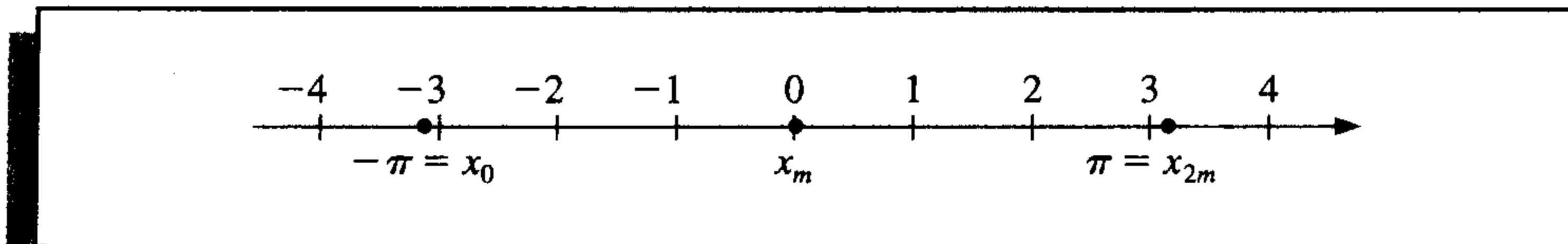
There is a discrete analog that is useful for the *discrete least squares* approximation and the interpolation of large amounts of data.

Suppose that a collection of $2m$ paired data points $\{(x_j, y_j)\}_{j=0}^{2m-1}$ is given, with the first elements in the pairs equally partitioning a closed interval. For convenience, we assume that the interval is $[-\pi, \pi]$, so, as shown in Figure 8.14,

$$x_j = -\pi + \left(\frac{j}{m}\right)\pi, \quad \text{for each } j = 0, 1, \dots, 2m - 1. \quad (8.20)$$

If it is not $[-\pi, \pi]$, a simple linear transformation could be used to translate the data into this form.

Figure 8.14



The goal in the discrete case is to determine the trigonometric polynomial $S_n(x)$ in \mathcal{T}_n that will minimize

$$E(S_n) = \sum_{j=0}^{2m-1} [y_j - S_n(x_j)]^2.$$

To do this we need to choose the constants $a_0, a_1, \dots, a_n, b_1, b_2, \dots, b_{n-1}$ so that

$$E(S_n) = \sum_{j=0}^{2m-1} \left\{ y_j - \left[\frac{a_0}{2} + a_n \cos nx_j + \sum_{k=1}^{n-1} (a_k \cos kx_j + b_k \sin kx_j) \right] \right\}^2 \quad (8.21)$$

is a minimum.

The determination of the constants is simplified by the fact that the set $\{\phi_0, \phi_1, \dots, \phi_{2n-1}\}$ is orthogonal with respect to summation over the equally spaced points $\{x_j\}_{j=0}^{2m-1}$ in $[-\pi, \pi]$. By this we mean that for each $k \neq l$,

$$\sum_{j=0}^{2m-1} \phi_k(x_j) \phi_l(x_j) = 0. \quad (8.22)$$

To show this orthogonality, we use the following lemma.

Lemma 8.12

If the integer r is not a multiple of $2m$, then

$$\sum_{j=0}^{2m-1} \cos rx_j = 0 \quad \text{and} \quad \sum_{j=0}^{2m-1} \sin rx_j = 0.$$

Moreover, if r is not a multiple of m , then

$$\sum_{j=0}^{2m-1} (\cos rx_j)^2 = m \quad \text{and} \quad \sum_{j=0}^{2m-1} (\sin rx_j)^2 = m. \quad \blacksquare$$

Proof Euler's Formula states that if $i^2 = -1$, then for every real number z , we have

$$e^{iz} = \cos z + i \sin z. \quad (8.23)$$

Applying this result gives

$$\sum_{j=0}^{2m-1} \cos rx_j + i \sum_{j=0}^{2m-1} \sin rx_j = \sum_{j=0}^{2m-1} (\cos rx_j + i \sin rx_j) = \sum_{j=0}^{2m-1} e^{irx_j}.$$

But

$$e^{irx_j} = e^{ir(-\pi + j\pi/m)} = e^{-ir\pi} \cdot e^{irj\pi/m},$$

so

$$\sum_{j=0}^{2m-1} \cos rx_j + i \sum_{j=0}^{2m-1} \sin rx_j = e^{-ir\pi} \sum_{j=0}^{2m-1} e^{irj\pi/m}.$$

Since $\sum_{j=0}^{2m-1} e^{irj\pi/m}$ is a geometric series with first term 1 and ratio $e^{ir\pi/m} \neq 1$, we have

$$\sum_{j=0}^{2m-1} e^{irj\pi/m} = \frac{1 - (e^{ir\pi/m})^{2m}}{1 - e^{ir\pi/m}} = \frac{1 - e^{2ir\pi}}{1 - e^{ir\pi/m}}.$$

But $e^{2ir\pi} = \cos 2r\pi + i \sin 2r\pi = 1$, so $1 - e^{2ir\pi} = 0$ and

$$\sum_{j=0}^{2m-1} \cos rx_j + i \sum_{j=0}^{2m-1} \sin rx_j = e^{-ir\pi} \sum_{j=0}^{2m-1} e^{irj\pi/m} = 0.$$

This implies that both

$$\sum_{j=0}^{2m-1} \cos rx_j = 0 \quad \text{and} \quad \sum_{j=0}^{2m-1} \sin rx_j = 0.$$

If r is not a multiple of m , these sums imply that

$$\begin{aligned} \sum_{j=0}^{2m-1} (\cos rx_j)^2 &= \sum_{j=0}^{2m-1} \frac{1}{2} (1 + \cos 2rx_j) \\ &= \frac{1}{2} \left[\sum_{j=0}^{2m-1} 1 + \sum_{j=0}^{2m-1} \cos 2rx_j \right] = \frac{1}{2} (2m + 0) = m \end{aligned}$$

and, similarly, that

$$\sum_{j=0}^{2m-1} (\sin rx_j)^2 = m. \quad \dots$$

We can now show the orthogonality stated in (8.22). Consider, for example, the case

$$\sum_{j=0}^{2m-1} \phi_k(x_j) \phi_{n+l}(x_j) = \sum_{j=0}^{2m-1} (\cos kx_j) (\sin lx_j).$$

Since

$$\cos kx_j \sin lx_j = \frac{1}{2} [\sin(l+k)x_j + \sin(l-k)x_j]$$

and $(l + k)$ and $(l - k)$ are both integers that are not multiples of $2m$, Lemma 8.12 implies that

$$\sum_{j=0}^{2m-1} (\cos kx_j)(\sin lx_j) = \frac{1}{2} \left[\sum_{j=0}^{2m-1} \sin(l+k)x_j + \sum_{j=0}^{2m-1} \sin(l-k)x_j \right] = \frac{1}{2} (0 + 0) = 0.$$

This technique is used to show that the orthogonality condition is satisfied for any pair of the functions and is used to produce the following result.

Theorem 8.13 The constants in the summation

$$S_n(x) = \frac{a_0}{2} + a_n \cos nx + \sum_{k=1}^{n-1} (a_k \cos kx + b_k \sin kx)$$

that minimize the least squares sum

$$E(a_0, \dots, a_n, b_1, \dots, b_{n-1}) = \sum_{j=0}^{2m-1} (y_j - S_n(x_j))^2$$

are

$$a_k = \frac{1}{m} \sum_{j=0}^{2m-1} y_j \cos kx_j, \quad \text{for each } k = 0, 1, \dots, n,$$

and

$$b_k = \frac{1}{m} \sum_{j=0}^{2m-1} y_j \sin kx_j, \quad \text{for each } k = 1, 2, \dots, n-1. \quad \blacksquare$$

The theorem is proved by setting the partial derivatives of E with respect to the a_k 's and the b_k 's to zero, as was done in Sections 8.1 and 8.2, and applying the orthogonality to simplify the equations. For example,

$$0 = \frac{\partial E}{\partial b_k} = 2 \sum_{j=0}^{2m-1} [y_j - S_n(x_j)](-\sin kx_j),$$

so

$$\begin{aligned} 0 &= \sum_{j=0}^{2m-1} y_j \sin kx_j - \sum_{j=0}^{2m-1} S_n(x_j) \sin kx_j \\ &= \sum_{j=0}^{2m-1} y_j \sin kx_j - \frac{a_0}{2} \sum_{j=0}^{2m-1} \sin kx_j - a_n \sum_{j=0}^{2m-1} \sin kx_j \cos nx_j \\ &\quad - \sum_{l=1}^{n-1} a_l \sum_{j=0}^{2m-1} \sin kx_j \cos lx_j - \sum_{\substack{l=1, \\ l \neq k}}^{n-1} b_l \sum_{j=0}^{2m-1} \sin kx_j \sin lx_j - b_k \sum_{j=0}^{2m-1} (\sin kx_j)^2. \end{aligned}$$

The orthogonality implies that all but the first and last sums on the right side are zero, and Lemma 8.12 states the final sum is m . Hence

$$b_k = \frac{1}{m} \sum_{j=0}^{2m-1} y_j \sin kx_j.$$

EXAMPLE 2 Let $f(x) = x^4 - 3x^3 + 2x^2 - \tan x(x - 2)$. To find the discrete least squares approximation $S_3(x)$ for the data $\{(x_j, y_j)\}_{j=0}^9$, where $x_j = j/5$ and $y_j = f(x_j)$, requires a transformation from $[0, 2]$ to $[-\pi, \pi]$. This linear transformation is

$$z_j = \pi(x_j - 1),$$

and the transformed data is of the form

$$\left\{ \left(z_j, f \left(1 + \frac{z_j}{\pi} \right) \right) \right\}_{j=0}^9.$$

The least squares trigonometric polynomial is, consequently,

$$S_3(z) = \left[\frac{a_0}{2} + a_3 \cos 3z + \sum_{k=1}^2 (a_k \cos kz + b_k \sin kz) \right],$$

where

$$a_k = \frac{1}{5} \sum_{j=0}^9 f \left(1 + \frac{z_j}{\pi} \right) \cos kz_j, \quad \text{for } k = 0, 1, 2, 3,$$

and

$$b_k = \frac{1}{5} \sum_{j=0}^9 f \left(1 + \frac{z_j}{\pi} \right) \sin kz_j, \quad \text{for } k = 1, 2.$$

Evaluating these sums produces the approximation

$$\begin{aligned} S_3(z) = & 0.76201 + 0.77177 \cos z + 0.017423 \cos 2z + 0.0065673 \cos 3z \\ & - 0.38676 \sin z + 0.047806 \sin 2z, \end{aligned}$$

Table 8.12

x	$f(x)$	$S_3(x)$	$ f(x) - S_3(x) $
0.125	0.26440	0.24060	2.38×10^{-2}
0.375	0.84081	0.85154	1.07×10^{-2}
0.625	1.36150	1.36248	9.74×10^{-4}
0.875	1.61282	1.60406	8.75×10^{-3}
1.125	1.36672	1.37566	8.94×10^{-3}
1.375	0.71697	0.71545	1.52×10^{-3}
1.625	0.07909	0.06929	9.80×10^{-3}
1.875	-0.14576	-0.12302	2.27×10^{-2}

and converting back to the variable x gives

$$S_3(x) = 0.76201 + 0.77177 \cos \pi(x - 1) + 0.017423 \cos 2\pi(x - 1) \\ + 0.0065673 \cos 3\pi(x - 1) - 0.38676 \sin \pi(x - 1) + 0.047806 \sin 2\pi(x - 1).$$

Table 8.12 lists values of $f(x)$ and $S_3(x)$. ■

EXERCISE SET 8.5

1. Find the continuous least squares trigonometric polynomial $S_2(x)$ for $f(x) = x^2$ on $[-\pi, \pi]$.
2. Find the continuous least squares trigonometric polynomial $S_n(x)$ for $f(x) = x$ on $[-\pi, \pi]$.
3. Find the continuous least squares trigonometric polynomial $S_3(x)$ for $f(x) = e^x$ on $[-\pi, \pi]$.
4. Find the general continuous least squares trigonometric polynomial $S_n(x)$ for $f(x) = e^x$ on $[-\pi, \pi]$.
5. Find the general continuous least squares trigonometric polynomial $S_n(x)$ for

$$f(x) = \begin{cases} 0, & \text{if } -\pi < x \leq 0, \\ 1, & \text{if } 0 < x < \pi. \end{cases}$$

6. Find the general continuous least squares trigonometric polynomial $S_n(x)$ in for

$$f(x) = \begin{cases} -1, & \text{if } -\pi < x < 0. \\ 1, & \text{if } 0 \leq x \leq \pi. \end{cases}$$

7. Determine the discrete least squares trigonometric polynomial $S_n(x)$ on the interval $[-\pi, \pi]$ for the following functions, using the given values of m and n :
 - a. $f(x) = \cos 2x$, $m = 4$, $n = 2$
 - b. $f(x) = \cos 3x$, $m = 4$, $n = 2$
 - c. $f(x) = \sin \frac{1}{2}x + 2 \cos \frac{1}{3}x$, $m = 6$, $n = 3$
 - d. $f(x) = x^2 \cos x$, $m = 6$, $n = 3$
8. Compute the error $E(S_n)$ for each of the functions in Exercise 7.
9. Determine the discrete least squares trigonometric polynomial $S_3(x)$, using $m = 4$ for $f(x) = e^x \cos 2x$ on the interval $[-\pi, \pi]$. Compute the error $E(S_3)$.
10. Repeat Exercise 9 using $m = 8$. Compare the values of the approximating polynomials with the values of f at the points $\xi_j = -\pi + 0.2j\pi$, for $0 \leq j \leq 10$. Which approximation is better?
11. Let $f(x) = 2 \tan x - \sec 2x$, for $2 \leq x \leq 4$. Determine the discrete least squares trigonometric polynomials $S_n(x)$, using the values of n and m as follows, and compute the error in each case.
 - a. $n = 3$, $m = 6$
 - b. $n = 4$, $m = 6$
12.
 - a. Determine the discrete least squares trigonometric polynomial $S_4(x)$, using $m = 16$, for $f(x) = x^2 \sin x$ on the interval $[0, 1]$.
 - b. Compute $\int_0^1 S_4(x) dx$.
 - c. Compare the integral in part (b) to $\int_0^1 x^2 \sin x dx$.
13. Show that for any continuous odd function f defined on the interval $[-a, a]$, we have $\int_{-a}^a f(x) dx = 0$.

14. Show that for any continuous even function f defined on the interval $[-a, a]$, we have $\int_{-a}^a f(x) dx = 2 \int_0^a f(x) dx$.
15. Show that the functions $\phi_0(x) = 1/2, \phi_1(x) = \cos x, \dots, \phi_n(x) = \cos nx, \phi_{n+1}(x) = \sin x, \dots, \phi_{2n-1}(x) = \sin(n-1)x$ are orthogonal on $[-\pi, \pi]$ with respect to $w(x) \equiv 1$.
16. In Example 1 the Fourier series was determined for $f(x) = |x|$. Use this series and the assumption that it represents f at zero to find the value of the convergent infinite series $\sum_{k=0}^{\infty} (1/(2k+1)^2)$.

8.6 Fast Fourier Transforms

In the second half of Section 8.5, we determined the form of the discrete least squares polynomial of degree n on the $2m-1$ data points $\{(x_j, y_j)\}_{j=0}^{2m-1}$, where $x_j = -\pi + (j/m)\pi$, for each $j = 0, 1, \dots, 2m-1$.

The *interpolatory* trigonometric polynomial in \mathcal{T}_m on these $2m$ data points is almost the same as the least squares polynomial. This is because the least squares trigonometric polynomial minimizes the error term

$$E(S_m) = \sum_{j=0}^{2m-1} (y_j - S_m(x_j))^2,$$

and for the interpolatory trigonometric polynomial, this error is 0, hence minimized, when the $S_m(x_j) = y_j$, for each $j = 0, 1, \dots, 2m-1$. A modification is needed to the form of the polynomial, however, if we want the coefficients to assume the same form as in the least squares case. In Lemma 8.12 we found that if r is not a multiple of m , then

$$\sum_{j=0}^{2m-1} (\cos rx_j)^2 = m.$$

Interpolation requires computing instead

$$\sum_{j=0}^{2m-1} (\cos mx_j)^2,$$

which (see Exercise 8) has the value $2m$. This requires the interpolatory polynomial to be written as

$$S_m(x) = \frac{a_0 + a_m \cos mx}{2} + \sum_{k=1}^{m-1} (a_k \cos kx + b_k \sin kx), \quad (8.24)$$

if we want the form of the constants a_k and b_k to agree with those of the discrete least squares polynomial; that is, where

$$a_k = \frac{1}{m} \sum_{j=0}^{2m-1} y_j \cos kx_j, \quad \text{for each } k = 0, 1, \dots, m, \quad (8.25)$$

and

$$b_k = \frac{1}{m} \sum_{j=0}^{2m-1} y_j \sin kx_j \quad \text{for each } k = 1, 2, \dots, m-1. \quad (8.26)$$

The interpolation of large amounts of equally spaced data by trigonometric polynomials can produce very accurate results. It is the appropriate approximation technique in areas involving digital filters, antenna field patterns, quantum mechanics, optics, and in numerous simulation problems. Until the middle of the 1960s, however, the method had not been extensively applied due to the number of arithmetic calculations required for the determination of the constants in the approximation. The interpolation of $2m$ data points by the direct-calculation technique requires approximately $(2m)^2$ multiplications and $(2m)^2$ additions. The approximation of many thousands of data points is not unusual in areas requiring trigonometric interpolation, so the direct methods for evaluating the constants require multiplication and addition operations numbering in the millions. The roundoff error associated with this number of calculations generally dominates the approximation.

In 1965 a paper by J. W. Cooley and J. W. Tukey in the journal *Mathematics of Computation* [CT] described a different method of calculating the constants in the interpolating trigonometric polynomial. This method requires only $O(m \log_2 m)$ multiplications and $O(m \log_2 m)$ additions, provided m is chosen in an appropriate manner. For a problem with thousands of data points, this reduces the number of calculations from millions to thousands. The method had actually been discovered a number of years before the Cooley-Tukey paper appeared but had gone largely unnoticed. ([Brigh, pp. 8–9], contains a short, but interesting, historical summary of the method.)

The method described by Cooley and Tukey is known either as the **Cooley-Tukey algorithm** or the **fast Fourier transform (FFT) algorithm** and has led to a revolution in the use of interpolatory trigonometric polynomials. The method consists of organizing the problem so that the number of data points being used can be easily factored, particularly into powers of two.

Instead of directly evaluating the constants a_k and b_k , the fast Fourier transform procedure computes the complex coefficients c_k in

$$\frac{1}{m} \sum_{k=0}^{2m-1} c_k e^{ikx}, \quad (8.27)$$

where

$$c_k = \sum_{j=0}^{2m-1} y_j e^{ik\pi j/m}, \quad \text{for each } k = 0, 1, \dots, 2m-1. \quad (8.28)$$

Once the constants c_k have been determined, a_k and b_k can be recovered. To do this we use *Euler's Formula*,

$$e^{iz} = \cos z + i \sin z.$$

For each $k = 0, 1, \dots, m$,

$$\begin{aligned}
\frac{1}{m}c_k(-1)^k &= \frac{1}{m}c_k e^{-i\pi k} = \frac{1}{m} \sum_{j=0}^{2m-1} y_j e^{ik\pi j/m} e^{-i\pi k} = \frac{1}{m} \sum_{j=0}^{2m-1} y_j e^{ik(-\pi + (\pi j/m))} \\
&= \frac{1}{m} \sum_{j=0}^{2m-1} y_j \left(\cos k \left(-\pi + \frac{\pi j}{m} \right) + i \sin k \left(-\pi + \frac{\pi j}{m} \right) \right) \\
&= \frac{1}{m} \sum_{j=0}^{2m-1} y_j (\cos kx_j + i \sin kx_j),
\end{aligned}$$

so

$$a_k + ib_k = \frac{(-1)^k}{m} c_k. \quad (8.29)$$

For notational convenience, b_0 and b_m are added to the collection, but both are 0 and do not contribute to the resulting sum.

The operation-reduction feature of the fast Fourier transform results from calculating the coefficients c_k in clusters and uses as a basic relation the fact that for any integer n ,

$$e^{n\pi i} = \cos n\pi + i \sin n\pi = (-1)^n.$$

Suppose $m = 2^p$ for some positive integer p . For each $k = 0, 1, \dots, m-1$,

$$c_k + c_{m+k} = \sum_{j=0}^{2m-1} y_j e^{ik\pi j/m} + \sum_{j=0}^{2m-1} y_j e^{i(m+k)\pi j/m} = \sum_{j=0}^{2m-1} y_j e^{ik\pi j/m} (1 + e^{\pi i j}).$$

But

$$1 + e^{i\pi j} = \begin{cases} 2, & \text{if } j \text{ is even,} \\ 0, & \text{if } j \text{ is odd,} \end{cases}$$

so there are only m nonzero terms to be summed. If j is replaced by $2j$ in the index of the sum, we can write the sum as

$$c_k + c_{m+k} = 2 \sum_{j=0}^{m-1} y_{2j} e^{ik\pi(2j)/m},$$

that is,

$$c_k + c_{m+k} = 2 \sum_{j=0}^{m-1} y_{2j} e^{ik\pi j/(m/2)}. \quad (8.30)$$

In a similar manner,

$$c_k - c_{m+k} = 2e^{ik\pi/m} \sum_{j=0}^{m-1} y_{2j+1} e^{ik\pi j/(m/2)}. \quad (8.31)$$

Since c_k and c_{m+k} can both be recovered from Eqs. (8.30) and (8.31), these relations determine all the coefficients c_k . Note also that the sums in Eqs. (8.30) and (8.31) are of the same form as the sum in Eq. (8.28), except that the index m has been replaced by $m/2$.

There are $2m$ coefficients $c_0, c_1, \dots, c_{2m-1}$ to be calculated. Using the basic formula (8.28) requires $2m$ complex multiplications per coefficient, for a total of $(2m)^2$ operations. Equation (8.30) requires m complex multiplications for each $k = 0, 1, \dots, m-1$, and (8.31) requires $m+1$ complex multiplications for each $k = 0, 1, \dots, m-1$. Using these equations to compute $c_0, c_1, \dots, c_{2m-1}$ reduces the number of complex multiplications from $(2m)^2 = 4m^2$ to

$$m \cdot m + m(m+1) = 2m^2 + m.$$

Since the sums in (8.30) and (8.31) have the same form as the original and m is a power of 2, the reduction technique can be reapplied to the sums in (8.30) and (8.31). Each of these is replaced by two sums from $j = 0$ to $j = (m/2) - 1$. This reduces the $2m^2$ portion of the sum to

$$2 \left[\frac{m}{2} \cdot \frac{m}{2} + \frac{m}{2} \cdot \left(\frac{m}{2} + 1 \right) \right] = m^2 + m.$$

So a total of

$$(m^2 + m) + m = m^2 + 2m$$

complex multiplications are now needed.

Applying the technique one more time gives us 4 sums each with $m/4$ terms and reduces the m^2 portion of this total to

$$4 \left[\left(\frac{m}{4} \right)^2 + \frac{m}{4} \left(\frac{m}{4} + 1 \right) \right] = \frac{m^2}{2} + m,$$

for a new total of $(m^2/2) + 3m$ complex multiplications. Repeating the process r times reduces the total number of required complex multiplications to

$$\frac{m^2}{2^{r-2}} + mr.$$

The process is complete when $r = p + 1$, since $m = 2^p$ and $2m = 2^{p+1}$. As a consequence, after $r = p + 1$ reductions of this type, the number of complex multiplications is reduced to

$$\frac{(2^p)^2}{2^{p-1}} + m(p+1) = 2m + pm + m = 3m + m \log_2 m = O(m \log_2 m).$$

Because of the way the calculations are arranged, the number of required complex additions is comparable. To illustrate the significance of this reduction, suppose we have $m = 2^{10} = 1024$. The direct calculation would require

$$(2m)^2 = (2048)^2 \approx 4,200,000$$

calculations. The fast Fourier transform procedure reduces the number of calculations to

$$3(1024) + 1024 \log_2 1024 \approx 13,300.$$

EXAMPLE 1 Consider the fast Fourier transform technique applied to $8 = 2^3$ data points $\{(x_j, y_j)\}_{j=0}^7$, where $x_j = -\pi + j\pi/4$, for each $j = 0, 1, \dots, 7$. In this case $2m = 8$, so $m = 4 = 2^2$ and $p = 2$.

From (8.24) we have

$$S_4(x) = \frac{a_0 + a_4 \cos 4x}{2} + \sum_{k=1}^3 (a_k \cos kx + b_k \sin kx),$$

where

$$a_k = \frac{1}{4} \sum_{j=0}^7 y_j \cos kx_j \quad \text{and} \quad b_k = \frac{1}{4} \sum_{j=0}^7 y_j \sin kx_j, \quad k = 0, 1, 2, 3, 4.$$

Define

$$F(x) = \frac{1}{4} \sum_{j=0}^7 c_k e^{ikx},$$

where

$$c_k = \sum_{j=0}^7 y_j e^{ik\pi j/4}, \quad \text{for } k = 0, 1, \dots, 7.$$

Then by (8.29), for $k = 0, 1, 2, 3, 4$,

$$\frac{1}{4} c_k e^{-ik\pi} = a_k + ib_k.$$

By direct calculation, the complex constants c_k are given by

$$\begin{aligned} c_0 &= y_0 + y_1 + y_2 + y_3 + y_4 + y_5 + y_6 + y_7; \\ c_1 &= y_0 + ((i+1)/\sqrt{2})y_1 + iy_2 + ((i-1)/\sqrt{2})y_3 - y_4 \\ &\quad - ((i+1)/\sqrt{2})y_5 - iy_6 - ((i-1)/\sqrt{2})y_7; \\ c_2 &= y_0 + iy_1 - y_2 - iy_3 + y_4 + iy_5 - y_6 - iy_7; \\ c_3 &= y_0 + ((i-1)/\sqrt{2})y_1 - iy_2 + ((i+1)/\sqrt{2})y_3 - y_4 \\ &\quad - ((i-1)/\sqrt{2})y_5 + iy_6 - ((i+1)/\sqrt{2})y_7; \\ c_4 &= y_0 - y_1 + y_2 - y_3 + y_4 - y_5 + y_6 - y_7; \\ c_5 &= y_0 - ((i+1)/\sqrt{2})y_1 + iy_2 - ((i-1)/\sqrt{2})y_3 - y_4 \\ &\quad + ((i+1)/\sqrt{2})y_5 - iy_6 + ((i-1)/\sqrt{2})y_7; \\ c_6 &= y_0 - iy_1 - y_2 + iy_3 + y_4 - iy_5 - y_6 + iy_7; \\ c_7 &= y_0 - ((i-1)/\sqrt{2})y_1 - iy_2 - ((i+1)/\sqrt{2})y_3 - y_4 \\ &\quad + ((i-1)/\sqrt{2})y_5 + iy_6 + ((i+1)/\sqrt{2})y_7. \end{aligned}$$

Because of the small size of the collection of data points, many of the coefficients of the y_j in these equations are 1 or -1 . This frequency will decrease in a larger application, so to count the computational operations accurately, multiplication by 1 or -1 will be included, even though it would not be necessary in this example. With this understanding, 64 multiplications/divisions and 56 additions/subtractions are required for the direct computation of c_0, c_1, \dots, c_7 .

To apply the fast Fourier transform procedure with $r = 1$, we first define

$$\begin{aligned} d_0 &= \frac{1}{2}(c_0 + c_4) = y_0 + y_2 + y_4 + y_6; \\ d_1 &= \frac{1}{2}(c_0 - c_4) = y_1 + y_3 + y_5 + y_7; \\ d_2 &= \frac{1}{2}(c_1 + c_5) = y_0 + iy_2 - y_4 - iy_6; \\ d_3 &= \frac{1}{2}(c_1 - c_5) = ((i + 1)/\sqrt{2})(y_1 + iy_3 - y_5 - iy_7); \\ d_4 &= \frac{1}{2}(c_2 + c_6) = y_0 - y_2 + y_4 - y_6; \\ d_5 &= \frac{1}{2}(c_2 - c_6) = i(y_1 - y_3 + y_5 - y_7); \\ d_6 &= \frac{1}{2}(c_3 + c_7) = y_0 - iy_2 - y_4 + iy_6; \\ d_7 &= \frac{1}{2}(c_3 - c_7) = ((i - 1)/\sqrt{2})(y_1 - iy_3 - y_5 + iy_7). \end{aligned}$$

We then define, for $r = 2$,

$$\begin{aligned} e_0 &= \frac{1}{2}(d_0 + d_4) = y_0 + y_4; \\ e_1 &= \frac{1}{2}(d_0 - d_4) = y_2 + y_6; \\ e_2 &= \frac{1}{2}(id_1 + d_5) = i(y_1 + y_5); \\ e_3 &= \frac{1}{2}(id_1 - d_5) = i(y_3 + y_7); \\ e_4 &= \frac{1}{2}(d_2 + d_6) = y_0 - y_4; \\ e_5 &= \frac{1}{2}(d_2 - d_6) = i(y_2 - y_6); \\ e_6 &= \frac{1}{2}(id_3 + d_7) = ((i - 1)/\sqrt{2})(y_1 - y_5); \\ e_7 &= \frac{1}{2}(id_3 - d_7) = i((i - 1)/\sqrt{2})(y_3 - y_7). \end{aligned}$$

Finally, for $r = p + 1 = 3$, we define

$$f_0 = \frac{1}{2}(e_0 + e_4) = y_0;$$

$$f_1 = \frac{1}{2}(e_0 - e_4) = y_4;$$

$$f_2 = \frac{1}{2}(ie_1 + e_5) = iy_2;$$

$$f_3 = \frac{1}{2}(ie_1 - e_5) = iy_6;$$

$$f_4 = \frac{1}{2}(((i + 1)/\sqrt{2})e_2 + e_6) = ((i - 1)/\sqrt{2})y_1;$$

$$f_5 = \frac{1}{2}(((i + 1)/\sqrt{2})e_2 - e_6) = ((i - 1)/\sqrt{2})y_5;$$

$$f_6 = \frac{1}{2}(((i - 1)/\sqrt{2})e_3 + e_7) = (-(i + 1)/\sqrt{2})y_3;$$

$$f_7 = \frac{1}{2}(((i - 1)/\sqrt{2})e_3 - e_7) = (-(i + 1)/\sqrt{2})y_7.$$

The c_0, \dots, c_7 , d_0, \dots, d_7 , e_0, \dots, e_7 , and f_0, \dots, f_7 are independent of the particular data points; they depend only on the fact that $m = 4$. For each m there is a unique set of constants $\{c_k\}_{k=0}^{2m-1}$, $\{d_k\}_{k=0}^{2m-1}$, $\{e_k\}_{k=0}^{2m-1}$, and $\{f_k\}_{k=0}^{2m-1}$. This portion of the work is not needed for a particular application. Only the calculations that follow are required:

1. $f_0 = y_0; \quad f_1 = y_4; \quad f_2 = iy_2; \quad f_3 = iy_6;$
 $f_4 = ((i - 1)/\sqrt{2})y_1; \quad f_5 = ((i - 1)/\sqrt{2})y_5; \quad f_6 = (-(i + 1)/\sqrt{2})y_3;$
 $f_7 = (-(i + 1)/\sqrt{2})y_7.$
2. $e_0 = f_0 + f_1; \quad e_1 = -i(f_2 + f_3); \quad e_2 = ((-i + 1)/\sqrt{2})(f_4 + f_5);$
 $e_3 = ((-i - 1)/\sqrt{2})(f_6 + f_7); \quad e_4 = f_0 - f_1; \quad e_5 = f_2 - f_3;$
 $e_6 = f_4 - f_5; \quad e_7 = f_6 - f_7.$
3. $d_0 = e_0 + e_1; \quad d_1 = -i(e_2 + e_3); \quad d_2 = e_4 + e_5; \quad d_3 = -i(e_6 + e_7);$
 $d_4 = e_0 - e_1; \quad d_5 = e_2 - e_3; \quad d_6 = e_4 - e_5; \quad d_7 = e_6 - e_7.$
4. $c_0 = d_0 + d_1; \quad c_1 = d_2 + d_3; \quad c_2 = d_4 + d_5; \quad c_3 = d_6 + d_7;$
 $c_4 = d_0 - d_1; \quad c_5 = d_2 - d_3; \quad c_6 = d_4 - d_5; \quad c_7 = d_6 - d_7.$

Computing the constants c_0, c_1, \dots, c_7 in this manner requires the number of operations shown in Table 8.13. Note again that multiplication by 1 or -1 has been included in the count, even though this does not require computational effort.

The lack of multiplications/divisions in Step 4 reflects the fact that for any m , the coefficients $\{c_k\}_{k=0}^{2m-1}$ are computed from $\{d_k\}_{k=0}^{2m-1}$ in the same manner:

$$c_k = d_{2k} + d_{2k+1}$$

Table 8.13

Step	Multiplications/divisions	Additions/subtractions
(1)	8	0
(2)	8	8
(3)	8	8
(4)	0	8
Total	24	24

and

$$c_{k+m} = d_{2k} - d_{2k+1}, \quad \text{for } k = 0, 1, \dots, m-1,$$

so no complex multiplication is involved.

In summary, the direct computation of the coefficients c_0, c_1, \dots, c_7 requires 64 multiplications/divisions and 56 additions/subtractions. The fast Fourier transform technique reduces the computations to 24 multiplications/divisions and 24 additions/subtractions. ■

Algorithm 8.3 performs the fast Fourier transform when $m = 2^p$ for some positive integer p . Modifications of the technique can be made when m takes other forms.

ALGORITHM

8.3

Fast Fourier Transform

To compute the coefficients in the summation

$$\frac{1}{m} \sum_{k=0}^{2m-1} c_k e^{ikx} = \frac{1}{m} \sum_{k=0}^{2m-1} c_k (\cos kx + i \sin kx), \quad \text{where } i = \sqrt{-1},$$

for the data $\{(x_j, y_j)\}_{j=0}^{2m-1}$ where $m = 2^p$ and $x_j = -\pi + j\pi/m$ for $j = 0, 1, \dots, 2m-1$:

INPUT $m, p; y_0, y_1, \dots, y_{2m-1}$.

OUTPUT complex numbers c_0, \dots, c_{2m-1} ; real numbers $a_0, \dots, a_m; b_1, \dots, b_{m-1}$.

Step 1 Set $M = m$;

$$q = p;$$

$$\zeta = e^{\pi i/m}.$$

Step 2 For $j = 0, 1, \dots, 2m-1$ set $c_j = y_j$.

Step 3 For $j = 1, 2, \dots, M$ set $\xi_j = \zeta^j$;
 $\xi_{j+M} \doteq -\xi_j$.

Step 4 Set $K = 0$;
 $\xi_0 = 1$.

Step 5 For $L = 1, 2, \dots, p+1$ do Steps 6–12.

Step 6 While $K < 2m-1$ do Steps 7–11.

Step 7 For $j = 1, 2, \dots, M$ do Steps 8–10.

Step 8 Let $K = k_p \cdot 2^p + k_{p-1} \cdot 2^{p-1} + \dots + k_1 \cdot 2 + k_0$;
(Decompose k .)
set $K_1 = K/2^q = k_p \cdot 2^{p-q} + \dots + k_{q+1} \cdot 2 + k_q$;
 $K_2 = k_q \cdot 2^p + k_{q+1} \cdot 2^{p-1} + \dots + k_p \cdot 2^q$.

Step 9 Set $\eta = c_{K+M} \xi_{K_2}$;
 $c_{K+M} = c_K - \eta$;
 $c_K = c_K + \eta$.

Step 10 Set $K = K + 1$.

Step 11 Set $K = K + M$.

Step 12 Set $K = 0$;
 $M = M/2$;
 $q = q - 1$.

Step 13 While $K < 2m - 1$ do Steps 14–16.

Step 14 Let $K = k_p \cdot 2^p + k_{p-1} \cdot 2^{p-1} + \dots + k_1 \cdot 2 + k_0$; (Decompose k .)
set $j = k_0 \cdot 2^p + k_1 \cdot 2^{p-1} + \dots + k_{p-1} \cdot 2 + k_p$.

Step 15 If $j > K$ then interchange c_j and c_k .

Step 16 Set $K = K + 1$.

Step 17 Set $a_0 = c_0/m$;
 $a_m = \text{Re}(e^{-i\pi m} c_m/m)$.

Step 18 For $j = 1, \dots, m - 1$ set $a_j = \text{Re}(e^{-i\pi j} c_j/m)$;
 $b_j = \text{Im}(e^{-i\pi j} c_j/m)$.

Step 19 OUTPUT $(c_0, \dots, c_{2m-1}; a_0, \dots, a_m; b_1, \dots, b_{m-1})$;
STOP. ■

EXAMPLE 2

Let $f(x) = x^4 - 3x^3 + 2x^2 - \tan x(x - 2)$. To determine the trigonometric interpolating polynomial of degree 4 for the data $\{(x_j, y_j)\}_{j=0}^7$, where $x_j = j/4$ and $y_j = f(x_j)$, requires a transformation of the interval $[0, 2]$ to $[-\pi, \pi]$. This is given by

$$z_j = \pi(x_j - 1),$$

so that the input data to Algorithm 8.3 are

$$\left\{ z_j, f\left(1 + \frac{z_j}{\pi}\right) \right\}_{j=0}^7.$$

The interpolating polynomial in z is

$$S_4(z) = 0.761979 + 0.771841 \cos z + 0.0173037 \cos 2z + 0.00686304 \cos 3z \\ - 0.000578545 \cos 4z - 0.386374 \sin z + 0.0468750 \sin 2z - 0.0113738 \sin 3z.$$

The trigonometric polynomial $S_4(x)$ on $[0, 2]$ is obtained by substituting $z = \pi(x - 1)$ into $S_4(z)$. The graphs of $y = f(x)$ and $y = S_4(x)$ are shown in Figure 8.15. Values of $f(x)$ and $S_4(x)$ are given in Table 8.14. ■

Figure 8.15

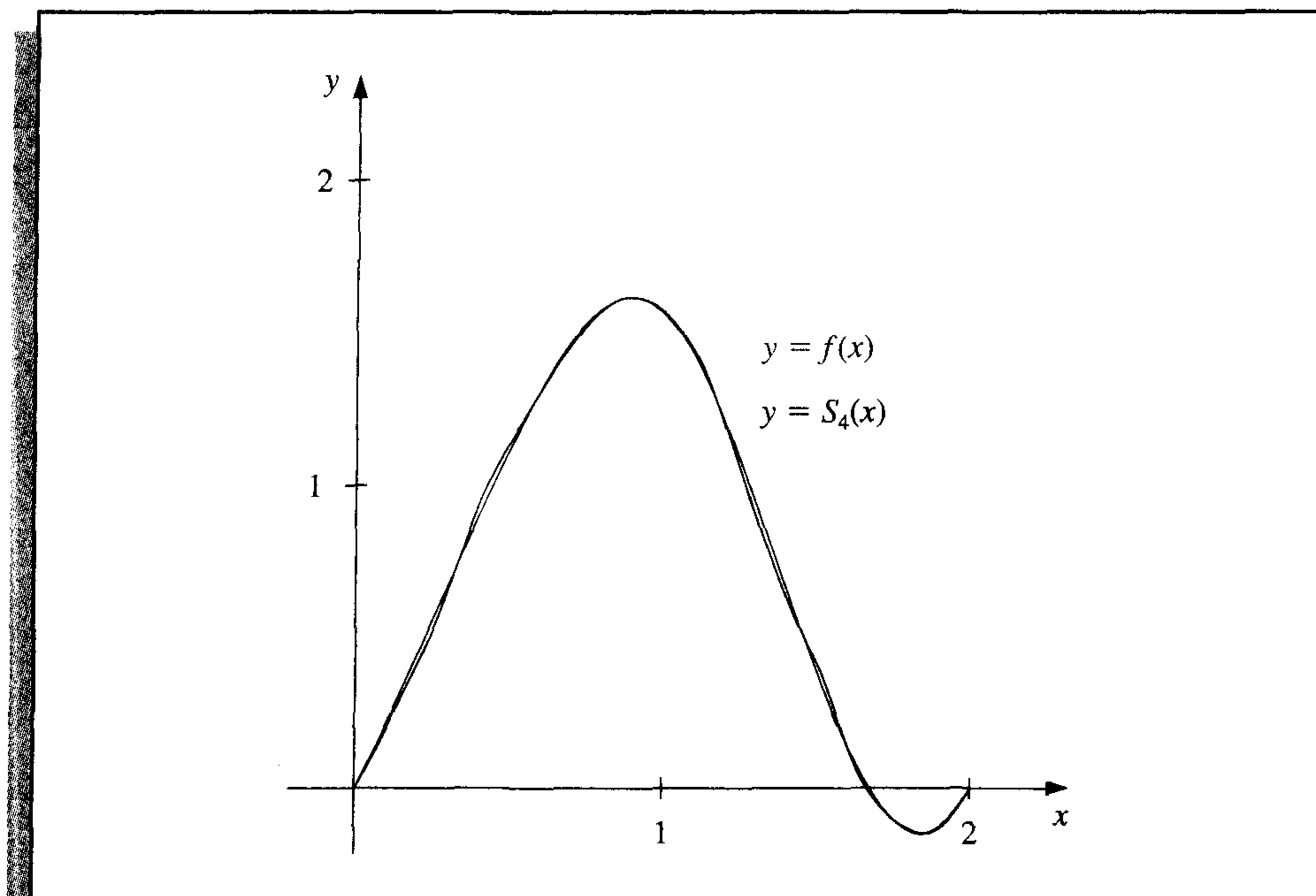


Table 8.14

x	$f(x)$	$S_4(x)$	$ f(x) - S_4(x) $
0.125	0.26440	0.25001	1.44×10^{-2}
0.375	0.84081	0.84647	5.66×10^{-3}
0.625	1.36150	1.35824	3.27×10^{-3}
0.875	1.61282	1.61515	2.33×10^{-3}
1.125	1.36672	1.36471	2.02×10^{-3}
1.375	0.71697	0.71931	2.33×10^{-3}
1.625	0.07909	0.07496	4.14×10^{-3}
1.875	-0.14576	-0.13301	1.27×10^{-2}

More details on the verification of the validity of the fast Fourier transform procedure can be found in [Ham], which presents the method from a mathematical approach, or in [Brac], where the presentation is based on methods more likely to be familiar to engineers. [AHU, pp. 252–269], is a good reference for a discussion of the computational aspects of the method. Modification of the procedure for the case when m is not a power of 2 can be found in [Win]. A presentation of the techniques and related material from the point of view of applied abstract algebra is given in [Lau, pp. 438–465].

EXERCISE SET 8.6

1. Determine the trigonometric interpolating polynomial $S_2(x)$ of degree 2 on $[-\pi, \pi]$ for the following functions, and graph $f(x) - S_2(x)$:

$$\mathbf{f} = (f_0, f_1, \dots, f_7)^t,$$

$$\mathbf{y} = (y_0, y_1, \dots, y_7)^t.$$

Find matrices A , B , C , and D so that $\mathbf{c} = A\mathbf{d}$, $\mathbf{d} = B\mathbf{e}$, $\mathbf{e} = C\mathbf{f}$, and $\mathbf{f} = D\mathbf{y}$.

8.7 Survey of Methods and Software

In this chapter we have considered approximating data and functions with elementary functions. The elementary functions used were polynomials, rational functions, and trigonometric polynomials. We considered two types of approximations, discrete and continuous. Discrete approximations arise when approximating a finite set of data with an elementary function. Continuous approximations are used when the function to be approximated is known.

Discrete least squares techniques are recommended when the function is specified by giving a set of data that may not exactly represent the function. Least squares fit of data can take the form of a linear or other polynomial approximation or even an exponential form. These approximations are computed by solving sets of normal equations, as given in Section 8.1.

If the data are periodic, a trigonometric least squares fit may be appropriate. Because of the orthonormality of the trigonometric basis functions, the least squares trigonometric approximation does not require the solution of a linear system. For large amounts of periodic data, interpolation by trigonometric polynomials is also recommended. An efficient method of computing the trigonometric interpolating polynomial is given by the fast Fourier transform.

When the function to be approximated can be evaluated at any required argument, the approximations seek to minimize an integral instead of a sum. The continuous least squares polynomial approximations were considered in Section 8.2. Efficient computation of least squares polynomials lead to orthonormal sets of polynomials, such as the Legendre and Chebyshev polynomials. Approximation by rational functions was studied in Section 8.4, where Padé approximation as a generalization of the Maclaurin polynomial and its extension to Chebyshev rational approximation were presented. Both methods allow a more uniform method of approximation than polynomials. Continuous least squares approximation by trigonometric functions was discussed in Section 8.5, especially as it relates to Fourier series.

The IMSL Library provides a number of routines for approximation. The subroutine RLINE gives the least squares line for a set of data points, and returns statistics such as means and variances. The subroutine FNLSQ computes the discrete least squares approximation for a user's choice of basis functions, and BSLSQ computes a least squares cubic spline approximation. The subroutine RATCH computes the rational weighted Chebyshev approximation to a continuous functions on an interval $[a, b]$, and FFTCB computes the fast Fourier transform for a given set of data in a manner similar to Algorithm 8.3.

The NAG Library has many subroutines for function approximation. Least squares polynomial approximation is given in the subroutine E02ADF. This subroutine is quite

versatile in that it computes least squares polynomials for varying degrees and gives their least squares errors. It uses Chebyshev polynomials to minimize roundoff error and enhance accuracy.

The routine E02AEF can be used to evaluate the approximation obtained by E02ADF. NAG also supplies the routine E02BAF to compute least squares cubic spline fits, E02GAF to compute the best L_1 linear fit, and E02GCF to compute the best L_∞ fit. The routine E02RAF computes the Padé approximation. The NAG Library also includes many routines for fast Fourier transforms, one of which is C06ECF.

The netlib library contains the subroutine polfit.f under the package slatec to compute the polynomial least squares approximation to a discrete set of points. The subroutine pvalue.f can be used to evaluate the polynomial from polfit.f and any of its derivatives at a given point.

For further information on the general theory of approximation theory see Powell [Po], Davis [Da], or Cheney [Ch]. A good reference for methods of least squares is Lawson and Hanson [LH], and information about Fourier transforms can be found in Van Loan [Van] and in Briggs and Hanson [BH].

Approximating Eigenvalues

■ ■ ■

The longitudinal vibrations of an elastic bar of local stiffness $p(x)$ and density $\rho(x)$ are described by the partial differential equation

$$\rho(x) \frac{\partial^2 v}{\partial t^2}(x, t) = \frac{\partial}{\partial x} \left[p(x) \frac{\partial v}{\partial x}(x, t) \right],$$

where $v(x, t)$ is the mean longitudinal displacement of a section of the bar from its equilibrium position x at time t . The vibrations can be written as a sum of simple harmonic vibrations:

$$v(x, t) = \sum_{k=0}^{\infty} c_k u_k(x) \cos \sqrt{\lambda_k}(t - t_0),$$


where

$$\frac{d}{dx} \left[p(x) \frac{du_k}{dx}(x) \right] + \lambda_k \rho(x) u_k(x) = 0.$$

If the bar has length l and is fixed at its ends, then this differential equation holds for $0 < x < l$ and $v(0) = v(l) = 0$. A system of these differential equations is called a Sturm-Liouville system, and the numbers λ_k are eigenvalues with corresponding eigenfunctions $u_k(x)$.

Suppose the bar is 1 m long with uniform stiffness $p(x) = p$ and uniform density $\rho(x) = \rho$. To approximate u and λ , let $h = 0.2$. Then $x_j = 0.2j$, for $0 \leq j \leq 5$, and we can use the centered-difference formula (4.5) in Section 4.1 to approximate the first derivatives. This gives the linear system

$$Aw = \begin{bmatrix} 2 & -1 & 0 & 0 \\ -1 & 2 & -1 & 0 \\ 0 & -1 & 2 & -1 \\ 0 & 0 & -1 & 2 \end{bmatrix} \begin{bmatrix} w_1 \\ w_2 \\ w_3 \\ w_4 \end{bmatrix} = -0.04 \frac{\rho}{p} \lambda \begin{bmatrix} w_1 \\ w_2 \\ w_3 \\ w_4 \end{bmatrix} = -0.04 \frac{\rho}{p} \lambda w.$$



In this system, $w_j \approx u(x_j)$, for $1 \leq j \leq 4$, and $w_0 = w_5 = 0$. The four eigenvalues of A approximate the eigenvalues of the *Sturm-Liouville system*. It is the approximation of eigenvalues that we will consider in this chapter. A Sturm-Liouville application is discussed in Exercise 11 of Section 9.4.

9.1 Linear Algebra and Eigenvalues

Eigenvalues and eigenvectors were introduced in Chapter 7 in connection with the convergence of iterative methods for approximating the solution to a linear system. To determine the eigenvalues of an $n \times n$ matrix A , we construct the characteristic polynomial

$$p(\lambda) = \det(A - \lambda I)$$

and then determine its zeros. Finding the determinant of an $n \times n$ matrix is computationally expensive, and finding good approximations to the roots of $p(\lambda)$ is also difficult. In this chapter we will explore other means for approximating the eigenvalues of a matrix.

In chapter 7 we found that an iterative technique for solving a linear system will converge if all the eigenvalues associated with the problem have magnitude less than 1. The exact values of the eigenvalues in this case are not of primary importance—only the region of the complex plane in which they lie.

Even when we need to know the eigenvalues, the fact that many of the techniques for their approximation are iterative implies that determining regions in which they lie is a first step in the direction of determining the approximation, since it provides us with the initial approximation that iterative methods need.

Before considering further results concerning eigenvalues and eigenvectors, we need some definitions and results from linear algebra. All the general results that will be needed in the remainder of this chapter are listed here for ease of reference. The proofs of the results that are not given can be found in most standard texts on linear algebra (see, for example, [ND]). The first definition parallels the definition for the linear independence of functions described in Section 8.2.

Definition 9.1 Let $\{\mathbf{v}^{(1)}, \mathbf{v}^{(2)}, \mathbf{v}^{(3)}, \dots, \mathbf{v}^{(k)}\}$ be a set of vectors. The set is **linearly independent** if whenever

$$\mathbf{0} = \alpha_1 \mathbf{v}^{(1)} + \alpha_2 \mathbf{v}^{(2)} + \alpha_3 \mathbf{v}^{(3)} + \dots + \alpha_k \mathbf{v}^{(k)},$$

then $\alpha_1 = \alpha_2 = \alpha_3 = \dots = \alpha_k = 0$. Otherwise the set of vectors is **linearly dependent**. ■

Note that any set of vectors containing the zero vector is linearly dependent.

Theorem 9.2

If $\{\mathbf{v}^{(1)}, \mathbf{v}^{(2)}, \mathbf{v}^{(3)}, \dots, \mathbf{v}^{(n)}\}$ is a set of n linearly independent vectors in \mathbb{R}^n , then any vector $\mathbf{x} \in \mathbb{R}^n$ can be written uniquely as

$$\mathbf{x} = \beta_1 \mathbf{v}^{(1)} + \beta_2 \mathbf{v}^{(2)} + \beta_3 \mathbf{v}^{(3)} + \dots + \beta_n \mathbf{v}^{(n)},$$

for some collection of constants $\beta_1, \beta_2, \dots, \beta_n$. ■

Proof Suppose that A is the matrix whose columns are the vectors $\mathbf{v}^{(1)}, \mathbf{v}^{(2)}, \dots, \mathbf{v}^{(n)}$. Then the set $\{\mathbf{v}^{(1)}, \mathbf{v}^{(2)}, \dots, \mathbf{v}^{(n)}\}$ is linearly independent if and only if the matrix equation $A\alpha = \mathbf{0}$ has the unique solution $\alpha = \mathbf{0}$. But by Theorem 6.16, this is equivalent to the matrix equation $A\beta = \mathbf{x}$, having a unique solution for any vector $\mathbf{x} \in \mathbb{R}^n$. This, in turn, is equivalent to the statement that for any $\mathbf{x} \in \mathbb{R}^n$,

$$\mathbf{x} = \beta_1 \mathbf{v}^{(1)} + \beta_2 \mathbf{v}^{(2)} + \dots + \beta_n \mathbf{v}^{(n)},$$

for some unique set of constants $\beta_1, \beta_2, \dots, \beta_n$. ■ ■ ■

Any collection of n linearly independent vectors in \mathbb{R}^n is called a **basis** for \mathbb{R}^n .

EXAMPLE 1

Let $\mathbf{v}^{(1)} = (1, 0, 0)^t$, $\mathbf{v}^{(2)} = (-1, 1, 1)^t$, and $\mathbf{v}^{(3)} = (0, 4, 2)^t$. If α_1, α_2 , and α_3 are numbers with

$$\mathbf{0} = \alpha_1 \mathbf{v}^{(1)} + \alpha_2 \mathbf{v}^{(2)} + \alpha_3 \mathbf{v}^{(3)},$$

then

$$\begin{aligned} (0, 0, 0)^t &= \alpha_1(1, 0, 0)^t + \alpha_2(-1, 1, 1)^t + \alpha_3(0, 4, 2)^t \\ &= (\alpha_1 - \alpha_2, \alpha_2 + 4\alpha_3, \alpha_2 + 2\alpha_3)^t, \end{aligned}$$

so

$$\alpha_1 - \alpha_2 = 0, \quad \alpha_2 + 4\alpha_3 = 0, \quad \text{and} \quad \alpha_2 + 2\alpha_3 = 0.$$

Since the only solution to this system is $\alpha_1 = \alpha_2 = \alpha_3 = 0$, the set $\{\mathbf{v}^{(1)}, \mathbf{v}^{(2)}, \mathbf{v}^{(3)}\}$ is linearly independent in \mathbb{R}^3 and is a basis for \mathbb{R}^3 .

Any vector $\mathbf{x} = (x_1, x_2, x_3)^t$ in \mathbb{R}^3 can be written as

$$\mathbf{x} = \beta_1 \mathbf{v}^{(1)} + \beta_2 \mathbf{v}^{(2)} + \beta_3 \mathbf{v}^{(3)},$$

by choosing

$$\beta_1 = x_1 - x_2 + 2x_3, \quad \beta_2 = 2x_3 - x_2, \quad \text{and} \quad \beta_3 = \frac{1}{2}(x_2 - x_3). \quad \blacksquare$$

The next result will be used in the following section to develop the Power method for approximating eigenvalues. A proof of this result is considered in Exercise 8.

Theorem 9.3

If A is a matrix and $\lambda_1, \dots, \lambda_k$ are distinct eigenvalues of A with associated eigenvectors $\mathbf{x}^{(1)}, \mathbf{x}^{(2)}, \dots, \mathbf{x}^{(k)}$, then $\{\mathbf{x}^{(1)}, \mathbf{x}^{(2)}, \dots, \mathbf{x}^{(k)}\}$ is linearly independent. ■

In Section 8.2 we considered orthogonal and orthonormal sets of functions. Vectors with these properties are defined in a similar manner.

Definition 9.4 A set of vectors $\{\mathbf{v}^{(1)}, \mathbf{v}^{(2)}, \dots, \mathbf{v}^{(n)}\}$ is called **orthogonal** if $(\mathbf{v}^{(i)})^t \mathbf{v}^{(j)} = 0$, for all $i \neq j$. If, in addition, $(\mathbf{v}^{(i)})^t \mathbf{v}^{(i)} = 1$, for all $i = 1, 2, \dots, n$, then the set is **orthonormal**. ■

Since $\mathbf{x}^t \mathbf{x} = \|\mathbf{x}\|_2^2$, a set of orthogonal vectors $\{\mathbf{v}^{(1)}, \mathbf{v}^{(2)}, \dots, \mathbf{v}^{(n)}\}$ is orthonormal if and only if

$$\|\mathbf{v}^{(i)}\|_2 = 1, \quad \text{for each } i = 1, 2, \dots, n.$$

EXAMPLE 2 The vectors $\mathbf{v}^{(1)} = (0, 4, 2)^t$, $\mathbf{v}^{(2)} = (-1, -\frac{1}{5}, \frac{2}{5})^t$, and $\mathbf{v}^{(3)} = (\frac{1}{6}, -\frac{1}{6}, \frac{1}{3})^t$ form an orthogonal set. The l_2 norms of these vectors are

$$\|\mathbf{v}^{(1)}\|_2 = 2\sqrt{5}, \quad \|\mathbf{v}^{(2)}\|_2 = \frac{\sqrt{30}}{5}, \quad \text{and} \quad \|\mathbf{v}^{(3)}\|_2 = \frac{\sqrt{6}}{6}.$$

As a consequence, the vectors

$$\mathbf{u}^{(1)} = \frac{\mathbf{v}^{(1)}}{\|\mathbf{v}^{(1)}\|_2} = \left(0, \frac{2\sqrt{5}}{5}, \frac{\sqrt{5}}{5}\right)^t,$$

$$\mathbf{u}^{(2)} = \frac{\mathbf{v}^{(2)}}{\|\mathbf{v}^{(2)}\|_2} = \left(-\frac{\sqrt{30}}{6}, -\frac{\sqrt{30}}{30}, \frac{\sqrt{30}}{15}\right)^t,$$

and

$$\mathbf{u}^{(3)} = \frac{\mathbf{v}^{(3)}}{\|\mathbf{v}^{(3)}\|_2} = \left(\frac{\sqrt{6}}{6}, -\frac{\sqrt{6}}{6}, \frac{\sqrt{6}}{3}\right)^t$$

form an orthonormal set, since they inherit orthogonality from $\mathbf{v}^{(1)}$, $\mathbf{v}^{(2)}$, and $\mathbf{v}^{(3)}$, and, in addition,

$$\|\mathbf{u}^{(1)}\|_2 = \|\mathbf{u}^{(2)}\|_2 = \|\mathbf{u}^{(3)}\|_2 = 1. \quad \blacksquare$$

The proof of the next result is considered in Exercise 5.

Theorem 9.5 An orthogonal set of nonzero vectors is linearly independent. ■

The terminology in the next definition follows from the fact that the columns of an orthogonal matrix will form an orthogonal (in fact, orthonormal) set of vectors. (See Exercise 6.)

Definition 9.6 A matrix Q is said to be an **orthogonal matrix** if $Q^{-1} = Q^t$. ■

The permutation matrices discussed in Section 6.5 have this property, so they are orthogonal.

EXAMPLE 3 The orthogonal matrix Q formed from the orthonormal set of vectors found in Example 2 is

$$Q = [\mathbf{u}^{(1)}, \mathbf{u}^{(2)}, \mathbf{u}^{(3)}] = \begin{bmatrix} 0 & -\frac{\sqrt{30}}{6} & \frac{\sqrt{6}}{6} \\ \frac{2\sqrt{5}}{5} & -\frac{\sqrt{30}}{30} & -\frac{\sqrt{6}}{6} \\ \frac{\sqrt{5}}{5} & \frac{\sqrt{30}}{15} & \frac{\sqrt{6}}{3} \end{bmatrix}.$$

Note that

$$QQ^T = \begin{bmatrix} 0 & -\frac{\sqrt{30}}{6} & \frac{\sqrt{6}}{6} \\ \frac{2\sqrt{5}}{5} & -\frac{\sqrt{30}}{30} & -\frac{\sqrt{6}}{6} \\ \frac{\sqrt{5}}{5} & \frac{\sqrt{30}}{15} & \frac{\sqrt{6}}{3} \end{bmatrix} \cdot \begin{bmatrix} 0 & \frac{2\sqrt{5}}{5} & \frac{\sqrt{5}}{5} \\ -\frac{\sqrt{30}}{6} & -\frac{\sqrt{30}}{30} & \frac{\sqrt{30}}{15} \\ \frac{\sqrt{6}}{6} & -\frac{\sqrt{6}}{6} & \frac{\sqrt{6}}{3} \end{bmatrix} = \begin{bmatrix} 1 & 0 & 0 \\ 0 & 1 & 0 \\ 0 & 0 & 1 \end{bmatrix}.$$

It is also true that $Q^T Q = I$, so $Q^T = Q^{-1}$. ■

Definition 9.7 Two matrices A and B are said to be **similar** if a nonsingular matrix S exists with $A = S^{-1}BS$. ■

The important feature of similar matrices is that they have the same eigenvalues.

Theorem 9.8 Suppose A and B are similar matrices with $A = S^{-1}BS$ and λ is an eigenvalue of A with associated eigenvector \mathbf{x} . Then λ is an eigenvalue of B with associated eigenvector $S\mathbf{x}$. ■

Proof Suppose that $\mathbf{x} \neq \mathbf{0}$ is such that

$$S^{-1}BS\mathbf{x} = A\mathbf{x} = \lambda\mathbf{x}.$$

Multiplying on the left by the matrix S gives

$$BS\mathbf{x} = \lambda S\mathbf{x}.$$

Since $\mathbf{x} \neq \mathbf{0}$ and S is nonsingular, $S\mathbf{x} \neq \mathbf{0}$. Hence, $S\mathbf{x}$ is an eigenvector of B corresponding to its eigenvalue λ . ■ ■ ■

The Maple command `issimilar(A,B)` returns *true* if A and B are similar and *false* otherwise.

The determination of eigenvalues is easy for a triangular matrix A , for in this case λ is a solution to the equation

$$0 = \det(A - \lambda I) = \prod_{i=1}^n (a_{ii} - \lambda)$$

if and only if $\lambda = a_{ii}$ for some i . The next result describes a relationship, called a **similarity transformation**, between arbitrary matrices and triangular matrices.

Theorem 9.9 (Schur)

Let A be an arbitrary matrix. A nonsingular matrix U exists with the property that

$$T = U^{-1}AU,$$

where T is an upper-triangular matrix whose diagonal entries consist of the eigenvalues of A . ■

The matrix U whose existence is ensured in Theorem 9.9 satisfies the condition $\|U\mathbf{x}\|_2 = \|\mathbf{x}\|_2$ for any vector \mathbf{x} . Matrices with this property are called **unitary**. Although we will not make use of this norm-preserving property, it does significantly increase the application of Schur's Theorem.

Theorem 9.9 is an existence theorem that ensures that the triangular matrix T exists, but it does not provide a constructive means for finding T , since it requires a knowledge of the eigenvalues of A . In most instances, the similarity transformation U is too difficult to determine. The following restriction of Theorem 9.9 to symmetric matrices reduces the complication, since in this case the transformation matrix is orthogonal.

Theorem 9.10 If A is a symmetric matrix and D is a diagonal matrix whose diagonal entries are the eigenvalues of A , then there exists an orthogonal matrix Q such that $D = Q^{-1}AQ = Q^tAQ$. ■

The following corollaries to Theorem 9.10 demonstrate some of the interesting properties of symmetric matrices.

Corollary 9.11 If A is a symmetric $n \times n$ matrix then there exist n eigenvectors of A that form an orthonormal set, and the eigenvalues of A are real numbers. ■

Proof If $Q = (q_{ij})$ and $D = (d_{ij})$ are the matrices specified in Theorem 9.10, then

$$D = Q^{-1}AQ \quad \text{implies that} \quad AQ = QD.$$

Let $1 \leq i \leq n$ and $\mathbf{v}_i = (q_{1i}, q_{2i}, \dots, q_{ni})^t$ be the i th column of Q . Then

$$A\mathbf{v}_i = d_{ii}\mathbf{v}_i,$$

and d_{ii} is an eigenvalue of A with eigenvector, \mathbf{v}_i , the i th column of Q . Since the columns of Q are orthonormal, the eigenvectors of A are orthonormal.

Multiplying this equation on the left by \mathbf{v}_i^t gives

$$\mathbf{v}_i^t A \mathbf{v}_i = d_{ii} \mathbf{v}_i^t \mathbf{v}_i.$$

Since $\mathbf{v}_i^t A \mathbf{v}_i$ and $\mathbf{v}_i^t \mathbf{v}_i$ are real numbers and $\mathbf{v}_i^t \mathbf{v}_i = 1$, the eigenvalue $d_{ii} = \mathbf{v}_i^t A \mathbf{v}_i$ is a real number, for each $i = 1, 2, \dots, n$. ■ ■ ■

Recall from Section 6.6 that a symmetric matrix A is called positive definite if for all nonzero vectors \mathbf{x} we have $\mathbf{x}^t A \mathbf{x} > 0$. The following theorem characterizes positive definite matrices in terms of eigenvalues. This eigenvalue property makes positive definite matrices important in applications.

Theorem 9.12 A symmetric matrix A is positive definite if and only if all the eigenvalues of A are positive. ■

Proof First suppose that A is positive definite and that λ is an eigenvalue of A with associated eigenvector \mathbf{x} . Then

$$0 < \mathbf{x}^t A \mathbf{x} = \lambda \mathbf{x}^t \mathbf{x} = \lambda \|\mathbf{x}\|_2^2,$$

so $\lambda > 0$. Hence, every eigenvalue of a positive definite matrix is positive.

To show the converse, suppose that A is symmetric with positive eigenvalues. By Corollary 9.11, A has n eigenvectors, $\mathbf{v}^{(1)}, \mathbf{v}^{(2)}, \dots, \mathbf{v}^{(n)}$, that form an orthonormal and, by Theorem 9.5, linearly independent set. Hence, for any $\mathbf{x} \neq 0$ there exists a unique set of nonzero constants $\beta_1, \beta_2, \dots, \beta_n$ for which

$$\mathbf{x} = \sum_{i=1}^n \beta_i \mathbf{v}^{(i)}.$$

Multiplying by $\mathbf{x}^t A$ gives

$$\mathbf{x}^t A \mathbf{x} = \mathbf{x}^t \left(\sum_{i=1}^n \beta_i A \mathbf{v}^{(i)} \right) = \mathbf{x}^t \left(\sum_{i=1}^n \beta_i \lambda_i \mathbf{v}^{(i)} \right) = \sum_{j=1}^n \sum_{i=1}^n \beta_j \beta_i \lambda_i (\mathbf{v}^{(j)})^t \mathbf{v}^{(i)}.$$

But the vectors $\mathbf{v}^{(1)}, \mathbf{v}^{(2)}, \dots, \mathbf{v}^{(n)}$ form an orthonormal set, so

$$(\mathbf{v}^{(j)})^t \mathbf{v}^{(i)} = \begin{cases} 0, & \text{if } i \neq j, \\ 1, & \text{if } i = j. \end{cases}$$

This, together with the fact that the λ_i are all positive, implies that

$$\mathbf{x}^t A \mathbf{x} = \sum_{j=1}^n \sum_{i=1}^n \beta_j \beta_i \lambda_i (\mathbf{v}^{(j)})^t \mathbf{v}^{(i)} = \sum_{i=1}^n \lambda_i \beta_i^2 > 0.$$

Hence, A is positive definite. ■ ■ ■

The final result of the section concerns bounds for the approximation of eigenvalues.

Theorem 9.13 (Gerschgorin Circle)

Let A be an $n \times n$ matrix and R_i denote the circle in the complex plane with center a_{ii} and radius $\sum_{\substack{j=1, \\ j \neq i}}^n |a_{ij}|$; that is,

$$R_i = \left\{ z \in \mathcal{C} \mid |z - a_{ii}| \leq \sum_{\substack{j=1, \\ j \neq i}}^n |a_{ij}| \right\},$$

where \mathcal{C} denotes the complex plane. The eigenvalues of A are contained within $R = \cup_{i=1}^n R_i$. Moreover, the union of any k of these circles that do not intersect the remaining $(n - k)$ contains precisely k (counting multiplicities) of the eigenvalues. ■

Proof Suppose that λ is an eigenvalue of A with associated eigenvector \mathbf{x} , where $\|\mathbf{x}\|_\infty = 1$. Since $A\mathbf{x} = \lambda\mathbf{x}$, the equivalent component representation is

$$\sum_{j=1}^n a_{ij}x_j = \lambda x_i, \quad \text{for each } i = 1, 2, \dots, n.$$

If k is an integer with $|x_k| = \|\mathbf{x}\|_\infty = 1$, this equation, with $i = k$, implies that

$$\sum_{j=1}^n a_{kj}x_j = \lambda x_k.$$

Thus,

$$\sum_{\substack{j=1, \\ j \neq k}}^n a_{kj}x_j = \lambda x_k - a_{kk}x_k = (\lambda - a_{kk})x_k,$$

and

$$|\lambda - a_{kk}| \cdot |x_k| = \left| \sum_{\substack{j=1, \\ j \neq k}}^n a_{kj}x_j \right| \leq \sum_{\substack{j=1, \\ j \neq k}}^n |a_{kj}| |x_j|.$$

Since $|x_j| \leq |x_k| = 1$, for all $j = 1, 2, \dots, n$,

$$|\lambda - a_{kk}| \leq \sum_{\substack{j=1, \\ j \neq k}}^n |a_{kj}|.$$

Thus, $\lambda \in R_k$, which proves the first assertion in the theorem. The second part of this theorem requires a clever continuity argument. A quite readable proof is contained in [Or2, p. 48]. ■ ■ ■

EXAMPLE 4 For the matrix

$$A = \begin{bmatrix} 4 & 1 & 1 \\ 0 & 2 & 1 \\ -2 & 0 & 9 \end{bmatrix},$$

the circles in the Gerschgorin Theorem are (see Figure 9.1 on page 558)

$$R_1 = \{z \in \mathbb{C} \mid |z - 4| \leq 2\},$$

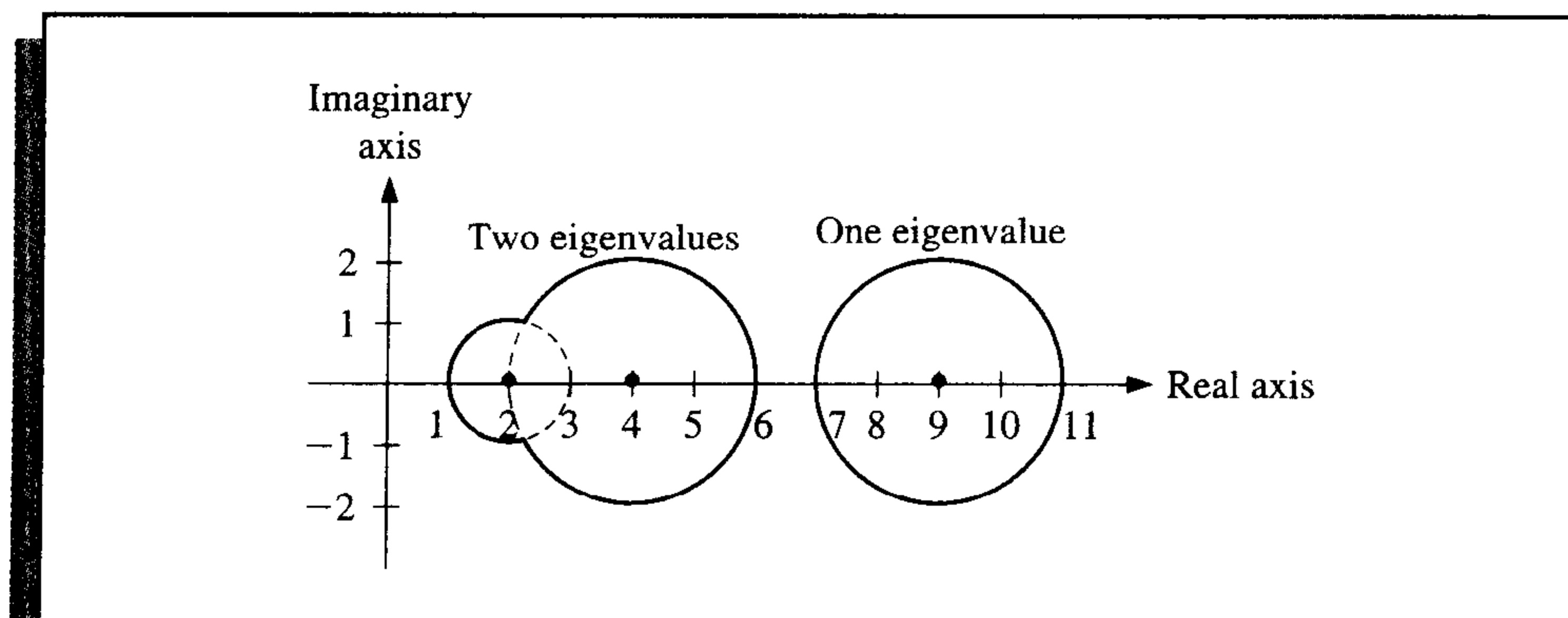
$$R_2 = \{z \in \mathbb{C} \mid |z - 2| \leq 1\},$$

and

$$R_3 = \{z \in \mathbb{C} \mid |z - 9| \leq 2\}.$$

Since R_1 and R_2 are disjoint from R_3 , there are precisely two eigenvalues within $R_1 \cup R_2$ and one within R_3 . Moreover, since $\rho(A) = \max_{1 \leq i \leq 3} |\lambda_i|$, we have $7 \leq \rho(A) \leq 11$. ■

Figure 9.1



EXERCISE SET 9.1

1. Find the eigenvalues and associated eigenvectors of the following 3×3 matrices. Is there a set of three linearly independent eigenvectors?

a. $A = \begin{bmatrix} 2 & -3 & 6 \\ 0 & 3 & -4 \\ 0 & 2 & -3 \end{bmatrix}$

b. $A = \begin{bmatrix} 1 & 0 & 0 \\ -1 & 0 & 1 \\ -1 & -1 & 2 \end{bmatrix}$

c. $A = \begin{bmatrix} 2 & 0 & 1 \\ 0 & 2 & 0 \\ 1 & 0 & 2 \end{bmatrix}$

d. $A = \begin{bmatrix} 2 & -1 & -1 \\ -1 & 2 & -1 \\ -1 & -1 & 2 \end{bmatrix}$

e. $A = \begin{bmatrix} 1 & 1 & 1 \\ 1 & 1 & 0 \\ 1 & 0 & 1 \end{bmatrix}$

f. $A = \begin{bmatrix} 2 & 1 & 1 \\ 1 & 2 & 1 \\ 1 & 1 & 2 \end{bmatrix}$

2. The matrices in Exercise 1(c), (d), (e), and (f) are symmetric.
- Are any positive definite?
 - Consider the positive definite matrices in part (a). Construct an orthogonal matrix Q for which $Q' A Q = D$, a diagonal matrix, using the eigenvectors found in Exercise 1.
3. Use the Gerschgorin Circle Theorem to determine bounds for the eigenvalues of the following matrices.

a. $\begin{bmatrix} 1 & 0 & 0 \\ -1 & 0 & 1 \\ -1 & -1 & 2 \end{bmatrix}$

b. $\begin{bmatrix} 4 & -1 & 0 \\ -1 & 4 & -1 \\ -1 & -1 & 4 \end{bmatrix}$

c. $\begin{bmatrix} 3 & 2 & 1 \\ 2 & 3 & 0 \\ 1 & 0 & 3 \end{bmatrix}$

d. $\begin{bmatrix} 4.75 & 2.25 & -0.25 \\ 2.25 & 4.75 & 1.25 \\ -0.25 & 1.25 & 4.75 \end{bmatrix}$

$$\text{e. } \begin{bmatrix} -4 & 0 & 1 & 3 \\ 0 & -4 & 2 & 1 \\ 1 & 2 & -2 & 0 \\ 3 & 1 & 0 & -4 \end{bmatrix} \qquad \text{f. } \begin{bmatrix} 1 & 0 & -1 & 1 \\ 2 & 2 & -1 & 1 \\ 0 & 1 & 3 & -2 \\ 1 & 0 & 1 & 4 \end{bmatrix}$$

4. Show that any four vectors in \mathbb{R}^3 are linearly dependent.
5. Show that a set $\{\mathbf{v}_1, \dots, \mathbf{v}_k\}$ of k nonzero orthogonal vectors is linearly independent.
6. Let Q be an orthogonal matrix.
 - a. Show that the columns of Q form an orthogonal set of vectors.
 - b. Show that $\|Q\|_2 = 1$ and $\|Q'\|_2 = 1$.
7. Let $\{\mathbf{v}_1, \dots, \mathbf{v}_n\}$ be a set of orthonormal nonzero vectors in \mathbb{R}^n and $\mathbf{x} \in \mathbb{R}^n$. Determine the values of c_k , for $k = 1, 2, \dots, n$, if

$$\mathbf{x} = \sum_{k=1}^n c_k \mathbf{v}_k.$$

8. Show that if A is an $n \times n$ matrix with n distinct eigenvalues, then A has n linearly independent eigenvectors.
9. In Exercise 25 of Section 6.6, a symmetric matrix

$$A = \begin{bmatrix} 1.59 & 1.69 & 2.13 \\ 1.69 & 1.31 & 1.72 \\ 2.13 & 1.72 & 1.85 \end{bmatrix}$$

was used to describe the average wing lengths of fruit flies that were offspring resulting from the mating of three mutants of the flies. The entry a_{ij} represents the average wing length of a fly that is the offspring of a male fly of type i and a female fly of type j .

- a. Find the eigenvalues and associated eigenvectors of this matrix.
 - b. Use Theorem 9.12 to answer the question posed in part (b) of Exercise 25 Section 6.6. Is this matrix positive definite?
10. A **persymmetric matrix** is a matrix that is symmetric about both diagonals; that is, an $N \times N$ matrix $A = (a_{ij})$ is persymmetric if $a_{ij} = a_{ji} = a_{N+1-i, N+1-j}$, for all $i = 1, 2, \dots, N$ and $j = 1, 2, \dots, N$. A number of problems in communication theory have solutions that involve the eigenvalues and eigenvectors of matrices that are in persymmetric form. For example, the eigenvector corresponding to the minimal eigenvalue of the 4×4 persymmetric matrix

$$A = \begin{bmatrix} 2 & -1 & 0 & 0 \\ -1 & 2 & -1 & 0 \\ 0 & -1 & 2 & -1 \\ 0 & 0 & -1 & 2 \end{bmatrix}$$

gives the unit energy-channel impulse response for a given error sequence of length 2, and subsequently the minimum weight of any possible error sequence.

- a. Use the Gerschgorin Circle Theorem to show that if λ is the minimal eigenvalue, then $|\lambda - 4| = \rho(A - 4I)$, where ρ denotes the spectral radius.
- b. Find the minimal eigenvalue of the matrix A by finding all the eigenvalues $A - 4I$ and computing its spectral radius. Then find the corresponding eigenvector.
- c. Use the Gerschgorin Circle Theorem to show that if λ is the minimal eigenvalue of the matrix

$$B = \begin{bmatrix} 3 & -1 & -1 & 1 \\ -1 & 3 & -1 & -1 \\ -1 & -1 & 3 & -1 \\ 1 & -1 & -1 & 3 \end{bmatrix},$$

then $|\lambda - 6| = \rho(B - 6I)$.

- d. Repeat part (b) using the matrix B and the result in part (c).

9.2 The Power Method

The **Power method** is an iterative technique used to determine the dominant eigenvalue of a matrix—that is, the eigenvalue with the largest magnitude. By modifying the method slightly, it can also be used to determine other eigenvalues. One useful feature of the Power method is that it produces not only an eigenvalue, but an associated eigenvector. In fact, the Power method is often applied to find an eigenvector for an eigenvalue that is determined by some other means.

To apply the Power method, we assume that the $n \times n$ matrix A has n eigenvalues $\lambda_1, \lambda_2, \dots, \lambda_n$ with an associated collection of linearly independent eigenvectors $\{\mathbf{v}^{(1)}, \mathbf{v}^{(2)}, \mathbf{v}^{(3)}, \dots, \mathbf{v}^{(n)}\}$. Moreover, we assume that A has precisely one eigenvalue, λ_1 , that is largest in magnitude, so that $|\lambda_1| > |\lambda_2| \geq |\lambda_3| \geq \dots \geq |\lambda_n| \geq 0$.

If \mathbf{x} is any vector in \mathbb{R}^n , the fact that $\{\mathbf{v}^{(1)}, \mathbf{v}^{(2)}, \mathbf{v}^{(3)}, \dots, \mathbf{v}^{(n)}\}$ is linearly independent implies that constants $\beta_1, \beta_2, \dots, \beta_n$ exist with

$$\mathbf{x} = \sum_{j=1}^n \beta_j \mathbf{v}^{(j)}.$$

Multiplying both sides of this equation by A, A^2, \dots, A^k gives

$$\begin{aligned} A\mathbf{x} &= \sum_{j=1}^n \beta_j A\mathbf{v}^{(j)} = \sum_{j=1}^n \beta_j \lambda_j \mathbf{v}^{(j)}, \\ A^2\mathbf{x} &= \sum_{j=1}^n \beta_j \lambda_j A\mathbf{v}^{(j)} = \sum_{j=1}^n \beta_j \lambda_j^2 \mathbf{v}^{(j)}, \\ &\vdots \\ A^k\mathbf{x} &= \sum_{j=1}^n \beta_j \lambda_j^k \mathbf{v}^{(j)}. \end{aligned}$$

If λ_1^k is factored from each term on the right side of the last equation, then

$$A^k\mathbf{x} = \lambda_1^k \sum_{j=1}^n \beta_j \left(\frac{\lambda_j}{\lambda_1}\right)^k \mathbf{v}^{(j)}.$$

Since $|\lambda_1| > |\lambda_j|$, for all $j = 2, 3, \dots, n$, we have $\lim_{k \rightarrow \infty} (\lambda_j/\lambda_1)^k = 0$, and

$$\lim_{k \rightarrow \infty} A^k \mathbf{x} = \lim_{k \rightarrow \infty} \lambda_1^k \beta_1 \mathbf{v}^{(1)}. \quad (9.1)$$

This sequence converges to 0 if $|\lambda_1| < 1$ and diverges if $|\lambda_1| > 1$, provided, of course, that $\beta_1 \neq 0$.

Advantage can be made of the relationship expressed in Eq. (9.1) by scaling the powers of $A^k \mathbf{x}$ in an appropriate manner to ensure that the limit in Eq. (9.1) is finite and nonzero. The scaling begins by choosing \mathbf{x} to be a unit vector $\mathbf{x}^{(0)}$ relative to $\|\cdot\|_\infty$ and choosing a component $x_{p_0}^{(0)}$ of $\mathbf{x}^{(0)}$ with

$$x_{p_0}^{(0)} = 1 = \|\mathbf{x}^{(0)}\|_\infty.$$

Let $\mathbf{y}^{(1)} = A\mathbf{x}^{(0)}$, and define $\mu^{(1)} = y_{p_0}^{(1)}$. Then

$$\mu^{(1)} = y_{p_0}^{(1)} = \frac{y_{p_0}^{(1)}}{x_{p_0}^{(0)}} = \frac{\beta_1 \lambda_1 v_{p_0}^{(1)} + \sum_{j=2}^n \beta_j \lambda_j v_{p_0}^{(j)}}{\beta_1 v_{p_0}^{(1)} + \sum_{j=2}^n \beta_j v_{p_0}^{(j)}} = \lambda_1 \left[\frac{\beta_1 v_{p_0}^{(1)} + \sum_{j=2}^n \beta_j (\lambda_j/\lambda_1) v_{p_0}^{(j)}}{\beta_1 v_{p_0}^{(1)} + \sum_{j=2}^n \beta_j v_{p_0}^{(j)}} \right].$$

Let p_1 be the least integer such that

$$|y_{p_1}^{(1)}| = \|\mathbf{y}^{(1)}\|_\infty,$$

and define $\mathbf{x}^{(1)}$ by

$$\mathbf{x}^{(1)} = \frac{1}{y_{p_1}^{(1)}} \mathbf{y}^{(1)} = \frac{1}{y_{p_1}^{(1)}} A\mathbf{x}^{(0)}.$$

Then

$$x_{p_1}^{(1)} = 1 = \|\mathbf{x}^{(1)}\|_\infty.$$

Now define

$$\mathbf{y}^{(2)} = A\mathbf{x}^{(1)} = \frac{1}{y_{p_1}^{(1)}} A^2 \mathbf{x}^{(0)}$$

and

$$\begin{aligned} \mu^{(2)} = y_{p_1}^{(2)} &= \frac{y_{p_1}^{(2)}}{x_{p_1}^{(1)}} = \frac{\left[\beta_1 \lambda_1^2 v_{p_1}^{(1)} + \sum_{j=2}^n \beta_j \lambda_j^2 v_{p_1}^{(j)} \right] / y_{p_1}^{(1)}}{\left[\beta_1 \lambda_1 v_{p_1}^{(1)} + \sum_{j=2}^n \beta_j \lambda_j v_{p_1}^{(j)} \right] / y_{p_1}^{(1)}} \\ &= \lambda_1 \left[\frac{\beta_1 v_{p_1}^{(1)} + \sum_{j=2}^n \beta_j (\lambda_j/\lambda_1)^2 v_{p_1}^{(j)}}{\beta_1 v_{p_1}^{(1)} + \sum_{j=2}^n \beta_j (\lambda_j/\lambda_1) v_{p_1}^{(j)}} \right]. \end{aligned}$$

Let p_2 be the smallest integer with

$$|y_{p_2}^{(2)}| = \|\mathbf{y}^{(2)}\|_\infty,$$

and define

$$\mathbf{x}^{(2)} = \frac{1}{y_{p_2}^{(2)}} \mathbf{y}^{(2)} = \frac{1}{y_{p_2}^{(2)}} A \mathbf{x}^{(1)} = \frac{1}{y_{p_2}^{(2)} y_{p_1}^{(1)}} A^2 \mathbf{x}^{(0)}.$$

In a similar manner, define sequences of vectors $\{\mathbf{x}^{(m)}\}_{m=0}^{\infty}$ and $\{\mathbf{y}^{(m)}\}_{m=1}^{\infty}$, and a sequence of scalars $\{\mu^{(m)}\}_{m=1}^{\infty}$ inductively by

$$\begin{aligned} \mathbf{y}^{(m)} &= A \mathbf{x}^{(m-1)}, \\ \mu^{(m)} = y_{p_{m-1}}^{(m)} &= \lambda_1 \left[\frac{\beta_1 v_{p_{m-1}}^{(1)} + \sum_{j=2}^n (\lambda_j / \lambda_1)^m \beta_j v_{p_{m-1}}^{(j)}}{\beta_1 v_{p_{m-1}}^{(1)} + \sum_{j=2}^n (\lambda_j / \lambda_1)^{m-1} \beta_j v_{p_{m-1}}^{(j)}} \right], \end{aligned} \quad (9.2)$$

and

$$\mathbf{x}^{(m)} = \frac{\mathbf{y}^{(m)}}{y_{p_m}^{(m)}} = \frac{A^m \mathbf{x}^{(0)}}{\prod_{k=1}^m y_{p_k}^{(k)}},$$

where at each step, p_m is used to represent the smallest integer for which

$$|y_{p_m}^{(m)}| = \|\mathbf{y}^{(m)}\|_{\infty}.$$

By examining Eq. (9.2), we see that since $|\lambda_j / \lambda_1| < 1$, for each $j = 2, 3, \dots, n$, $\lim_{m \rightarrow \infty} \mu^{(m)} = \lambda_1$, provided that $\mathbf{x}^{(0)}$ is chosen so that $\beta_1 \neq 0$. Moreover, the sequence of vectors $\{\mathbf{x}^{(m)}\}_{m=0}^{\infty}$ converges to an eigenvector associated with λ_1 that has l_{∞} norm one.

The Power method has the disadvantage that it is unknown at the outset whether or not the matrix has a single dominant eigenvalue. Nor is it known how $\mathbf{x}^{(0)}$ should be chosen so as to ensure that its representation in terms of the eigenvectors of the matrix will contain a nonzero contribution from the eigenvector associated with the dominant eigenvalue, should it exist.

Algorithm 9.1 implements the Power method.

ALGORITHM

9.1

Power Method

To approximate the dominant eigenvalue and an associated eigenvector of the $n \times n$ matrix A given a nonzero vector \mathbf{x} :

INPUT dimension n ; matrix A ; vector \mathbf{x} ; tolerance TOL ; maximum number of iterations N .

OUTPUT approximate eigenvalue μ ; approximate eigenvector \mathbf{x} (with $\|\mathbf{x}\|_{\infty} = 1$) or a message that the maximum number of iterations was exceeded.

Step 1 Set $k = 1$.

Step 2 Find the smallest integer p with $1 \leq p \leq n$ and $|x_p| = \|\mathbf{x}\|_{\infty}$.

Step 3 Set $\mathbf{x} = \mathbf{x}/x_p$.

Step 4 While ($k \leq N$) do Steps 5–11.

Step 5 Set $\mathbf{y} = A\mathbf{x}$.

Step 6 Set $\mu = y_p$.

Step 7 Find the smallest integer p with $1 \leq p \leq n$ and $|y_p| = \|\mathbf{y}\|_\infty$.

Step 8 If $y_p = 0$ then OUTPUT ('Eigenvector', \mathbf{x});
 OUTPUT ('A has the eigenvalue 0, select a new vector \mathbf{x} and restart');
 STOP.

Step 9 Set $ERR = \|\mathbf{x} - (\mathbf{y}/y_p)\|_\infty$;
 $\mathbf{x} = \mathbf{y}/y_p$.

Step 10 If $ERR < TOL$ then OUTPUT (μ, \mathbf{x});
 (The procedure was successful.)
 STOP.

Step 11 Set $k = k + 1$.

Step 12 OUTPUT ('The maximum number of iterations exceeded');
 (The procedure was unsuccessful.)
 STOP. ■

Choosing, in Step 7, the smallest integer p_m for which $|y_{p_m}^{(m)}| = \|\mathbf{y}^{(m)}\|_\infty$ will generally ensure that this index eventually becomes invariant. The rate at which $\{\mu^{(m)}\}_{m=1}^\infty$ converges to λ_1 is determined by the ratios $|\lambda_j/\lambda_1|^m$, for $j = 2, 3, \dots, n$, and in particular by $|\lambda_2/\lambda_1|^m$. The rate of convergence is $O(|\lambda_2/\lambda_1|^m)$ (see [IK, p. 148]), so there is a constant k such that for large m ,

$$|\mu^{(m)} - \lambda_1| \approx k \left| \frac{\lambda_2}{\lambda_1} \right|^m,$$

which implies that

$$\lim_{m \rightarrow \infty} \frac{|\mu^{(m+1)} - \lambda_1|}{|\mu^{(m)} - \lambda_1|} \approx \left| \frac{\lambda_2}{\lambda_1} \right| < 1.$$

Hence, the sequence $\{\mu^{(m)}\}$ converges linearly to λ_1 , and Aitken's Δ^2 procedure discussed in Section 2.5 can be used to speed the convergence. Implementing the Δ^2 procedure in Algorithm 9.1 is accomplished by modifying the algorithm as follows:

Step 1 Set $k = 1$;
 $\mu_0 = 0$;
 $\mu_1 = 0$.

Step 6 Set $\mu = y_p$;
 $\hat{\mu} = \mu_0 - \frac{(\mu_1 - \mu_0)^2}{\mu - 2\mu_1 + \mu_0}$.

Step 10 If $ERR < TOL$ and $k \geq 4$ then OUTPUT $(\hat{\mu}, \mathbf{x})$;
STOP.

Step 11 Set $k = k + 1$;
 $\mu_0 = \mu_1$;
 $\mu_1 = \mu$.

In actuality, it is not necessary for the matrix to have distinct eigenvalues for the Power method to converge. If the matrix has a unique dominant eigenvalue, λ_1 , with multiplicity r greater than 1 and $\mathbf{v}^{(1)}, \mathbf{v}^{(2)}, \dots, \mathbf{v}^{(r)}$ are linearly independent eigenvectors associated with λ_1 , the procedure will still converge to λ_1 . The sequence of vectors $\{\mathbf{x}^{(m)}\}_{m=0}^{\infty}$ will, in this case, converge to an eigenvector of λ_1 of l_{∞} norm one that depends on the choice of the initial vector $\mathbf{x}^{(0)}$ and is a linear combination of $\mathbf{v}^{(1)}, \mathbf{v}^{(2)}, \dots, \mathbf{v}^{(r)}$.

EXAMPLE 1 The matrix

$$A = \begin{bmatrix} -4 & 14 & 0 \\ -5 & 13 & 0 \\ -1 & 0 & 2 \end{bmatrix}$$

has eigenvalues $\lambda_1 = 6$, $\lambda_2 = 3$, and $\lambda_3 = 2$, so the Power method described in Algorithm 9.1 will converge. Let $\mathbf{x}^{(0)} = (1, 1, 1)^t$, then

$$\mathbf{y}^{(1)} = A\mathbf{x}^{(0)} = (10, 8, 1)^t,$$

so

$$\|\mathbf{y}^{(1)}\|_{\infty} = 10, \quad \mu^{(1)} = y_1^{(1)} = 10, \quad \text{and} \quad \mathbf{x}^{(1)} = \frac{\mathbf{y}^{(1)}}{10} = (1, 0.8, 0.1)^t.$$

Continuing in this manner leads to the values in Table 9.1, where $\hat{\mu}^{(m)}$ represents the sequence generated by the Aitken's Δ^2 procedure. An approximation to the dominant eigenvalue, 6, at this stage is $\hat{\mu}^{(10)} = 6.000000$ with approximate unit eigenvector $(1, 0.714316, -0.249895)^t$. Although the approximation to the eigenvalue is correct to the

Table 9.1

m	$(\mathbf{x}^{(m)})^t$	$\mu^{(m)}$	$\hat{\mu}^{(m)}$
0	(1, 1, 1)		
1	(1, 0.8, 0.1)	10	6.266667
2	(1, 0.75, -0.111)	7.2	6.062473
3	(1, 0.730769, -0.188803)	6.5	6.015054
4	(1, 0.722200, -0.220850)	6.230769	6.004202
5	(1, 0.718182, -0.235915)	6.111000	6.000855
6	(1, 0.716216, -0.243095)	6.054546	6.000240
7	(1, 0.715247, -0.246588)	6.027027	6.000058
8	(1, 0.714765, -0.248306)	6.013453	6.000017
9	(1, 0.714525, -0.249157)	6.006711	6.000003
10	(1, 0.714405, -0.249579)	6.003352	6.000000
11	(1, 0.714346, -0.249790)	6.001675	
12	(1, 0.714316, -0.249895)	6.000837	

places listed, the eigenvector approximation is considerably less accurate to the true eigenvector, $(1, 0.714286, -0.25)^t$. ■

When A is symmetric, a variation in the choice of the vectors $\mathbf{x}^{(m)}$, $\mathbf{y}^{(m)}$, and scalars $\mu^{(m)}$ can be made to significantly improve the rate of convergence of the sequence $\{\mu^{(m)}\}_{m=1}^{\infty}$ to the dominant eigenvalue λ_1 . In fact, although the rate of convergence of the general Power method is $O(|\lambda_2/\lambda_1|^m)$, the rate of convergence of the modified procedure given in Algorithm 9.2 for symmetric matrices is $O(|\lambda_2/\lambda_1|^{2m})$. (See [IK, pp. 149 ff].) Because the sequence $\{\mu^{(m)}\}$ is still linearly convergent, Aitken's Δ^2 procedure can be applied.

ALGORITHM

9.2

Symmetric Power Method

To approximate the dominant eigenvalue and an associated eigenvector of the $n \times n$ symmetric matrix A , given a nonzero vector \mathbf{x} :

INPUT dimension n ; matrix A ; vector \mathbf{x} ; tolerance TOL ; maximum number of iterations N .

OUTPUT approximate eigenvalue μ ; approximate eigenvector \mathbf{x} (with $\|\mathbf{x}\|_2 = 1$) or a message that the maximum number of iterations was exceeded.

Step 1 Set $k = 1$;

$$\mathbf{x} = \mathbf{x} / \|\mathbf{x}\|_2.$$

Step 2 While $(k \leq N)$ do Steps 3–8.

Step 3 Set $\mathbf{y} = A\mathbf{x}$.

Step 4 Set $\mu = \mathbf{x}^t \mathbf{y}$.

Step 5 If $\|\mathbf{y}\|_2 = 0$, then **OUTPUT** ('Eigenvector', \mathbf{x});
OUTPUT ('A has eigenvalue 0, select new vector \mathbf{x}
and restart');
STOP.

Step 6 Set $ERR = \left\| \mathbf{x} - \frac{\mathbf{y}}{\|\mathbf{y}\|_2} \right\|_2$;

$$\mathbf{x} = \mathbf{y} / \|\mathbf{y}\|_2.$$

Step 7 If $ERR < TOL$ then **OUTPUT** (μ , \mathbf{x});
(The procedure was successful.)
STOP.

Step 8 Set $k = k + 1$.

Step 9 **OUTPUT** ('Maximum number of iterations exceeded');
(The procedure was unsuccessful.)
STOP. ■

EXAMPLE 2 The matrix

$$A = \begin{bmatrix} 4 & -1 & 1 \\ -1 & 3 & -2 \\ 1 & -2 & 3 \end{bmatrix}$$

is symmetric with eigenvalues $\lambda_1 = 6$, $\lambda_2 = 3$, and $\lambda_3 = 1$. Table 9.2 lists the results the Power method, and the results in Table 9.3 come from the Symmetric Power method, assuming in each case that $\mathbf{y}^{(0)} = \mathbf{x}^{(0)} = (1, 0, 0)^t$. Notice the significant improvement that the Symmetric Power method provides. The approximations to the eigenvectors produced in the Power method converge to $(1, -1, 1)^t$, a vector with $\|(1, -1, 1)^t\|_\infty = 1$. In the Symmetric Power method, the convergence is to the parallel vector $(\sqrt{3}/3, -\sqrt{3}/3, \sqrt{3}/3)^t$, with $\|(\sqrt{3}/3, -\sqrt{3}/3, \sqrt{3}/3)^t\|_2 = 1$. ■

Table 9.2

m	$(\mathbf{y}^{(m)})^t$	$\mu^{(m)}$	$\hat{\mu}^{(m)}$	$(\mathbf{x}^{(m)})^t$ with $\ \mathbf{x}^{(m)}\ _\infty = 1$
0				(1, 0, 0)
1	(4, -1, 1)	4		(1, -0.25, 0.25)
2	(4.5, -2.25, 2.25)	4.5	7	(1, -0.5, 0.5)
3	(5, -3.5, 3.5)	5	6.2	(1, -0.7, 0.7)
4	(5.4, -4.5, 4.5)	5.4	6.047617	(1, -0.8333, 0.8333)
5	(5.666, -5.1666, 5.1666)	5.666	6.011767	(1, -0.911765, 0.911765)
6	(5.823529, -5.558824, 5.558824)	5.823529	6.002931	(1, -0.954545, 0.954545)
7	(5.909091, -5.772727, 5.772727)	5.909091	6.000733	(1, -0.976923, 0.976923)
8	(5.953846, -5.884615, 5.884615)	5.953846	6.000184	(1, -0.988372, 0.988372)
9	(5.976744, -5.941861, 5.941861)	5.976744		(1, -0.994163, 0.994163)
10	(5.988327, -5.970817, 5.970817)	5.988327		(1, -0.997076, 0.997076)

Table 9.3

m	$(\mathbf{y}^{(m)})^t$	$\mu^{(m)}$	$\hat{\mu}^{(m)}$	$(\mathbf{x}^{(m)})^t$ with $\ \mathbf{x}^{(m)}\ _2 = 1$
0	(1, 0, 0)			(1, 0, 0)
1	(4, -1, 1)	4	7	(0.942809, -0.235702, 0.235702)
2	(4.242641, -2.121320, 2.121320)	5	6.047619	(0.816497, -0.408248, 0.408248)
3	(4.082483, -2.857738, 2.857738)	5.666667	6.002932	(0.710669, -0.497468, 0.497468)
4	(3.837613, -3.198011, 3.198011)	5.909091	6.000183	(0.646997, -0.539164, 0.539164)
5	(3.666314, -3.342816, 3.342816)	5.976744	6.000012	(0.612836, -0.558763, 0.558763)
6	(3.568871, -3.406650, 3.406650)	5.994152	6.000000	(0.595247, -0.568190, 0.568190)
7	(3.517370, -3.436200, 3.436200)	5.998536	6.000000	(0.586336, -0.572805, 0.572805)
8	(3.490952, -3.450359, 3.450359)	5.999634		(0.581852, -0.575086, 0.575086)
9	(3.477580, -3.457283, 3.457283)	5.999908		(0.579603, -0.576220, 0.576220)
10	(3.470854, -3.460706, 3.460706)	5.999977		(0.578477, -0.576786, 0.576786)

The following gives an error bound for approximating the eigenvalues of a symmetric matrix.

Theorem 9.14

If A is an $n \times n$ symmetric matrix with eigenvalues $\lambda_1, \lambda_2, \dots, \lambda_n$ and $\|A\mathbf{x} - \lambda\mathbf{x}\|_2 < \varepsilon$ for some real number λ and vector \mathbf{x} with $\|\mathbf{x}\|_2 = 1$, then

$$\min_{1 \leq j \leq n} |\lambda_j - \lambda| < \varepsilon. \quad \blacksquare$$

Proof Suppose that $\mathbf{v}^{(1)}, \mathbf{v}^{(2)}, \dots, \mathbf{v}^{(n)}$ form an orthonormal set of eigenvectors of A associated, respectively, with the eigenvalues $\lambda_1, \lambda_2, \dots, \lambda_n$. By Theorems 9.5 and 9.2, \mathbf{x} can be expressed, for some unique set of constants $\beta_1, \beta_2, \dots, \beta_n$, as

$$\mathbf{x} = \sum_{j=1}^n \beta_j \mathbf{v}^{(j)}.$$

Thus,

$$\|A\mathbf{x} - \lambda\mathbf{x}\|_2^2 = \left\| \sum_{j=1}^n \beta_j (\lambda_j - \lambda) \mathbf{v}^{(j)} \right\|_2^2 = \sum_{j=1}^n |\beta_j|^2 |\lambda_j - \lambda|^2 \geq \min_{1 \leq j \leq n} |\lambda_j - \lambda|^2 \sum_{j=1}^n |\beta_j|^2.$$

But

$$\sum_{j=1}^n |\beta_j|^2 = \|\mathbf{x}\|_2^2 = 1,$$

so

$$\varepsilon \geq \|A\mathbf{x} - \lambda\mathbf{x}\|_2 > \min_{1 \leq j \leq n} |\lambda_j - \lambda|. \quad \blacksquare \blacksquare \blacksquare$$

The **Inverse Power method** is a modification of the Power method that gives faster convergence. It is used to determine the eigenvalue of A that is closest to a specified number q .

Suppose the matrix A has eigenvalues $\lambda_1, \dots, \lambda_n$ with linearly independent eigenvectors $\mathbf{v}^{(1)}, \dots, \mathbf{v}^{(n)}$. The eigenvalues of $(A - qI)^{-1}$, where $q \neq \lambda_i$, for $i = 1, 2, \dots, n$, are

$$\frac{1}{\lambda_1 - q}, \quad \frac{1}{\lambda_2 - q}, \quad \dots, \quad \frac{1}{\lambda_n - q},$$

with eigenvectors $\mathbf{v}^{(1)}, \mathbf{v}^{(2)}, \dots, \mathbf{v}^{(n)}$ (See Exercise 9 of Section 7.2.). Applying the Power method to $(A - qI)^{-1}$ gives

$$\begin{aligned} \mathbf{y}^{(m)} &= (A - qI)^{-1} \mathbf{x}^{(m-1)}, \\ \mu^{(m)} &= y_{p_{m-1}}^{(m)} = \frac{y_{p_{m-1}}^{(m)}}{x_{p_{m-1}}^{(m-1)}} = \frac{\sum_{j=1}^n \beta_j \frac{1}{(\lambda_j - q)^m} v_{p_{m-1}}^{(j)}}{\sum_{j=1}^n \beta_j \frac{1}{(\lambda_j - q)^{m-1}} v_{p_{m-1}}^{(j)}}, \end{aligned} \quad (9.3)$$

and

$$\mathbf{x}^{(m)} = \frac{\mathbf{y}^{(m)}}{y_{p_m}^{(m)}},$$

where, at each step, p_m represents the smallest integer for which $|y_{p_m}^{(m)}| = \|y^{(m)}\|_\infty$. The sequence $\{\mu^{(m)}\}$ in Eq. (9.3) converges to $1/(\lambda_k - q)$, where

$$\frac{1}{|\lambda_k - q|} = \max_{1 \leq i \leq n} \frac{1}{|\lambda_i - q|},$$

and $\lambda_k \approx q + 1/\mu^{(m)}$ is the eigenvalue of A closest to q .

With k known, Eq. (9.3) can be written as

$$\mu^{(m)} = \frac{1}{\lambda_k - q} \left[\frac{\beta_k v_{p_{m-1}}^{(k)} + \sum_{\substack{j=1 \\ j \neq k}}^n \beta_j \left[\frac{\lambda_k - q}{\lambda_j - q} \right]^m v_{p_{m-1}}^{(j)}}{\beta_k v_{p_{m-1}}^{(k)} + \sum_{\substack{j=1 \\ j \neq k}}^n \beta_j \left[\frac{\lambda_k - q}{\lambda_j - q} \right]^{m-1} v_{p_{m-1}}^{(j)}} \right]. \quad (9.4)$$

Thus, the choice of q determines the convergence, provided that $1/(\lambda_k - q)$ is a unique dominant eigenvalue of $(A - qI)^{-1}$ (although it may be a multiple eigenvalue). The closer q is to an eigenvalue λ_k , the faster the convergence since the convergence is of order

$$O\left(\left|\frac{(\lambda - q)^{-1}}{(\lambda_k - q)^{-1}}\right|^m\right) = O\left(\left|\frac{(\lambda_k - q)}{(\lambda - q)}\right|^m\right),$$

where λ represents the eigenvalue of A that is second closest to q .

The vector $y^{(m)}$ is obtained from the equation

$$(A - qI)y^{(m)} = x^{(m-1)}.$$

In general, Gaussian elimination with pivoting can be used to solve this system.

Although the Inverse Power method requires the solution of an $n \times n$ system at each step, the multipliers can be saved to reduce the computation. The selection of q can be based on the Gerschgorin Circle Theorem or on another means of localizing an eigenvalue.

Algorithm 9.3 computes q from an initial approximation to the eigenvector $x^{(0)}$ by

$$q = \frac{x^{(0)t} A x^{(0)}}{x^{(0)t} x^{(0)}}.$$

This choice of q results from the observation that if x is an eigenvector of A with respect to the eigenvalue λ , then $Ax = \lambda x$. So $x^t Ax = \lambda x^t x$ and

$$\lambda = \frac{x^t Ax}{x^t x} = \frac{x^t Ax}{\|x\|_2^2}.$$

If q is close to an eigenvalue, the convergence will be quite rapid, but a pivoting technique should be used in Step 6 to avoid contamination by roundoff error.

Algorithm 9.3 is often used to approximate an eigenvector when an approximate eigenvalue q is known.

ALGORITHM

9.3

Inverse Power Method

To approximate an eigenvalue and an associated eigenvector of the $n \times n$ matrix A given a nonzero vector x :

INPUT dimension n ; matrix A ; vector \mathbf{x} ; tolerance TOL ; maximum number of iterations N .

OUTPUT approximate eigenvalue μ ; approximate eigenvector \mathbf{x} (with $\|\mathbf{x}\|_\infty = 1$) or a message that the maximum number of iterations was exceeded.

Step 1 Set $q = \frac{\mathbf{x}'A\mathbf{x}}{\mathbf{x}'\mathbf{x}}$.

Step 2 Set $k = 1$.

Step 3 Find the smallest integer p with $1 \leq p \leq n$ and $|x_p| = \|\mathbf{x}\|_\infty$.

Step 4 Set $\mathbf{x} = \mathbf{x}/x_p$.

Step 5 While ($k \leq N$) do Steps 6–12.

Step 6 Solve the linear system $(A - qI)\mathbf{y} = \mathbf{x}$.

Step 7 If the system does not have a unique solution, then
OUTPUT (' q is an eigenvalue', q);
STOP.

Step 8 Set $\mu = y_p$.

Step 9 Find the smallest integer p with $1 \leq p \leq n$ and $|y_p| = \|\mathbf{y}\|_\infty$.

Step 10 Set $ERR = \|\mathbf{x} - (\mathbf{y}/y_p)\|_\infty$;

$$\mathbf{x} = \mathbf{y}/y_p.$$

Step 11 If $ERR < TOL$ then set $\mu = (1/\mu) + q$;
OUTPUT (μ , \mathbf{x});
(The procedure was successful.)
STOP.

Step 12 Set $k = k + 1$.

Step 13 OUTPUT ('Maximum number of iterations exceeded');
(The procedure was unsuccessful.)
STOP. ■

Since the convergence of the Inverse Power method is linear, Aitken Δ^2 procedure can again be used to speed convergence. The following example illustrates the fast convergence of the Inverse Power method if q is close to an eigenvalue.

EXAMPLE 3 The matrix

$$A = \begin{bmatrix} -4 & 14 & 0 \\ -5 & 13 & 0 \\ -1 & 0 & 2 \end{bmatrix}$$

was considered in Example 1. Algorithm 9.1 gave the approximation $\mu^{(12)} = 6.000837$ using $\mathbf{x}^{(0)} = (1, 1, 1)^t$. With $\mathbf{x}^{(0)} = (1, 1, 1)^t$, we have

$$q = \frac{\mathbf{x}^{(0)t} A \mathbf{x}^{(0)}}{\mathbf{x}^{(0)t} \mathbf{x}^{(0)}} = \frac{19}{3} = 6.333333.$$

The results of applying Algorithm 9.3 are listed in Table 9.4, and the right column lists the results of Aitken's Δ^2 method applied to the $\mu^{(m)}$. ■

Table 9.4

m	$\mathbf{x}^{(m)t}$	$\mu^{(m)}$	$\hat{\mu}^{(m)}$
0	(1, 1, 1)		
1	(1, 0.720727, -0.194042)	6.183183	6.000116
2	(1, 0.715518, -0.245052)	6.017244	6.000004
3	(1, 0.714409, -0.249522)	6.001719	6.000004
4	(1, 0.714298, -0.249953)	6.000175	6.000003
5	(1, 0.714287, -0.250000)	6.000021	
6	(1, 0.714286, -0.249999)	6.000005	

If A is symmetric, then for any real number q , $(A - qI)^{-1}$ is also symmetric, so the Symmetric Power method, Algorithm 9.2, can be applied to $(A - qI)^{-1}$ to speed the convergence to

$$O\left(\left|\frac{\lambda_k - q}{\lambda - q}\right|^{2m}\right).$$

Numerous techniques are available for obtaining approximations to the other eigenvalues of a matrix once an approximation to the dominant eigenvalue has been computed. We will restrict our presentation to **deflation techniques**.

Deflation techniques involve forming a new matrix B whose eigenvalues are the same as those of A , except that the dominant eigenvalue of A is replaced by the eigenvalue 0 in B . The following result justifies the procedure. The proof of this theorem can be found in [Wil2, p. 596].

Theorem 9.15

Suppose $\lambda_1, \lambda_2, \dots, \lambda_n$ are eigenvalues of A with associated eigenvectors $\mathbf{v}^{(1)}, \mathbf{v}^{(2)}, \dots, \mathbf{v}^{(n)}$ and that λ_1 has multiplicity 1. Let \mathbf{x} be a vector with $\mathbf{x}^t \mathbf{v}^{(1)} = 1$. Then the matrix

$$B = A - \lambda_1 \mathbf{v}^{(1)} \mathbf{x}^t$$

has eigenvalues $0, \lambda_2, \lambda_3, \dots, \lambda_n$ with associated eigenvectors $\mathbf{v}^{(1)}, \mathbf{w}^{(2)}, \mathbf{w}^{(3)}, \dots, \mathbf{w}^{(n)}$, where $\mathbf{v}^{(i)}$ and $\mathbf{w}^{(i)}$ are related by the equation

$$\mathbf{v}^{(i)} = (\lambda_i - \lambda_1) \mathbf{w}^{(i)} + \lambda_1 (\mathbf{x}^t \mathbf{w}^{(i)}) \mathbf{v}^{(1)}, \quad (9.5)$$

for each $i = 2, 3, \dots, n$. ■

There are many choices of the vector \mathbf{x} that could be used in Theorem 9.15. **Wielandt deflation** proceeds from defining

$$\mathbf{x} = \frac{1}{\lambda_1 v_i^{(1)}} (a_{i1}, a_{i2}, \dots, a_{in})^t, \quad (9.6)$$

where $v_i^{(1)}$ is a nonzero coordinate of the eigenvector $\mathbf{v}^{(1)}$, and the values $a_{i1}, a_{i2}, \dots, a_{in}$ are the entries in the i th row of A .

With this definition,

$$\mathbf{x}^t \mathbf{v}^{(1)} = \frac{1}{\lambda_1 v_i^{(1)}} [a_{i1}, a_{i2}, \dots, a_{in}] (v_1^{(1)}, v_2^{(1)}, \dots, v_n^{(1)})^t = \frac{1}{\lambda_1 v_i^{(1)}} \sum_{j=1}^n a_{ij} v_j^{(1)},$$

where the sum is the i th coordinate of the product $A\mathbf{v}^{(1)}$. Since $A\mathbf{v}^{(1)} = \lambda_1 \mathbf{v}^{(1)}$, we have

$$\sum_{j=1}^n a_{ij} v_j^{(1)} = \lambda_1 v_i^{(1)},$$

which implies that

$$\mathbf{x}^t \mathbf{v}^{(1)} = \frac{1}{\lambda_1 v_i^{(1)}} (\lambda_1 v_i^{(1)}) = 1.$$

So \mathbf{x} satisfies the hypotheses of Theorem 9.15. Moreover (see Exercise 12), the i th row of $B = A - \lambda_1 \mathbf{v}^{(1)} \mathbf{x}^t$ consists entirely of zero entries.

If $\lambda \neq 0$ is an eigenvalue with associated eigenvector \mathbf{w} , the relation $B\mathbf{w} = \lambda\mathbf{w}$ implies that the i th coordinate of \mathbf{w} must also be zero. Consequently the i th column of the matrix B makes no contribution to the product $B\mathbf{w} = \lambda\mathbf{w}$. Thus, the matrix B can be replaced by an $(n-1) \times (n-1)$ matrix B' obtained by deleting the i th row and column from B . The matrix B' has eigenvalues $\lambda_2, \lambda_3, \dots, \lambda_n$. If $|\lambda_2| > |\lambda_3|$, the Power method is reapplied to the matrix B' to determine this new dominant eigenvalue and an eigenvector, $\mathbf{w}^{(2)'}$, associated with λ_2 , with respect to the matrix B' . To find the associated eigenvector $\mathbf{w}^{(2)}$ for the matrix B , insert a zero coordinate between the coordinates $w_{i-1}^{(2)'}$ and $w_i^{(2)'}$ of the $(n-1)$ -dimensional vector $\mathbf{w}^{(2)'}$ and then calculate $\mathbf{v}^{(2)}$ by the use of Eq. (9.5).

EXAMPLE 4 From Example 2, we know that the matrix

$$A = \begin{bmatrix} 4 & -1 & 1 \\ -1 & 3 & -2 \\ 1 & -2 & 3 \end{bmatrix}$$

has eigenvalues $\lambda_1 = 6$, $\lambda_2 = 3$, and $\lambda_3 = 1$. Assuming that the dominant eigenvalue $\lambda_1 = 6$ and associated unit eigenvector $\mathbf{v}^{(1)} = (1, -1, 1)^t$ have been calculated, the procedure just outlined for obtaining λ_2 proceeds as follows:

$$\mathbf{x} = \frac{1}{6} \begin{bmatrix} 4 \\ -1 \\ 1 \end{bmatrix} = \left(\frac{2}{3}, -\frac{1}{6}, \frac{1}{6} \right)^t,$$

$$\mathbf{v}^{(1)}\mathbf{x}^t = \begin{bmatrix} 1 \\ -1 \\ 1 \end{bmatrix} \left[\frac{2}{3}, -\frac{1}{6}, \frac{1}{6} \right] = \begin{bmatrix} \frac{2}{3} & -\frac{1}{6} & \frac{1}{6} \\ -\frac{2}{3} & \frac{1}{6} & -\frac{1}{6} \\ \frac{2}{3} & -\frac{1}{6} & \frac{1}{6} \end{bmatrix},$$

and

$$\begin{aligned} B = A - \lambda_1 \mathbf{v}^{(1)}\mathbf{x}^t &= \begin{bmatrix} 4 & -1 & 1 \\ -1 & 3 & -2 \\ 1 & -2 & 3 \end{bmatrix} - 6 \begin{bmatrix} \frac{2}{3} & -\frac{1}{6} & \frac{1}{6} \\ -\frac{2}{3} & \frac{1}{6} & -\frac{1}{6} \\ \frac{2}{3} & -\frac{1}{6} & \frac{1}{6} \end{bmatrix} \\ &= \begin{bmatrix} 0 & 0 & 0 \\ 3 & 2 & -1 \\ -3 & -1 & 2 \end{bmatrix}. \end{aligned}$$

Deleting the first row and column gives

$$B' = \begin{bmatrix} 2 & -1 \\ -1 & 2 \end{bmatrix},$$

which has eigenvalues $\lambda_2 = 3$ and $\lambda_3 = 1$. For $\lambda_2 = 3$, the eigenvector $\mathbf{w}^{(2)'}$ can be obtained by solving the linear system

$$(B' - 3I)\mathbf{w}^{(2)'} = \mathbf{0},$$

resulting in

$$\mathbf{w}^{(2)'} = (1, -1)^t.$$

Adding a zero for the first component gives $\mathbf{w}^{(2)} = (0, 1, -1)^t$ and, from Eq. (9.5), we have the eigenvector $\mathbf{v}^{(2)}$ of A corresponding to $x_2 = 3$:

$$\mathbf{v}^{(2)} = (3 - 6)(0, 1, -1)^t + 6 \left[\left(\frac{2}{3}, -\frac{1}{6}, \frac{1}{6} \right) (0, 1, -1)^t \right] (1, -1, 1)^t = (-2, -1, 1)^t. \quad \blacksquare$$

Although this deflation process can be used to find approximations to all of the eigenvalues and eigenvectors of a matrix, the process is susceptible to roundoff error. After deflation is used to approximate an eigenvalue of a matrix, the approximation should be used as a starting value for the Inverse Power method applied to the original matrix. This will ensure convergence to an eigenvalue of the original matrix, not to one of the reduced matrix, which likely contains errors. When all the eigenvalues of a matrix are required, techniques considered in Section 9.4, based on similarity transformations, should be used.

We close this section with Algorithm 9.4, which calculates the second most dominant eigenvalue and associated eigenvector for a matrix, once the dominant eigenvalue and associated eigenvector have been determined.

ALGORITHM

9.4

Wielandt Deflation

To approximate the second most dominant eigenvalue and an associated eigenvector of the $n \times n$ matrix A given an approximation λ to the dominant eigenvalue, an approximation \mathbf{v} to a corresponding eigenvector, and a vector $\mathbf{x} \in \mathbb{R}^{n-1}$:

INPUT dimension n ; matrix A ; approximate eigenvalue λ with eigenvector $\mathbf{v} \in \mathbb{R}^n$; vector $\mathbf{x} \in \mathbb{R}^{n-1}$, tolerance TOL , maximum number of iterations N .

OUTPUT approximate eigenvalue μ ; approximate eigenvector \mathbf{u} or a message that the method fails.

Step 1 Let i be the smallest integer with $1 \leq i \leq n$ and $|v_i| = \max_{1 \leq j \leq n} |v_j|$.

Step 2 If $i \neq 1$ then
 for $k = 1, \dots, i-1$
 for $j = 1, \dots, i-1$
 set $b_{kj} = a_{kj} - \frac{v_k}{v_i} a_{ij}$.

Step 3 If $i \neq 1$ and $i \neq n$ then
 for $k = i, \dots, n-1$
 for $j = 1, \dots, i-1$
 set $b_{kj} = a_{k+1,j} - \frac{v_{k+1}}{v_i} a_{ij}$;
 $b_{jk} = a_{j,k+1} - \frac{v_j}{v_i} a_{i,k+1}$.

Step 4 If $i \neq n$ then
 for $k = i, \dots, n-1$
 for $j = i, \dots, n-1$
 set $b_{kj} = a_{k+1,j+1} - \frac{v_{k+1}}{v_i} a_{i,j+1}$.

Step 5 Perform the power method on the $(n-1) \times (n-1)$ matrix $B' = (b_{kj})$ with \mathbf{x} as initial approximation.

Step 6 If the method fails, then **OUTPUT** ('Method fails');
 STOP
 else let μ be the approximate eigenvalue and
 $\mathbf{w}' = (w'_1, \dots, w'_{n-1})'$ the approximate eigenvector.

Step 7 If $i \neq 1$ then for $k = 1, \dots, i-1$ set $w_k = w'_k$.

Step 8 Set $w_i = 0$.

Step 9 If $i \neq n$ then for $k = i+1, \dots, n$ set $w_k = w'_{k-1}$.

Step 10 For $k = 1, \dots, n$

$$\text{set } u_k = (\mu - \lambda)w_k + \left(\sum_{j=1}^n a_{ij}w_j \right) \frac{v_k}{v_i}.$$

(Compute the eigenvector using Eq. (9.5).)

Step 11 OUTPUT (μ, \mathbf{u}) ; (The procedure was successful.)
STOP. ■

EXERCISE SET 9.2

1. Find the first three iterations obtained by the Power method applied to the following matrices.

a. $\begin{bmatrix} 2 & 1 & 1 \\ 1 & 2 & 1 \\ 1 & 1 & 2 \end{bmatrix};$

Use $\mathbf{x}^{(0)} = (1, -1, 2)^t$.

b. $\begin{bmatrix} 1 & 1 & 1 \\ 1 & 1 & 0 \\ 1 & 0 & 1 \end{bmatrix};$

Use $\mathbf{x}^{(0)} = (-1, 0, 1)^t$.

c. $\begin{bmatrix} 1 & -1 & 0 \\ -2 & 4 & -2 \\ 0 & -1 & 2 \end{bmatrix};$

Use $\mathbf{x}^{(0)} = (-1, 2, 1)^t$.

d. $\begin{bmatrix} 4 & 1 & 1 & 1 \\ 1 & 3 & -1 & 1 \\ 1 & -1 & 2 & 0 \\ 1 & 1 & 0 & 2 \end{bmatrix};$

Use $\mathbf{x}^{(0)} = (1, -2, 0, 3)^t$.

e. $\begin{bmatrix} 5 & -2 & -\frac{1}{2} & \frac{3}{2} \\ -2 & 5 & \frac{3}{2} & -\frac{1}{2} \\ -\frac{1}{2} & \frac{3}{2} & 5 & -2 \\ \frac{3}{2} & -\frac{1}{2} & -2 & 5 \end{bmatrix};$

Use $\mathbf{x}^{(0)} = (1, 1, 0, -3)^t$.

f. $\begin{bmatrix} -4 & 0 & \frac{1}{2} & \frac{1}{2} \\ \frac{1}{2} & -2 & 0 & \frac{1}{2} \\ \frac{1}{2} & \frac{1}{2} & 0 & 0 \\ 0 & 1 & 1 & 4 \end{bmatrix};$

Use $\mathbf{x}^{(0)} = (0, 0, 0, 1)^t$.

2. Repeat Exercise 1 using the Inverse Power method.
3. Find the first three iterations obtained by the Symmetric Power method applied to the following matrices.

a. $\begin{bmatrix} 2 & 1 & 1 \\ 1 & 2 & 1 \\ 1 & 1 & 2 \end{bmatrix};$

Use $\mathbf{x}^{(0)} = (1, -1, 2)^t$.

b. $\begin{bmatrix} 1 & 1 & 1 \\ 1 & 1 & 0 \\ 1 & 0 & 1 \end{bmatrix};$

Use $\mathbf{x}^{(0)} = (-1, 0, 1)^t$.

c. $\begin{bmatrix} 4.75 & 2.25 & -0.25 \\ 2.25 & 4.75 & 1.25 \\ -0.25 & 1.25 & 4.75 \end{bmatrix};$

Use $\mathbf{x}^{(0)} = (0, 1, 0)^t$.

d. $\begin{bmatrix} 4 & 1 & -1 & 0 \\ 1 & 3 & -1 & 0 \\ -1 & -1 & 5 & 2 \\ 0 & 0 & 2 & 4 \end{bmatrix};$

Use $\mathbf{x}^{(0)} = (0, 1, 0, 0)^t$.

$$\text{e. } \begin{bmatrix} 4 & 1 & 1 & 1 \\ 1 & 3 & -1 & 1 \\ 1 & -1 & 2 & 0 \\ 1 & 1 & 0 & 2 \end{bmatrix};$$

Use $\mathbf{x}^{(0)} = (1, 0, 0, 0)^t$.

$$\text{f. } \begin{bmatrix} 5 & -2 & -\frac{1}{2} & \frac{3}{2} \\ -2 & 5 & \frac{3}{2} & -\frac{1}{2} \\ -\frac{1}{2} & \frac{3}{2} & 5 & -2 \\ \frac{3}{2} & -\frac{1}{2} & -2 & 5 \end{bmatrix};$$

Use $\mathbf{x}^{(0)} = (1, 1, 0, -3)^t$.

4. Develop an algorithm to incorporate the Inverse Power method into the Symmetric Power method. Repeat Exercise 3 using the new algorithm.
5. Use the Power method and Wielandt deflation to approximate the two most dominant eigenvalues for the matrices in Exercise 1. Iterate until a tolerance of 10^{-4} is achieved or until the number of iterations exceeds 25.
6. Repeat Exercise 5 using Aitken's Δ^2 technique and the Power method for the most dominant eigenvalue.
7. Use the Symmetric Power method to compute the largest eigenvalue (in absolute value) of the matrices given in Exercise 3. Iterate until a tolerance of 10^{-4} is achieved or until the number of iterations exceeds 25.
8. Repeat Exercise 6 using the Inverse Power method.
9. Repeat Exercise 7 using the Inverse Power method.
10. **Annihilation Technique** Suppose the $n \times n$ matrix A has eigenvalues $\lambda_1, \dots, \lambda_n$ ordered by

$$|\lambda_1| > |\lambda_2| > |\lambda_3| \geq \dots \geq |\lambda_n|,$$

with linearly independent eigenvectors $\mathbf{v}^{(1)}, \mathbf{v}^{(2)}, \dots, \mathbf{v}^{(n)}$.

- a. Show that if the Power method is applied with an initial vector $\mathbf{x}^{(0)}$ given by

$$\mathbf{x}^{(0)} = \beta_2 \mathbf{v}^{(2)} + \beta_3 \mathbf{v}^{(3)} + \dots + \beta_n \mathbf{v}^{(n)},$$

then the sequence $\{\mu^{(m)}\}$ described in Algorithm 9.1 will converge to λ_2 .

- b. Show that for any vector $\mathbf{x} = \sum_{i=1}^n \beta_i \mathbf{v}^{(i)}$, the vector $\mathbf{x}^{(0)} = (A - \lambda_1 I)\mathbf{x}$ satisfies the property given in part (a).
 - c. Obtain an approximation to λ_2 for the matrices in Exercise 1.
 - d. Show that this method can be continued to find λ_3 using $\mathbf{x}^{(0)} = (A - \lambda_2 I)(A - \lambda_1 I)\mathbf{x}$.
11. **Hotelling Deflation** Assume that the largest eigenvalue λ_1 in magnitude and an associated eigenvector $\mathbf{v}^{(1)}$ have been obtained for the $n \times n$ symmetric matrix A . Show that the matrix

$$B = A - \frac{\lambda_1}{(\mathbf{v}^{(1)})^t \mathbf{v}^{(1)}} \mathbf{v}^{(1)} (\mathbf{v}^{(1)})^t$$

has the same eigenvalues $\lambda_2, \dots, \lambda_n$ as A , except that B has eigenvalue 0 with eigenvector $\mathbf{v}^{(1)}$ instead of eigenvector λ_1 . Use this deflation method to find λ_2 for each matrix in Exercise 3. Theoretically, this method can be continued to find more eigenvalues, but roundoff error soon makes the effort worthless.

12. Show that the i th row of $B = A - \lambda_1 \mathbf{v}^{(1)} \mathbf{x}^t$ is zero, where λ_1 is the largest value of A in absolute value, $\mathbf{v}^{(1)}$ is the associated eigenvector of A for λ_1 , and \mathbf{x} is the vector defined in Eq. (9.6).
13. Following along the line of Exercise 11 in Section 6.3 and Exercise 11 in Section 7.2, suppose that a species of beetle has a life span of 4 years, and that a female in the first year has a survival rate of $\frac{1}{2}$, in the second year a survival rate of $\frac{1}{4}$, and in the third year a survival rate of $\frac{1}{8}$. Suppose additionally that a female gives birth, on the average, to two new females in the

third year and to four new females in the fourth year. The matrix describing a single female's contribution in one year to the female population in the succeeding year is

$$A = \begin{bmatrix} 0 & 0 & 2 & 4 \\ \frac{1}{2} & 0 & 0 & 0 \\ 0 & \frac{1}{4} & 0 & 0 \\ 0 & 0 & \frac{1}{8} & 0 \end{bmatrix},$$

where again the entry in the i th row and j th column denotes the probabilistic contribution that a female of age j makes on the next year's female population of age i .

- Use the Gerschgorin Circle Theorem to determine a region in the complex plane containing all the eigenvalues of A .
 - Use the Power method to determine the dominant eigenvalue of the matrix and its associated eigenvector.
 - Use Algorithm 9.4 to determine any remaining eigenvalues and eigenvectors of A .
 - Find the eigenvalues of A by using the characteristic polynomial of A and Newton's method.
 - What is your long-range prediction for the population of these beetles?
14. A linear dynamical system can be represented by the equations

$$\frac{d\mathbf{x}}{dt} = A(t)\mathbf{x}(t) + B(t)\mathbf{u}(t), \quad \mathbf{y}(t) = C(t)\mathbf{x}(t) + D(t)\mathbf{u}(t),$$

where A is an $n \times n$ variable matrix, B is an $n \times r$ variable matrix, C is an $m \times n$ variable matrix, D is an $m \times r$ variable matrix, \mathbf{x} is an n -dimensional vector variable, \mathbf{y} is an m -dimensional vector variable, and \mathbf{u} is an r -dimensional vector variable. For the system to be stable, the matrix A must have all its eigenvalues with nonpositive real part for all t .

- Is the system stable if

$$A(t) = \begin{bmatrix} -1 & 2 & 0 \\ -2.5 & -7 & 4 \\ 0 & 0 & -5 \end{bmatrix}?$$

- Is the system stable if

$$A(t) = \begin{bmatrix} -1 & 1 & 0 & 0 \\ 0 & -2 & 1 & 0 \\ 0 & 0 & -5 & 1 \\ -1 & -1 & -2 & -3 \end{bmatrix}?$$

15. The $(m-1) \times (m-1)$ tridiagonal matrix

$$A = \begin{bmatrix} 1+2\alpha & -\alpha & 0 & \cdots & 0 \\ -\alpha & 1+2\alpha & -\alpha & \cdots & 0 \\ 0 & \cdots & \cdots & \cdots & 0 \\ \vdots & \vdots & \vdots & \vdots & \vdots \\ 0 & \cdots & 0 & -\alpha & 1+2\alpha \end{bmatrix}$$

is involved in the Backward Difference method to solve the heat equation. (See Section 12.2.) For the stability of the method we need $\rho(A^{-1}) < 1$. With $m = 11$, approximate $\rho(A^{-1})$ for

each of the following.

- a. $\alpha = \frac{1}{4}$ b. $\alpha = \frac{1}{2}$ c. $\alpha = \frac{3}{4}$

When is the method stable?

16. The eigenvalues of the matrix A in Exercise 15 are

$$\lambda_i = 1 + 4\alpha \left(\sin \frac{\pi i}{2m} \right)^2, \quad \text{for } i = 1, \dots, m - 1.$$

Compare the approximation in Exercise 15 to the actual value of $\rho(A^{-1})$. Again, when is the method stable?

17. The $(m - 1) \times (m - 1)$ matrices A and B given by

$$A = \begin{bmatrix} 1 + \alpha & -\frac{\alpha}{2} & 0 & \cdots & 0 \\ -\frac{\alpha}{2} & 1 + \alpha & -\frac{\alpha}{2} & \cdots & 0 \\ 0 & \ddots & \ddots & \ddots & \vdots \\ \vdots & \ddots & \ddots & \ddots & -\frac{\alpha}{2} \\ 0 & \cdots & 0 & -\frac{\alpha}{2} & 1 + \alpha \end{bmatrix} \quad \text{and} \quad B = \begin{bmatrix} 1 - \alpha & \frac{\alpha}{2} & 0 & \cdots & 0 \\ \frac{\alpha}{2} & 1 - \alpha & \frac{\alpha}{2} & \cdots & 0 \\ 0 & \ddots & \ddots & \ddots & \vdots \\ \vdots & \ddots & \ddots & \ddots & \frac{\alpha}{2} \\ 0 & \cdots & 0 & \frac{\alpha}{2} & 1 - \alpha \end{bmatrix}$$

are involved in the Crank-Nicolson method to solve the heat equation (see Section 12.2). With $m = 11$, approximate $\rho(A^{-1}B)$ for each of the following.

- a. $\alpha = \frac{1}{4}$ b. $\alpha = \frac{1}{2}$ c. $\alpha = \frac{3}{4}$

9.3 Householder's Method

In Section 9.4 we will use the QR method to reduce a symmetric tridiagonal matrix to a similar matrix that is nearly diagonal. The diagonal entries of the reduced matrix are approximations to the eigenvalues of the given matrix. In this section, we present a method devised by Alton Householder for reducing an arbitrary symmetric matrix to a similar tridiagonal matrix. Although there is a clear connection between the problems we are solving in these two sections, Householder's method has a wide application in areas other than eigenvalue approximation.

Householder's method is used to find a symmetric tridiagonal matrix B that is similar to a given symmetric matrix A . Theorem 9.10 implies that A is similar to a diagonal matrix D since an orthogonal matrix Q exists with the property that $D = Q^{-1}AQ = Q^tAQ$. Because the matrix Q (and consequently D) is generally difficult to compute, Householder's method offers a compromise. After Householder's method has been implemented, efficient methods such as the QR algorithm can be used for accurate approximation of the eigenvalues of the resulting symmetric tridiagonal matrix.

Definition 9.16 Let $w \in \mathbb{R}^n$ with $w^t w = 1$. The $n \times n$ matrix

$$P = I - 2ww^t$$

is called a **Householder transformation**. ■

Householder transformations are used to selectively zero out blocks of entries in vectors or columns of matrices in a manner that is extremely stable with respect to roundoff error. (See [Wil2, pp. 152–162], for further discussion.) Properties of Householder transformations are given in the following theorem.

Theorem 9.17 A Householder transformation, $P = I - 2\mathbf{w}\mathbf{w}^t$, is symmetric and orthogonal, so $P^{-1} = P$. ■

Proof Since

$$(\mathbf{w}\mathbf{w}^t)^t = (\mathbf{w}^t)^t \mathbf{w} = \mathbf{w}\mathbf{w}^t,$$

it follows that

$$P^t = (I - 2\mathbf{w}\mathbf{w}^t)^t = I - 2\mathbf{w}\mathbf{w}^t = P.$$

Further, since $\mathbf{w}^t \mathbf{w} = 1$,

$$\begin{aligned} PP^t &= (I - 2\mathbf{w}\mathbf{w}^t)(I - 2\mathbf{w}\mathbf{w}^t) = I - 2\mathbf{w}\mathbf{w}^t - 2\mathbf{w}\mathbf{w}^t + 4\mathbf{w}\mathbf{w}^t \mathbf{w}\mathbf{w}^t \\ &= I - 4\mathbf{w}\mathbf{w}^t + 4\mathbf{w}\mathbf{w}^t = I, \end{aligned}$$

so

$$P^{-1} = P^t = P. \quad \blacksquare \quad \blacksquare \quad \blacksquare$$

Householder's method begins by determining a transformation $P^{(1)}$ with the property that $A^{(2)} = P^{(1)} A P^{(1)}$ has

$$a_{j1}^{(2)} = 0, \quad \text{for each } j = 3, 4, \dots, n, \quad (9.7)$$

and by symmetry, $a_{1j}^{(2)} = 0$.

The vector $\mathbf{w} = (w_1, w_2, \dots, w_n)^t$ is chosen so that $\mathbf{w}^t \mathbf{w} = 1$, Eq. (9.7) holds, and in the matrix

$$A^{(2)} = P^{(1)} A P^{(1)} = (I - 2\mathbf{w}\mathbf{w}^t) A (I - 2\mathbf{w}\mathbf{w}^t),$$

we have $a_{11}^{(2)} = a_{11}$ and $a_{j1}^{(2)} = 0$, for each $j = 3, 4, \dots, n$. This choice imposes n conditions on the n unknowns w_1, w_2, \dots, w_n .

Setting $w_1 = 0$ ensures that $a_{11}^{(2)} = a_{11}$. We want

$$P^{(1)} = I - 2\mathbf{w}\mathbf{w}^t$$

to satisfy

$$P^{(1)}(a_{11}, a_{21}, a_{31}, \dots, a_{n1})^t = (a_{11}, \alpha, 0, \dots, 0)^t, \quad (9.8)$$

where α will be chosen later. To simplify notation, let

$$\hat{\mathbf{w}} = (w_2, w_3, \dots, w_n)^t \in \mathbb{R}^{n-1}, \quad \hat{\mathbf{y}} = (a_{21}, a_{31}, \dots, a_{n1})^t \in \mathbb{R}^{n-1},$$

and \hat{P} be the $(n-1) \times (n-1)$ Householder transformation

$$\hat{P} = I_{n-1} - 2\hat{\mathbf{w}}\hat{\mathbf{w}}^t.$$

Eq. (9.8) then becomes

$$P^{(1)} \begin{bmatrix} a_{11} \\ a_{21} \\ a_{31} \\ \vdots \\ a_{n1} \end{bmatrix} = \begin{bmatrix} 1 & 0 \cdots 0 \\ \vdots & \hat{P} \\ 0 & \vdots \end{bmatrix} \cdot \begin{bmatrix} a_{11} \\ \hat{\mathbf{y}} \end{bmatrix} = \begin{bmatrix} a_{11} \\ \hat{P}\hat{\mathbf{y}} \end{bmatrix} = \begin{bmatrix} a_{11} \\ \alpha \\ 0 \\ \vdots \\ 0 \end{bmatrix}$$

with

$$\hat{P}\hat{\mathbf{y}} = (I_{n-1} - 2\hat{\mathbf{w}}\hat{\mathbf{w}}^t)\hat{\mathbf{y}} = \hat{\mathbf{y}} - 2(\hat{\mathbf{w}}^t\hat{\mathbf{y}})\hat{\mathbf{w}} = (\alpha, 0, \dots, 0)^t. \quad (9.9)$$

Let $r = \hat{\mathbf{w}}^t\hat{\mathbf{y}}$. Then

$$(\alpha, 0, \dots, 0)^t = (a_{21} - 2rw_2, a_{31} - 2rw_3, \dots, a_{n1} - 2rw_n)^t,$$

and we can determine all of the w_i once we know α and r . Equating components gives

$$\alpha = a_{21} - 2rw_2$$

and

$$0 = a_{j1} - 2rw_j, \quad \text{for each } j = 3, \dots, n.$$

Thus,

$$2rw_2 = a_{21} - \alpha \quad (9.10)$$

and

$$2rw_j = a_{j1}, \quad \text{for each } j = 3, \dots, n. \quad (9.11)$$

Squaring both sides of each of the equations and adding gives

$$4r^2 \sum_{j=2}^n w_j^2 = (a_{21} - \alpha)^2 + \sum_{j=3}^n a_{j1}^2.$$

Since $\mathbf{w}^t\mathbf{w} = 1$ and $w_1 = 0$, we have $\sum_{j=2}^n w_j^2 = 1$, and

$$4r^2 = \sum_{j=2}^n a_{j1}^2 - 2\alpha a_{21} + \alpha^2. \quad (9.12)$$

Equation (9.9) and the fact that P is orthogonal imply that

$$\alpha^2 = (\alpha, 0, \dots, 0)(\alpha, 0, \dots, 0)^t = (\hat{P}\hat{\mathbf{y}})^t \hat{P}\hat{\mathbf{y}} = \hat{\mathbf{y}}^t \hat{P}^t \hat{P}\hat{\mathbf{y}} = \hat{\mathbf{y}}^t \hat{\mathbf{y}}.$$

Thus,

$$\alpha^2 = \sum_{j=2}^n a_{j1}^2,$$

which, when substituted into Eq. (9.12), gives

$$2r^2 = \sum_{j=2}^n a_{j1}^2 - \alpha a_{21}.$$

To ensure that $2r^2 = 0$ only if $a_{21} = a_{31} = \cdots = a_{n1} = 0$, we choose

$$\alpha = -\text{sgn}(a_{21}) \left(\sum_{j=2}^n a_{j1}^2 \right)^{1/2},$$

which implies that

$$2r^2 = \sum_{j=2}^n a_{j1}^2 + |a_{21}| \left(\sum_{j=2}^n a_{j1}^2 \right)^{1/2}.$$

With this choice of α and $2r^2$, we solve Eqs. (9.10) and (9.11) to obtain

$$w_2 = \frac{a_{21} - \alpha}{2r} \quad \text{and} \quad w_j = \frac{a_{j1}}{2r}, \quad \text{for each } j = 3, \dots, n.$$

To summarize the choice of $P^{(1)}$, we have

$$\alpha = -\text{sgn}(a_{21}) \left(\sum_{j=2}^n a_{j1}^2 \right)^{1/2},$$

$$r = \left(\frac{1}{2}\alpha^2 - \frac{1}{2}a_{21}\alpha \right)^{1/2},$$

$$w_1 = 0,$$

$$w_2 = \frac{a_{21} - \alpha}{2r},$$

and

$$w_j = \frac{a_{j1}}{2r}, \quad \text{for each } j = 3, \dots, n.$$

With this choice,

$$A^{(2)} = P^{(1)} A P^{(1)} = \begin{bmatrix} a_{11}^{(2)} & a_{12}^{(2)} & 0 & \cdots & 0 \\ a_{21}^{(2)} & a_{22}^{(2)} & a_{23}^{(2)} & \cdots & a_{2n}^{(2)} \\ 0 & a_{32}^{(2)} & a_{33}^{(2)} & \cdots & a_{3n}^{(2)} \\ \vdots & \vdots & \vdots & \ddots & \vdots \\ 0 & a_{n2}^{(2)} & a_{n3}^{(2)} & \cdots & a_{nn}^{(2)} \end{bmatrix}.$$

Having found $P^{(1)}$ and computed $A^{(2)}$, the process is repeated for $k = 2, 3, \dots, n - 2$ as follows:

$$\alpha = -\operatorname{sgn}(a_{k+1,k}^{(k)}) \left(\sum_{j=k+1}^n (a_{jk}^{(k)})^2 \right)^{1/2},$$

$$r = \left(\frac{1}{2}\alpha^2 - \frac{1}{2}\alpha a_{k+1,k}^{(k)} \right)^{1/2},$$

$$w_1^{(k)} = w_2^{(k)} = \dots = w_k^{(k)} = 0,$$

$$w_{k+1}^{(k)} = \frac{a_{k+1,k}^{(k)} - \alpha}{2r},$$

$$w_j^{(k)} = \frac{a_{jk}^{(k)}}{2r}, \quad \text{for each } j = k+2, k+3, \dots, n,$$

$$P^{(k)} = I - 2\mathbf{w}^{(k)} \cdot (\mathbf{w}^{(k)})^t,$$

and

$$A^{(k+1)} = P^{(k)} A^{(k)} P^{(k)},$$

where

$$A^{(k+1)} = \begin{bmatrix} a_{11}^{(k+1)} & a_{12}^{(k+1)} & 0 & \dots & 0 \\ a_{21}^{(k+1)} & \dots & \dots & \dots & 0 \\ 0 & \dots & a_{k+1,k}^{(k+1)} & a_{k+1,k+1}^{(k+1)} & a_{k+1,k+2}^{(k+1)} & \dots & a_{k+1,n}^{(k+1)} \\ \vdots & \vdots & \vdots & \vdots & \vdots & \vdots & \vdots \\ 0 & \dots & 0 & a_{n,k+1}^{(k+1)} & \dots & \dots & a_{nn}^{(k+1)} \end{bmatrix}.$$

Continuing in this manner, the tridiagonal and symmetric matrix $A^{(n-1)}$ is formed, where

$$A^{(n-1)} = P^{(n-2)} P^{(n-3)} \dots P^{(1)} A P^{(1)} \dots P^{(n-3)} P^{(n-2)}.$$

EXAMPLE 1 The 4×4 matrix

$$A = \begin{bmatrix} 4 & 1 & -2 & 2 \\ 1 & 2 & 0 & 1 \\ -2 & 0 & 3 & -2 \\ 2 & 1 & -2 & -1 \end{bmatrix}$$

is symmetric. For the first application of a Householder transformation,

$$\alpha = -(1) \left(\sum_{j=2}^4 a_{j1}^2 \right)^{1/2} = -3, \quad r = \left(\frac{1}{2}(-3)^2 - \frac{1}{2}(1)(-3) \right)^{1/2} = \sqrt{6},$$

$$\mathbf{w} = \left(0, \frac{\sqrt{6}}{3}, -\frac{\sqrt{6}}{6}, \frac{\sqrt{6}}{6} \right),$$

$$P^{(1)} = \begin{bmatrix} 1 & 0 & 0 & 0 \\ 0 & 1 & 0 & 0 \\ 0 & 0 & 1 & 0 \\ 0 & 0 & 0 & 1 \end{bmatrix} - 2 \left(\frac{\sqrt{6}}{6} \right)^2 \begin{bmatrix} 0 \\ 2 \\ -1 \\ 1 \end{bmatrix} \cdot (0, 2, -1, 1)$$

$$= \begin{bmatrix} 1 & 0 & 0 & 0 \\ 0 & -\frac{1}{3} & \frac{2}{3} & -\frac{2}{3} \\ 0 & \frac{2}{3} & \frac{2}{3} & \frac{1}{3} \\ 0 & -\frac{2}{3} & \frac{1}{3} & \frac{2}{3} \end{bmatrix},$$

and

$$A^{(2)} = \begin{bmatrix} 4 & -3 & 0 & 0 \\ -3 & \frac{10}{3} & 1 & \frac{4}{3} \\ 0 & 1 & \frac{5}{3} & -\frac{4}{3} \\ 0 & \frac{4}{3} & -\frac{4}{3} & -1 \end{bmatrix}.$$

Continuing to the second iteration,

$$\alpha = -\frac{5}{3}, \quad r = \frac{2\sqrt{5}}{3}, \quad \mathbf{w} = \left(0, 0, 2\sqrt{5}, \frac{\sqrt{5}}{5} \right)^t,$$

$$P^{(2)} = \begin{bmatrix} 1 & 0 & 0 & 0 \\ 0 & 1 & 0 & 0 \\ 0 & 0 & -\frac{3}{5} & -\frac{4}{5} \\ 0 & 0 & -\frac{4}{5} & \frac{3}{5} \end{bmatrix},$$

and the symmetric tridiagonal matrix is

$$A^{(3)} = \begin{bmatrix} 4 & -3 & 0 & 0 \\ -3 & \frac{10}{3} & -\frac{5}{3} & 0 \\ 0 & -\frac{5}{3} & -\frac{33}{25} & \frac{68}{75} \\ 0 & 0 & \frac{68}{75} & \frac{149}{75} \end{bmatrix}.$$

Algorithm 9.5 performs Householder's method as described here, although the actual matrix multiplications are circumvented. ■

ALGORITHM

9.5

Householder's

To obtain a symmetric tridiagonal matrix $A^{(n-1)}$ similar to the symmetric matrix $A = A^{(1)}$, construct the following matrices $A^{(2)}, A^{(3)}, \dots, A^{(n-1)}$, where $A^{(k)} = (a_{ij}^{(k)})$ for each $k = 1, 2, \dots, n-1$:

INPUT dimension n ; matrix A .

OUTPUT $A^{(n-1)}$. (At each step, A can be overwritten.)

Step 1 For $k = 1, 2, \dots, n-2$ do Steps 2-14.

Step 2 Set

$$q = \sum_{j=k+1}^n (a_{jk}^{(k)})^2.$$

Step 3 If $a_{k+1,k}^{(k)} = 0$ then set $\alpha = -q^{1/2}$

$$\text{else set } \alpha = -\frac{q^{1/2} a_{k+1,k}^{(k)}}{|a_{k+1,k}^{(k)}|}.$$

Step 4 Set $RSQ = \alpha^2 - \alpha a_{k+1,k}^{(k)}$. (Note: $RSQ = 2r^2$)

Step 5 Set $v_k = 0$; (Note: $v_1 = \dots = v_{k-1} = 0$, but are not needed.)

$$v_{k+1} = a_{k+1,k}^{(k)} - \alpha;$$

For $j = k+2, \dots, n$ set $v_j = a_{jk}^{(k)}$.

$$\left(\text{Note: } \mathbf{w} = \left(\frac{1}{\sqrt{2RSQ}} \right) \mathbf{v} = \frac{1}{2r} \mathbf{v}. \right)$$

Step 6 For $j = k, k+1, \dots, n$ set $u_j = \left(\frac{1}{RSQ} \right) \sum_{i=k+1}^n a_{ji}^{(k)} v_i$.

$$\left(\text{Note: } \mathbf{u} = \left(\frac{1}{RSQ} \right) A^{(k)} \mathbf{v} = \frac{1}{2r^2} A^{(k)} \mathbf{v} = \frac{1}{r} A^{(k)} \mathbf{w}. \right)$$

Step 7 Set $PROD = \sum_{i=k+1}^n v_i u_i$.

$$\left(\text{Note: } PROD = \mathbf{v}^t \mathbf{u} = \frac{1}{2r^2} \mathbf{v}^t A^{(k)} \mathbf{v}. \right)$$

Step 8 For $j = k, k+1, \dots, n$ set $z_j = u_j - \left(\frac{PROD}{2RSQ} \right) v_j$.

$$\begin{aligned} \left(\text{Note: } \mathbf{z} = \mathbf{u} - \frac{1}{2RSQ} \mathbf{v}^t \mathbf{u} \mathbf{v} = \mathbf{u} - \frac{1}{4r^2} \mathbf{v}^t \mathbf{u} \mathbf{v} \right. \\ \left. = \mathbf{u} - \mathbf{w} \mathbf{w}^t \mathbf{u} = \frac{1}{r} A^{(k)} \mathbf{w} - \mathbf{w} \mathbf{w}^t \frac{1}{r} A^{(k)} \mathbf{w}. \right) \end{aligned}$$

Step 9 For $l = k+1, k+2, \dots, n-1$ do Steps 10 and 11.

(Note: Compute $A^{(k+1)} = A^{(k)} - \mathbf{v} \mathbf{z}^t - \mathbf{z} \mathbf{v}^t = (I - 2\mathbf{w} \mathbf{w}^t) A^{(k)} (I - 2\mathbf{w} \mathbf{w}^t)$.)

Step 10 For $j = l + 1, \dots, n$ set

$$a_{jl}^{(k+1)} = a_{jl}^{(k)} - v_l z_j - v_j z_l;$$

$$a_{lj}^{(k+1)} = a_{jl}^{(k+1)}.$$

Step 11 Set $a_{ll}^{(k+1)} = a_{ll}^{(k)} - 2v_l z_l.$

Step 12 Set $a_{nn}^{(k+1)} = a_{nn}^{(k)} - 2v_n z_n.$

Step 13 For $j = k + 2, \dots, n$ set $a_{kj}^{(k+1)} = a_{jk}^{(k+1)} = 0.$

Step 14 Set $a_{k+1,k}^{(k+1)} = a_{k+1,k}^{(k)} - v_{k+1} z_k;$

$$a_{k,k+1}^{(k+1)} = a_{k+1,k}^{(k+1)}.$$

(Note: The other elements of $A^{(k+1)}$ are the same as $A^{(k)}.$)

Step 15 OUTPUT ($A^{(n-1)}$);
(The process is complete. $A^{(n-1)}$ is symmetric, tridiagonal, and similar to A .)
STOP. ■

To apply Householder's Algorithm to an arbitrary $n \times n$ matrix, the following modifications must be made to account for a possible lack of symmetry.

Step 6 For $j = 1, 2, \dots, n$ set $u_j = \frac{1}{RSQ} \sum_{i=k+1}^n a_{ji}^{(k)} v_i;$

$$y_j = \frac{1}{RSQ} \sum_{i=k+1}^n a_{ij}^{(k)} v_i.$$

Step 8 For $j = 1, 2, \dots, n$ set $z_j = u_j - \frac{PROD}{RSQ} v_j.$

Step 9 For $l = k + 1, k + 2, \dots, n$ do Steps 10 and 11.

Step 10 For $j = 1, 2, \dots, k$ set $a_{jl}^{(k+1)} = a_{jl}^{(k)} - z_j v_l;$

$$a_{lj}^{(k+1)} = a_{lj}^{(k)} - y_l v_j.$$

Step 11 For $j = k + 1, \dots, n$ set $a_{jl}^{(k+1)} = a_{jl}^{(k)} - z_j v_l - y_l v_j.$

After these steps are modified, delete Steps 12 through 14 and output $A^{(n-1)}$.

The resulting matrix $A^{(n-1)}$ will not be tridiagonal unless the original matrix A is symmetric. However, all the entries below the lower subdiagonal will be 0. A matrix of this type is called *upper Hessenberg*. That is, $H = (h_{ij})$ is **upper Hessenberg** if $h_{ij} = 0$, for all $i \geq j + 2$.

In the next section, we will examine how the QR algorithm can be applied to determine the eigenvalues of $A^{(n-1)}$, which are the same as those of the original matrix A .

EXERCISE SET 9.3

1. Use Householder's method to place the following matrices in tridiagonal form.

a.
$$\begin{bmatrix} 12 & 10 & 4 \\ 10 & 8 & -5 \\ 4 & -5 & 3 \end{bmatrix}$$

b.
$$\begin{bmatrix} 2 & -1 & -1 \\ -1 & 2 & -1 \\ -1 & -1 & 2 \end{bmatrix}$$

c.
$$\begin{bmatrix} 1 & 1 & 1 \\ 1 & 1 & 0 \\ 1 & 0 & 1 \end{bmatrix}$$

d.
$$\begin{bmatrix} 4.75 & 2.25 & -0.25 \\ 2.25 & 4.75 & 1.25 \\ -0.25 & 1.25 & 4.75 \end{bmatrix}$$

2. Use Householder's method to place the following matrices in tridiagonal form.

a.
$$\begin{bmatrix} 4 & -1 & -1 & 0 \\ -1 & 4 & 0 & -1 \\ -1 & 0 & 4 & -1 \\ 0 & -1 & -1 & 4 \end{bmatrix}$$

b.
$$\begin{bmatrix} 5 & -2 & -0.5 & 1.5 \\ -2 & 5 & 1.5 & -0.5 \\ -0.5 & 1.5 & 5 & -2 \\ 1.5 & -0.5 & -2 & 5 \end{bmatrix}$$

c.
$$\begin{bmatrix} 8 & 0.25 & 0.5 & 2 & -1 \\ 0.25 & -4 & 0 & 1 & 2 \\ 0.5 & 0 & 5 & 0.75 & -1 \\ 2 & 1 & 0.75 & 5 & -0.5 \\ -1 & 2 & -1 & -0.5 & 6 \end{bmatrix}$$

d.
$$\begin{bmatrix} 2 & -1 & -1 & 0 & 0 \\ -1 & 3 & 0 & -2 & 0 \\ -1 & 0 & 4 & 2 & 1 \\ 0 & -2 & 2 & 8 & 3 \\ 0 & 0 & 1 & 3 & 9 \end{bmatrix}$$

3. Modify Householder's Algorithm 9.5 to compute similar upper Hessenberg matrices for the following nonsymmetric matrices.

a.
$$\begin{bmatrix} 2 & -1 & 3 \\ 2 & 0 & 1 \\ -2 & 1 & 4 \end{bmatrix}$$

b.
$$\begin{bmatrix} -1 & 2 & 3 \\ 2 & 3 & -2 \\ 3 & 1 & -1 \end{bmatrix}$$

c.
$$\begin{bmatrix} 5 & -2 & -3 & 4 \\ 0 & 4 & 2 & -1 \\ 1 & 3 & -5 & 2 \\ -1 & 4 & 0 & 3 \end{bmatrix}$$

d.
$$\begin{bmatrix} 4 & -1 & -1 & -1 \\ -1 & 4 & 0 & -1 \\ -1 & -1 & 4 & -1 \\ -1 & -1 & -1 & 4 \end{bmatrix}$$

9.4 The QR Algorithm

The deflation methods discussed in Section 9.2 are not generally suitable for calculating all the eigenvalues of a matrix because of the growth of roundoff error. In this section we consider the QR Algorithm, a matrix reduction technique used to simultaneously determine all the eigenvalues of a symmetric matrix.

To apply the QR method, we begin with a symmetric matrix in tridiagonal form; that is, the only nonzero entries in the matrix lie either on the diagonal or on the subdiagonals directly above or below the diagonal. If this is not the form of the symmetric matrix, the first step is to apply Householder's method to compute a symmetric, tridiagonal matrix similar to the given matrix.

In the remainder of this section it will be assumed that the symmetric matrix for which these eigenvalues are to be calculated is tridiagonal. If we let A denote a matrix of this type, we can simplify the notation somewhat by labeling the entries of A as follows:

$$A = \begin{bmatrix} a_1 & b_2 & 0 & \cdots & \cdots & 0 \\ b_2 & a_2 & b_3 & & & \vdots \\ 0 & b_3 & a_3 & & & 0 \\ \vdots & & \vdots & \ddots & & \vdots \\ 0 & \cdots & \cdots & 0 & b_n & a_n \end{bmatrix}. \quad (9.13)$$

If $b_2 = 0$ or $b_n = 0$, then the 1×1 matrix $[a_1]$ or $[a_n]$ immediately produces an eigenvalue a_1 or a_n of A .

When $b_j = 0$ for some j , where $2 < j < n$, the problem can be reduced to considering, instead of A , the smaller matrices

$$\begin{bmatrix} a_1 & b_2 & 0 & \cdots & \cdots & 0 \\ b_2 & a_2 & b_3 & & & \vdots \\ 0 & b_3 & a_3 & & & 0 \\ \vdots & & \vdots & \ddots & & \vdots \\ 0 & \cdots & \cdots & 0 & b_{j-1} & a_{j-1} \end{bmatrix} \quad \text{and} \quad \begin{bmatrix} a_j & b_{j+1} & 0 & \cdots & \cdots & 0 \\ b_{j+1} & a_{j+1} & b_{j+2} & & & \vdots \\ 0 & b_{j+2} & a_{j+2} & & & 0 \\ \vdots & & \vdots & \ddots & & \vdots \\ 0 & \cdots & \cdots & 0 & b_n & a_n \end{bmatrix}. \quad (9.14)$$

If none of the b_j are zero, the QR method proceeds by forming a sequence of matrices $A = A^{(1)}, A^{(2)}, A^{(3)}, \dots$, as follows:

1. $A^{(1)} = A$ is factored as a product $A^{(1)} = Q^{(1)}R^{(1)}$, where $Q^{(1)}$ is orthogonal and $R^{(1)}$ is upper triangular.
2. $A^{(2)}$ is defined as $A^{(2)} = R^{(1)}Q^{(1)}$.

In general, $A^{(i)}$ is factored as a product $A^{(i)} = Q^{(i)}R^{(i)}$ of an orthogonal matrix $Q^{(i)}$ and an upper triangular matrix $R^{(i)}$. Then $A^{(i+1)}$ is defined by the product of $R^{(i)}$ and $Q^{(i)}$ in the reverse direction $A^{(i+1)} = R^{(i)}Q^{(i)}$. Since $Q^{(i)}$ is orthogonal, $R^{(i)} = Q^{(i)'}A^{(i)}$ and

$$A^{(i+1)} = R^{(i)}Q^{(i)} = (Q^{(i)'}A^{(i)})Q^{(i)} = Q^{(i)'}A^{(i)}Q^{(i)}. \quad (9.15)$$

So $A^{(i+1)}$ is symmetric with the same eigenvalues as $A^{(i)}$. By the manner in which we define $R^{(i)}$ and $Q^{(i)}$, we also ensure that $A^{(i+1)}$ is tridagonal.

Continuing by induction, $A^{(i+1)}$ has the same eigenvalues as the original matrix A , and $A^{(i+1)}$ tends to a diagonal matrix with the eigenvalues of A along the diagonal.

To describe the construction of the factoring matrices $Q^{(i)}$ and $R^{(i)}$, we need the notion of a *rotation matrix*.

Definition 9.18 A rotation matrix P differs from the identity matrix in at most four elements. These four elements are of the form

$$p_{ii} = p_{jj} = \cos \theta \quad \text{and} \quad p_{ij} = -p_{ji} = \sin \theta,$$

for some θ and some $i \neq j$. ■

It is easy to show (see Exercise 6) that, for any rotation matrix P , the matrix AP differs from A only in the i th and j th columns and the matrix PA differs from A only in the i th and j th rows. For any $i \neq j$, the angle θ can be chosen so that the product PA has a zero entry for $(PA)_{ij}$. In addition, every rotation matrix P is orthogonal, since the definition implies that $PP^t = I$.

The factorization of $A^{(1)}$ into $A^{(1)} = Q^{(1)}R^{(1)}$ uses a product of $n - 1$ rotation matrices to construct

$$R^{(1)} = P_n P_{n-1} \cdots P_2 A^{(1)}.$$

We first choose the rotation matrix P_2 with

$$p_{11} = p_{22} = \cos \theta_2 \quad \text{and} \quad p_{12} = -p_{21} = \sin \theta_2,$$

where

$$\sin \theta_2 = \frac{b_2}{\sqrt{b_2^2 + a_1^2}} \quad \text{and} \quad \cos \theta_2 = \frac{a_1}{\sqrt{b_2^2 + a_1^2}}.$$

Then the matrix

$$A_2^{(1)} = P_2 A^{(1)}$$

has a zero in the $(2, 1)$ position, that is, in the second row and first column, since the $(2, 1)$ entry in $A_2^{(1)}$ is

$$(-\sin \theta_2)a_1 + (\cos \theta_2)b_2 = \frac{-b_2 a_1}{\sqrt{b_2^2 + a_1^2}} + \frac{a_1 b_2}{\sqrt{b_2^2 + a_1^2}} = 0.$$

Since the multiplication $P_2 A^{(1)}$ affects both rows 1 and 2 of $A^{(1)}$, the new matrix does not necessarily retain zero entries in positions $(1, 3)$, $(1, 4)$, \dots , and $(1, n)$. However, $A^{(1)}$ is tridiagonal, so the $(1, 4)$, \dots , $(1, n)$ entries of $A_2^{(1)}$ must be 0. Only the $(1, 3)$ -entry, the one in the first row and third column, can become nonzero.

In general, the matrix P_k is chosen so that the $(k, k - 1)$ entry in $A_k^{(1)} = P_k A_{k-1}^{(1)}$ is zero, which results in the $(k - 1, k + 1)$ -entry becoming nonzero. The matrix $A_k^{(1)}$ has the form

$$A_k^{(1)} = \begin{bmatrix} z_1 & q_1 & r_1 & 0 & \cdots & 0 \\ 0 & \ddots & \ddots & \ddots & \ddots & \vdots \\ 0 & & 0 & z_{k-1} & q_{k-1} & r_{k-1} \\ & & & 0 & x_k & y_k & 0 \\ & & & & b_{k+1} & a_{k+1} & b_{k+2} \\ & & & & & \ddots & \vdots \\ & & & & & & 0 \\ & & & & & & 0 \\ & & & & & & b_n \\ 0 & \cdots & 0 & 0 & b_n & a_n & 0 \end{bmatrix}$$

and P_{k+1} has the form

$$P_{k+1} = \begin{bmatrix} I_{k-1} & & 0 & 0 \\ 0 & c_{k+1} & s_{k+1} & 0 \\ 0 & -s_{k+1} & c_{k+1} & 0 \\ 0 & & 0 & I_{n-k-1} \end{bmatrix} \quad \begin{array}{l} \leftarrow \text{row } k \\ \uparrow \\ \text{column } k \end{array} \quad (9.16)$$

where 0 denotes the appropriately dimensional matrix with all zero entries.

The constants $c_{k+1} = \cos \theta_{k+1}$ and $s_{k+1} = \sin \theta_{k+1}$ in P_{k+1} are chosen so that the $(k+1, k)$ -entry in $A_{k+1}^{(1)}$ is zero; that is, $s_{k+1}x_k - c_{k+1}b_{k+1} = 0$. Since $c_{k+1}^2 + s_{k+1}^2 = 1$, the solution to this equation is

$$s_{k+1} = \frac{b_{k+1}}{\sqrt{b_{k+1}^2 + x_k^2}} \quad \text{and} \quad c_{k+1} = \frac{x_k}{\sqrt{b_{k+1}^2 + x_k^2}},$$

and $A_{k+1}^{(1)}$ has the form

$$A_{k+1}^{(1)} = \begin{bmatrix} z_1 & q_1 & r_1 & 0 & \cdots & 0 \\ 0 & \ddots & \ddots & \ddots & \ddots & \vdots \\ 0 & & 0 & z_k & q_k & r_k \\ & & & 0 & x_{k+1} & y_{k+1} & 0 \\ & & & & b_{k+2} & a_{k+2} & b_{k+3} \\ & & & & & \ddots & \vdots \\ & & & & & & 0 \\ & & & & & & 0 \\ & & & & & & b_n \\ 0 & \cdots & 0 & 0 & b_n & a_n & 0 \end{bmatrix}$$

Proceeding with this construction in the sequence P_2, \dots, P_n produces the upper triangular matrix

$$R^{(1)} \equiv A_n^{(1)} = \begin{bmatrix} z_1 & q_1 & r_1 & 0 & \cdots & 0 \\ 0 & \ddots & \ddots & \ddots & \ddots & \vdots \\ \vdots & \ddots & \ddots & \ddots & \ddots & 0 \\ \vdots & \ddots & \ddots & \ddots & \ddots & r_{n-2} \\ \vdots & \ddots & \ddots & z_{n-1} & q_{n-1} & \vdots \\ 0 & \cdots & \cdots & 0 & x_n & \vdots \end{bmatrix}.$$

The other half of the QR factorization is the matrix

$$Q^{(1)} = P_2^t P_3^t \cdots P_n^t,$$

since the orthogonality of the rotation matrices implies that

$$Q^{(1)} R^{(1)} = (P_2^t P_3^t \cdots P_n^t) \cdot (P_n \cdots P_3 P_2) A^{(1)} = A^{(1)}.$$

The matrix $Q^{(1)}$ is orthogonal since

$$(Q^{(1)})^t Q^{(1)} = (P_2^t P_3^t \cdots P_n^t)^t (P_2^t P_3^t \cdots P_n^t) = (P_n \cdots P_3 P_2) \cdot (P_2^t P_3^t \cdots P_n^t) = I.$$

In addition, $Q^{(1)}$ is an upper-Hessenberg matrix. To see why this is true, you can follow the steps in Exercises 7 and 8.

As a consequence, $A^{(2)} = R^{(1)} Q^{(1)}$ is also an upper-Hessenberg matrix, since multiplying $Q^{(1)}$ on the left by the upper triangular matrix $R^{(1)}$ does not affect the entries in the lower triangle. This implies that $A^{(2)}$ is in fact tridiagonal, since we already know that it is symmetric.

The entries off the diagonal of $A^{(2)}$ will generally be smaller in magnitude than the corresponding entries of $A^{(1)}$, so $A^{(2)}$ is closer to being a diagonal matrix than is $A^{(1)}$. The process is repeated to construct $A^{(3)}, A^{(4)}, \dots$.

If the eigenvalues of A have distinct moduli with $|\lambda_1| > |\lambda_2| > \cdots > |\lambda_n|$, then the rate of convergence of the entry $b_{j+1}^{(i+1)}$ to 0 in the matrix $A^{(i+1)}$ depends on the ratio $|\lambda_{j+1}/\lambda_j|$ (see [Fr]). The rate of convergence of $b_{j+1}^{(i+1)}$ to 0 determines the rate at which the entry $a_j^{(i+1)}$ converges to the j th eigenvalue λ_j . Thus, the rate of convergence can be slow if $|\lambda_{j+1}/\lambda_j|$ is close to unity.

To accelerate this convergence, a shifting technique is employed similar to that used with the Inverse Power method in Section 9.2. A constant s is selected close to an eigenvalue of A . This modifies the factorization in Eq. (9.15) to choosing $Q^{(i)}$ and $R^{(i)}$ so that

$$A^{(i)} - sI = Q^{(i)} R^{(i)}, \quad (9.17)$$

and, correspondingly, the matrix $A^{(i+1)}$ is defined to be

$$A^{(i+1)} = R^{(i)} Q^{(i)} + sI. \quad (9.18)$$

With this modification, the rate of convergence of $b_{j+1}^{(i+1)}$ to 0 depends on the ratio $|(\lambda_{j+1} - s)/(\lambda_j - s)|$. This can result in a significant improvement over the original rate of convergence of $a_j^{(i+1)}$ to λ_j if s is close to λ_{j+1} but not close to λ_j .

We change s at each step so that when A has eigenvalues of distinct modulus, $b_n^{(i+1)}$ converges to 0 faster than $b_j^{(i+1)}$ for any integer j less than n . When $b_n^{(i+1)}$ is sufficiently small, we assume that $\lambda_n \approx a_n^{(i+1)}$, delete the n th row and column of the matrix, and proceed in the same manner to find an approximation to λ_{n-1} . The process is continued until an approximation has been determined for each eigenvalue.

The shifting technique chooses, at the i th step, the shifting constant s_i , where s_i is the eigenvalue of the matrix

$$E^{(i)} = \begin{bmatrix} a_{n-1}^{(i)} & b_n^{(i)} \\ b_n^{(i)} & a_n^{(i)} \end{bmatrix}$$

that is closest to $a_n^{(i)}$. This shift translates the eigenvalues of A by a factor s_i . With this shifting technique, the convergence is usually cubic. (See [WR, p. 270].) The method accumulates these shifts until $b_n^{(i+1)} \approx 0$ and then adds the shifts to $a_n^{(i+1)}$ to approximate the eigenvalue λ_n .

If A has eigenvalues of the same modulus, $b_j^{(i+1)}$ may tend to 0 for some $j \neq n$ at a faster rate than $b_n^{(i+1)}$. In this case, the matrix-splitting technique described in (9.14) can be employed to reduce the problem to one involving a pair of matrices of reduced order.

EXAMPLE 1

Let

$$A = \begin{bmatrix} 3 & 1 & 0 \\ 1 & 3 & 1 \\ 0 & 1 & 3 \end{bmatrix} = \begin{bmatrix} a_1^{(1)} & b_2^{(1)} & 0 \\ b_2^{(1)} & a_2^{(1)} & b_3^{(1)} \\ 0 & b_3^{(1)} & a_3^{(1)} \end{bmatrix}.$$

To find the acceleration parameter for shifting requires finding the eigenvalues of

$$\begin{bmatrix} a_2^{(1)} & b_3^{(1)} \\ b_3^{(1)} & a_3^{(1)} \end{bmatrix} = \begin{bmatrix} 3 & 1 \\ 1 & 3 \end{bmatrix},$$

which are $\mu_1 = 4$ and $\mu_2 = 2$. The choice of eigenvalue closest to $a_3^{(1)} = 3$ is arbitrary, and we choose $\mu_2 = 2$ and shift by this amount. Then $s_1 = 2$ and

$$\begin{bmatrix} d_1 & b_2^{(1)} & 0 \\ b_2^{(1)} & d_2 & b_3^{(1)} \\ 0 & b_3^{(1)} & d_3 \end{bmatrix} = \begin{bmatrix} 1 & 1 & 0 \\ 1 & 1 & 1 \\ 0 & 1 & 1 \end{bmatrix}.$$

Continuing the computation gives

$$x_1 = 1, \quad y_1 = 1, \quad z_1 = \sqrt{2}, \quad c_2 = \frac{\sqrt{2}}{2}, \quad s_2 = \frac{\sqrt{2}}{2},$$

$$q_1 = \sqrt{2}, \quad x_2 = 0, \quad r_1 = \frac{\sqrt{2}}{2}, \quad \text{and} \quad y_2 = \frac{\sqrt{2}}{2},$$

so

$$A_2^{(1)} = \begin{bmatrix} \sqrt{2} & \sqrt{2} & \frac{\sqrt{2}}{2} \\ 0 & 0 & \sqrt{2} \\ 0 & 1 & 1 \end{bmatrix}.$$

Further,

$$z_2 = 1, \quad c_3 = 0, \quad s_3 = 1, \quad q_2 = 1, \quad \text{and} \quad x_3 = -\frac{\sqrt{2}}{2},$$

so

$$R^{(1)} = A_3^{(1)} = \begin{bmatrix} \sqrt{2} & \sqrt{2} & \frac{\sqrt{2}}{2} \\ 0 & 1 & 1 \\ 0 & 0 & -\frac{\sqrt{2}}{2} \end{bmatrix}.$$

To compute $A^{(2)}$, we have

$$z_3 = -\frac{\sqrt{2}}{2}, \quad a_1^{(2)} = 2, \quad b_2^{(2)} = \frac{\sqrt{2}}{2}, \quad a_2^{(2)} = 1, \quad b_3^{(2)} = -\frac{\sqrt{2}}{2}, \quad \text{and} \quad a_3^{(2)} = 0,$$

so

$$A^{(2)} = R^{(1)} Q^{(1)} = \begin{bmatrix} 2 & \frac{\sqrt{2}}{2} & 0 \\ \frac{\sqrt{2}}{2} & 1 & -\frac{\sqrt{2}}{2} \\ 0 & -\frac{\sqrt{2}}{2} & 0 \end{bmatrix}.$$

One iteration of the QR method is complete. Since neither $b_2^{(2)} = \sqrt{2}/2$ nor $b_3^{(2)} = -\sqrt{2}/2$ is small, another iteration of the QR method is performed. For this iteration, we calculate the eigenvalues $\frac{1}{2} \pm \frac{1}{2}\sqrt{3}$ of the matrix

$$\begin{bmatrix} a_2^{(2)} & b_3^{(2)} \\ b_3^{(2)} & a_3^{(2)} \end{bmatrix} = \begin{bmatrix} 1 & -\frac{\sqrt{2}}{2} \\ -\frac{\sqrt{2}}{2} & 0 \end{bmatrix},$$

and choose $s_2 = \frac{1}{2} - \frac{1}{2}\sqrt{3}$, the closest eigenvalue to $a_3^{(2)} = 0$. Completing the calculations gives

$$A^{(3)} = \begin{bmatrix} 2.6720277 & 0.37597448 & 0 \\ 0.37597448 & 1.4736080 & 0.030396964 \\ 0 & 0.030396964 & -0.047559530 \end{bmatrix}.$$

If $b_3^{(3)} = 0.030396964$ is sufficiently small, then the approximation to the eigenvalue λ_3 is 1.5864151, the sum of $a_3^{(3)}$ and the shifts $s_1 + s_2 = 2 + (1 - \sqrt{3})/2$. Deleting the third row and column gives

$$A^{(3)} = \begin{bmatrix} 2.6720277 & 0.37597448 \\ 0.37597448 & 1.4736080 \end{bmatrix},$$

which has eigenvalues $\mu_1 = 2.7802140$ and $\mu_2 = 1.3654218$. Adding the shifts gives the approximations

$$\lambda_1 \approx 4.4141886 \quad \text{and} \quad \lambda_2 \approx 2.9993964.$$

Since the actual eigenvalues of the matrix A are 4.41420, 3.00000, and 1.58579, the QR method gave four significant digits of accuracy in only two iterations. ■

Algorithm 9.6 implements the QR method.

ALGORITHM

9.6

QR

To obtain the eigenvalues of the symmetric, tridiagonal $n \times n$ matrix

$$A \equiv A_1 = \begin{bmatrix} a_1^{(1)} & b_2^{(1)} & 0 & \cdots & 0 \\ b_2^{(1)} & a_2^{(1)} & & & \\ 0 & & \ddots & & \\ \vdots & & & \ddots & \\ 0 & \cdots & 0 & b_n^{(1)} & a_n^{(1)} \end{bmatrix}$$

INPUT $n; a_1^{(1)}, \dots, a_n^{(1)}, b_2^{(1)}, \dots, b_n^{(1)}$; tolerance TOL ; maximum number of iterations M .

OUTPUT eigenvalues of A , or recommended splitting of A , or a message that the maximum number of iterations was exceeded.

Step 1 Set $k = 1$;
 $SHIFT = 0$. (Accumulated shift.)

Step 2 While $k \leq M$ do Steps 3–19.
 (Steps 3–7 test for success.)

Step 3 If $|b_n^{(k)}| \leq TOL$ then set $\lambda = a_n^{(k)} + SHIFT$;
 OUTPUT (λ);
 set $n = n - 1$.

Step 4 If $|b_2^{(k)}| \leq TOL$ then set $\lambda = a_1^{(k)} + SHIFT$;
 OUTPUT (λ);
 set $n = n - 1$;
 $a_1^{(k)} = a_2^{(k)}$;
 for $j = 2, \dots, n$
 set $a_j^{(k)} = a_{j+1}^{(k)}$;
 $b_j^{(k)} = b_{j+1}^{(k)}$.

Step 5 If $n = 0$ then
 STOP.

- Step 6** If $n = 1$ then
 set $\lambda = a_1^{(k)} + \text{SHIFT}$;
 OUTPUT (λ);
 STOP.
- Step 7** For $j = 3, \dots, n - 1$
 if $|b_j^{(k)}| \leq \text{TOL}$ then
 OUTPUT ('split into', $a_1^{(k)}, \dots, a_{j-1}^{(k)}, b_2^{(k)}, \dots, b_{j-1}^{(k)}$,
 'and',
 $a_j^{(k)}, \dots, a_n^{(k)}, b_{j+1}^{(k)}, \dots, b_n^{(k)}, \text{SHIFT}$);
 STOP.
- Step 8** (Compute shift.)
 Set $b = -(a_{n-1}^{(k)} + a_n^{(k)})$;
 $c = a_n^{(k)} a_{n-1}^{(k)} - [b_n^{(k)}]^2$;
 $d = (b^2 - 4c)^{1/2}$.
- Step 9** If $b > 0$ then set $\mu_1 = -2c/(b + d)$;
 $\mu_2 = -(b + d)/2$
 else set $\mu_1 = (d - b)/2$;
 $\mu_2 = 2c/(d - b)$.
- Step 10** If $n = 2$ then set $\lambda_1 = \mu_1 + \text{SHIFT}$;
 $\lambda_2 = \mu_2 + \text{SHIFT}$;
 OUTPUT (λ_1, λ_2);
 STOP.
- Step 11** Choose s so that $|s - a_n^{(k)}| = \min\{|\mu_1 - a_n^{(k)}|, |\mu_2 - a_n^{(k)}|\}$.
- Step 12** (Accumulate the shift.)
 Set $\text{SHIFT} = \text{SHIFT} + s$.
- Step 13** (Perform shift.)
 For $j = 1, \dots, n$, set $d_j = a_j^{(k)} - s$.
- Step 14** (Steps 14 and 15 compute $R^{(k)}$.)
 Set $x_1 = d_1$;
 $y_1 = b_2$.
- Step 15** For $j = 2, \dots, n$
 set $z_{j-1} = \left\{ x_{j-1}^2 + [b_j^{(k)}]^2 \right\}^{1/2}$;
 $c_j = \frac{x_{j-1}}{z_{j-1}}$;
 $s_j = \frac{b_j^{(k)}}{z_{j-1}}$;
 $q_{j-1} = c_j y_{j-1} + s_j d_j$;
 $x_j = -s_j y_{j-1} + c_j d_j$;

If $j \neq n$ then set $r_{j-1} = s_j b_{j+1}^{(k)}$;

$$y_j = c_j b_{j+1}^{(k)}.$$

($A_j^{(k)} = P_j A_{j-1}^{(k)}$ has just been computed and $R^{(k)} = A_n^{(k)}$.)

Step 16 (Steps 16–18 compute $A^{(k+1)}$.)

Set $z_n = x_n$;

$$a_1^{(k+1)} = s_2 q_1 + c_2 z_1;$$

$$b_2^{(k+1)} = s_2 z_2.$$

Step 17 For $j = 2, 3, \dots, n-1$

set $a_j^{(k+1)} = s_{j+1} q_j + c_j c_{j+1} z_j$;

$$b_{j+1}^{(k+1)} = s_{j+1} z_{j+1}.$$

Step 18 Set $a_n^{(k+1)} = c_n z_n$.

Step 19 Set $k = k + 1$.

Step 20 OUTPUT ('Maximum number of iterations exceeded');

(The procedure was unsuccessful.)

STOP. ■

A similar procedure can be used to find approximations to the eigenvalues of a non-symmetric $n \times n$ matrix. The matrix is first reduced to a similar upper-Hessenberg matrix H using the Householder Algorithm for nonsymmetric matrices.

The QR factoring process assumes the following form. First

$$H \equiv H^{(1)} = Q^{(1)} R^{(1)}. \quad (9.19)$$

Then $H^{(2)}$ is defined by

$$H^{(2)} = R^{(1)} Q^{(1)} \quad (9.20)$$

and factored into

$$H^{(2)} = Q^{(2)} R^{(2)}. \quad (9.21)$$

The method of factoring proceeds with the same aim as the QR Algorithm. The matrices are chosen to introduce zeros at appropriate entries of the matrix, and a shifting procedure is used similar to that in the QR method. However, the shifting is somewhat more complicated for nonsymmetric matrices since complex eigenvalues with the same modulus can occur. The shifting process modifies the calculations in Eqs. (9.19), (9.20), and (9.21) to obtain the double QR method $H^{(1)} - s_1 I = Q^{(1)} R^{(1)}$, $H^{(2)} = R^{(1)} Q^{(1)} + s_1 I$, $H^{(2)} - s_2 I = Q^{(2)} R^{(2)}$, and $H^{(3)} = R^{(2)} Q^{(2)} + s_2 I$, where s_1 and s_2 are complex conjugates and $H^{(1)}$, $H^{(2)}$, \dots are real upper-Hessenberg matrices.

A complete description of the QR method can be found in [Wil2]. Detailed algorithms and programs for this method and most other commonly employed methods are given in [WR]. We refer the reader to these works if the method we have discussed does not give satisfactory results.

The QR method can be performed in a manner that will produce the eigenvectors of a matrix as well as its eigenvalues, but Algorithm 9.6 has not been designed to accomplish this. If the eigenvectors of a symmetric matrix are needed as well as the eigenvalues, we suggest either using the Inverse Power method after Algorithms 9.5 and 9.6 have been employed or using one of the more powerful techniques listed in [WR].

EXERCISE SET 9.4

1. Apply two iterations of the QR Algorithm to the following matrices.

a.
$$\begin{bmatrix} 2 & -1 & 0 \\ -1 & 2 & -1 \\ 0 & -1 & 2 \end{bmatrix}$$

b.
$$\begin{bmatrix} 3 & 1 & 0 \\ 1 & 4 & 2 \\ 0 & 2 & 1 \end{bmatrix}$$

c.
$$\begin{bmatrix} 4 & -1 & 0 \\ -1 & 3 & -1 \\ 0 & -1 & 2 \end{bmatrix}$$

d.
$$\begin{bmatrix} 1 & 1 & 0 & 0 \\ 1 & 2 & -1 & 0 \\ 0 & -1 & 3 & 1 \\ 0 & 0 & 1 & 4 \end{bmatrix}$$

e.
$$\begin{bmatrix} -2 & 1 & 0 & 0 \\ 1 & -3 & -1 & 0 \\ 0 & -1 & 1 & 1 \\ 0 & 0 & 1 & 3 \end{bmatrix}$$

f.
$$\begin{bmatrix} 0.5 & 0.25 & 0 & 0 \\ 0.25 & 0.8 & 0.4 & 0 \\ 0 & 0.4 & 0.6 & 0.1 \\ 0 & 0 & 0.1 & 1 \end{bmatrix}$$

2. Use the QR Algorithm to determine, to within 10^{-5} , all the eigenvalues of the following matrices.

a.
$$\begin{bmatrix} 2 & -1 & 0 \\ -1 & -1 & -2 \\ 0 & -2 & 3 \end{bmatrix}$$

b.
$$\begin{bmatrix} 3 & 1 & 0 \\ 1 & 4 & 2 \\ 0 & 2 & 3 \end{bmatrix}$$

c.
$$\begin{bmatrix} 4 & 2 & 0 & 0 & 0 \\ 2 & 4 & 2 & 0 & 0 \\ 0 & 2 & 4 & 2 & 0 \\ 0 & 0 & 2 & 4 & 2 \\ 0 & 0 & 0 & 2 & 4 \end{bmatrix}$$

d.
$$\begin{bmatrix} 5 & -1 & 0 & 0 & 0 \\ -1 & 4.5 & 0.2 & 0 & 0 \\ 0 & 0.2 & 1 & -0.4 & 0 \\ 0 & 0 & -0.4 & 3 & 1 \\ 0 & 0 & 0 & 1 & 3 \end{bmatrix}$$

3. Use the QR Algorithm to determine, to within 10^{-5} , all the eigenvalues for the matrices given in Exercise 1.
4. Use the Inverse Power method to determine, to within 10^{-5} , the eigenvectors of the matrices in Exercise 1.
5. a. Show that the rotation matrix $\begin{bmatrix} \cos \theta & -\sin \theta \\ \sin \theta & \cos \theta \end{bmatrix}$ applied to the vector $\mathbf{x} = (x_1, x_2)^t$ has the geometric effect of rotating \mathbf{x} through the angle θ without changing its magnitude with respect to $\|\cdot\|_2$.
- b. Show that the magnitude of \mathbf{x} with respect to $\|\cdot\|_\infty$ can be changed by a rotation matrix.
6. Let P be the rotation matrix with $p_{ii} = p_{jj} = \cos \theta$ and $p_{ij} = -p_{ji} = \sin \theta$, for $j < i$. Show that for any $n \times n$ matrix A :

$$(AP)_{pq} = \begin{cases} a_{pq}, & \text{if } q \neq i, j, \\ (\cos \theta)a_{pj} + (\sin \theta)a_{pi}, & \text{if } q = j, \\ (\cos \theta)a_{pi} - (\sin \theta)a_{pj}, & \text{if } q = i. \end{cases}$$

$$(PA)_{pq} = \begin{cases} a_{pq}, & \text{if } p \neq i, j, \\ (\cos \theta)a_{jq} - (\sin \theta)a_{iq}, & \text{if } p = j, \\ (\sin \theta)a_{jq} + (\cos \theta)a_{iq}, & \text{if } p = i. \end{cases}$$

7. Show that the product of an upper triangular matrix (on the left) and an upper Hessenberg matrix produces an upper Hessenberg matrix.
8. Let P_k denote a rotation matrix of the form given in (9.16).
 - a. Show that $P_2^t P_3^t$ differs from an upper triangular matrix only in at most the (2,1) and (3,2) positions.
 - b. Assume that $P_2^t P_3^t \cdots P_k^t$ differs from an upper triangular matrix only in at most the (2, 1), (3, 2), \dots , $(k, k-1)$ positions. Show that $P_2^t P_3^t \cdots P_k^t P_{k+1}^t$ differs from an upper triangular matrix only in at most the (2, 1), (3, 2), \dots , $(k, k-1)$, $(k+1, k)$ positions.
 - c. Show that the matrix $P_2^t P_3^t \cdots P_n^t$ is upper Hessenberg.
9. **Jacobi's method** for a symmetric matrix A is described by

$$A_1 = A,$$

$$A_2 = P_1 A_1 P_1^t$$

and, in general,

$$A_{i+1} = P_i A_i P_i^t.$$

The matrix A_{i+1} tends to a diagonal matrix, where P_i is a rotation matrix chosen to eliminate a large off-diagonal element in A_i . Suppose $a_{j,k}$ and $a_{k,j}$ are to be set to 0, where $j \neq k$. If $a_{jj} \neq a_{kk}$, then

$$(P_i)_{jj} = (P_i)_{kk} = \sqrt{\frac{1}{2} \left(1 + \frac{b}{\sqrt{c^2 + b^2}} \right)},$$

$$(P_i)_{kj} = \frac{c}{2(P_i)_{jj}\sqrt{c^2 + b^2}} = -(P_i)_{jk},$$

where

$$c = 2a_{jk} \operatorname{sgn}(a_{jj} - a_{kk}) \quad \text{and} \quad b = |a_{jj} - a_{kk}|,$$

or if $a_{jj} = a_{kk}$,

$$(P_i)_{jj} = (P_i)_{kk} = \frac{\sqrt{2}}{2}$$

and

$$(P_i)_{kj} = -(P_i)_{jk} = \frac{\sqrt{2}}{2}.$$

Develop an algorithm to implement Jacobi's method by setting $a_{21} = 0$. Then set a_{31} , a_{32} , a_{41} , a_{42} , a_{43} , \dots , $a_{n,1}$, \dots , $a_{n,n-1}$ in turn to zero. This is repeated until a matrix A_k is computed

with

$$\sum_{i=1}^n \sum_{\substack{j=1 \\ j \neq i}}^n |a_{ij}^{(k)}|$$

sufficiently small. The eigenvalues of A can then be approximated by the diagonal entries of A_k .

10. Repeat Exercise 3 using the Jacobi method.
11. In the lead example of this chapter, the linear system $A\mathbf{w} = -0.04(\rho/p)\lambda\mathbf{w}$ must be solved for \mathbf{w} and λ in order to approximate the eigenvalues λ_k of the Sturm-Liouville system.
 - a. Find all four eigenvalues μ_1, \dots, μ_4 of the matrix

$$A = \begin{bmatrix} 2 & -1 & 0 & 0 \\ -1 & 2 & -1 & 0 \\ 0 & -1 & 2 & -1 \\ 0 & 0 & -1 & 2 \end{bmatrix}$$

to within 10^{-5} .

- b. Approximate the eigenvalues $\lambda_1, \dots, \lambda_4$ of the system in terms of ρ and p .
12. The $(m - 1) \times (m - 1)$ tridiagonal matrix

$$A = \begin{bmatrix} 1 - 2\alpha & \alpha & 0 & \dots & 0 \\ \alpha & 1 - 2\alpha & \alpha & \dots & 0 \\ 0 & \dots & \dots & \dots & 0 \\ \vdots & & & & \alpha \\ 0 & \dots & 0 & \alpha & 1 - 2\alpha \end{bmatrix}$$

is involved in the Forward Difference method to solve the heat equation (see Section 12.2). For the stability of the method we need $\rho(A) < 1$. With $m = 11$, approximate the eigenvalues of A for each of the following.

- a. $\alpha = \frac{1}{4}$
- b. $\alpha = \frac{1}{2}$
- c. $\alpha = \frac{3}{4}$

When is the method stable?

13. The eigenvalues of the matrix A in Exercise 12 are

$$\lambda_i = 1 - 4\alpha \left(\sin \frac{\pi i}{2m} \right)^2, \quad \text{for } i = 1, \dots, m - 1.$$

Compare the approximations in Exercise 12 to the actual eigenvalues. Again, when is the method stable?

9.5 Survey of Methods and Software

This chapter discussed the approximation of eigenvalues and eigenvectors. The Gerschgorin circles give a crude approximation to the location of the eigenvalues of a matrix. The Power method can be used to find the dominant eigenvalue and an associated eigen-

vector for an arbitrary matrix A . If A is symmetric, the Symmetric Power method gives faster convergence to the dominant eigenvalue and an associated eigenvector. The Inverse Power method will find the eigenvalue closest to a given value and an associated eigenvector. This method is often used to refine an approximate eigenvalue and to compute an eigenvector once an eigenvalue has been found by some other technique.

Deflation methods, such as Wielandt deflation, obtain other eigenvalues once the dominant eigenvalue is known. These methods are used if only a few eigenvalues are required since they are susceptible to roundoff error. The Inverse Power method should be used to improve the accuracy of approximate eigenvalues obtained from a deflation technique.

Methods based on similarity transformations, such as Householder's method, are used to convert a symmetric matrix into a similar matrix that is tridiagonal (or upper Hessenberg if the matrix is not symmetric). Techniques such as the QR method can then be applied to the tridiagonal (or upper-Hessenberg) matrix to obtain approximations to all the eigenvalues. The associated eigenvectors can be found by using an iterative method, such as the Inverse Power method, or by modifying the QR method to include the approximation of eigenvectors. We restricted our study to symmetric matrices and presented the QR method only to compute eigenvalues for the symmetric case.

The subroutines in the IMSL and NAG libraries are based on those contained in EISPACK and LAPACK, packages that were discussed in Section 1.4. In general, the subroutines transform a matrix into the appropriate form for the QR method or one of its modifications, such as the QL method. The subroutines approximate all the eigenvalues and can approximate an associated eigenvector for each eigenvalue. There are special routines that find all the eigenvalues within an interval or region or that find only the largest or smallest eigenvalue. Subroutines are also available to determine the accuracy of the eigenvalue approximation and the sensitivity of the process to roundoff error.

The LAPACK routine SGEBAL prepares a real nonsymmetric matrix A for further processing. It tries to use permutation matrices to transform A to a similar block upper triangular form. Similarity transformations are used to balance the rows and columns in norm. The routine SGEHRD can then be used to convert A to a similar upper Hessenberg matrix H . The matrix H is then reduced via SHSEQR to Schur form STS' , where S is orthogonal and the diagonal of T holds the eigenvalues of A . STREVC can then be used to obtain the corresponding eigenvectors.

The LAPACK routine SSYTRD is used to reduce a real symmetric matrix A to a similar tridiagonal matrix via Householder's method. The routine SSTEQR uses an implicit shifted QR algorithm to obtain all the eigenvalues and eigenvectors of A .

The IMSL subroutine EVLRG produces all eigenvalues of A in increasing order of magnitude. This subroutine first balances the matrix A using a version of the EISPACK routine BALANC, so that the sums of the magnitudes of the entries in each row and in each column are approximately the same. This leads to greater stability in the ensuing computations. EVLRG next performs orthogonal similarity transformations, such as in Householder's method, to reduce A to a similar upper Hessenberg matrix. This portion is similar to the EISPACK subroutine ORTHES. Finally, the shifted QR algorithm is performed to obtain all the eigenvalues. This part is similar to the subroutine HQR in EISPACK. The IMSL subroutine EVCRG is the same as EVLRG, except that corresponding eigenvectors are computed. The subroutine EVLSF computes the eigenvalues of the real symmetric matrix A . The matrix A is first reduced to tridiagonal form using a modification of the EISPACK routine TRED2. Then the eigenvalues are computed using a modification of the

EISPACK routine `IMTQL2`, which is a variation of the QR method called the implicit QL method. The subroutine `EVCSF` is the same as `EVLSF` except that the eigenvectors are also calculated. Finally, `EVLRH` and `EVCRH` compute all eigenvalues of the upper Hessenberg matrix A and, additionally, `EVCRH` computes the eigenvectors. These subroutines are based on the subroutines `HQR` and `HQR2`, respectively, in EISPACK.

The NAG library has similar subroutines based on the EISPACK routines. The subroutine `F02EBF` computes the eigenvalues of a real matrix and, optionally, the eigenvectors. The matrix is first balanced and then is reduced to upper-Hessenberg form for the QR method. If only the eigenvalues are required, then the algorithm uses a Hessenberg QR method to compute the eigenvalues; if the eigenvectors are also required, then a Schur factorization is used. The subroutine `F02FAF` is used on a real symmetric matrix to compute the eigenvalues in increasing order of magnitude and optionally the eigenvectors. The subroutine first reduces the matrix to tridiagonal form using Householder's method. The eigenvalues are then computed using a variant of the symmetric tridiagonal QR algorithm. The subroutine `F08FEF` implements Householder's algorithm directly for symmetric matrices to produce a similar tridiagonal symmetric matrix. Routines are also available in the NAG library for directly balancing real matrices, recovering eigenvectors if a matrix was first balanced, and performing other operations on special types of matrices.

The Maple procedure `Eigenvals(A)`; computes the eigenvalues of A by first balancing and then transforming A to upper Hessenberg form. The QR method is then applied to obtain all eigenvalues and eigenvectors. The tridiagonal form, as in Algorithm 9.6, is used for a symmetric matrix.

The MATLAB procedure `eig` computes the eigenvalues and, optionally, eigenvectors of A by using the EISPACK routines. It uses `BALANC` to balance the matrix, `ORTHES` to transform the matrix to upper Hessenberg, and finally a modified `HQR2` routine to find the eigenvalues and, optionally, the eigenvectors of a real upper Hessenberg matrix by the QR method. MATLAB also has a procedure `eigs` that computes a selected number of eigenvalues and eigenvectors. The procedure `eigs` is based on the implicitly restarted Arnoldi method by Sorensen [So]. The software package contained in Netlib, `ARPACK` [ARP] to solve large sparse eigenvalue problems, is also based on the implicitly restarted Arnoldi method. The implicitly restarted Arnoldi method is a Krylov subspace method that finds a sequence of Krylov subspaces that converge to a subspace containing the eigenvalues.

The books by Wilkinson [Wil2] and Wilkinson and Reinsch [WR] are classics in the study of eigenvalue problems. Stewart [Stew2] is also a good source of information on the general problem, and Parlett [Par] considers the symmetric problem. A study of the nonsymmetric problem can be found in Saad [Sa1].

Numerical Solutions of Nonlinear Systems of Equations

■ ■ ■

The amount of pressure required to sink a large heavy object into soft, homogeneous soil lying above a hard base soil can be predicted by the amount of pressure required to sink smaller objects in the same soil. Specifically, the amount of pressure p to sink a circular plate of radius r a distance d in the soft soil, where the hard base soil lies a distance $D > d$ below the surface, can be approximated by an equation of the form

$$p = k_1 e^{k_2 r} + k_3 r,$$

where k_1 , k_2 , and k_3 are constants depending on d and the consistency of the soil, but not on the radius of the plate.



To determine the minimal size of plate required to sustain a large load, three small plates with differing radii are sunk to the same distance, and the loads required for this sinkage are recorded, as shown in the accompanying figure.

This produces the three nonlinear equations

$$m_1 = k_1 e^{k_2 r_1} + k_3 r_1,$$

$$m_2 = k_1 e^{k_2 r_2} + k_3 r_2,$$

$$m_3 = k_1 e^{k_2 r_3} + k_3 r_3,$$



in the three unknowns k_1 , k_2 , and k_3 . Numerical approximation methods are usually needed for solving systems of equations when the equations are nonlinear. Exercise 10 of Section 10.2 concerns an application of the type described here.

Solving a system of nonlinear equations is a problem that is avoided when possible, customarily by approximating the nonlinear system by a system of linear equations. When this is unsatisfactory, the problem must be tackled directly. The most straightforward approach is to adapt the methods from Chapter 2, which approximate the solutions of a single nonlinear equation in one variable, to apply when the single-variable problem is replaced by a vector problem that incorporates all the variables.

The principal tool in Chapter 2 was Newton's method, a technique that is generally quadratically convergent. This is the first technique we modify to solve systems of nonlinear equations. Newton's method, as modified for systems of equations, is quite costly to apply, so in Section 10.3 we describe how a modified Secant method can be used to obtain approximations more easily, although with a loss of the extremely rapid convergence that Newton's method provides.

Section 10.4 describes the method of Steepest Descent. It is only linearly convergent, but it does not require the accurate starting approximations needed for more rapidly converging techniques. It is often used to find a good initial approximation for Newton's method or one of its modifications.

In Section 10.5, we give an introduction to continuation methods, which use a parameter to move from a problem with an easily determined solution to the solution of the original nonlinear problem.

Most of the proofs of the theoretical results in this chapter are omitted since they involve methods that are usually studied in advanced calculus. A good general reference for this material is Ortega's book entitled *Numerical Analysis—A Second Course* [Or2]. A more complete reference is [OR].

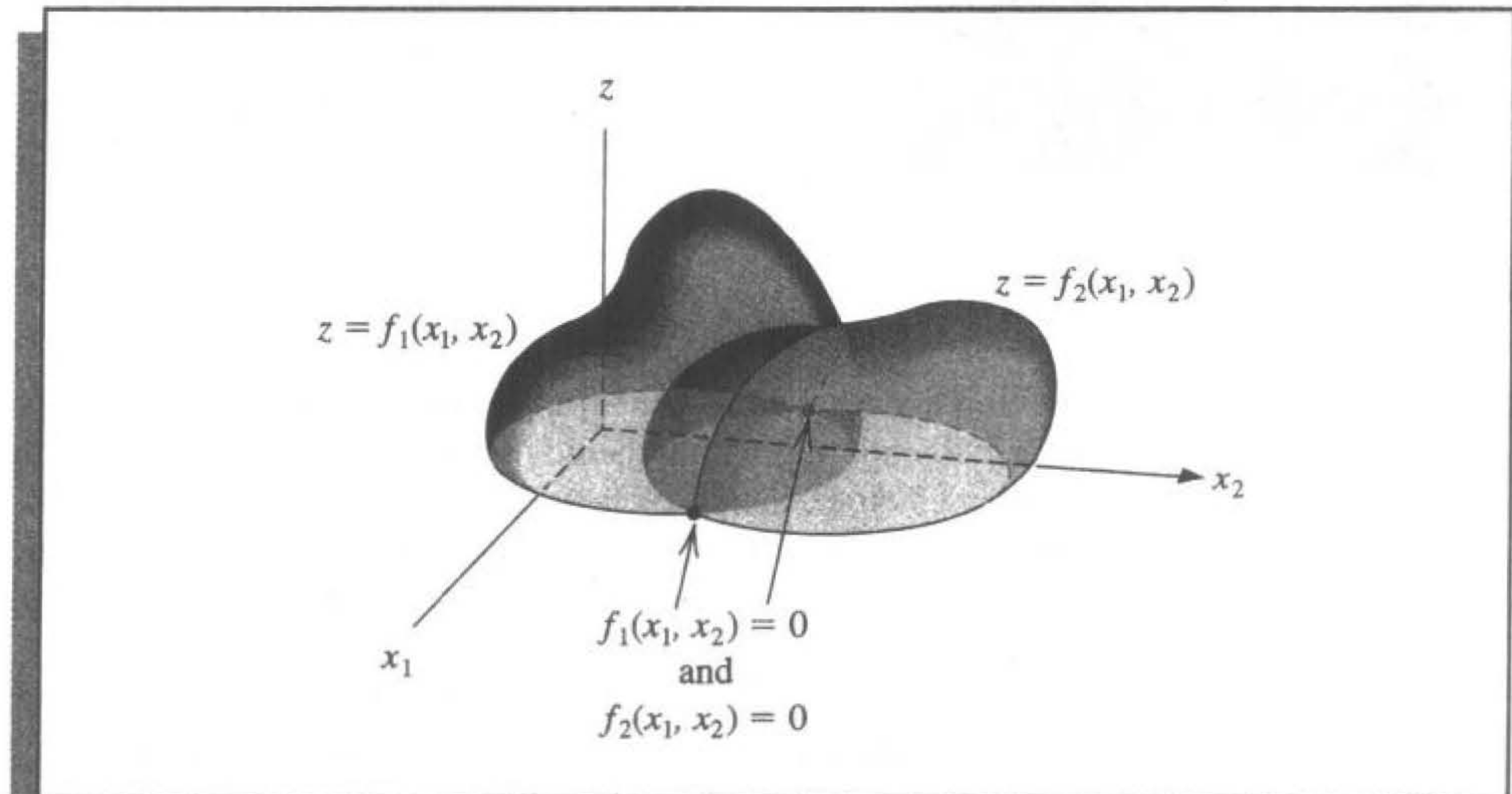
10.1 Fixed Points for Functions of Several Variables

A system of nonlinear equations has the form

$$\begin{aligned} f_1(x_1, x_2, \dots, x_n) &= 0, \\ f_2(x_1, x_2, \dots, x_n) &= 0, \\ &\vdots \\ f_n(x_1, x_2, \dots, x_n) &= 0, \end{aligned} \tag{10.1}$$

where each function f_i can be thought of as mapping a vector $\mathbf{x} = (x_1, x_2, \dots, x_n)^t$ of the n -dimensional space \mathbb{R}^n into the real line \mathbb{R} . A geometric representation of a nonlinear system when $n = 2$ is given in Figure 10.1.

Figure 10.1



This system of n nonlinear equations in n unknowns can also be represented by defining a function \mathbf{F} mapping \mathbb{R}^n into \mathbb{R}^n as

$$\mathbf{F}(x_1, x_2, \dots, x_n) = (f_1(x_1, x_2, \dots, x_n), f_2(x_1, x_2, \dots, x_n), \dots, f_n(x_1, x_2, \dots, x_n))^t.$$

If vector notation is used to represent the variables x_1, x_2, \dots, x_n , system (10.1) assumes the form

$$\mathbf{F}(\mathbf{x}) = \mathbf{0}. \tag{10.2}$$

The functions f_1, f_2, \dots, f_n are the **coordinate functions** of \mathbf{F} .

EXAMPLE 1 The 3×3 nonlinear system

$$3x_1 - \cos(x_2x_3) - \frac{1}{2} = 0,$$

$$\begin{aligned}x_1^2 - 81(x_2 + 0.1)^2 + \sin x_3 + 1.06 &= 0, \\e^{-x_1 x_2} + 20x_3 + \frac{10\pi - 3}{3} &= 0\end{aligned}$$

can be placed in the form (10.2) by defining the three coordinate functions f_1 , f_2 , and f_3 from \mathbb{R}^3 to \mathbb{R} as

$$\begin{aligned}f_1(x_1, x_2, x_3) &= 3x_1 - \cos(x_2 x_3) - \frac{1}{2}, \\f_2(x_1, x_2, x_3) &= x_1^2 - 81(x_2 + 0.1)^2 + \sin x_3 + 1.06, \\f_3(x_1, x_2, x_3) &= e^{-x_1 x_2} + 20x_3 + \frac{10\pi - 3}{3},\end{aligned}$$

and then defining \mathbf{F} from $\mathbb{R}^3 \rightarrow \mathbb{R}^3$ by

$$\begin{aligned}\mathbf{F}(\mathbf{x}) &= \mathbf{F}(x_1, x_2, x_3) \\&= (f_1(x_1, x_2, x_3), f_2(x_1, x_2, x_3), f_3(x_1, x_2, x_3))^t \\&= \left(3x_1 - \cos(x_2 x_3) - \frac{1}{2}, x_1^2 - 81(x_2 + 0.1)^2 + \sin x_3 + 1.06, \right. \\&\quad \left. e^{-x_1 x_2} + 20x_3 + \frac{10\pi - 3}{3} \right)^t.\end{aligned}$$

Before discussing the solution of a system given in the form (10.1) or (10.2), we need some results concerning continuity and differentiability of functions from \mathbb{R}^n into \mathbb{R}^n . Although this study could be presented directly (see Exercise 10), we use an alternative method that allows us to present the more theoretically difficult concepts of limits and continuity in terms of functions from \mathbb{R}^n into \mathbb{R} .

Definition 10.1 Let f be a function defined on a set $D \subset \mathbb{R}^n$ and mapping into \mathbb{R} . The function f is said to have the **limit** L at \mathbf{x}_0 , written

$$\lim_{\mathbf{x} \rightarrow \mathbf{x}_0} f(\mathbf{x}) = L,$$

if, given any number $\varepsilon > 0$, a number $\delta > 0$ exists with

$$|f(\mathbf{x}) - L| < \varepsilon,$$

whenever $\mathbf{x} \in D$ and

$$0 < \|\mathbf{x} - \mathbf{x}_0\| < \delta.$$

The existence of a limit is independent of the particular vector norm being used, as discussed in Section 7.1. Any convenient norm can be used to satisfy the condition in this definition. The specific value of δ will depend on the norm chosen, but the existence of a δ is independent of the norm.

Definition 10.2 Let f be a function from a set $D \subset \mathbb{R}^n$ into \mathbb{R} . The function f is **continuous** at $\mathbf{x}_0 \in D$ provided $\lim_{\mathbf{x} \rightarrow \mathbf{x}_0} f(\mathbf{x})$ exists and

$$\lim_{\mathbf{x} \rightarrow \mathbf{x}_0} f(\mathbf{x}) = f(\mathbf{x}_0).$$

Moreover, f is **continuous** on a set D if f is continuous at every point of D . This concept is expressed by writing $f \in C(D)$. ■

We can now define the limit and continuity concepts for functions from \mathbb{R}^n into \mathbb{R}^n by considering the coordinate functions from \mathbb{R}^n into \mathbb{R} .

Definition 10.3 Let \mathbf{F} be a function from $D \subset \mathbb{R}^n$ into \mathbb{R}^n of the form

$$\mathbf{F}(\mathbf{x}) = (f_1(\mathbf{x}), f_2(\mathbf{x}), \dots, f_n(\mathbf{x}))',$$

where f_i is a mapping from \mathbb{R}^n into \mathbb{R} for each i . We define

$$\lim_{\mathbf{x} \rightarrow \mathbf{x}_0} \mathbf{F}(\mathbf{x}) = \mathbf{L} = (L_1, L_2, \dots, L_n)',$$

if and only if $\lim_{\mathbf{x} \rightarrow \mathbf{x}_0} f_i(\mathbf{x}) = L_i$, for each $i = 1, 2, \dots, n$. ■

The function \mathbf{F} is *continuous* at $\mathbf{x}_0 \in D$ provided $\lim_{\mathbf{x} \rightarrow \mathbf{x}_0} \mathbf{F}(\mathbf{x})$ exists and $\lim_{\mathbf{x} \rightarrow \mathbf{x}_0} \mathbf{F}(\mathbf{x}) = \mathbf{F}(\mathbf{x}_0)$. In addition, \mathbf{F} is continuous on the set D if \mathbf{F} is continuous at each \mathbf{x} in D . This concept is expressed by writing $\mathbf{F} \in C(D)$.

For functions from \mathbb{R} into \mathbb{R} , continuity can often be shown by demonstrating that the function is differentiable (see Theorem 1.6). Although this theorem generalizes to functions of several variables, the derivative (or total derivative) of a function of several variables is quite involved and will not be presented here. Instead we state the following theorem, which relates the continuity of a function of n variables at a point to the partial derivatives of the function at the point.

Theorem 10.4 Let f be a function from $D \subset \mathbb{R}^n$ into \mathbb{R} and $\mathbf{x}_0 \in D$. If constants $\delta > 0$ and $K > 0$ exist so that whenever $\|\mathbf{x} - \mathbf{x}_0\| < \delta$ and $\mathbf{x} \in D$, we have

$$\left| \frac{\partial f(\mathbf{x})}{\partial x_j} \right| \leq K, \quad \text{for each } j = 1, 2, \dots, n,$$

then f is continuous at \mathbf{x}_0 . ■

In Chapter 2, an iterative process for solving an equation $f(x) = 0$ was developed by first transforming the equation into the fixed-point form $x = g(x)$. A similar procedure will be investigated for functions from \mathbb{R}^n into \mathbb{R}^n .

Definition 10.5 A function \mathbf{G} from $D \subset \mathbb{R}^n$ into \mathbb{R}^n has a **fixed point** at $\mathbf{p} \in D$ if $\mathbf{G}(\mathbf{p}) = \mathbf{p}$. ■

The following theorem extends the Fixed-Point Theorem 2.3 to the n -dimensional case. This theorem is a special case of the Contraction Mapping Theorem, and its proof can be found in [Or2, p. 153].

Theorem 10.6

Let $D = \{ (x_1, x_2, \dots, x_n)^t \mid a_i \leq x_i \leq b_i, \text{ for each } i = 1, 2, \dots, n \}$ for some collection of constants a_1, a_2, \dots, a_n and b_1, b_2, \dots, b_n . Suppose \mathbf{G} is a continuous function from $D \subset \mathbb{R}^n$ into \mathbb{R}^n with the property that $\mathbf{G}(\mathbf{x}) \in D$ whenever $\mathbf{x} \in D$. Then \mathbf{G} has a fixed point in D .

Suppose, in addition, that all the component functions of \mathbf{G} have continuous partial derivatives and a constant $K < 1$ exists with

$$\left| \frac{\partial g_i(\mathbf{x})}{\partial x_j} \right| \leq \frac{K}{n}, \quad \text{whenever } \mathbf{x} \in D,$$

for each $j = 1, 2, \dots, n$ and each component function g_i . Then the sequence $\{\mathbf{x}^{(k)}\}_{k=0}^{\infty}$ defined by an arbitrarily selected $\mathbf{x}^{(0)}$ in D and generated by

$$\mathbf{x}^{(k)} = \mathbf{G}(\mathbf{x}^{(k-1)}), \quad \text{for each } k \geq 1,$$

converges to the unique fixed point $\mathbf{p} \in D$ and

$$\|\mathbf{x}^{(k)} - \mathbf{p}\|_{\infty} \leq \frac{K^k}{1-K} \|\mathbf{x}^{(1)} - \mathbf{x}^{(0)}\|_{\infty}. \quad (10.3)$$

■

EXAMPLE 2

Consider the nonlinear system from Example 1 given by

$$\begin{aligned} 3x_1 - \cos(x_2x_3) - \frac{1}{2} &= 0, \\ x_1^2 - 81(x_2 + 0.1)^2 + \sin x_3 + 1.06 &= 0, \\ e^{-x_1x_2} + 20x_3 + \frac{10\pi - 3}{3} &= 0. \end{aligned}$$

If the i th equation is solved for x_i , the system is changed into the fixed-point problem

$$\begin{aligned} x_1 &= \frac{1}{3} \cos(x_2x_3) + \frac{1}{6}, \\ x_2 &= \frac{1}{9} \sqrt{x_1^2 + \sin x_3 + 1.06} - 0.1, \\ x_3 &= -\frac{1}{20} e^{-x_1x_2} - \frac{10\pi - 3}{60}. \end{aligned} \quad (10.4)$$

Let $\mathbf{G} : \mathbb{R}^3 \rightarrow \mathbb{R}^3$ be defined by $\mathbf{G}(\mathbf{x}) = (g_1(\mathbf{x}), g_2(\mathbf{x}), g_3(\mathbf{x}))^t$, where

$$\begin{aligned} g_1(x_1, x_2, x_3) &= \frac{1}{3} \cos(x_2x_3) + \frac{1}{6}, \\ g_2(x_1, x_2, x_3) &= \frac{1}{9} \sqrt{x_1^2 + \sin x_3 + 1.06} - 0.1, \\ g_3(x_1, x_2, x_3) &= -\frac{1}{20} e^{-x_1x_2} - \frac{10\pi - 3}{60}. \end{aligned}$$

Theorems 10.4 and 10.6 will be used to show that \mathbf{G} has a unique fixed point in

$$D = \{(x_1, x_2, x_3)^t \mid -1 \leq x_i \leq 1, \text{ for each } i = 1, 2, 3\}.$$

For $\mathbf{x} = (x_1, x_2, x_3)^t$ in D ,

$$|g_1(x_1, x_2, x_3)| \leq \frac{1}{3} |\cos(x_2 x_3)| + \frac{1}{6} \leq 0.50,$$

$$|g_2(x_1, x_2, x_3)| = \left| \frac{1}{9} \sqrt{x_1^2 + \sin x_3 + 1.06} - 0.1 \right| \leq \frac{1}{9} \sqrt{1 + \sin 1 + 1.06} - 0.1 < 0.09,$$

and

$$|g_3(x_1, x_2, x_3)| = \frac{1}{20} e^{-x_1 x_2} + \frac{10\pi - 3}{60} \leq \frac{1}{20} e + \frac{10\pi - 3}{60} < 0.61;$$

so $-1 \leq g_i(x_1, x_2, x_3) \leq 1$, for each $i = 1, 2, 3$. Thus, $\mathbf{G}(\mathbf{x}) \in D$ whenever $\mathbf{x} \in D$.

Finding bounds for the partial derivatives on D gives

$$\left| \frac{\partial g_1}{\partial x_1} \right| = 0, \quad \left| \frac{\partial g_2}{\partial x_2} \right| = 0, \quad \text{and} \quad \left| \frac{\partial g_3}{\partial x_3} \right| = 0,$$

as well as

$$\left| \frac{\partial g_1}{\partial x_2} \right| \leq \frac{1}{3} |x_3| \cdot |\sin x_2 x_3| \leq \frac{1}{3} \sin 1 < 0.281,$$

$$\left| \frac{\partial g_1}{\partial x_3} \right| \leq \frac{1}{3} |x_2| \cdot |\sin x_2 x_3| \leq \frac{1}{3} \sin 1 < 0.281,$$

$$\left| \frac{\partial g_2}{\partial x_1} \right| = \frac{|x_1|}{9\sqrt{x_1^2 + \sin x_3 + 1.06}} < \frac{1}{9\sqrt{0.218}} < 0.238,$$

$$\left| \frac{\partial g_2}{\partial x_3} \right| = \frac{|\cos x_3|}{18\sqrt{x_1^2 + \sin x_3 + 1.06}} < \frac{1}{18\sqrt{0.218}} < 0.119,$$

$$\left| \frac{\partial g_3}{\partial x_1} \right| = \frac{|x_2|}{20} e^{-x_1 x_2} \leq \frac{1}{20} e < 0.14,$$

and

$$\left| \frac{\partial g_3}{\partial x_2} \right| = \frac{|x_1|}{20} e^{-x_1 x_2} \leq \frac{1}{20} e < 0.14.$$

Since the partial derivatives of g_1 , g_2 , and g_3 are bounded on D , Theorem 10.4 implies that these functions are continuous on D . Consequently, \mathbf{G} is continuous on D . Moreover, for every $\mathbf{x} \in D$,

$$\left| \frac{\partial g_i(\mathbf{x})}{\partial x_j} \right| \leq 0.281, \quad \text{for each } i = 1, 2, 3 \quad \text{and} \quad j = 1, 2, 3,$$

and the condition in the second part of Theorem 10.6 holds with $K = 3(0.281) = 0.843$.

In the same manner it can also be shown that $\partial g_i/\partial x_j$ is continuous on D for each $i = 1, 2, 3$ and $j = 1, 2, 3$. (This is considered in Exercise 3.) Consequently, \mathbf{G} has a unique fixed point in D , and the nonlinear system has a solution in D .

Note that \mathbf{G} having a unique fixed point in D does not imply that the solution to the original system is unique on this domain, since the solution for x_2 in (10.4) involved the choice of the principal square root. Exercise 7(d) examines the situation that occurs if, instead, the negative square root is chosen in this step.

To approximate the fixed point \mathbf{p} , we choose $\mathbf{x}^{(0)} = (0.1, 0.1, -0.1)^t$. The sequence of vectors generated by

$$\begin{aligned} x_1^{(k)} &= \frac{1}{3} \cos x_2^{(k-1)} x_3^{(k-1)} + \frac{1}{6}, \\ x_2^{(k)} &= \frac{1}{9} \sqrt{\left(x_1^{(k-1)}\right)^2 + \sin x_3^{(k-1)} + 1.06} - 0.1, \\ x_3^{(k)} &= -\frac{1}{20} e^{-x_1^{(k-1)} x_2^{(k-1)}} - \frac{10\pi - 3}{60} \end{aligned}$$

converges to the unique solution of (10.4). The results in Table 10.1 were generated until

$$\|\mathbf{x}^{(k)} - \mathbf{x}^{(k-1)}\|_{\infty} < 10^{-5}.$$

Table 10.1

k	$x_1^{(k)}$	$x_2^{(k)}$	$x_3^{(k)}$	$\ \mathbf{x}^{(k)} - \mathbf{x}^{(k-1)}\ _{\infty}$
0	0.10000000	0.10000000	-0.10000000	
1	0.49998333	0.00944115	-0.52310127	0.423
2	0.49999593	0.00002557	-0.52336331	9.4×10^{-3}
3	0.50000000	0.00001234	-0.52359814	2.3×10^{-4}
4	0.50000000	0.00000003	-0.52359847	1.2×10^{-5}
5	0.50000000	0.00000002	-0.52359877	3.1×10^{-7}

Using the error bound (10.3) with $K = 0.843$ gives

$$\|\mathbf{x}^{(5)} - \mathbf{p}\|_{\infty} \leq \frac{(0.843)^5}{1 - 0.843} (0.423) < 1.15,$$

which does not indicate the true accuracy of $\mathbf{x}^{(5)}$ because of the inaccurate initial approximation. The actual solution is

$$\mathbf{p} = \left(0.5, 0, -\frac{\pi}{6}\right)^t \approx (0.5, 0, -0.5235987757)^t,$$

so the true error is

$$\|\mathbf{x}^{(5)} - \mathbf{p}\|_{\infty} \leq 2 \times 10^{-8}.$$

One way to accelerate convergence of the fixed-point iteration is to use the latest estimates $x_1^{(k)}, \dots, x_{i-1}^{(k)}$ instead of $x_1^{(k-1)}, \dots, x_{i-1}^{(k-1)}$ to compute $x_i^{(k)}$, as in the Gauss-Seidel method for linear systems. The component equations then become

$$\begin{aligned}x_1^{(k)} &= \frac{1}{3} \cos(x_2^{(k-1)} x_3^{(k-1)}) + \frac{1}{6}, \\x_2^{(k)} &= \frac{1}{9} \sqrt{(x_1^{(k)})^2 + \sin x_3^{(k-1)}} + 1.06 - 0.1, \\x_3^{(k)} &= -\frac{1}{20} e^{-x_1^{(k)} x_2^{(k)}} - \frac{10\pi - 3}{60}.\end{aligned}$$

With $\mathbf{x}^{(0)} = (0.1, 0.1, -0.1)^t$, the results of these calculations are listed in Table 10.2.

The iterate $\mathbf{x}^{(4)}$ is accurate to within 10^{-7} in the l_∞ norm; so the convergence was indeed accelerated for this problem by using the Gauss-Seidel method. However, this method does not *always* accelerate the convergence. ■

Table 10.2

k	$x_1^{(k)}$	$x_2^{(k)}$	$x_3^{(k)}$	$\ \mathbf{x}^{(k)} - \mathbf{x}^{(k-1)}\ _\infty$
0	0.10000000	0.10000000	-0.10000000	
1	0.49998333	0.02222979	-0.52304613	0.423
2	0.49997747	0.00002815	-0.52359807	2.2×10^{-2}
3	0.50000000	0.00000004	-0.52359877	2.8×10^{-5}
4	0.50000000	0.00000000	-0.52359877	3.8×10^{-8}

Maple provides the function `fsolve` to solve systems of equations. The fixed-point problem of Example 2 can be solved with the following commands:

```
>g1:=x1=(2*cos(x2*x3)+1)/6:
>g2:=x2=sqrt(x1^2+sin(x3)+1.06)/9-0.1:
>g3:=x3=-(3*exp(-x1*x2)+10*Pi-3)/60:
>fsolve({g1,g2,g3},{x1,x2,x3},{x1=-1..1,x2=-1..1,x3=-1..1});
```

The first three commands define the system, and the last command invokes the procedure `fsolve`. The answer displayed is

$$\{x_3 = -.5235987758, x_1 = .5000000000, x_2 = -.2102454409 \cdot 10^{-10}\}$$

In general, `fsolve(eqns, vars, options)` solves the system of equations represented by the parameter `eqns` for the variables represented by the parameter `vars` under optional parameters represented by `options`. Under `options` we specify a region in which the routine is required to search for a solution. This specification is not mandatory, and Maple determines its own search space if the options are omitted.

EXERCISE SET 10.1

1. Show that the function $\mathbf{F} : \mathbb{R}^3 \rightarrow \mathbb{R}^3$ defined by

$$\mathbf{F}(x_1, x_2, x_3) = (x_1 + 2x_3, x_1 \cos x_2, x_2^2 + x_3)'$$

is a continuous at each point of \mathbb{R}^3 .

2. Give an example of a function $\mathbf{F} : \mathbb{R}^2 \rightarrow \mathbb{R}^2$ that is continuous at each point of \mathbb{R}^2 , except at $(1, 0)$.
3. Show that the first partial derivatives in Example 2 are continuous on D .
4. The nonlinear system

$$-x_1(x_1 + 1) + 2x_2 = 18,$$

$$(x_1 - 1)^2 + (x_2 - 6)^2 = 25$$

has two solutions.

- a. Approximate the solutions graphically.
- b. Use the approximations from part (a) as initial approximations for an appropriate function iteration, and determine the solutions to within 10^{-5} in the l_∞ norm.
5. The nonlinear system

$$x_1^2 - 10x_1 + x_2^2 + 8 = 0,$$

$$x_1x_2^2 + x_1 - 10x_2 + 8 = 0$$

can be transformed into the fixed-point problem

$$x_1 = g_1(x_1, x_2) = \frac{x_1^2 + x_2^2 + 8}{10},$$

$$x_2 = g_2(x_1, x_2) = \frac{x_1x_2^2 + x_1 + 8}{10}.$$

- a. Use Theorem 10.6 to show that $\mathbf{G} = (g_1, g_2)'$ mapping $D \subset \mathbb{R}^2$ into \mathbb{R}^2 has a unique fixed point in

$$D = \{(x_1, x_2)' \mid 0 \leq x_1, x_2 \leq 1.5\}.$$

- b. Apply functional iteration to approximate the solution.
- c. Does the Gauss-Seidel method accelerate convergence?
6. The nonlinear system

$$5x_1^2 - x_2^2 = 0,$$

$$x_2 - 0.25(\sin x_1 + \cos x_2) = 0$$

has a solution near $(\frac{1}{4}, \frac{1}{4})'$.

- a. Find a function \mathbf{G} and a set D in \mathbb{R}^2 such that $\mathbf{G} : D \rightarrow \mathbb{R}^2$ and \mathbf{G} has a unique fixed point in D .
- b. Apply functional iteration to approximate the solution to within 10^{-5} in the l_∞ norm.
- c. Does the Gauss-Seidel method accelerate convergence?

7. Use Theorem 10.6 to show that $\mathbf{G} : D \subset \mathbb{R}^3 \rightarrow \mathbb{R}^3$ has a unique fixed point in D . Apply functional iteration to approximate the solution to within 10^{-5} , using $\|\cdot\|_\infty$.

$$\text{a. } \mathbf{G}(x_1, x_2, x_3) = \left(\frac{\cos(x_2, x_3) + 0.5}{3}, \frac{1}{25} \sqrt{x_1^2 + 0.3125} - 0.03, \right. \\ \left. - \frac{1}{20} e^{-x_1 x_2} - \frac{10\pi - 3}{60} \right)';$$

$$D = \{(x_1, x_2, x_3)' \mid -1 \leq x_i \leq 1, i = 1, 2, 3\}$$

$$\text{b. } \mathbf{G}(x_1, x_2, x_3) = \left(\frac{13 - x_2^2 + 4x_3}{15}, \frac{11 + x_3 - x_1^2}{10}, \frac{22 + x_2^3}{25} \right)';$$

$$D = \{(x_1, x_2, x_3)' \mid 0 \leq x_i \leq 1.5, i = 1, 2, 3\}$$

$$\text{c. } \mathbf{G}(x_1, x_2, x_3) = (1 - \cos(x_1 x_2 x_3), 1 - (1 - x_1)^{1/4} - 0.05x_3^2 + 0.15x_3, x_1^2 \\ + 0.1x_2^2 - 0.01x_2 + 1)';$$

$$D = \{(x_1, x_2, x_3)' \mid -0.1 \leq x_1 \leq 0.1, -0.1 \leq x_2 \leq 0.3, 0.5 \leq x_3 \leq 1.1\}$$

$$\text{d. } \mathbf{G}(x_1, x_2, x_3) = \left(\frac{1}{3} \cos(x_2, x_3) + \frac{1}{6}, -\frac{1}{9} \sqrt{x_1^2 + \sin x_3} + 1.06 - 0.1, \right. \\ \left. - \frac{1}{20} e^{-x_1 x_2} - \frac{10\pi - 3}{60} \right)';$$

$$D = \{(x_1, x_2, x_3)' \mid -1 \leq x_i \leq 1, i = 1, 2, 3\}$$

8. Use the Gauss-Seidel method to approximate the fixed points in Exercise 7 to within 10^{-5} , using $\|\cdot\|_\infty$.
9. Use functional iteration to find solutions to the following nonlinear systems, accurate to within 10^{-5} , using $\|\cdot\|_\infty$.

$$\text{a. } x_2^2 + x_2^2 - x_1 = 0$$

$$x_1^2 - x_2^2 - x_2 = 0.$$

$$\text{b. } 3x_1^2 - x_2^2 = 0,$$

$$3x_1 x_2^2 - x_1^3 - 1 = 0.$$

$$\text{c. } x_1^2 + x_2 - 37 = 0,$$

$$x_1 - x_2^2 - 5 = 0,$$

$$x_1 + x_2 + x_3 - 3 = 0.$$

$$\text{d. } x_1^2 + 2x_2^2 - x_2 - 2x_3 = 0,$$

$$x_1^2 - 8x_2^2 + 10x_3 = 0,$$

$$\frac{x_1^2}{7x_2 x_3} - 1 = 0.$$

10. Show that a function \mathbf{F} mapping $D \subset \mathbb{R}^n$ into \mathbb{R}^n is continuous at $\mathbf{x}_0 \in D$ precisely when, given any number $\varepsilon > 0$, a number $\delta > 0$ can be found with property that for any vector norm $\|\cdot\|$,

$$\|\mathbf{F}(\mathbf{x}) - \mathbf{F}(\mathbf{x}_0)\| < \varepsilon,$$

whenever $\mathbf{x} \in D$ and $\|\mathbf{x} - \mathbf{x}_0\| < \delta$.

11. In Exercise 8 of Section 5.9, we considered the problem of predicting the population of two species that compete for the same food supply. In the problem, we made the assumption that the populations could be predicted by solving the system of equations

$$\frac{dx_1(t)}{dt} = x_1(t)(4 - 0.0003x_1(t) - 0.0004x_2(t))$$

and

$$\frac{dx_2(t)}{dt} = x_2(t)(2 - 0.0002x_1(t) - 0.0001x_2(t)).$$

In this exercise, we would like to consider the problem of determining equilibrium populations of the two species. The mathematical criteria that must be satisfied in order for the populations to be at equilibrium is that, simultaneously,

$$\frac{dx_1(t)}{dt} = 0 \quad \text{and} \quad \frac{dx_2(t)}{dt} = 0.$$

This occurs when the first species is extinct and the second species has a population of 20,000 or when the second species is extinct and the first species has a population of 13,333. Can an equilibrium occur in any other situation?

10.2 Newton's Method

The problem in Example 2 of the previous section is transformed into a convergent fixed-point problem by algebraically solving the three equations for the three variables x_1 , x_2 , and x_3 . It is, however, rather unusual for this technique to be successful. In this section, we consider an algorithmic procedure to perform the transformation in a more general situation.

To construct the algorithm that led to an appropriate fixed-point method in the one-dimensional case, we found a function ϕ with the property that

$$g(x) = x - \phi(x)f(x)$$

gives quadratic convergence to the fixed point p of the function g (see Section 2.4). From this condition Newton's method evolved by choosing $\phi(x) = 1/f'(x)$, assuming that $f'(x) \neq 0$.

Using a similar approach in the n -dimensional case involves a matrix

$$A(\mathbf{x}) = \begin{bmatrix} a_{11}(\mathbf{x}) & a_{12}(\mathbf{x}) & \cdots & a_{1n}(\mathbf{x}) \\ a_{21}(\mathbf{x}) & a_{22}(\mathbf{x}) & \cdots & a_{2n}(\mathbf{x}) \\ \vdots & \vdots & \ddots & \vdots \\ a_{n1}(\mathbf{x}) & a_{n2}(\mathbf{x}) & \cdots & a_{nn}(\mathbf{x}) \end{bmatrix}, \quad (10.5)$$

where each of the entries $a_{ij}(\mathbf{x})$ is a function from \mathbb{R}^n into \mathbb{R} . This requires that $A(\mathbf{x})$ be found so that

$$\mathbf{G}(\mathbf{x}) = \mathbf{x} - A(\mathbf{x})^{-1}\mathbf{F}(\mathbf{x})$$

gives quadratic convergence to the solution of $\mathbf{F}(\mathbf{x}) = \mathbf{0}$, assuming that $A(\mathbf{x})$ is nonsingular at the fixed point \mathbf{p} of \mathbf{G} .

The following theorem parallels Theorem 2.8 in Section 2.4. Its proof requires being able to express \mathbf{G} in terms of its Taylor series in n variables about \mathbf{p} .

Theorem 10.7 Let \mathbf{p} be a solution of $\mathbf{G}(\mathbf{x}) = \mathbf{x}$. Suppose a number $\delta > 0$ exists with

- (i) $\partial g_i / \partial x_j$ is continuous on $N_\delta = \{\mathbf{x} \mid \|\mathbf{x} - \mathbf{p}\| < \delta\}$, for each $i = 1, 2, \dots, n$ and $j = 1, 2, \dots, n$;
- (ii) $\partial^2 g_i(\mathbf{x}) / (\partial x_j \partial x_k)$ is continuous, and $|\partial^2 g_i(\mathbf{x}) / (\partial x_j \partial x_k)| \leq M$ for some constant M , whenever $\mathbf{x} \in N_\delta$, for each $i = 1, 2, \dots, n$, $j = 1, 2, \dots, n$, and $k = 1, 2, \dots, n$;
- (iii) $\partial g_i(\mathbf{p}) / \partial x_k = 0$, for each $i = 1, 2, \dots, n$ and $k = 1, 2, \dots, n$.

Then a number $\hat{\delta} \leq \delta$ exists such that the sequence generated by $\mathbf{x}^{(k)} = \mathbf{G}(\mathbf{x}^{(k-1)})$ converges quadratically to \mathbf{p} for any choice of $\mathbf{x}^{(0)}$, provided that $\|\mathbf{x}^{(0)} - \mathbf{p}\| < \hat{\delta}$. Moreover,

$$\|\mathbf{x}^{(k)} - \mathbf{p}\|_\infty \leq \frac{n^2 M}{2} \|\mathbf{x}^{(k-1)} - \mathbf{p}\|_\infty^2, \quad \text{for each } k \geq 1. \quad \blacksquare$$

To use Theorem 10.7, suppose that $A(\mathbf{x})$ is an $n \times n$ matrix of functions from \mathbb{R}^n into \mathbb{R} in the form of Eq. (10.5), where the specific entries will be chosen later. Assume, moreover, that $A(\mathbf{x})$ is nonsingular near a solution \mathbf{p} of $\mathbf{F}(\mathbf{x}) = \mathbf{0}$, and let $b_{ij}(\mathbf{x})$ denote the entry of $A(\mathbf{x})^{-1}$ in the i th row and j th column.

Since $\mathbf{G}(\mathbf{x}) = \mathbf{x} - A(\mathbf{x})^{-1}\mathbf{F}(\mathbf{x})$, we have $g_i(\mathbf{x}) = x_i - \sum_{j=1}^n b_{ij}(\mathbf{x})f_j(\mathbf{x})$ and

$$\frac{\partial g_i}{\partial x_k}(\mathbf{x}) = \begin{cases} 1 - \sum_{j=1}^n \left(b_{ij}(\mathbf{x}) \frac{\partial f_j}{\partial x_k}(\mathbf{x}) + \frac{\partial b_{ij}}{\partial x_k}(\mathbf{x}) f_j(\mathbf{x}) \right), & \text{if } i = k, \\ - \sum_{j=1}^n \left(b_{ij}(\mathbf{x}) \frac{\partial f_j}{\partial x_k}(\mathbf{x}) + \frac{\partial b_{ij}}{\partial x_k}(\mathbf{x}) f_j(\mathbf{x}) \right), & \text{if } i \neq k. \end{cases}$$

Theorem 10.7 implies that we need $\partial g_i(\mathbf{p}) / \partial x_k = 0$, for each $i = 1, 2, \dots, n$ and $k = 1, 2, \dots, n$. This means that for $i = k$,

$$0 = 1 - \sum_{j=1}^n b_{ij}(\mathbf{p}) \frac{\partial f_j}{\partial x_i}(\mathbf{p}),$$

so

$$\sum_{j=1}^n b_{ij}(\mathbf{p}) \frac{\partial f_j}{\partial x_i}(\mathbf{p}) = 1. \quad (10.6)$$

When $k \neq i$,

$$0 = - \sum_{j=1}^n b_{ij}(\mathbf{p}) \frac{\partial f_j}{\partial x_k}(\mathbf{p}),$$

so

$$\sum_{j=1}^n b_{ij}(\mathbf{p}) \frac{\partial f_j}{\partial x_k}(\mathbf{p}) = 0. \quad (10.7)$$

Defining the matrix $J(\mathbf{x})$ by

$$J(\mathbf{x}) = \begin{bmatrix} \frac{\partial f_1}{\partial x_1}(\mathbf{x}) & \frac{\partial f_1}{\partial x_2}(\mathbf{x}) & \cdots & \frac{\partial f_1}{\partial x_n}(\mathbf{x}) \\ \frac{\partial f_2}{\partial x_1}(\mathbf{x}) & \frac{\partial f_2}{\partial x_2}(\mathbf{x}) & \cdots & \frac{\partial f_2}{\partial x_n}(\mathbf{x}) \\ \vdots & \vdots & \ddots & \vdots \\ \frac{\partial f_n}{\partial x_1}(\mathbf{x}) & \frac{\partial f_n}{\partial x_2}(\mathbf{x}) & \cdots & \frac{\partial f_n}{\partial x_n}(\mathbf{x}) \end{bmatrix}, \quad (10.8)$$

we see that conditions (10.6) and (10.7) require

$$A(\mathbf{p})^{-1}J(\mathbf{p}) = I, \quad \text{the identity matrix,}$$

so

$$A(\mathbf{p}) = J(\mathbf{p}).$$

An appropriate choice for $A(\mathbf{x})$ is, consequently, $A(\mathbf{x}) = J(\mathbf{x})$ since this satisfies condition (iii) in Theorem 10.7.

The function \mathbf{G} is defined by

$$\mathbf{G}(\mathbf{x}) = \mathbf{x} - J(\mathbf{x})^{-1}\mathbf{F}(\mathbf{x}),$$

and the functional iteration procedure evolves from selecting $\mathbf{x}^{(0)}$ and generating, for $k \geq 1$,

$$\mathbf{x}^{(k)} = \mathbf{G}(\mathbf{x}^{(k-1)}) = \mathbf{x}^{(k-1)} - J(\mathbf{x}^{(k-1)})^{-1}\mathbf{F}(\mathbf{x}^{(k-1)}). \quad (10.9)$$

This is called **Newton's method for nonlinear systems**, and it is generally expected to give quadratic convergence, provided that a sufficiently accurate starting value is known and $J(\mathbf{p})^{-1}$ exists.

The matrix $J(\mathbf{x})$ is called the **Jacobian matrix** and has a number of applications in analysis. It might, in particular, be familiar to the reader due to its application in the multiple integration of a function of several variables over a region that requires a change of variables to be performed.

The weakness in Newton's method arises from the need to compute and invert the matrix $J(\mathbf{x})$ at each step. In practice, explicit computation of $J(\mathbf{x})^{-1}$ is avoided by performing the operation in a two-step manner. First, a vector \mathbf{y} is found that satisfies $J(\mathbf{x}^{(k-1)})\mathbf{y} = -\mathbf{F}(\mathbf{x}^{(k-1)})$. Then the new approximation, $\mathbf{x}^{(k)}$, is obtained by adding \mathbf{y} to $\mathbf{x}^{(k-1)}$. Algorithm 10.1 uses this two-step procedure.

ALGORITHM

10.1

Newton's Method for Systems

To approximate the solution of the nonlinear system $\mathbf{F}(\mathbf{x}) = \mathbf{0}$ given an initial approximation \mathbf{x} :

INPUT number n of equations and unknowns; initial approximation $\mathbf{x} = (x_1, \dots, x_n)^t$, tolerance TOL ; maximum number of iterations N .

OUTPUT approximate solution $\mathbf{x} = (x_1, \dots, x_n)^t$ or a message that the number of iterations was exceeded.

Step 1 Set $k = 1$.

Step 2 While ($k \leq N$) do Steps 3–7.

Step 3 Calculate $\mathbf{F}(\mathbf{x})$ and $J(\mathbf{x})$, where $J(\mathbf{x})_{i,j} = (\partial f_i(\mathbf{x})/\partial x_j)$ for $1 \leq i, j \leq n$.

Step 4 Solve the $n \times n$ linear system $J(\mathbf{x})\mathbf{y} = -\mathbf{F}(\mathbf{x})$.

Step 5 Set $\mathbf{x} = \mathbf{x} + \mathbf{y}$.

Step 6 If $\|\mathbf{y}\| < TOL$ then OUTPUT (\mathbf{x});
(The procedure was successful.)
STOP.

Step 7 Set $k = k + 1$.

Step 8 OUTPUT ('Maximum number of iterations exceeded');
(The procedure was unsuccessful.)
STOP. ■

EXAMPLE 1

The nonlinear system

$$\begin{aligned} 3x_1 - \cos(x_2x_3) - \frac{1}{2} &= 0, \\ x_1^2 - 81(x_2 + 0.1)^2 + \sin x_3 + 1.06 &= 0, \\ e^{-x_1x_2} + 20x_3 + \frac{10\pi - 3}{3} &= 0 \end{aligned}$$

was shown in Example 2 of Section 10.1 to have an approximate solution at $(0.5, 0, -0.52359877)^t$. Newton's method will be used to obtain this approximation when the initial approximation is $\mathbf{x}^{(0)} = (0.1, 0.1, -0.1)^t$ and

$$\mathbf{F}(x_1, x_2, x_3) = (f_1(x_1, x_2, x_3), f_2(x_1, x_2, x_3), f_3(x_1, x_2, x_3))^t,$$

where

$$\begin{aligned} f_1(x_1, x_2, x_3) &= 3x_1 - \cos(x_2x_3) - \frac{1}{2}, \\ f_2(x_1, x_2, x_3) &= x_1^2 - 81(x_2 + 0.1)^2 + \sin x_3 + 1.06, \end{aligned}$$

and

$$f_3(x_1, x_2, x_3) = e^{-x_1x_2} + 20x_3 + \frac{10\pi - 3}{3}.$$

The Jacobian matrix $J(\mathbf{x})$ for this system is

$$J(x_1, x_2, x_3) = \begin{bmatrix} 3 & x_3 \sin x_2x_3 & x_2 \sin x_2x_3 \\ 2x_1 & -162(x_2 + 0.1) & \cos x_3 \\ -x_2e^{-x_1x_2} & -x_1e^{-x_1x_2} & 20 \end{bmatrix}$$

and

$$\begin{bmatrix} x_1^{(k)} \\ x_2^{(k)} \\ x_3^{(k)} \end{bmatrix} = \begin{bmatrix} x_1^{(k-1)} \\ x_2^{(k-1)} \\ x_3^{(k-1)} \end{bmatrix} + \begin{bmatrix} y_1^{(k-1)} \\ y_2^{(k-1)} \\ y_3^{(k-1)} \end{bmatrix},$$

where

$$\begin{bmatrix} y_1^{(k-1)} \\ y_2^{(k-1)} \\ y_3^{(k-1)} \end{bmatrix} = - \left(J \left(x_1^{(k-1)}, x_2^{(k-1)}, x_3^{(k-1)} \right) \right)^{-1} \mathbf{F} \left(x_1^{(k-1)}, x_2^{(k-1)}, x_3^{(k-1)} \right).$$

Thus, at the k th step, the linear system $J(\mathbf{x}^{(k-1)})\mathbf{y}^{(k-1)} = -\mathbf{F}(\mathbf{x}^{(k-1)})$ must be solved, where

$$J(\mathbf{x}^{(k-1)}) = \begin{bmatrix} 3 & x_3^{(k-1)} \sin x_2^{(k-1)} x_3^{(k-1)} & x_2^{(k-1)} \sin x_2^{(k-1)} x_3^{(k-1)} \\ 2x_1^{(k-1)} & -162 \left(x_2^{(k-1)} + 0.1 \right) & \cos x_3^{(k-1)} \\ -x_2^{(k-1)} e^{-x_1^{(k-1)} x_2^{(k-1)}} & -x_1^{(k-1)} e^{-x_1^{(k-1)} x_2^{(k-1)}} & 20 \end{bmatrix},$$

$$\mathbf{y}^{(k-1)} = \begin{bmatrix} y_1^{(k-1)} \\ y_2^{(k-1)} \\ y_3^{(k-1)} \end{bmatrix},$$

and

$$\mathbf{F}(\mathbf{x}^{(k-1)}) = \begin{bmatrix} 3x_1^{(k-1)} - \cos x_2^{(k-1)} x_3^{(k-1)} - \frac{1}{2} \\ \left(x_1^{(k-1)} \right)^2 - 81 \left(x_2^{(k-1)} + 0.1 \right)^2 + \sin x_3^{(k-1)} + 1.06 \\ e^{-x_1^{(k-1)} x_2^{(k-1)}} + 20x_3^{(k-1)} + \frac{10\pi-3}{3} \end{bmatrix}.$$

The results using this iterative procedure are shown in Table 10.3. ■

Table 10.3

k	$x_1^{(k)}$	$x_2^{(k)}$	$x_3^{(k)}$	$\ \mathbf{x}^{(k)} - \mathbf{x}^{(k-1)}\ _\infty$
0	0.10000000	0.10000000	-0.10000000	
1	0.50003702	0.01946686	-0.52152047	0.422
2	0.50004593	0.00158859	-0.52355711	1.79×10^{-2}
3	0.50000034	0.00001244	-0.52359845	1.58×10^{-3}
4	0.50000000	0.00000000	-0.52359877	1.24×10^{-5}
5	0.50000000	0.00000000	-0.52359877	0

The previous example illustrates that Newton's method can converge very rapidly once an approximation is obtained that is near the true solution. However, it is not always easy to determine starting values that will lead to a solution, and the method is comparatively expensive to employ. In the next section, we consider a method for overcoming the latter weakness. Good starting values can usually be found by the method that will be discussed in Section 10.4.

Initial approximation to the solutions of 2×2 and often 3×3 nonlinear systems can also be obtained using the graphing facilities of Maple. The nonlinear system

$$x_1^2 - x_2^2 + 2x_2 = 0,$$

$$2x_1 + x_2^2 - 6 = 0$$

has two solutions, $(0.625204094, 2.179355825)^t$ and $(2.109511920, -1.334532188)^t$. To use Maple we first define the two equations

```
>eq1:=x1^2-x2^2+2*x2=0;
```

```
>eq2:=2*x1+x2^2-6=0;
```

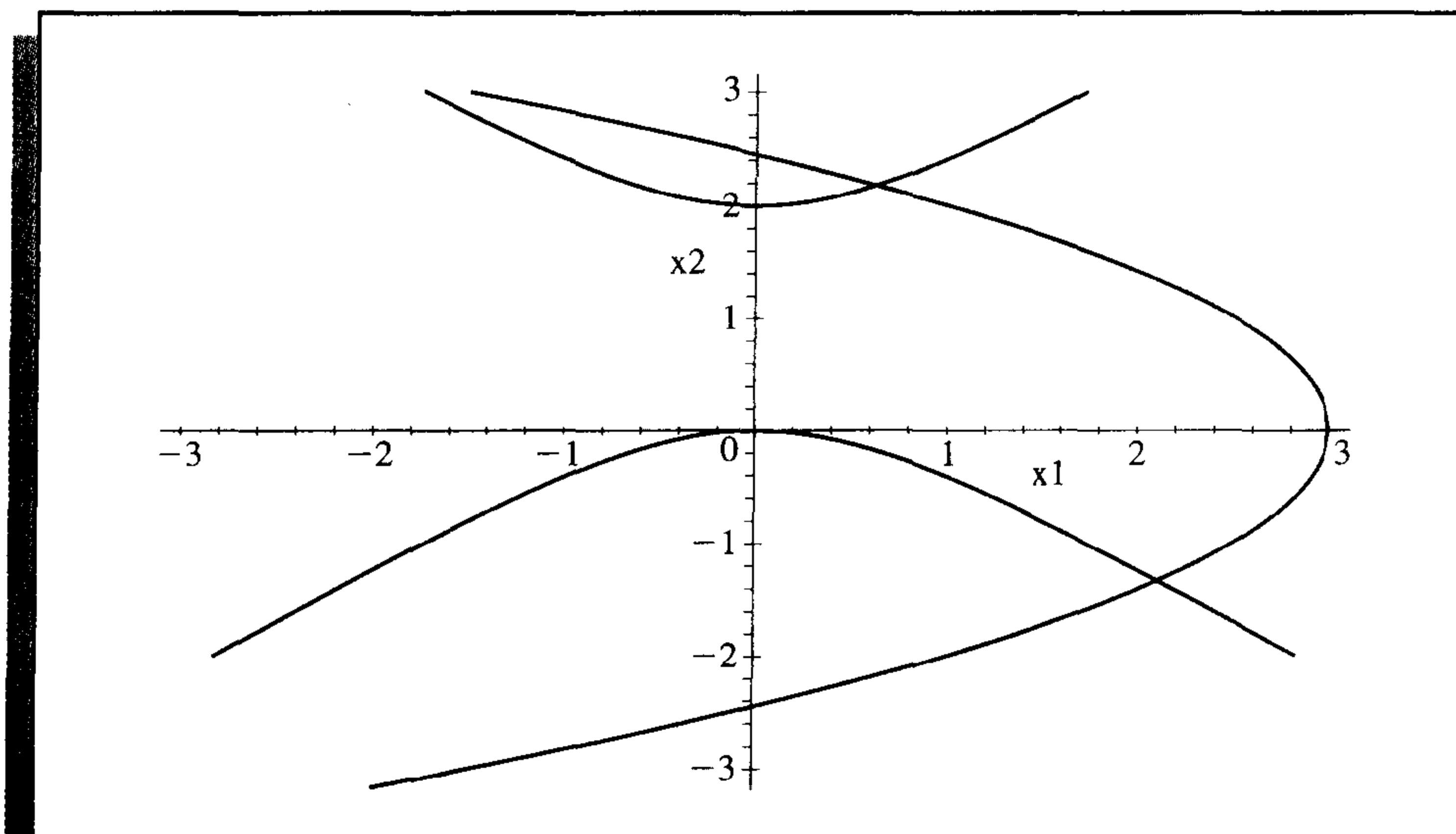
To obtain a graph of the two equations for $-3 \leq x_1, x_2 \leq 3$, enter the commands

```
>with(plots);
```

```
>implicitplot({eq1,eq2},x1=-3..3,x2=-3..3);
```

From the graph shown in Figure 10.2, we are able to estimate that there are solutions near $(0.64, 2.2)^t$ and $(2.1, -1.3)^t$. This gives us good starting values for Newton's method.

Figure 10.2



The problem is more difficult in three dimensions. Consider the nonlinear system

$$2x_1 - 3x_2 + x_3 - 4 = 0,$$

$$2x_1 + x_2 - x_3 + 4 = 0,$$

$$x_1^2 + x_2^2 + x_3^2 - 4 = 0.$$

Define three equations using the Maple commands

```
>eq1:=2*x1-3*x2+x3-4=0;
>eq2:=2*x1+x2-x3+4=0;
>eq3:=x1^2+x2^2+x3^2-4=0;
```

The third equation describes a sphere of radius 2 and center (0, 0, 0), so $x_1, x_2,$ and x_3 are in $[-2, 2]$. The Maple commands to obtain the graph in this case are

```
>with(plots);
>implicitplot3d({eq1,eq2,eq3},x1=-2..2,x2=-2..2,x3=-2..2);
```

Various three-dimensional plotting options are available in Maple for isolating a solution to the nonlinear system. For example, we can rotate the graph to better view the sections of the surfaces. Then we can zoom into regions where the intersections lie and alter the display form of the axes for a more accurate view of the intersection's coordinates. For this problem, a reasonable initial approximation is $(x_1, x_2, x_3)' = (-0.5, -1.5, 1.5)'$.

EXERCISE SET 10.2

1. Use Newton's method with $\mathbf{x}^{(0)} = \mathbf{0}$ to compute $\mathbf{x}^{(2)}$ for each of the following nonlinear systems.

a. $4x_1^2 - 20x_1 + \frac{1}{4}x_2^2 + 8 = 0,$

$$\frac{1}{2}x_1x_2^2 + 2x_1 - 5x_2 + 8 = 0.$$

b. $\sin(4\pi x_1x_2) - 2x_2 - x_1 = 0,$

$$\left(\frac{4\pi - 1}{4\pi}\right)(e^{2x_1} - e) + 4ex_2^2 - 2ex_1 = 0.$$

c. $3x_1 - \cos(x_2x_3) - \frac{1}{2} = 0,$

$$4x_1^2 - 625x_2^2 + 2x_2 - 1 = 0,$$

$$e^{-x_1x_2} + 20x_3 + \frac{10\pi - 3}{3} = 0.$$

d. $x_1^2 + x_2 - 37 = 0,$

$$x_1 - x_2^2 - 5 = 0,$$

$$x_1 + x_2 + x_3 - 3 = 0.$$

2. Use the graphing facilities of Maple to approximate solutions to the following nonlinear systems.

a. $x_1(1 - x_1) + 4x_2 = 12,$

$$(x_1 - 2)^2 + (2x_2 - 3)^2 = 25.$$

b. $5x_1^2 - x_2^2 = 0,$

$$x_2 - 0.25(\sin x_1 + \cos x_2) = 0.$$

c. $15x_1 + x_2^2 - 4x_3 = 13,$

$$x_1^2 + 10x_2 - x_3 = 11,$$

$$x_2^3 - 25x_3 = -22.$$

d. $10x_1 - 2x_2^2 + x_2 - 2x_3 - 5 = 0,$

$$8x_2^2 + 4x_3^2 - 9 = 0,$$

$$8x_2x_3 + 4 = 0.$$

3. Use Newton's method to find a solution to the following nonlinear systems in the given domain. Iterate until $\|\mathbf{x}^{(k)} - \mathbf{x}^{(k-1)}\|_\infty < 10^{-6}$.

a. $3x_1^2 - x_2^2 = 0,$
 $3x_1x_2^2 - x_1^3 - 1 = 0.$
 Use $\mathbf{x}^{(0)} = (1, 1)'$.

b. $\ln(x_1^2 + x_2^2) - \sin(x_1x_2) = \ln 2 + \ln \pi,$
 $e^{x_1 - x_2} + \cos(x_1x_2) = 0.$
 Use $\mathbf{x}^{(0)} = (2, 2)'$.

c. $x_1^3 + x_1^2x_2 - x_1x_3 + 6 = 0,$
 $e^{x_1} + e^{x_2} - x_3 = 0,$
 $x_2^2 - 2x_1x_3 = 4.$
 Use $\mathbf{x}^{(0)} = (-1, -2, 1)'$.

d. $6x_1 - 2\cos(x_2x_3) - 1 = 0,$
 $9x_2 + \sqrt{x_1^2 + \sin x_3} + 1.06 + 0.9 = 0,$
 $60x_3 + 3e^{-x_1x_2} + 10\pi - 3 = 0.$
 Use $\mathbf{x}^{(0)} = (0, 0, 0)'$.

4. Use the answers obtained in Exercise 2 as initial approximations to Newton's method. Iterate until $\|\mathbf{x}^{(k)} - \mathbf{x}^{(k-1)}\|_\infty < 10^{-6}$.
5. The nonlinear system

$$3x_1 - \cos(x_2x_3) - \frac{1}{2} = 0,$$

$$x_1^2 - 625x_2^2 - \frac{1}{4} = 0,$$

$$e^{-x_1x_2} + 20x_3 + \frac{10\pi - 3}{3} = 0$$

has a singular Jacobian matrix at the solution. Apply Newton's method with $\mathbf{x}^{(0)} = (1, 1 - 1)'$. Note that convergence may be slow or may not occur within a reasonable number of iterations.

6. The nonlinear system

$$4x_1 - x_2 + x_3 = x_1x_4,$$

$$-x_1 + 3x_2 - 2x_3 = x_2x_4,$$

$$x_1 - 2x_2 + 3x_3 = x_3x_4,$$

$$x_1^2 + x_2^2 + x_3^2 = 1$$

has six solutions.

- a. Show that if $(x_1, x_2, x_3, x_4)'$ is a solution then $(-x_1, -x_2, -x_3, -x_4)'$ is a solution.
- b. Use Newton's method three times to approximate all solutions. Iterate until $\|\mathbf{x}^{(k)} - \mathbf{x}^{(k-1)}\|_\infty < 10^{-5}$.
7. Show that when $n = 1$, Newton's method given by Eq. (10.9) reduces to the familiar Newton's method given by Eq. (2.5).

8. What does Newton's method reduce to for the linear system $A\mathbf{x} = \mathbf{b}$ given by

$$\begin{aligned} a_{11}x_1 + a_{12}x_2 + \cdots + a_{1n}x_n &= b_1, \\ a_{21}x_1 + a_{22}x_2 + \cdots + a_{2n}x_n &= b_2, \\ &\vdots \\ a_{n1}x_1 + a_{n2}x_2 + \cdots + a_{nn}x_n &= b_n, \end{aligned}$$

where A is a nonsingular matrix?

9. In calculating the shape of a gravity-flow discharge chute that will minimize transit time of discharged granular particles, C. Chiarella, W. Charlton, and A. W. Roberts [CCR] solve the following equations by Newton's method:

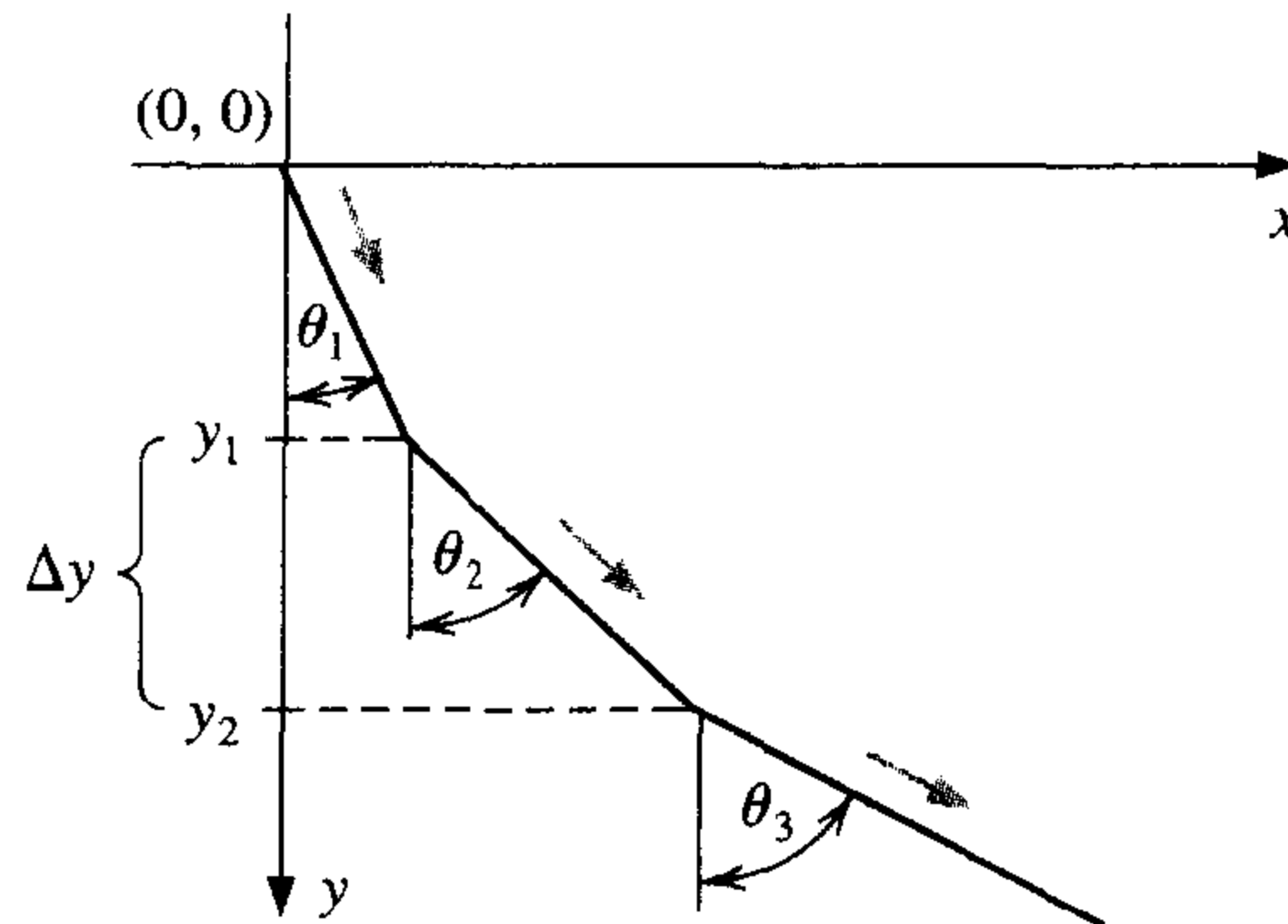
(i) $f_n(\theta_1, \dots, \theta_N) = \frac{\sin \theta_{n+1}}{v_{n+1}}(1 - \mu w_{n+1}) - \frac{\sin \theta_n}{v_n}(1 - \mu w_n) = 0$, for each $n = 1, 2, \dots, N - 1$.

(ii) $f_N(\theta_1, \dots, \theta_N) = \Delta y \sum_{i=1}^N \tan \theta_i - X = 0$, where

a. $v_n^2 = v_0^2 + 2gn\Delta y - 2\mu\Delta y \sum_{j=1}^n \frac{1}{\cos \theta_j}$, for each $n = 1, 2, \dots, N$, and

b. $w_n = -\Delta y v_n \sum_{i=1}^N \frac{1}{v_i^3 \cos \theta_i}$, for each $n = 1, 2, \dots, N$.

The constant v_0 is the initial velocity of the granular material, X is the x -coordinate of the end of the chute, μ is the friction force, N is the number of chute segments, and $g = 32.17\text{ft/s}^2$ is the gravitational constant. The variable θ_i is the angle of the i th chute segment from the vertical, as shown in the following figure, and v_i is the particle velocity in the i th chute segment. Solve (i) and (ii) for $\theta = (\theta_1, \dots, \theta_N)'$ with $\mu = 0$, $X = 2$, $\Delta y = 0.2$, $N = 20$, and $v_0 = 0$, where the values for v_n and w_n can be obtained directly from (a) and (b). Iterate until $\|\theta^{(k)} - \theta^{(k-1)}\|_\infty < 10^{-2}$.



10. The amount of pressure required to sink a large, heavy object in a soft homogeneous soil that lies above a hard base soil can be predicted by the amount of pressure required to sink smaller objects in the same soil. Specifically, the amount of pressure p required to sink a circular plate of radius r a distance d in the soft soil, where the hard base soil lies a distance $D > d$ below the surface, can be approximated by an equation of the form

$$p = k_1 e^{k_2 r} + k_3 r,$$

where k_1 , k_2 , and k_3 are constants, with $k_2 > 0$, depending on d and the consistency of the soil but not on the radius of the plate. (See [Bek, pp. 89–94].)

- a. Find the values of k_1 , k_2 , and k_3 if we assume that a plate of radius 1 in. requires a pressure of 10 lb/in.² to sink 1 ft in a muddy field, a plate of radius 2 in. requires a pressure of 12 lb/in.² to sink 1 ft, and a plate of radius 3 in. requires a pressure of 15 lb/in.² to sink this distance (assuming that the mud is more than 1 ft deep).
 - b. Use your calculations from part (a) to predict the minimal size of circular plate that would be required to sustain a load of 500 lb on this field with sinkage of less than 1 ft.
11. An interesting biological experiment (see [Schr2]) concerns the determination of the maximum water temperature, X_M , at which various species of hydra can survive without shortened life expectancy. One approach to the solution of this problem uses a weighted least squares fit of the form $f(x) = y = a/(x - b)^c$ to a collection of experimental data. The x -values of the data refer to water temperature. The constant b is the asymptote of the graph of f and as such is an approximation to X_M .
- a. Show that choosing a , b , and c to minimize

$$\sum_{i=1}^n \left[w_i y_i - \frac{a}{(x_i - b)^c} \right]^2$$

reduces to solving the nonlinear system

$$a = \frac{\sum_{i=1}^n \frac{w_i y_i}{(x_i - b)^c}}{\sum_{i=1}^n \frac{1}{(x_i - b)^{2c}}},$$

$$0 = \sum_{i=1}^n \frac{w_i y_i}{(x_i - b)^c} \cdot \sum_{i=1}^n \frac{1}{(x_i - b)^{2c+1}} - \sum_{i=1}^n \frac{w_i y_i}{(x_i - b)^{c+1}} \cdot \sum_{i=1}^n \frac{1}{(x_i - b)^{2c}},$$

$$0 = \sum_{i=1}^n \frac{w_i y_i}{(x_i - b)^c} \cdot \sum_{i=1}^n \frac{\ln(x_i - b)}{(x_i - b)^{2c}} - \sum_{i=1}^n \frac{w_i y_i \ln(x_i - b)}{(x_i - b)^c} \cdot \sum_{i=1}^n \frac{1}{(x_i - b)^{2c}}.$$

- b. Solve the nonlinear system for the species with the following data. Use the weights $w_i = \ln y_i$.

i	1	2	3	4
y_i	2.40	3.80	4.75	21.60
x_i	31.8	31.5	31.2	30.2

10.3 Quasi-Newton Methods

A significant weakness of Newton's method for solving systems of nonlinear equations is that, for each iteration, a Jacobian matrix must be computed and an $n \times n$ linear system solved that involves this matrix. Consider the amount of computation associated with one iteration of Newton's method. The Jacobian matrix associated with a system of n nonlinear equations written in the form $\mathbf{F}(\mathbf{x}) = \mathbf{0}$ requires that the n^2 partial derivatives of the n component functions of \mathbf{F} be determined and evaluated. In most situations, the exact evaluation of the partial derivatives is inconvenient, although the problem has been made more tractable with the widespread use of symbolic computation systems, such as Maple.

When the exact evaluation is not practical, we can use finite difference approximations to the partial derivatives. For example,

$$\frac{\partial f_j}{\partial x_k}(\mathbf{x}^{(i)}) \approx \frac{f_j(\mathbf{x}^{(i)} + \mathbf{e}_k h) - f_j(\mathbf{x}^{(i)})}{h}, \quad (10.10)$$

where h is small in absolute value and \mathbf{e}_k is the vector whose only nonzero entry is a 1 in the k th coordinate. This approximation, however, still requires that at least n^2 scalar functional evaluations be performed to approximate the Jacobian and does not decrease the amount of calculation, in general $O(n^3)$, required for solving the linear system involving this approximate Jacobian. The total computational effort for just one iteration of Newton's method is consequently at least $n^2 + n$ scalar functional evaluations (n^2 for the evaluation of the Jacobian matrix and n for the evaluation of \mathbf{F}) together with $O(n^3)$ arithmetic operations to solve the linear system. This amount of computational effort is extensive, except for relatively small values of n and easily evaluated scalar functions.

In this section we consider a generalization of the Secant method to systems of nonlinear equations, a technique known as **Broyden's method** (see [Broy]). The method requires only n scalar functional evaluations per iteration and also reduces the number of arithmetic calculations to $O(n^2)$. It belongs to a class of methods known as *least-change secant updates* that produce algorithms called **quasi-Newton**. These methods replace the Jacobian matrix in Newton's method with an approximation matrix that is updated at each iteration. The disadvantage of the methods is that the quadratic convergence of Newton's method is lost, being replaced, in general, by a convergence called **superlinear**, which implies that

$$\lim_{i \rightarrow \infty} \frac{\|\mathbf{x}^{(i+1)} - \mathbf{p}\|}{\|\mathbf{x}^{(i)} - \mathbf{p}\|} = 0,$$

where \mathbf{p} denotes the solution to $\mathbf{F}(\mathbf{x}) = \mathbf{0}$ and $\mathbf{x}^{(i)}$ and $\mathbf{x}^{(i+1)}$ are consecutive approximations to \mathbf{p} .

In most applications, the reduction to superlinear convergence is a more than acceptable trade-off for the decrease in the amount of computation. An additional disadvantage of quasi-Newton methods is that, unlike Newton's method, they are not self-correcting. Newton's method will generally correct for roundoff error with successive iterations, but unless special safeguards are incorporated, Broyden's method will not.

To describe Broyden's method, suppose that an initial approximation $\mathbf{x}^{(0)}$ is given to the solution \mathbf{p} of $\mathbf{F}(\mathbf{x}) = \mathbf{0}$. We calculate the next approximation $\mathbf{x}^{(1)}$ in the same manner as Newton's method, or, if it is inconvenient to determine $J(\mathbf{x}^{(0)})$ exactly, we use the difference equations given by (10.10) to approximate the partial derivatives. To compute $\mathbf{x}^{(2)}$, however, we depart from Newton's method and examine the Secant method for a single nonlinear equation. The Secant method uses the approximation

$$f'(x_1) \approx \frac{f(x_1) - f(x_0)}{x_1 - x_0}$$

as a replacement for $f'(x_1)$ in Newton's method. For nonlinear systems, $\mathbf{x}^{(1)} - \mathbf{x}^{(0)}$ is a vector, and the corresponding quotient is undefined. However, the method proceeds similarly in that we replace the matrix $J(\mathbf{x}^{(1)})$ in Newton's method for systems by a matrix A_1 with the property that

$$A_1 (\mathbf{x}^{(1)} - \mathbf{x}^{(0)}) = \mathbf{F}(\mathbf{x}^{(1)}) - \mathbf{F}(\mathbf{x}^{(0)}). \quad (10.11)$$

Any nonzero vector in \mathbb{R}^n can be written as the sum of a multiple of $\mathbf{x}^{(1)} - \mathbf{x}^{(0)}$ and a multiple of a vector in the orthogonal complement of $\mathbf{x}^{(1)} - \mathbf{x}^{(0)}$. So, to uniquely define the matrix A_1 , we need to specify how it acts on the orthogonal complement of $\mathbf{x}^{(1)} - \mathbf{x}^{(0)}$. Since no information is available about the change in \mathbf{F} in a direction orthogonal to $\mathbf{x}^{(1)} - \mathbf{x}^{(0)}$, we require that

$$A_1 \mathbf{z} = J(\mathbf{x}^{(0)}) \mathbf{z}, \quad \text{whenever } (\mathbf{x}^{(1)} - \mathbf{x}^{(0)})^t \mathbf{z} = 0. \quad (10.12)$$

Thus, any vector orthogonal to $\mathbf{x}^{(1)} - \mathbf{x}^{(0)}$ is unaffected by the update from $J(\mathbf{x}^{(0)})$, which was used to compute $\mathbf{x}^{(1)}$, to A_1 , which is used in the determination of $\mathbf{x}^{(2)}$.

Conditions (10.11) and (10.12) uniquely define A_1 (see [DM]) as

$$A_1 = J(\mathbf{x}^{(0)}) + \frac{[\mathbf{F}(\mathbf{x}^{(1)}) - \mathbf{F}(\mathbf{x}^{(0)}) - J(\mathbf{x}^{(0)})(\mathbf{x}^{(1)} - \mathbf{x}^{(0)})](\mathbf{x}^{(1)} - \mathbf{x}^{(0)})^t}{\|\mathbf{x}^{(1)} - \mathbf{x}^{(0)}\|_2^2}.$$

It is this matrix that is used in place of $J(\mathbf{x}^{(1)})$ to determine $\mathbf{x}^{(2)}$ as

$$\mathbf{x}^{(2)} = \mathbf{x}^{(1)} - A_1^{-1} \mathbf{F}(\mathbf{x}^{(1)}).$$

Once $\mathbf{x}^{(2)}$ has been determined, the method is repeated to determine $\mathbf{x}^{(3)}$, using A_1 in place of $A_0 \equiv J(\mathbf{x}^{(0)})$, and with $\mathbf{x}^{(2)}$ and $\mathbf{x}^{(1)}$ in place of $\mathbf{x}^{(1)}$ and $\mathbf{x}^{(0)}$. In general, once $\mathbf{x}^{(i)}$ has been determined, $\mathbf{x}^{(i+1)}$ is computed by

$$A_i = A_{i-1} + \frac{\mathbf{y}_i - A_{i-1} \mathbf{s}_i}{\|\mathbf{s}_i\|_2^2} \mathbf{s}_i^t \quad (10.13)$$

and

$$\mathbf{x}^{(i+1)} = \mathbf{x}^{(i)} - A_i^{-1} \mathbf{F}(\mathbf{x}^{(i)}), \quad (10.14)$$

where the notation $\mathbf{y}_i = \mathbf{F}(\mathbf{x}^{(i)}) - \mathbf{F}(\mathbf{x}^{(i-1)})$ and $\mathbf{s}_i = \mathbf{x}^{(i)} - \mathbf{x}^{(i-1)}$ is introduced to simplify the equations.

If the method is performed as outlined in Eqs. (10.13) and (10.14), the number of scalar functional evaluations is reduced from $n^2 + n$ to n (those required for evaluating $\mathbf{F}(\mathbf{x}^{(i)})$), but $O(n^3)$ calculations are still required to solve the associated $n \times n$ linear system (see Step 4 in Algorithm 10.1)

$$A_i \mathbf{s}_{i+1} = -\mathbf{F}(\mathbf{x}^{(i)}). \quad (10.15)$$

Employing the method in this form would not be justified because of the reduction to superlinear convergence from the quadratic convergence of Newton's method.

A considerable improvement can be incorporated, however, by employing a matrix inversion formula of Sherman and Morrison (see, for example, [DM, p. 55]).

Theorem 10.8 (Sherman-Morrison Formula)

If A is a nonsingular matrix and \mathbf{x} and \mathbf{y} are vectors, then $A + \mathbf{xy}^t$ is nonsingular, provided that $\mathbf{y}^t A^{-1} \mathbf{x} \neq -1$, and

$$(A + \mathbf{xy}^t)^{-1} = A^{-1} - \frac{A^{-1} \mathbf{xy}^t A^{-1}}{1 + \mathbf{y}^t A^{-1} \mathbf{x}}. \quad \blacksquare$$

The Sherman-Morrison formula permits A_i^{-1} to be computed directly from A_{i-1}^{-1} , eliminating the need for a matrix inversion with each iteration. By letting $A = A_{i-1}$, $\mathbf{x} = (\mathbf{y}_i - A_{i-1}\mathbf{s}_i)/\|\mathbf{s}_i\|_2^2$, and $\mathbf{y} = \mathbf{s}_i$, Eq. (10.13) together with Theorem 10.8 imply that

$$\begin{aligned} A_i^{-1} &= \left(A_{i-1} + \frac{\mathbf{y}_i - A_{i-1}\mathbf{s}_i}{\|\mathbf{s}_i\|_2^2} \mathbf{s}_i^t \right)^{-1} \\ &= A_{i-1}^{-1} - \frac{A_{i-1}^{-1} \left(\frac{\mathbf{y}_i - A_{i-1}\mathbf{s}_i}{\|\mathbf{s}_i\|_2^2} \mathbf{s}_i^t \right) A_{i-1}^{-1}}{1 + \mathbf{s}_i^t A_{i-1}^{-1} \left(\frac{\mathbf{y}_i - A_{i-1}\mathbf{s}_i}{\|\mathbf{s}_i\|_2^2} \right)} \\ &= A_{i-1}^{-1} - \frac{(A_{i-1}^{-1}\mathbf{y}_i - \mathbf{s}_i) \mathbf{s}_i^t A_{i-1}^{-1}}{\|\mathbf{s}_i\|_2^2 + \mathbf{s}_i^t A_{i-1}^{-1} \mathbf{y}_i - \|\mathbf{s}_i\|_2^2}, \end{aligned}$$

so

$$A_i^{-1} = A_{i-1}^{-1} + \frac{(\mathbf{s}_i - A_{i-1}^{-1}\mathbf{y}_i) \mathbf{s}_i^t A_{i-1}^{-1}}{\mathbf{s}_i^t A_{i-1}^{-1} \mathbf{y}_i}. \quad (10.16)$$

This computation involves only matrix-vector multiplication at each step and therefore requires only $O(n^2)$ arithmetic calculations. The calculation of A_i is bypassed, as is the necessity of solving the linear system (10.15). Algorithm 10.2 follows directly from this construction, incorporating (10.16) into the iterative technique (10.14).

ALGORITHM

10.2

Broyden

To approximate the solution of the nonlinear system $\mathbf{F}(\mathbf{x}) = \mathbf{0}$ given an initial approximation \mathbf{x} :

INPUT number n of equations and unknowns; initial approximation $\mathbf{x} = (x_1, \dots, x_n)^t$; tolerance TOL ; maximum number of iterations N .

OUTPUT approximate solution $\mathbf{x} = (x_1, \dots, x_n)^t$ or a message that the number of iterations was exceeded.

Step 1 Set $A_0 = J(\mathbf{x})$ where $J(\mathbf{x})_{i,j} = \frac{\partial f_i}{\partial x_j}(\mathbf{x})$ for $1 \leq i, j \leq n$;
 $\mathbf{v} = \mathbf{F}(\mathbf{x})$. (Note: $\mathbf{v} = \mathbf{F}(\mathbf{x}^{(0)})$.)

Step 2 Set $A = A_0^{-1}$. (Use Gaussian elimination.)

Step 3 Set $\mathbf{s} = -A\mathbf{v}$; (Note: $\mathbf{s} = \mathbf{s}_1$.)
 $\mathbf{x} = \mathbf{x} + \mathbf{s}$; (Note: $\mathbf{x} = \mathbf{x}^{(1)}$.)
 $k = 2$.

Step 4 While ($k \leq N$) do Steps 5–13.

Step 5 Set $\mathbf{w} = \mathbf{v}$; (Save \mathbf{v} .)
 $\mathbf{v} = \mathbf{F}(\mathbf{x})$; (Note: $\mathbf{v} = \mathbf{F}(\mathbf{x}^{(k)})$.)
 $\mathbf{y} = \mathbf{v} - \mathbf{w}$. (Note: $\mathbf{y} = \mathbf{y}_k$.)

- Step 6 Set $\mathbf{z} = -A\mathbf{y}$. (Note: $\mathbf{z} = -A_{k-1}^{-1}\mathbf{y}_k$.)
- Step 7 Set $p = -\mathbf{s}^t\mathbf{z}$. (Note: $p = \mathbf{s}_k^t A_{k-1}^{-1}\mathbf{y}_k$.)
- Step 8 Set $\mathbf{u}^t = \mathbf{s}^t A$.
- Step 9 Set $A = A + \frac{1}{p}(\mathbf{s} + \mathbf{z})\mathbf{u}^t$. (Note: $A = A_k^{-1}$.)
- Step 10 Set $\mathbf{s} = -A\mathbf{v}$. (Note: $\mathbf{s} = -A_k^{-1}\mathbf{F}(\mathbf{x}^{(k)})$.)
- Step 11 Set $\mathbf{x} = \mathbf{x} + \mathbf{s}$. (Note: $\mathbf{x} = \mathbf{x}^{(k+1)}$.)
- Step 12 If $\|\mathbf{s}\| < TOL$ then OUTPUT (\mathbf{x});
(The procedure was successful.)
STOP.
- Step 13 Set $k = k + 1$.
- Step 14 OUTPUT ('Maximum number of iterations exceeded');
(The procedure was unsuccessful.)
STOP. ■

EXAMPLE 1 The nonlinear system

$$\begin{aligned} 3x_1 - \cos(x_2x_3) - \frac{1}{2} &= 0, \\ x_1^2 - 81(x_2 + 0.1)^2 + \sin x_3 + 1.06 &= 0, \\ e^{-x_1x_2} + 20x_3 + \frac{10\pi - 3}{3} &= 0 \end{aligned}$$

was solved by Newton's method in Example 1 of Section 10.2. The Jacobian matrix for this system is

$$J(x_1, x_2, x_3) = \begin{bmatrix} 3 & x_3 \sin x_2x_3 & x_2 \sin x_2x_3 \\ 2x_1 & -162(x_2 + 0.1) & \cos x_3 \\ -x_2e^{-x_1x_2} & -x_1e^{-x_1x_2} & 20 \end{bmatrix}.$$

Let $\mathbf{x}^{(0)} = (0.1, 0.1, -0.1)^t$ and

$$\mathbf{F}(x_1, x_2, x_3) = (f_1(x_1, x_2, x_3), f_2(x_1, x_2, x_3), f_3(x_1, x_2, x_3))^t,$$

where

$$\begin{aligned} f_1(x_1, x_2, x_3) &= 3x_1 - \cos(x_2x_3) - \frac{1}{2}, \\ f_2(x_1, x_2, x_3) &= x_1^2 - 81(x_2 + 0.1)^2 + \sin x_3 + 1.06, \end{aligned}$$

and

$$f_3(x_1, x_2, x_3) = e^{-x_1x_2} + 20x_3 + \frac{10\pi - 3}{3}.$$

Then

$$\mathbf{F}(\mathbf{x}^{(0)}) = \begin{bmatrix} -1.199950 \\ -2.269833 \\ 8.462025 \end{bmatrix},$$

and since

$$\begin{aligned} A_0 &= J(x_1^{(0)}, x_2^{(0)}, x_3^{(0)}) \\ &= \begin{bmatrix} 3 & 9.999833 \times 10^{-4} & -9.999833 \times 10^{-4} \\ 0.2 & -32.4 & 0.9950042 \\ -9.900498 \times 10^{-2} & -9.900498 \times 10^{-2} & 20 \end{bmatrix}, \end{aligned}$$

we have

$$\begin{aligned} A_0^{-1} &= J(x_1^{(0)}, x_2^{(0)}, x_3^{(0)})^{-1} \\ &= \begin{bmatrix} 0.3333332 & 1.023852 \times 10^{-5} & 1.615701 \times 10^{-5} \\ 2.108607 \times 10^{-3} & -3.086883 \times 10^{-2} & 1.535836 \times 10^{-3} \\ 1.660520 \times 10^{-3} & -1.527577 \times 10^{-4} & 5.000768 \times 10^{-2} \end{bmatrix}. \end{aligned}$$

So

$$\mathbf{x}^{(1)} = \mathbf{x}^{(0)} - A_0^{-1} \mathbf{F}(\mathbf{x}^{(0)}) = \begin{bmatrix} 0.4998697 \\ 1.946685 \times 10^{-2} \\ -0.5215205 \end{bmatrix},$$

$$\mathbf{F}(\mathbf{x}^{(1)}) = \begin{bmatrix} -3.394465 \times 10^{-4} \\ -0.3443879 \\ 3.188238 \times 10^{-2} \end{bmatrix},$$

$$\mathbf{y}_1 = \mathbf{F}(\mathbf{x}^{(1)}) - \mathbf{F}(\mathbf{x}^{(0)}) = \begin{bmatrix} 1.199611 \\ 1.925445 \\ -8.430143 \end{bmatrix},$$

$$\mathbf{s}_1 = \begin{bmatrix} 0.3998697 \\ -8.053315 \times 10^{-2} \\ -0.4215204 \end{bmatrix},$$

$$\mathbf{s}_1^t A_0^{-1} \mathbf{y}_1 = 0.3424604,$$

$$A_1^{-1} = A_0^{-1} + (1/0.3424604) [(\mathbf{s}_1 - A_0^{-1} \mathbf{y}_1) \mathbf{s}_1^t A_0^{-1}]$$

$$= \begin{bmatrix} 0.3333781 & 1.11050 \times 10^{-5} & 8.967344 \times 10^{-6} \\ -2.021270 \times 10^{-3} & -3.094849 \times 10^{-2} & 2.196906 \times 10^{-3} \\ 1.022214 \times 10^{-3} & -1.650709 \times 10^{-4} & 5.010986 \times 10^{-2} \end{bmatrix}.$$

and

$$\mathbf{x}^{(2)} = \mathbf{x}^{(1)} - \mathbf{A}_1^{-1} \mathbf{F}(\mathbf{x}^{(1)}) = \begin{bmatrix} 0.4999863 \\ 8.737833 \times 10^{-3} \\ -0.5231746 \end{bmatrix}.$$

Additional iterations are listed in Table 10.4. The fifth iteration of Broyden's method is slightly less accurate than was the fourth iteration of Newton's method given in the example at the end of the preceding section. ■

Table 10.4

k	$x_1^{(k)}$	$x_2^{(k)}$	$x_3^{(k)}$	$\ \mathbf{x}^{(k)} - \mathbf{x}^{(k-1)}\ _2$
3	0.5000066	8.672157×10^{-4}	-0.5236918	7.88×10^{-3}
4	0.5000003	6.083352×10^{-5}	-0.5235954	8.12×10^{-4}
5	0.5000000	-1.448889×10^{-6}	-0.5235989	6.24×10^{-5}
6	0.5000000	6.059030×10^{-9}	-0.5235988	1.50×10^{-6}

Procedures are also available that maintain quadratic convergence but significantly reduce the number of required functional evaluations. Methods of this type were originally proposed by Brown [Brow,K]. A survey and comparison of some commonly used methods of this type can be found in [MC]. In general, however, these methods are much more difficult to implement efficiently than Broyden's method.

EXERCISE SET 10.3

1. Use Broyden's method with $\mathbf{x}^{(0)} = \mathbf{0}$ to compute $\mathbf{x}^{(2)}$ for each of the following nonlinear systems.

a. $4x_1^2 - 20x_1 + \frac{1}{4}x_2^2 + 8 = 0,$

$$\frac{1}{2}x_1x_2^2 + 2x_1 - 5x_2 + 8 = 0.$$

b. $\sin(4\pi x_1x_2) - 2x_2 - x_1 = 0,$

$$\left(\frac{4\pi - 1}{4\pi}\right)(e^{2x_1} - e) + 4ex_2^2 - 2ex_1 = 0.$$

c. $3x_1 - \cos(x_2x_3) - \frac{1}{2} = 0,$

$$4x_1^2 - 625x_2^2 + 2x_2 - 1 = 0,$$

$$e^{-x_1x_2} + 20x_3 + \frac{10\pi - 3}{3} = 0.$$

d. $x_1^2 + x_2 - 37 = 0,$

$$x_1 - x_2^2 - 5 = 0,$$

$$x_1 + x_2 + x_3 - 3 = 0.$$

2. Use Broyden's method to approximate solutions to the nonlinear systems in Exercise 1. Iterate until $\|\mathbf{x}^{(k)} - \mathbf{x}^{(k-1)}\|_\infty < 10^{-6}$. The initial approximations $\mathbf{x}^{(0)}$ in Exercise 1 may not lead to convergence. If it does not, use a different value of $\mathbf{x}^{(0)}$.

3. Use Broyden's method to find a solution to the following nonlinear systems. Iterate until $\|\mathbf{x}^{(k)} - \mathbf{x}^{(k-1)}\|_\infty < 10^{-6}$.

a. $3x_1^2 - x_2^2 = 0,$

$$3x_1x_2^2 - x_1^3 - 1 = 0.$$

Use $\mathbf{x}^{(0)} = (1, 1)'$.

b. $\ln(x_1^2 + x_2^2) - \sin(x_1x_2) = \ln 2 + \ln \pi.$

$$e^{x_1 - x_2} + \cos(x_1x_2) = 0.$$

Use $\mathbf{x}^{(0)} = (2, 2)'$.

$$\begin{aligned} \text{c.} \quad & x_1^3 + x_1^2 x_2 - x_1 x_3 + 6 = 0, \\ & e^{x_1} + e^{x_2} - x_3 = 0, \\ & x_2^2 - 2x_1 x_3 = 4. \end{aligned}$$

Use $\mathbf{x}^{(0)} = (-1, -2, 1)^t$.

$$\begin{aligned} \text{d.} \quad & 6x_1 - 2 \cos(x_2 x_3) - 1 = 0, \\ & 9x_2 + \sqrt{x_1^2 + \sin x_3} + 1.06 + 0.9 = 0, \\ & 60x_3 + 3e^{-x_1 x_2} + 10\pi - 3 = 0. \end{aligned}$$

Use $\mathbf{x}^{(0)} = (0, 0, 0)^t$.

4. Use Broyden's method to approximate solutions to the following nonlinear systems. Iterate until $\|\mathbf{x}^{(k)} - \mathbf{x}^{(k-1)}\|_\infty < 10^{-6}$.

$$\begin{aligned} \text{a.} \quad & x_1(1 - x_1) + 4x_2 = 12, \\ & (x_1 - 2)^2 + (2x_2 - 3)^2 = 25. \end{aligned}$$

$$\begin{aligned} \text{b.} \quad & 5x_1^2 - x_2^2 = 0, \\ & x_2 - 0.25(\sin x_1 + \cos x_2) = 0. \end{aligned}$$

$$\begin{aligned} \text{c.} \quad & 15x_1 + x_2^2 - 4x_3 = 13, \\ & x_1^2 + 10x_2 - x_3 = 11, \\ & x_2^3 - 25x_3 = -22. \end{aligned}$$

$$\begin{aligned} \text{d.} \quad & 10x_1 - 2x_2^2 + x_2 - 2x_3 - 5 = 0, \\ & 8x_2^2 + 4x_3^2 - 9 = 0, \\ & 8x_2 x_3 + 4 = 0. \end{aligned}$$

5. The nonlinear system

$$\begin{aligned} & 3x_1 - \cos(x_2 x_3) - \frac{1}{2} = 0, \\ & x_1^2 - 625x_2^2 - \frac{1}{4} = 0, \\ & e^{-x_1 x_2} + 20x_3 + \frac{10\pi - 3}{3} = 0 \end{aligned}$$

has a singular Jacobian matrix at the solution. Apply Broyden's method with $\mathbf{x}^{(0)} = (1, 1 - 1)^t$. Note that convergence may be slow or may not occur within a reasonable number of iterations.

6. The nonlinear system

$$\begin{aligned} & 4x_1 - x_2 + x_3 = x_1 x_4, \\ & -x_1 + 3x_2 - 2x_3 = x_2 x_4, \\ & x_1 - 2x_2 + 3x_3 = x_3 x_4, \\ & x_1^2 + x_2^2 + x_3^2 = 1 \end{aligned}$$

has six solutions.

a. Show that if $(x_1, x_2, x_3, x_4)^t$ is a solution then $(-x_1, -x_2, -x_3, -x_4)^t$ is a solution.

b. Use Broyden's method three times to approximate each solution. Iterate until $\|\mathbf{x}^{(k)} - \mathbf{x}^{(k-1)}\|_\infty < 10^{-5}$.

7. Exercise 13 of Section 8.1 dealt with determining an exponential least squares relationship of the form $R = bw^a$ to approximate a collection of data relating the weight and respiration rate of *Modest sphinx* moths. In that exercise, the problem was converted to a log-log relationship, and in part (c), a quadratic term was introduced in an attempt to improve the approximation. Instead of converting the problem, determine the constants a and b that minimize $\sum_{i=1}^n (R_i - bw_i^a)^2$ for the data listed in Exercise 13 of 8.1. Compute the error associated with this approximation, and compare this to the error of the previous approximations for this problem.
8. Show that if $\mathbf{0} \neq \mathbf{y} \in \mathbb{R}^n$ and $\mathbf{z} \in \mathbb{R}^n$, then $\mathbf{z} = \mathbf{z}_1 + \mathbf{z}_2$, where $\mathbf{z}_1 = (\mathbf{y}'\mathbf{z}/\|\mathbf{y}\|_2^2)\mathbf{y}$ is parallel to \mathbf{y} and \mathbf{z}_2 is orthogonal to \mathbf{y} .
9. Show that if $\mathbf{u}, \mathbf{v} \in \mathbb{R}^n$, then $\det(I + \mathbf{u}\mathbf{v}^t) = 1 + \mathbf{v}'\mathbf{u}$.

10. a. Use the result in Exercise 9 to show that if A^{-1} exists and $\mathbf{x}, \mathbf{y} \in \mathbb{R}^n$, then $(A + \mathbf{xy}')^{-1}$ exists if and only if $\mathbf{y}'A^{-1}\mathbf{x} \neq -1$.
- b. By multiplying on the right by $A + \mathbf{xy}'$, show that when $\mathbf{y}'A^{-1}\mathbf{x} \neq -1$ we have

$$(A + \mathbf{xy}')^{-1} = A^{-1} - \frac{A^{-1}\mathbf{xy}'A^{-1}}{1 + \mathbf{y}'A^{-1}\mathbf{x}}.$$

10.4 Steepest Descent Techniques

The advantage of the Newton and quasi-Newton methods for solving systems of nonlinear equations is their speed of convergence once a sufficiently accurate approximation is known. A weakness of these methods is that an accurate initial approximation to the solution is needed to ensure convergence. The **Steepest Descent** method considered in this section converges only linearly to the solution, but it will usually converge even for poor initial approximations. As a consequence, this method is used to find sufficiently accurate starting approximations for the Newton-based techniques in the same way the Bisection method is used for a single equation.

The method of Steepest Descent determines a local minimum for a multivariable function of the form $g : \mathbb{R}^n \rightarrow \mathbb{R}$. The method is valuable quite apart from the application as a starting method for solving nonlinear systems. (Some other applications are considered in the exercises.)

The connection between the minimization of a function from \mathbb{R}^n to \mathbb{R} and the solution of a system of nonlinear equations is due to the fact that a system of the form

$$\begin{aligned} f_1(x_1, x_2, \dots, x_n) &= 0, \\ f_2(x_1, x_2, \dots, x_n) &= 0, \\ &\vdots \\ f_n(x_1, x_2, \dots, x_n) &= 0, \end{aligned}$$

has a solution at $\mathbf{x} = (x_1, x_2, \dots, x_n)^t$ precisely when the function g defined by

$$g(x_1, x_2, \dots, x_n) = \sum_{i=1}^n [f_i(x_1, x_2, \dots, x_n)]^2$$

has the minimal value 0.

The method of Steepest Descent for finding a local minimum for an arbitrary function g from \mathbb{R}^n into \mathbb{R} can be intuitively described as follows:

1. Evaluate g at an initial approximation $\mathbf{x}^{(0)} = (x_1^{(0)}, x_2^{(0)}, \dots, x_n^{(0)})^t$.
2. Determine a direction from $\mathbf{x}^{(0)}$ that results in a decrease in the value of g .
3. Move an appropriate amount in this direction and call the new value $\mathbf{x}^{(1)}$.
4. Repeat steps 1 through 3 with $\mathbf{x}^{(0)}$ replaced by $\mathbf{x}^{(1)}$.

Before describing how to choose the correct direction and the appropriate distance to move in this direction, we need to review some results from calculus. The Extreme Value Theorem states that a differentiable single-variable function can have a relative minimum only when the derivative is zero. To extend this result to multivariable functions, we need the following definition.

Definition 10.9 For $g : \mathbb{R}^n \rightarrow \mathbb{R}$, the **gradient** of g at $\mathbf{x} = (x_1, x_2, \dots, x_n)^t$ is denoted $\nabla g(\mathbf{x})$ and defined by

$$\nabla g(\mathbf{x}) = \left(\frac{\partial g}{\partial x_1}(\mathbf{x}), \frac{\partial g}{\partial x_2}(\mathbf{x}), \dots, \frac{\partial g}{\partial x_n}(\mathbf{x}) \right)^t. \quad \blacksquare$$

The gradient for a multivariable function is analogous to the derivative of a single-variable function in the sense that a differentiable multivariable function can have a relative minimum at \mathbf{x} only when the gradient at \mathbf{x} is the zero vector.

The gradient has another important property connected with the minimization of multivariable functions. Suppose that $\mathbf{v} = (v_1, v_2, \dots, v_n)^t$ is a unit vector in \mathbb{R}^n ; that is,

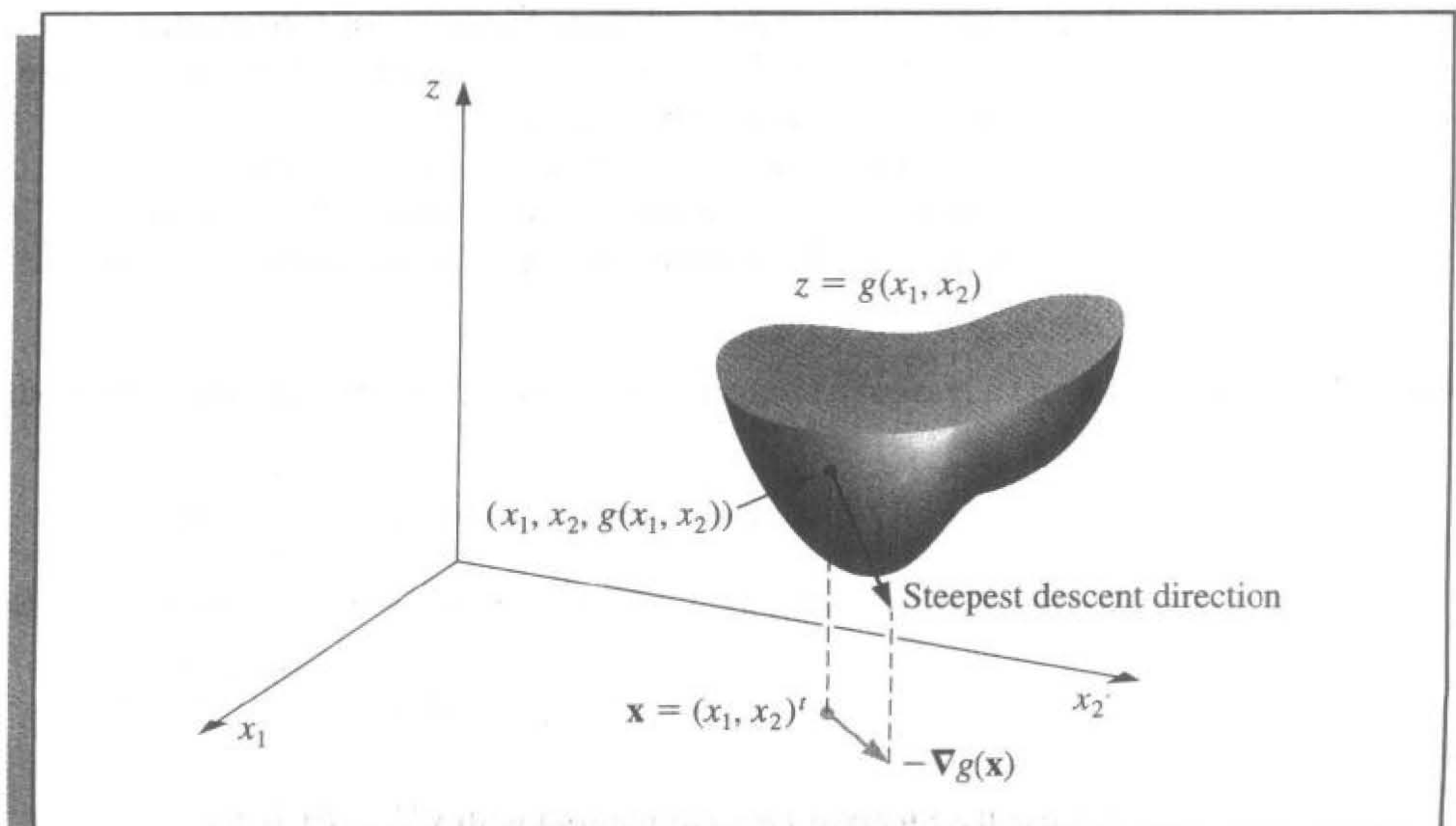
$$\|\mathbf{v}\|_2^2 = \sum_{i=1}^n v_i^2 = 1.$$

The **directional derivative** of g at \mathbf{x} in the direction of \mathbf{v} is defined by

$$D_{\mathbf{v}}g(\mathbf{x}) = \lim_{h \rightarrow 0} \frac{1}{h} [g(\mathbf{x} + h\mathbf{v}) - g(\mathbf{x})] = \mathbf{v}^t \cdot \nabla g(\mathbf{x}).$$

The directional derivative of g at \mathbf{x} in the direction of \mathbf{v} measures the change in the value of the function g relative to the change in the variable in the direction of \mathbf{v} .

Figure 10.3



A standard result from the calculus of multivariable functions states that, when g is differentiable, the direction that produces the maximum value for the directional derivative occurs when \mathbf{v} is chosen to be parallel to $\nabla g(\mathbf{x})$, provided that $\nabla g(\mathbf{x}) \neq \mathbf{0}$. As a consequence, the direction of greatest decrease in the value of g at \mathbf{x} is the direction given by $-\nabla g(\mathbf{x})$. (See Figure 10.3 on page 629 for an illustration when g is a function of two variables.)

The object is to reduce $g(\mathbf{x})$ to its minimal value of zero, so an appropriate choice for $\mathbf{x}^{(1)}$ is

$$\mathbf{x}^{(1)} = \mathbf{x}^{(0)} - \alpha \nabla g(\mathbf{x}^{(0)}), \quad \text{for some constant } \alpha > 0. \quad (10.17)$$

The problem now reduces to choosing α so that $g(\mathbf{x}^{(1)})$ will be significantly less than $g(\mathbf{x}^{(0)})$. To determine an appropriate choice for the value α , we consider the single-variable function

$$h(\alpha) = g(\mathbf{x}^{(0)} - \alpha \nabla g(\mathbf{x}^{(0)})). \quad (10.18)$$

The value of α that minimizes h is the value needed for Eq. (10.17).

Finding a minimal value for h directly would require differentiating h and then solving a root-finding problem to determine the critical points of h . This procedure is generally too costly. Instead, we choose three numbers $\alpha_1 < \alpha_2 < \alpha_3$ that, we hope, are close to where the minimum value of $h(\alpha)$ occurs. Then we construct the quadratic polynomial $P(x)$ that interpolates h at α_1 , α_2 , and α_3 . We define $\hat{\alpha}$ in $[\alpha_1, \alpha_3]$ so that $P(\hat{\alpha})$ is a minimum in $[\alpha_1, \alpha_3]$ and use $P(\hat{\alpha})$ to approximate the minimal value of $h(\alpha)$. Then $\hat{\alpha}$ is used to determine the new iterate for approximating the minimal value of g :

$$\mathbf{x}^{(1)} = \mathbf{x}^{(0)} - \hat{\alpha} \nabla g(\mathbf{x}^{(0)}).$$

Since $g(\mathbf{x}^{(0)})$ is available, we first choose $\alpha_1 = 0$ to minimize the computation. Next a number α_3 is found with $h(\alpha_3) < h(\alpha_1)$. (Since α_1 does not minimize h , such a number α_3 does exist.) Finally, α_2 is chosen to be $\alpha_3/2$.

The minimum value of P on $[\alpha_1, \alpha_3]$ occurs either at the only critical point of P or at the right endpoint α_3 because, by assumption, $P(\alpha_3) = h(\alpha_3) < h(\alpha_1) = P(\alpha_1)$. The critical point is easily determined since P is a quadratic polynomial.

EXAMPLE 1 To find a reasonable starting approximation to the solution of the nonlinear system

$$f_1(x_1, x_2, x_3) = 3x_1 - \cos(x_2x_3) - \frac{1}{2} = 0,$$

$$f_2(x_1, x_2, x_3) = x_1^2 - 81(x_2 + 0.1)^2 + \sin x_3 + 1.06 = 0,$$

$$f_3(x_1, x_2, x_3) = e^{-x_1x_2} + 20x_3 + \frac{10\pi - 3}{3} = 0,$$

we use the Steepest Descent method with $\mathbf{x}^{(0)} = (0, 0, 0)'$.

Let $g(x_1, x_2, x_3) = [f_1(x_1, x_2, x_3)]^2 + [f_2(x_1, x_2, x_3)]^2 + [f_3(x_1, x_2, x_3)]^2$. Then

$$\begin{aligned}\nabla g(x_1, x_2, x_3) &\equiv \nabla g(\mathbf{x}) = \left(2f_1(\mathbf{x}) \frac{\partial f_1}{\partial x_1}(\mathbf{x}) + 2f_2(\mathbf{x}) \frac{\partial f_2}{\partial x_1}(\mathbf{x}) + 2f_3(\mathbf{x}) \frac{\partial f_3}{\partial x_1}(\mathbf{x}), \right. \\ &\quad 2f_1(\mathbf{x}) \frac{\partial f_1}{\partial x_2}(\mathbf{x}) + 2f_2(\mathbf{x}) \frac{\partial f_2}{\partial x_2}(\mathbf{x}) + 2f_3(\mathbf{x}) \frac{\partial f_3}{\partial x_2}(\mathbf{x}), \\ &\quad \left. 2f_1(\mathbf{x}) \frac{\partial f_1}{\partial x_3}(\mathbf{x}) + 2f_2(\mathbf{x}) \frac{\partial f_2}{\partial x_3}(\mathbf{x}) + 2f_3(\mathbf{x}) \frac{\partial f_3}{\partial x_3}(\mathbf{x}) \right) \\ &= 2\mathbf{J}(\mathbf{x})' \mathbf{F}(\mathbf{x}).\end{aligned}$$

For $\mathbf{x}^{(0)} = (0, 0, 0)'$, we have

$$g(\mathbf{x}^{(0)}) = 111.975 \quad \text{and} \quad z_0 = \|\nabla g(\mathbf{x}^{(0)})\|_2 = 419.554.$$

Let

$$\mathbf{z} = \frac{1}{z_0} \nabla g(\mathbf{x}^{(0)}) = (-0.0214514, -0.0193062, 0.999583)'$$

With $\alpha_1 = 0$, we have $g_1 = g(\mathbf{x}^{(0)} - \alpha_1 \mathbf{z}) = g(\mathbf{x}^{(0)}) = 111.975$. We arbitrarily let $\alpha_3 = 1$ so that

$$g_3 = g(\mathbf{x}^{(0)} - \alpha_3 \mathbf{z}) = 93.5649.$$

Since $g_3 < g_1$, we accept α_3 and set $\alpha_2 = 0.5$. Thus,

$$g_2 = g(\mathbf{x}^{(0)} - \alpha_2 \mathbf{z}) = 2.53557.$$

We now form the Newton's forward divided-difference interpolating polynomial

$$P(\alpha) = g_1 + h_1\alpha + h_3\alpha(\alpha - \alpha_2)$$

that interpolates

$$g(\mathbf{x}^{(0)} - \alpha \nabla g(\mathbf{x}^{(0)})) = g(\mathbf{x}^{(0)} - \alpha \mathbf{z})$$

at $\alpha_1 = 0$, $\alpha_2 = 0.5$, and $\alpha_3 = 1$ as follows:

$$\alpha_1 = 0, \quad g_1 = 111.975,$$

$$\alpha_2 = 0.5, \quad g_2 = 2.53557, \quad h_1 = \frac{g_2 - g_1}{\alpha_2 - \alpha_1} = -218.878,$$

$$\alpha_3 = 1, \quad g_3 = 93.5649, \quad h_2 = \frac{g_3 - g_2}{\alpha_3 - \alpha_2} = 182.059, \quad h_3 = \frac{h_2 - h_1}{\alpha_3 - \alpha_1} = 400.937.$$

Thus,

$$P(\alpha) = 111.975 - 218.878\alpha + 400.937\alpha(\alpha - 0.5).$$

We have $P'(\alpha) = 0$ when $\alpha = \alpha_0 = 0.522959$. Since $g_0 = g(\mathbf{x}^{(0)} - \alpha_0 \mathbf{z}) = 2.32762$ is smaller than g_1 and g_3 , we set

$$\mathbf{x}^{(1)} = \mathbf{x}^{(0)} - \alpha_0 \mathbf{z} = \mathbf{x}^{(0)} - 0.522959 \mathbf{z} = (0.0112182, 0.0100964, -0.522741)'$$

and

$$g(\mathbf{x}^{(1)}) = 2.32762.$$

Table 10.5 contains the remainder of the results. A true solution to the nonlinear system is $(0.5, 0, -0.5235988)^t$, so $\mathbf{x}^{(2)}$ would likely be adequate as an initial approximation for Newton's method or Broyden's method. One of these quicker converging techniques would be appropriate at this stage, since 70 iterations of the Steepest Descent method are required to find $\|\mathbf{x}^{(k)} - \mathbf{x}\|_\infty < 0.01$. ■

Table 10.5

k	$x_1^{(k)}$	$x_2^{(k)}$	$x_3^{(k)}$	$g(x_1^{(k)}, x_2^{(k)}, x_3^{(k)})$
2	0.137860	-0.205453	-0.522059	1.27406
3	0.266959	0.00551102	-0.558494	1.06813
4	0.272734	-0.00811751	-0.522006	0.468309
5	0.308689	-0.0204026	-0.533112	0.381087
6	0.314308	-0.0147046	-0.520923	0.318837
7	0.324267	-0.00852549	-0.528431	0.287024

Algorithm 10.3 applies the method of Steepest Descent to approximate the minimal value of $g(\mathbf{x})$. To begin an iteration, the value 0 is assigned to α_1 and the value 1 is assigned to α_3 . If $h(\alpha_3) \geq h(\alpha_1)$, then successive divisions of α_3 by 2 are performed and the value of α_3 is reassigned until $h(\alpha_3) < h(\alpha_1)$ and $\alpha_3 = 2^{-k}$ for some value of k .

To employ the method to approximate the solution to the system

$$\begin{aligned} f_1(x_1, x_2, \dots, x_n) &= 0, \\ f_2(x_1, x_2, \dots, x_n) &= 0, \\ &\vdots \\ f_n(x_1, x_2, \dots, x_n) &= 0, \end{aligned}$$

we simply replace the function g with $\sum_{i=1}^n f_i^2$.

ALGORITHM

10.3

Steepest Descent

To approximate a solution \mathbf{p} to the minimization problem

$$g(\mathbf{p}) = \min_{\mathbf{x} \in \mathbb{R}^n} g(\mathbf{x})$$

given an initial approximation \mathbf{x} :

INPUT number n of variables; initial approximation $\mathbf{x} = (x_1, \dots, x_n)^t$; tolerance TOL ; maximum number of iterations N .

OUTPUT approximate solution $\mathbf{x} = (x_1, \dots, x_n)^t$ or a message of failure.

Step 1 Set $k = 1$.

Step 2 While $(k \leq N)$ do Steps 3–15.

Step 3 Set $g_1 = g(x_1, \dots, x_n)$; (Note: $g_1 = g(\mathbf{x}^{(k)})$.)
 $\mathbf{z} = \nabla g(x_1, \dots, x_n)$; (Note: $\mathbf{z} = \nabla g(\mathbf{x}^{(k)})$.)
 $z_0 = \|\mathbf{z}\|_2$.

Step 4 If $z_0 = 0$ then OUTPUT ('Zero gradient');
 OUTPUT (x_1, \dots, x_n, g_1) ;
 (The procedure completed, may have a minimum.)
 STOP.

Step 5 Set $\mathbf{z} = \mathbf{z}/z_0$; (Make \mathbf{z} a unit vector.)
 $\alpha_1 = 0$;
 $\alpha_3 = 1$;
 $g_3 = g(\mathbf{x} - \alpha_3\mathbf{z})$.

Step 6 While $(g_3 \geq g_1)$ do Steps 7 and 8.

Step 7 Set $\alpha_3 = \alpha_3/2$;
 $g_3 = g(\mathbf{x} - \alpha_3\mathbf{z})$.

Step 8 If $\alpha_3 < TOL/2$ then
 OUTPUT ('No likely improvement');
 OUTPUT (x_1, \dots, x_n, g_1) ;
 (The procedure completed, may have a minimum.)
 STOP.

Step 9 Set $\alpha_2 = \alpha_3/2$;
 $g_2 = g(\mathbf{x} - \alpha_2\mathbf{z})$.

Step 10 Set $h_1 = (g_2 - g_1)/\alpha_2$;
 $h_2 = (g_3 - g_2)/(\alpha_3 - \alpha_2)$;
 $h_3 = (h_2 - h_1)/\alpha_3$.
 (Note: Newton's forward divided-difference formula is used to find the quadratic $P(\alpha) = g_1 + h_1\alpha + h_3\alpha(\alpha - \alpha_2)$ that interpolates $h(\alpha)$ at $\alpha = 0, \alpha = \alpha_2, \alpha = \alpha_3$.)

Step 11 Set $\alpha_0 = 0.5(\alpha_2 - h_1/h_3)$; (The critical point of P occurs at α_0 .)
 $g_0 = g(\mathbf{x} - \alpha_0\mathbf{z})$.

Step 12 Find α from $\{\alpha_0, \alpha_3\}$ so that $g = g(\mathbf{x} - \alpha\mathbf{z}) = \min\{g_0, g_3\}$.

Step 13 Set $\mathbf{x} = \mathbf{x} - \alpha\mathbf{z}$.

Step 14 If $|g - g_1| < TOL$ then
 OUTPUT (x_1, \dots, x_n, g) ;
 (The procedure was successful.)
 STOP.

Step 15 Set $k = k + 1$.

Step 16 OUTPUT ('Maximum iterations exceeded');
 (The procedure was unsuccessful.)
 STOP.

There are many variations of the method of Steepest Descent, some of which involve more intricate methods for determining the value of α that will produce a minimum for the single-variable function h defined in Eq. (10.18). Other techniques use a multidimensional Taylor polynomial to replace the original multivariable function g and minimize the polynomial instead of g . Although there are advantages to some of these methods over the procedure discussed here, all the Steepest Descent methods are, in general, linearly convergent and converge independent of the starting approximation. In some instances, however, the methods may converge to something other than the absolute minimum of the function g .

A more complete discussion of Steepest Descent methods can be found in [OR] or [RR].

EXERCISE SET 10.4

1. Use the method of Steepest Descent with $TOL = 0.05$ to approximate the solutions of the following nonlinear systems.

$$\begin{array}{ll} \text{a.} & 4x_1^2 - 20x_1 + \frac{1}{4}x_2^2 + 8 = 0, \\ & \frac{1}{2}x_1x_2^2 + 2x_1 - 5x_2 + 8 = 0. \end{array} \qquad \begin{array}{l} \text{b.} \quad 3x_1^2 - x_2^2 = 0, \\ 3x_1x_2^2 - x_1^3 - 1 = 0. \end{array}$$

$$\begin{array}{l} \text{c.} \quad \ln(x_1^2 + x_2^2) - \sin(x_1x_2) = \ln 2 + \ln \pi, \\ e^{x_1 - x_2} + \cos(x_1x_2) = 0. \end{array}$$

$$\begin{array}{l} \text{d.} \quad \sin(4\pi x_1x_2) - 2x_2 - x_1 = 0, \\ \left(\frac{4\pi - 1}{4\pi}\right)(e^{2x_1} - e) + 4ex_2^2 - 2ex_1 = 0. \end{array}$$

2. Use the results in Exercise 1 and Newton's method to approximate the solutions of the nonlinear systems in Exercise 1 to within 10^{-6} .

Use the method of Steepest Descent with $TOL = 0.05$ to approximate the solutions of the following nonlinear systems.

$$\begin{array}{ll} \text{a.} & 15x_1 + x_2^2 - 4x_3 = 13, \\ & x_1^2 + 10x_2 - x_3 = 11, \\ & x_2^3 - 25x_3 = -22. \end{array} \qquad \begin{array}{l} \text{b.} \quad 10x_1 - 2x_2^2 + x_2 - 2x_3 - 5 = 0, \\ 8x_2^2 + 4x_3^2 - 9 = 0, \\ 8x_2x_3 + 4 = 0. \end{array}$$

$$\begin{array}{l} \text{c.} \quad x_1^3 + x_1^2x_2 - x_1x_3 + 6 = 0, \\ e^{x_1} + e^{x_2} - x_3 = 0, \\ x_2^2 - 2x_1x_3 = 4. \end{array}$$

$$\begin{array}{l} \text{d.} \quad x_1 + \cos(x_1x_2x_3) - 1 = 0, \\ (1 - x_1)^{1/4} + x_2 + 0.05x_3^2 - 0.15x_3 - 1 = 0, \\ -x_1^2 - 0.1x_2^2 + 0.01x_2 + x_3 - 1 = 0. \end{array}$$

3. Use the results of Exercise 3 and Newton's method to approximate the solutions to within 10^{-6} for the nonlinear systems in Exercise 3.

4. Use the method of Steepest Descent to approximate minima to within 0.005 for the following functions.
- $g(x_1, x_2) = \cos(x_1 + x_2) + \sin x_1 + \cos x_2$
 - $g(x_1, x_2) = 100(x_1^2 - x_2)^2 + (1 - x_1)^2$
 - $g(x_1, x_2, x_3) = x_1^2 + 2x_2^2 + x_3^2 - 2x_1x_2 + 2x_1 - 2.5x_2 - x_3 + 2$
 - $g(x_1, x_2, x_3) = x_1^4 + 2x_2^4 + 3x_3^4 + 1.01$
5. a. Show that the quadratic polynomial

$$P(\alpha) = g_1 + h_1\alpha + h_3\alpha(\alpha - \alpha_2)$$

interpolates the function h defined in (10.18):

$$h(\alpha) = g(\mathbf{x}^{(0)} - \alpha \nabla g(\mathbf{x}^{(0)}))$$

at $\alpha = 0, \alpha_2$, and α_3 .

- b. Show that a critical point of P occurs at

$$\alpha_0 = \frac{1}{2} \left(\alpha_2 - \frac{h_1}{h_3} \right).$$

10.5 Homotopy and Continuation Methods

Homotopy, or *continuation*, methods for nonlinear systems embed the problem to be solved within a collection of problems. Specifically, to solve a problem of the form

$$\mathbf{F}(\mathbf{x}) = \mathbf{0},$$

which has the unknown solution \mathbf{x}^* , we consider a family of problems described using a parameter λ that assumes values in $[0, 1]$. A problem with a known solution $\mathbf{x}(0)$ corresponds to $\lambda = 0$, and the problem with the unknown solution $\mathbf{x}(1) \equiv \mathbf{x}^*$ corresponds to $\lambda = 1$.

For example, suppose $\mathbf{x}(0)$ is an initial approximation to the solution of $\mathbf{F}(\mathbf{x}^*) = \mathbf{0}$. Define

$$\mathbf{G} : [0, 1] \times \mathbb{R}^n \rightarrow \mathbb{R}^n$$

by

$$\mathbf{G}(\lambda, \mathbf{x}) = \lambda \mathbf{F}(\mathbf{x}) + (1 - \lambda) [\mathbf{F}(\mathbf{x}) - \mathbf{F}(\mathbf{x}(0))] = \mathbf{F}(\mathbf{x}) + (\lambda - 1) \mathbf{F}(\mathbf{x}(0)). \quad (10.19)$$

We will determine, for various values of λ , a solution to

$$\mathbf{G}(\lambda, \mathbf{x}) = \mathbf{0}.$$

When $\lambda = 0$, this equation assumes the form

$$\mathbf{0} = \mathbf{G}(0, \mathbf{x}) = \mathbf{F}(\mathbf{x}) - \mathbf{F}(\mathbf{x}(0)),$$

and $\mathbf{x}(0)$ is a solution. When $\lambda = 1$, the equation assumes the form

$$\mathbf{0} = \mathbf{G}(1, \mathbf{x}) = \mathbf{F}(\mathbf{x}),$$

and $\mathbf{x}(1) = \mathbf{x}^*$ is a solution.

The function \mathbf{G} , with the parameter λ , provides us with a family of functions that can lead from the known value $\mathbf{x}(0)$ to the solution $\mathbf{x}(1) = \mathbf{x}^*$. The function \mathbf{G} is called a **homotopy** between the function $\mathbf{G}(0, \mathbf{x}) = \mathbf{F}(\mathbf{x}) - \mathbf{F}(\mathbf{x}(0))$ and the function $\mathbf{G}(1, \mathbf{x}) = \mathbf{F}(\mathbf{x})$.

The **continuation** problem is to:

Determine a way to proceed from the known solution $\mathbf{x}(0)$ of $\mathbf{G}(0, \mathbf{x})$ to the unknown solution $\mathbf{x}(1) = \mathbf{x}^*$ of $\mathbf{G}(1, \mathbf{x}) = \mathbf{0}$ that solves $\mathbf{F}(\mathbf{x}) = \mathbf{0}$.

We first assume that $\mathbf{x}(\lambda)$ is the unique solution to the equation

$$\mathbf{G}(\lambda, \mathbf{x}) = \mathbf{0}, \quad (10.20)$$

for each $\lambda \in [0, 1]$. The set $\{\mathbf{x}(\lambda) \mid 0 \leq \lambda \leq 1\}$ can be viewed as a curve in \mathbb{R}^n from $\mathbf{x}(0)$ to $\mathbf{x}(1) = \mathbf{x}^*$ parameterized by λ . A continuation method finds a sequence of steps along this curve corresponding to $\{\mathbf{x}(\lambda_k)\}_{k=0}^m$, where $\lambda_0 = 0 < \lambda_1 < \dots < \lambda_m = 1$.

If the functions $\lambda \rightarrow \mathbf{x}(\lambda)$ and \mathbf{G} are differentiable, then differentiating Eq. (10.20) with respect to λ gives

$$\mathbf{0} = \frac{\partial \mathbf{G}(\lambda, \mathbf{x}(\lambda))}{\partial \lambda} + \frac{\partial \mathbf{G}(\lambda, \mathbf{x}(\lambda))}{\partial \mathbf{x}} \mathbf{x}'(\lambda),$$

and solving for $\mathbf{x}'(\lambda)$ gives

$$\mathbf{x}'(\lambda) = - \left[\frac{\partial \mathbf{G}(\lambda, \mathbf{x}(\lambda))}{\partial \mathbf{x}} \right]^{-1} \frac{\partial \mathbf{G}(\lambda, \mathbf{x}(\lambda))}{\partial \lambda}.$$

This is a system of differential equations with the initial condition $\mathbf{x}(0)$.

Since

$$\mathbf{G}(\lambda, \mathbf{x}(\lambda)) = \mathbf{F}(\mathbf{x}(\lambda)) + (\lambda - 1)\mathbf{F}(\mathbf{x}(0)),$$

we can determine both

$$\frac{\partial \mathbf{G}}{\partial \mathbf{x}}(\lambda, \mathbf{x}(\lambda)) = \begin{bmatrix} \frac{\partial f_1}{\partial x_1}(\mathbf{x}(\lambda)) & \frac{\partial f_1}{\partial x_2}(\mathbf{x}(\lambda)) & \dots & \frac{\partial f_1}{\partial x_n}(\mathbf{x}(\lambda)) \\ \frac{\partial f_2}{\partial x_1}(\mathbf{x}(\lambda)) & \frac{\partial f_2}{\partial x_2}(\mathbf{x}(\lambda)) & \dots & \frac{\partial f_2}{\partial x_n}(\mathbf{x}(\lambda)) \\ \vdots & & & \\ \frac{\partial f_n}{\partial x_1}(\mathbf{x}(\lambda)) & \frac{\partial f_n}{\partial x_2}(\mathbf{x}(\lambda)) & \dots & \frac{\partial f_n}{\partial x_n}(\mathbf{x}(\lambda)) \end{bmatrix} = J(\mathbf{x}(\lambda)),$$

the Jacobian matrix, and

$$\frac{\partial \mathbf{G}(\lambda, \mathbf{x}(\lambda))}{\partial \lambda} = \mathbf{F}(\mathbf{x}(0)).$$

Therefore, the system of differential equations becomes

$$\mathbf{x}'(\lambda) = -[J(\mathbf{x}(\lambda))]^{-1} \mathbf{F}(\mathbf{x}(0)), \quad \text{for } 0 \leq \lambda \leq 1, \quad (10.21)$$

with the initial condition $\mathbf{x}(0)$.

The following theorem (see [OR, pp. 230–231]) gives conditions under which the continuation method is feasible.

Theorem 10.10 Let $\mathbf{F}(\mathbf{x})$ be continuously differentiable for $\mathbf{x} \in \mathbb{R}^n$. Suppose that the Jacobian matrix $J(\mathbf{x})$ is nonsingular for all $\mathbf{x} \in \mathbb{R}^n$ and that a constant M exists with $\|J(\mathbf{x})^{-1}\| \leq M$, for all $\mathbf{x} \in \mathbb{R}^n$. Then, for any $\mathbf{x}(0)$ in \mathbb{R}^n , there exists a unique function $\mathbf{x}(\lambda)$, such that

$$\mathbf{G}(\lambda, \mathbf{x}(\lambda)) = \mathbf{0},$$

for all λ in $[0, 1]$. Moreover, $\mathbf{x}(\lambda)$ is continuously differentiable and

$$\mathbf{x}'(\lambda) = -J(\mathbf{x}(\lambda))^{-1}\mathbf{F}(\mathbf{x}(0)), \quad \text{for each } \lambda \in [0, 1]. \quad \blacksquare$$

The following example shows the form of the system of differential equations associated with a nonlinear system of equations.

EXAMPLE 1 Consider the nonlinear system

$$f_1(x_1, x_2, x_3) = 3x_1 - \cos(x_2x_3) - 0.5 = 0,$$

$$f_2(x_1, x_2, x_3) = x_1^2 - 81(x_2 + 0.1)^2 + \sin x_3 + 1.06 = 0,$$

$$f_3(x_1, x_2, x_3) = e^{-x_1x_2} + 20x_3 + \frac{10\pi - 3}{3} = 0.$$

The Jacobian matrix is

$$J(\mathbf{x}) = \begin{bmatrix} 3 & x_3 \sin x_2x_3 & x_2 \sin x_2x_3 \\ 2x_1 & -162(x_2 + 0.1) & \cos x_3 \\ -x_2e^{-x_1x_2} & -x_1e^{-x_1x_2} & 20 \end{bmatrix}.$$

Let $\mathbf{x}(0) = (0, 0, 0)^t$, so that

$$\mathbf{F}(\mathbf{x}(0)) = \begin{bmatrix} -1.5 \\ 0.25 \\ 10\pi/3 \end{bmatrix}.$$

The system of differential equations is

$$\begin{bmatrix} x_1'(\lambda) \\ x_2'(\lambda) \\ x_3'(\lambda) \end{bmatrix} = - \begin{bmatrix} 3 & x_3 \sin x_2x_3 & x_2 \sin x_2x_3 \\ 2x_1 & -162(x_2 + 0.1) & \cos x_3 \\ -x_2e^{-x_1x_2} & -x_1e^{-x_1x_2} & 20 \end{bmatrix}^{-1} \begin{bmatrix} -1.5 \\ 0.25 \\ 10\pi/3 \end{bmatrix}. \quad \blacksquare$$

In general, the system of differential equations that we need to solve for our continuation problem has the form

$$\frac{dx_1}{d\lambda} = \phi_1(\lambda, x_1, x_2, \dots, x_n),$$

$$\frac{dx_2}{d\lambda} = \phi_2(\lambda, x_1, x_2, \dots, x_n),$$

$$\vdots$$

$$\frac{dx_n}{d\lambda} = \phi_n(\lambda, x_1, x_2, \dots, x_n),$$

where

$$\begin{bmatrix} \phi_1(\lambda, x_1, \dots, x_n) \\ \phi_2(\lambda, x_1, \dots, x_n) \\ \vdots \\ \phi_n(\lambda, x_1, \dots, x_n) \end{bmatrix} = -J(x_1, \dots, x_n)^{-1} \begin{bmatrix} f_1(\mathbf{x}(0)) \\ f_2(\mathbf{x}(0)) \\ \vdots \\ f_n(\mathbf{x}(0)) \end{bmatrix}. \quad (10.22)$$

To use the Runge-Kutta method of order four to solve this system, we first choose an integer $N > 0$ and let $h = (1 - 0)/N$. Partition the interval $[0, 1]$ into N subintervals with the mesh points

$$\lambda_j = jh, \quad \text{for each } j = 0, 1, \dots, N.$$

We use the notation w_{ij} , for each $j = 0, 1, \dots, N$ and $i = 1, \dots, n$, to denote an approximation to $x_i(\lambda_j)$. For the initial conditions, set

$$w_{1,0} = x_1(0), \quad w_{2,0} = x_2(0), \quad \dots, \quad w_{n,0} = x_n(0).$$

Suppose $w_{1,j}, w_{2,j}, \dots, w_{n,j}$ have been computed. We obtain $w_{1,j+1}, w_{2,j+1}, \dots, w_{n,j+1}$ using the equations

$$\begin{aligned} k_{1,i} &= h\phi_i(\lambda_j, w_{1,j}, w_{2,j}, \dots, w_{n,j}), & \text{for each } i = 1, 2, \dots, n; \\ k_{2,i} &= h\phi_i\left(\lambda_j + \frac{h}{2}, w_{1,j} + \frac{1}{2}k_{1,1}, w_{2,j} + \frac{1}{2}k_{1,2}, \dots, w_{n,j} + \frac{1}{2}k_{1,n}\right), \\ & & \text{for each } i = 1, 2, \dots, n; \\ k_{3,i} &= h\phi_i\left(\lambda_j + \frac{h}{2}, w_{1,j} + \frac{1}{2}k_{2,1}, w_{2,j} + \frac{1}{2}k_{2,2}, \dots, w_{n,j} + \frac{1}{2}k_{2,n}\right), \\ & & \text{for each } i = 1, 2, \dots, n; \\ k_{4,i} &= h\phi_i(\lambda_j + h, w_{1,j} + k_{3,1}, w_{2,j} + k_{3,2}, \dots, w_{n,j} + k_{3,n}), \\ & & \text{for each } i = 1, 2, \dots, n; \end{aligned}$$

and, finally

$$w_{i,j+1} = w_{i,j} + \frac{1}{6}(k_{1,i} + 2k_{2,i} + 2k_{3,i} + k_{4,i}), \quad \text{for each } i = 1, 2, \dots, n.$$

We use the vector notation

$$\mathbf{k}_1 = \begin{bmatrix} k_{1,1} \\ k_{1,2} \\ \vdots \\ k_{1,n} \end{bmatrix}, \quad \mathbf{k}_2 = \begin{bmatrix} k_{2,1} \\ k_{2,2} \\ \vdots \\ k_{2,n} \end{bmatrix}, \quad \mathbf{k}_3 = \begin{bmatrix} k_{3,1} \\ k_{3,2} \\ \vdots \\ k_{3,n} \end{bmatrix}, \quad \mathbf{k}_4 = \begin{bmatrix} k_{4,1} \\ k_{4,2} \\ \vdots \\ k_{4,n} \end{bmatrix}, \quad \text{and} \quad \mathbf{w}_j = \begin{bmatrix} w_{1,j} \\ w_{2,j} \\ \vdots \\ w_{n,j} \end{bmatrix}$$

to simplify the presentation.

Eq. (10.22) gives us $\mathbf{x}(0) = \mathbf{x}(\lambda_0) = \mathbf{w}_0$, and for each $j = 0, 1, \dots, N$,

$$\begin{aligned}\mathbf{k}_1 &= h \begin{bmatrix} \phi_1(\lambda_j, w_{1,j}, \dots, w_{n,j}) \\ \phi_2(\lambda_j, w_{1,j}, \dots, w_{n,j}) \\ \vdots \\ \phi_n(\lambda_j, w_{1,j}, \dots, w_{n,j}) \end{bmatrix} = h [-J(\mathbf{w}_{1,j}, \dots, w_{n,j})]^{-1} \mathbf{F}(\mathbf{x}(0)) \\ &= h [-J(\mathbf{w}_j)]^{-1} \mathbf{F}(\mathbf{x}(0)); \\ \mathbf{k}_2 &= h \left[-J \left(\mathbf{w}_j + \frac{1}{2} \mathbf{k}_1 \right) \right]^{-1} \mathbf{F}(\mathbf{x}(0)); \\ \mathbf{k}_3 &= h \left[-J \left(\mathbf{w}_j + \frac{1}{2} \mathbf{k}_2 \right) \right]^{-1} \mathbf{F}(\mathbf{x}(0)); \\ \mathbf{k}_4 &= h [-J(\mathbf{w}_j + \mathbf{k}_3)]^{-1} \mathbf{F}(\mathbf{x}(0));\end{aligned}$$

and

$$\mathbf{x}(\lambda_{j+1}) = \mathbf{x}(\lambda_j) + \frac{1}{6} (\mathbf{k}_1 + 2\mathbf{k}_2 + 2\mathbf{k}_3 + \mathbf{k}_4) = \mathbf{w}_j + \frac{1}{6} (\mathbf{k}_1 + 2\mathbf{k}_2 + 2\mathbf{k}_3 + \mathbf{k}_4).$$

Finally, $\mathbf{x}(\lambda_n) = \mathbf{x}(1)$ is our approximation to \mathbf{x}^* .

EXAMPLE 2 We will approximate the solution to

$$\begin{aligned}f_1(x_1, x_2, x_3) &= 3x_1 - \cos(x_2x_3) - 0.5 = 0, \\ f_2(x_1, x_2, x_3) &= x_1^2 - 81(x_2 + 0.1)^2 + \sin x_3 + 1.06 = 0, \\ f_3(x_1, x_2, x_3) &= e^{-x_1x_2} + 20x_3 + \frac{10\pi - 3}{3} = 0.\end{aligned}$$

The Jacobian matrix is

$$J(\mathbf{x}) = \begin{bmatrix} 3 & x_3 \sin x_2x_3 & x_2 \sin x_2x_3 \\ 2x_1 & -162(x_2 + 0.1) & \cos x_3 \\ -x_2e^{-x_1x_2} & -x_1e^{-x_1x_2} & 20 \end{bmatrix}.$$

Let $\mathbf{x}(0) = (0, 0, 0)^t$, so that

$$F(\mathbf{x}(0)) = (-1.5, 0.25, 10\pi/3)^t.$$

With $N = 4$ and $h = 0.25$, we have

$$\begin{aligned}\mathbf{k}_1 &= h[-J(\mathbf{x}^{(0)})]^{-1} F(\mathbf{x}(0)) = 0.25 \begin{bmatrix} 3 & 0 & 0 \\ 0 & -16.2 & 1 \\ 0 & 0 & 20 \end{bmatrix}^{-1} \begin{bmatrix} -1.5 \\ 0.25 \\ 10\pi/3 \end{bmatrix} \\ &= (0.125, -0.004222203325, -0.1308996939)^t;\end{aligned}$$

$$\begin{aligned}
\mathbf{k}_2 &= h[-J(0.0625, -0.002111101663, -0.06544984695)]^{-1}(-1.5, 0.25, 10\pi/3)^t \\
&= 0.25 \begin{bmatrix} 3 & -0.9043289149 \times 10^{-5} & -0.2916936196 \times 10^{-6} \\ 0.125 & -15.85800153 & 0.9978589232 \\ 0.002111380229 & -0.06250824706 & 20 \end{bmatrix}^{-1} \begin{bmatrix} -1.5 \\ 0.25 \\ 10\pi/3 \end{bmatrix} \\
&= (0.1249999773, -0.003311761993, -0.1309232406)^t; \\
\mathbf{k}_3 &= h[-J(0.06249998865, -0.001655880997, -0.0654616203)]^{-1}(-1.5, 0.25, 10\pi/3)^t \\
&= (0.1249999844, -0.003296244825, -0.130920346)^t; \\
\mathbf{k}_4 &= h[-J(0.1249999844, -0.003296244825, -0.130920346)]^{-1}(-1.5, 0.25, 10\pi/3)^t \\
&= (0.1249998945, -0.00230206762, -0.1309346977)^t;
\end{aligned}$$

and

$$\begin{aligned}
\mathbf{x}(\lambda_1) &= \mathbf{w}_1 = \mathbf{w}_0 + \frac{1}{6}[\mathbf{k}_1 + 2\mathbf{k}_2 + 2\mathbf{k}_3 + \mathbf{k}_4] \\
&= (0.1249999697, -0.00329004743, -0.1309202608)^t.
\end{aligned}$$

Continuing, we have

$$\begin{aligned}
\mathbf{x}(\lambda_2) &= \mathbf{w}_2 = (0.2499997679, -0.004507400128, -0.2618557619)^t, \\
\mathbf{x}(\lambda_3) &= \mathbf{w}_3 = (0.3749996956, -0.003430352103, -0.3927634423)^t,
\end{aligned}$$

and

$$\mathbf{x}(\lambda_4) = \mathbf{x}(1) = \mathbf{w}_4 = (0.4999999954, 0.126782 \times 10^{-7}, -0.5235987758)^t.$$

The results obtained here are very accurate, since the actual solution is approximately $(0.5, 0, -0.52359877)^t$. ■

In the Runge-Kutta method of order four, the calculation of each \mathbf{w}_j requires four matrix inversions, one each when computing \mathbf{k}_1 , \mathbf{k}_2 , \mathbf{k}_3 , and \mathbf{k}_4 . Thus, using N steps requires $4N$ matrix inversions. By comparison, Newton's method requires one matrix inversion per iteration. Therefore, the work involved for the Runge-Kutta method is roughly equivalent to $4N$ iterations of Newton's method.

An alternative is to use a Runge-Kutta method of order two, such as the modified Euler method or even Euler's method, to decrease the number of inversions. Another possibility is to use smaller values of N . The following example illustrates these ideas.

EXAMPLE 3

Table 10.6 summarizes a comparison of Euler's method, the Midpoint method, and the Runge-Kutta method of order four applied to the problem in Example 2 with initial approximation $\mathbf{x}(0) = (0, 0, 0)^t$. ■

The continuation method can be used as a stand-alone method not requiring a particularly good choice of $\mathbf{x}(0)$. However, the method can also be used to give an initial approximation for Newton's or Broyden's method. For example, the result obtained in Example 2

Table 10.6

Method	N	$\mathbf{x}(1)$	Number of Inversions
Euler	1	$(0.5, -0.0168888133, -0.5235987755)^t$	1
Euler	4	$(0.499999379, -0.004309160698, -0.523679652)^t$	4
Midpoint	1	$(0.4999966628, -0.00040240435, -0.523815371)^t$	2
Midpoint	4	$(0.500000066, -0.00001760089, -0.5236127761)^t$	8
Runge-Kutta	1	$(0.4999989843, -0.1676151 \times 10^{-5}, -0.5235989561)^t$	4
Runge-Kutta	4	$(0.4999999954, 0.126782 \times 10^{-7}, -0.5235987758)^t$	16

using Euler's method and $N = 2$ might easily be sufficient to start the more efficient Newton's or Broyden's methods and be better for this purpose than the continuation methods, which require more calculation.

We note that in the Runge-Kutta methods, the steps similar to

$$\mathbf{k}_i = h[-J(\mathbf{x}(\lambda_i) + \alpha_{i-1}\mathbf{k}_{i-1})]^{-1}\mathbf{F}(\mathbf{x}(0))$$

can be written as solving the linear system

$$J(\mathbf{x}(\lambda_i) + \alpha_{i-1}\mathbf{k}_{i-1})\mathbf{k}_i = -h\mathbf{F}(\mathbf{x}(0)),$$

for \mathbf{k}_i .

ALGORITHM

10.4

Continuation Algorithm

To approximate the solution of the nonlinear system $\mathbf{F}(\mathbf{x}) = \mathbf{0}$ given an initial approximation \mathbf{x} :

INPUT number n of equations and unknowns; integer $N > 0$; initial approximation $\mathbf{x} = (x_1, x_2, \dots, x_n)^t$.

OUTPUT approximate solution $\mathbf{x} = (x_1, x_2, \dots, x_n)^t$.

Step 1 Set $h = 1/N$;
 $\mathbf{b} = -h\mathbf{F}(\mathbf{x})$.

Step 2 For $i = 1, 2, \dots, N$ do Steps 3–7.

Step 3 Set $A = J(\mathbf{x})$;
Solve the linear system $A\mathbf{k}_1 = \mathbf{b}$.

Step 4 Set $A = J(\mathbf{x} + \frac{1}{2}\mathbf{k}_1)$;
Solve the linear system $A\mathbf{k}_2 = \mathbf{b}$.

Step 5 Set $A = J(\mathbf{x} + \frac{1}{2}\mathbf{k}_2)$;
Solve the linear system $A\mathbf{k}_3 = \mathbf{b}$.

Step 6 Set $A = J(\mathbf{x} + \mathbf{k}_3)$;
Solve the linear system $A\mathbf{k}_3 = \mathbf{b}$.

Step 7 Set $\mathbf{x} = \mathbf{x} + (\mathbf{k}_1 + 2\mathbf{k}_2 + 2\mathbf{k}_3 + \mathbf{k}_4)/6$.

Step 8 OUTPUT (x_1, x_2, \dots, x_n) ;
STOP.

EXERCISE SET 10.5

1. The nonlinear system

$$f_1(x_1, x_2) = x_1^2 - x_2^2 + 2x_2 = 0,$$

$$f_2(x_1, x_2) = 2x_1 + x_2^2 - 6 = 0$$

has two solutions, $(0.625204094, 2.179355825)'$ and $(2.109511920, -1.334532188)'$. Use the continuation method and Euler's method with $N = 2$ to approximate the solutions where

a. $\mathbf{x}(0) = (0, 0)'$ b. $\mathbf{x}(0) = (1, 1)'$ c. $\mathbf{x}(0) = (3, -2)'$

2. Repeat Exercise 1 using the Runge-Kutta method of order four with $N = 1$.
3. Use the continuation method and Euler's method with $N = 2$ on the following nonlinear systems.

a. $4x_1^2 - 20x_1 + \frac{1}{4}x_2^2 + 8 = 0,$

$$\frac{1}{2}x_1x_2^2 + 2x_1 - 5x_2 + 8 = 0.$$

b. $\sin(4\pi x_1x_2) - 2x_2 - x_1 = 0,$

$$\left(\frac{4\pi - 1}{4\pi}\right)(e^{2x_1} - e) + 4ex_2^2 - 2ex_1 = 0.$$

c. $3x_1 - \cos(x_2x_3) - \frac{1}{2} = 0,$

$$4x_1^2 - 625x_2^2 + 2x_2 - 1 = 0,$$

$$e^{-x_1x_2} + 20x_3 + \frac{10\pi - 3}{3} = 0.$$

d. $x_1^2 + x_2 - 37 = 0,$

$$x_1 - x_2^2 - 5 = 0,$$

$$x_1 + x_2 + x_3 - 3 = 0.$$

4. Use the continuation method and the Runge-Kutta method of order four with $N = 1$ on Exercise 4 of Section 10.2 using $\mathbf{x}(0) = \mathbf{0}$. Are the answers here comparable to the results of Exercise 4 of Section 10.2, or are they suitable initial approximations for Newton's method?
5. Repeat Exercise 4 using the initial approximation obtained in Exercise 2 of Section 10.2.
6. Use the continuation method and the Runge-Kutta method of order four with $N = 1$ on Exercise 3 of Section 10.2. Are the results as good as those obtained there?
7. Repeat Exercise 5 using $N = 2$.
8. Repeat Exercise 6 of Section 10.2 using the continuation method and the Runge-Kutta method of order four with $N = 1$.
9. Repeat Exercise 5 of Section 10.2 using the continuation method and the Runge-Kutta method of order four with $N = 2$.
10. Show that the continuation method and Euler's method with $N = 1$ gives the same result as Newton's method for the first iteration; that is, with $\mathbf{x}(0) = \mathbf{x}^{(0)}$ we always obtain $\mathbf{x}(1) = \mathbf{x}^{(1)}$.
11. Show that the homotopy

$$G(\lambda, \mathbf{x}) = F(\mathbf{x}) - e^{-\lambda}F(\mathbf{x}(0))$$

used in the continuation method with Euler's method and $h = 1$ also duplicates Newton's method for any $\mathbf{x}^{(0)}$; that is, with $\mathbf{x}(0) = \mathbf{x}^{(0)}$, we have $\mathbf{x}(1) = \mathbf{x}^{(1)}$.

12. Let the continuation method with the Runge-Kutta method of order four be abbreviated CMRK4. After completing Exercises 4, 5, 6, 7, 8, and 9, answer the following questions.
- Is CMRK4 with $N = 1$ comparable to Newton's method? Support your answer with the results of earlier exercises.
 - Should CMRK4 with $N = 1$ be used as a means to obtain an initial approximation for Newton's method? Support your answer with the results of earlier exercises.
 - Repeat part (a) for CMRK4 with $N = 2$.
 - Repeat part (b) for CMRK4 with $N = 2$.

10.6 Survey of Methods and Software

In this chapter we considered methods to approximate solutions to nonlinear systems

$$\begin{aligned} f_1(x_1, x_2, \dots, x_n) &= 0, \\ f_2(x_1, x_2, \dots, x_n) &= 0, \\ &\vdots \\ f_n(x_1, x_2, \dots, x_n) &= 0. \end{aligned}$$

Newton's method for systems requires a good initial approximation $(x_1^{(0)}, x_2^{(0)}, \dots, x_n^{(0)})^t$ and generates a sequence

$$\mathbf{x}^{(k)} = \mathbf{x}^{(k-1)} - J(\mathbf{x}^{(k-1)})^{-1} \mathbf{F}(\mathbf{x}^{(k-1)}),$$

that converges rapidly to a solution \mathbf{x} if $\mathbf{x}^{(0)}$ is sufficiently close to \mathbf{p} . However, Newton's method requires evaluating, or approximating, n^2 partial derivatives and solving an n by n linear system at each step, which requires $O(n^3)$ computations.

Broyden's method reduces the amount of computation at each step without significantly degrading the speed of convergence. This technique replaces the Jacobian matrix J with a matrix A_{k-1} whose inverse is directly determined at each step. This reduces the arithmetic computations from $O(n^3)$ to $O(n^2)$. Moreover, the only scalar function evaluations required are in evaluating the f_i , saving n^2 scalar function evaluations per step. Broyden's method also requires a good initial approximation.

The Steepest Descent method was presented as a way to obtain good initial approximations for Newton's and Broyden's methods. Although Steepest Descent does not give a rapidly convergent sequence, it does not require a good initial approximation. The Steepest Descent method approximates a minimum of a multivariable function g . For our application we choose

$$g(x_1, x_2, \dots, x_n) = \sum_{i=1}^n [f_i(x_1, x_2, \dots, x_n)]^2.$$

The minimum value of g is 0, which occurs when the functions f_i are simultaneously 0.

Homotopy and continuation methods are also used for nonlinear systems and are the subject of current research (see [AG]). In these methods, a given problem

$$\mathbf{F}(\mathbf{x}) = \mathbf{0}$$

is embedded in a one-parameter family of problems using a parameter λ that assumes values in $[0, 1]$. The original problem corresponds to $\lambda = 1$, and a problem with a known solution corresponds to $\lambda = 0$. For example, the set of problems

$$G(\lambda, \mathbf{x}) = \lambda\mathbf{F}(\mathbf{x}) + (1 - \lambda)(\mathbf{F}(\mathbf{x}) - \mathbf{F}(\mathbf{x}_0)) = \mathbf{0}, \quad \text{for } 0 \leq \lambda \leq 1,$$

with fixed $\mathbf{x}_0 \in \mathbb{R}^n$ forms a homotopy. When $\lambda = 0$, the solution is $\mathbf{x}(\lambda = 0) = \mathbf{x}_0$. The solution to the original problem corresponds to $\mathbf{x}(\lambda = 1)$. A continuation method attempts to determine $\mathbf{x}(\lambda = 1)$ by solving the sequence of problems corresponding to $\lambda_0 = 0 < \lambda_1 < \lambda_2 < \cdots < \lambda_m = 1$. The initial approximation to the solution of

$$\lambda_i\mathbf{F}(\mathbf{x}) + (1 - \lambda_i)(\mathbf{F}(\mathbf{x}) - \mathbf{F}(\mathbf{x}_0)) = \mathbf{0}$$

would be the solution, $\mathbf{x}(\lambda = \lambda_{i-1})$, to the problem

$$\lambda_{i-1}\mathbf{F}(\mathbf{x}) + (1 - \lambda_{i-1})(\mathbf{F}(\mathbf{x}) - \mathbf{F}(\mathbf{x}_0)) = \mathbf{0}.$$

The package Hompack in Netlib solves a system of nonlinear equations by using various homotopy methods.

The nonlinear systems methods in the IMSL and NAG libraries are based on two subroutines, HYBRD and HYBRJ, contained in MINPACK, a public-domain package. Both methods use the Levenberg-Marquardt method, which is a weighted average of Newton's method and the Steepest Descent method. The weight is biased toward the Steepest Descent method until convergence is detected, at which time the weight is shifted toward the more rapidly convergent Newton's method. The subroutine HYBRD uses a finite-difference approximation to the Jacobian, and HYBRJ requires a user-supplied subroutine to compute the Jacobian.

The IMSL subroutine NEQNF solves a nonlinear system without a user-supplied Jacobian. The subroutine NEQNJ is similar to NEQNF, except that the user must supply a subroutine to calculate the Jacobian.

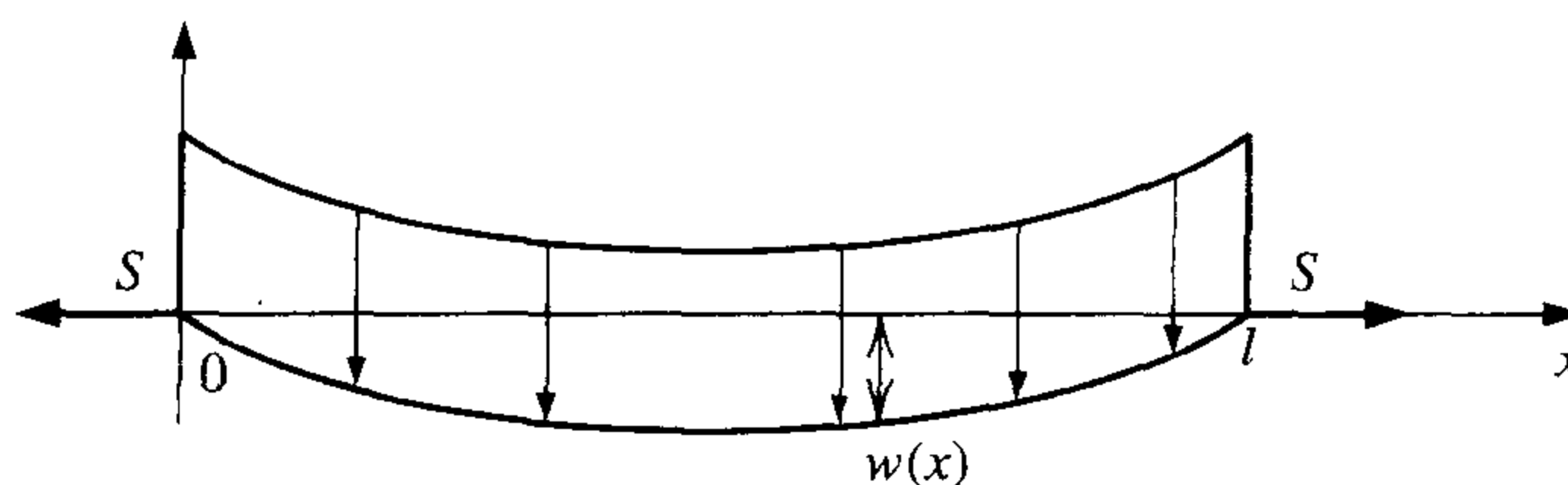
In the NAG library, C05NBF is similar to HYBRD. The subroutine C05PBF is similar to C05NBF, except that the user must supply a subroutine to compute the Jacobian. The subroutine C05PBF is based on HYBRJ in the MINPACK package. NAG also contains other modifications of the Levenberg-Marquardt method.

A comprehensive treatment of methods for solving nonlinear systems of equations can be found in Ortega and Rheinbolt [OR] and in Dennis and Schnabel [DenS]. Recent developments on iterative methods can be found in Argyros and Szidarovszky [AS], and information on the use of continuation methods is available in Allgower and Georg [AG].

Boundary-Value Problems for Ordinary Differential Equations

■ ■ ■

A common problem in civil engineering concerns the deflection of a beam of rectangular cross section subject to uniform loading while the ends of the beam are supported so that they undergo no deflection.



The differential equation approximating the physical situation is of the form

$$\frac{d^2 w}{dx^2}(x) = \frac{S}{EI} w(x) + \frac{qx}{2EI}(x - l),$$

where $w(x)$ is the deflection a distance x from the left end of the beam, and l , q , E , S , and I represent, respectively, the length of the beam, the intensity of the uniform load, the modulus of elasticity, the stress at the endpoints, and the central moment of inertia. Since no deflection occurs at the ends of the beam, we also have the two boundary conditions

$$w(0) = w(l) = 0.$$

When the beam is of uniform thickness, the product EI is constant, and the exact solution is easily obtained. When the thickness is not uniform, the moment of inertia I is a function of x , and approximation techniques are required. Problems of this type are considered in Exercises 7 of Section 11.3 and 6 of Section 11.4.

The differential equations in Chapter 5 are of first order and have one initial condition to satisfy. Later in the chapter we saw that the techniques could be extended to systems of equations and then to higher-order equations, but all the specified conditions are on the same endpoint. These are initial-value problems. In this chapter we show how to approximate the solution to **boundary-value** problems, differential equations with conditions imposed at different points. For first-order differential equations, only one condition is specified, so there is no distinction between initial-value and boundary-value problems. We will be considering second-order equations with two boundary values.

Physical problems that are position-dependent rather than time-dependent are often described in terms of differential equations with conditions imposed at more than one point. The two-point boundary-value problems in this chapter involve a second-order differential equation of the form

$$y'' = f(x, y, y'), \quad a \leq x \leq b, \quad (11.1)$$

together with the boundary conditions

$$y(a) = \alpha \quad \text{and} \quad y(b) = \beta. \quad (11.2)$$

11.1 The Linear Shooting Method

The following theorem gives general conditions that ensure that the solution to a second-order boundary value problem exists and is unique. The proof of this theorem can be found in [Keller, H].

Theorem 11.1 Suppose the function f in the boundary-value problem

$$y'' = f(x, y, y'), \quad a \leq x \leq b, \quad y(a) = \alpha, \quad y(b) = \beta,$$

is continuous on the set

$$D = \{ (x, y, y') \mid a \leq x \leq b, -\infty < y < \infty, -\infty < y' < \infty \},$$

and that the partial derivatives f_y and $f_{y'}$ are also continuous on D . If

- (i) $f_y(x, y, y') > 0$, for all $(x, y, y') \in D$, and
- (ii) a constant M exists, with

$$|f_{y'}(x, y, y')| \leq M, \quad \text{for all } (x, y, y') \in D,$$

then the boundary-value problem has a unique solution. ■

EXAMPLE 1 The boundary-value problem

$$y'' + e^{-xy} + \sin y' = 0, \quad 1 \leq x \leq 2, \quad y(1) = y(2) = 0,$$

has

$$f(x, y, y') = -e^{-xy} - \sin y'.$$

Since

$$f_y(x, y, y') = xe^{-xy} > 0 \quad \text{and} \quad |f_{y'}(x, y, y')| = |-\cos y'| \leq 1,$$

this problem has a unique solution. ■

When $f(x, y, y')$ has the form

$$f(x, y, y') = p(x)y' + q(x)y + r(x),$$

the differential equation

$$y'' = f(x, y, y')$$

is **linear**. Problems of this type frequently occur, and in this situation, Theorem 11.1 can be simplified.

Corollary 11.2 If the linear boundary-value problem

$$y'' = p(x)y' + q(x)y + r(x), \quad a \leq x \leq b, \quad y(a) = \alpha, \quad y(b) = \beta,$$

satisfies

- (i) $p(x)$, $q(x)$, and $r(x)$ are continuous on $[a, b]$,
- (ii) $q(x) > 0$ on $[a, b]$,

then the problem has a unique solution. ■

To approximate the unique solution guaranteed by the satisfaction of the hypotheses of Corollary 11.2, let us first consider the initial-value problems

$$y'' = p(x)y' + q(x)y + r(x), \quad a \leq x \leq b, \quad y(a) = \alpha, \quad y'(a) = 0, \quad (11.3)$$

and

$$y'' = p(x)y' + q(x)y, \quad a \leq x \leq b, \quad y(a) = 0, \quad y'(a) = 1. \quad (11.4)$$

Theorem 5.16 in Section 5.9 ensures that under the hypotheses in Corollary 11.2, both problems have a unique solution. Let $y_1(x)$ denote the solution to (11.3), $y_2(x)$ denote the solution to (11.4), and let

$$y(x) = y_1(x) + \frac{\beta - y_1(b)}{y_2(b)} y_2(x). \quad (11.5)$$

Then

$$y'(x) = y_1'(x) + \frac{\beta - y_1(b)}{y_2(b)} y_2'(x)$$

and

$$y''(x) = y_1''(x) + \frac{\beta - y_1(b)}{y_2(b)} y_2''(x).$$

So

$$\begin{aligned} y'' &= p(x)y_1' + q(x)y_1 + r(x) + \frac{\beta - y_1(b)}{y_2(b)} (p(x)y_2' + q(x)y_2) \\ &= p(x) \left(y_1' + \frac{\beta - y_1(b)}{y_2(b)} y_2' \right) + q(x) \left(y_1 + \frac{\beta - y_1(b)}{y_2(b)} y_2 \right) + r(x) \\ &= p(x)y'(x) + q(x)y(x) + r(x). \end{aligned}$$

Moreover,

$$y(a) = y_1(a) + \frac{\beta - y_1(b)}{y_2(b)} y_2(a) = \alpha + \frac{\beta - y_1(b)}{y_2(b)} \cdot 0 = \alpha$$

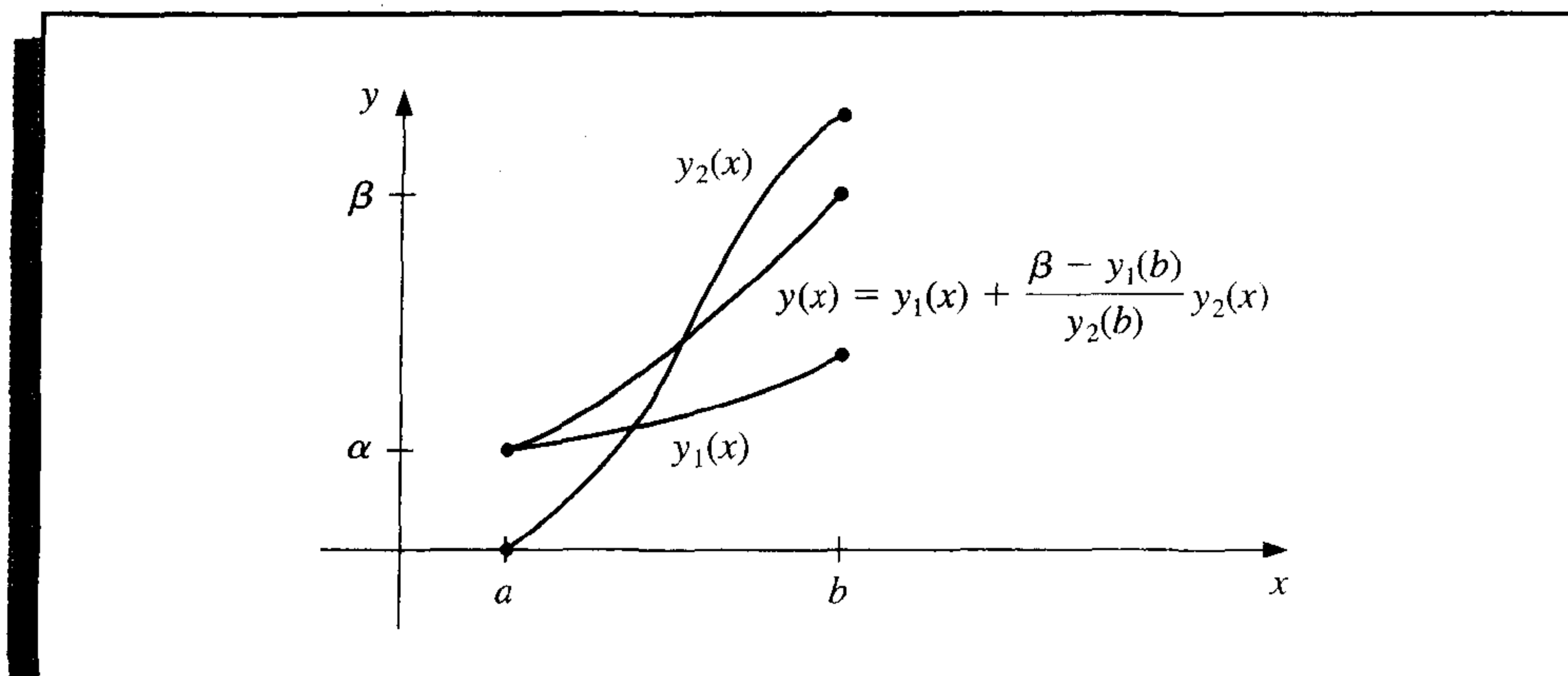
and

$$y(b) = y_1(b) + \frac{\beta - y_1(b)}{y_2(b)} y_2(b) = y_1(b) + \beta - y_1(b) = \beta.$$

Hence, $y(x)$ is the unique solution to the linear boundary-value problem, provided, of course, that $y_2(b) \neq 0$. (That $y_2(b) = 0$ is in conflict with the hypotheses of Corollary 11.2 is considered in Exercise 8.)

The Shooting method for linear equations is based on the replacement of the linear boundary-value problem by the two initial-value problems (11.3) and (11.4). Numerous methods are available from Chapter 5 for approximating the solutions $y_1(x)$ and $y_2(x)$, and once these approximations are available, the solution to the boundary-value problem is approximated using Eq. (11.5). Graphically, the method has the appearance shown in Figure 11.1.

Figure 11.1



Algorithm 11.1 uses the fourth-order Runge-Kutta technique to find the approximations to $y_1(x)$ and $y_2(x)$, but another technique for approximating the solutions to initial-value problems can be substituted into Step 4.

The algorithm has the additional feature of obtaining approximations for the derivative of the solution to the boundary-value problem as well as to the solution of the problem itself. The use of the algorithm is not restricted to those problems for which the hypotheses of Corollary 11.2 can be verified; it will work for many problems that do not satisfy these hypotheses.

ALGORITHM

11.1

Linear Shooting

To approximate the solution of the boundary-value problem

$$-y'' + p(x)y' + q(x)y + r(x) = 0, \quad a \leq x \leq b, \quad y(a) = \alpha, \quad y(b) = \beta :$$

(Note: Equations (11.3) and (11.4) are written as first-order systems and solved.)

INPUT endpoints a, b ; boundary conditions α, β ; number of subintervals N .

OUTPUT approximations $w_{1,i}$ to $y(x_i)$; $w_{2,i}$ to $y'(x_i)$ for each $i = 0, 1, \dots, N$.

Step 1 Set $h = (b - a)/N$;

$$u_{1,0} = \alpha;$$

$$u_{2,0} = 0;$$

$$v_{1,0} = 0;$$

$$v_{2,0} = 1.$$

Step 2 For $i = 0, \dots, N - 1$ do Steps 3 and 4.

(The Runge-Kutta method for systems is used in Steps 3 and 4.)

Step 3 Set $x = a + ih$.

Step 4 Set $k_{1,1} = hu_{2,i}$;

$$k_{1,2} = h [p(x)u_{2,i} + q(x)u_{1,i} + r(x)];$$

$$k_{2,1} = h [u_{2,i} + \frac{1}{2}k_{1,2}];$$

$$k_{2,2} = h [p(x + h/2)(u_{2,i} + \frac{1}{2}k_{1,2}) \\ + q(x + h/2)(u_{1,i} + \frac{1}{2}k_{1,1}) + r(x + h/2)];$$

$$k_{3,1} = h [u_{2,i} + \frac{1}{2}k_{2,2}];$$

$$k_{3,2} = h [p(x + h/2)(u_{2,i} + \frac{1}{2}k_{2,2}) \\ + q(x + h/2)(u_{1,i} + \frac{1}{2}k_{2,1}) + r(x + h/2)];$$

$$k_{4,1} = h [u_{2,i} + k_{3,2}];$$

$$k_{4,2} = h [p(x + h)(u_{2,i} + k_{3,2}) + q(x + h)(u_{1,i} + k_{3,1}) + r(x + h)];$$

$$u_{1,i+1} = u_{1,i} + \frac{1}{6} [k_{1,1} + 2k_{2,1} + 2k_{3,1} + k_{4,1}];$$

$$u_{2,i+1} = u_{2,i} + \frac{1}{6} [k_{1,2} + 2k_{2,2} + 2k_{3,2} + k_{4,2}];$$

$$k'_{1,1} = hv_{2,i};$$

$$\begin{aligned}
 k'_{1,2} &= h [p(x)v_{2,i} + q(x)v_{1,i}]; \\
 k'_{2,1} &= h [v_{2,i} + \frac{1}{2}k'_{1,2}]; \\
 k'_{2,2} &= h [p(x + h/2)(v_{2,i} + \frac{1}{2}k'_{1,2}) + q(x + h/2)(v_{1,i} + \frac{1}{2}k'_{1,1})]; \\
 k'_{3,1} &= h [v_{2,i} + \frac{1}{2}k'_{2,2}]; \\
 k'_{3,2} &= h [p(x + h/2)(v_{2,i} + \frac{1}{2}k'_{2,2}) + q(x + h/2)(v_{1,i} + \frac{1}{2}k'_{2,1})]; \\
 k'_{4,1} &= h [v_{2,i} + k'_{3,2}]; \\
 k'_{4,2} &= h [p(x + h)(v_{2,i} + k'_{3,2}) + q(x + h)(v_{1,i} + k'_{3,1})]; \\
 v_{1,i+1} &= v_{1,i} + \frac{1}{6} [k'_{1,1} + 2k'_{2,1} + 2k'_{3,1} + k'_{4,1}]; \\
 v_{2,i+1} &= v_{2,i} + \frac{1}{6} [k'_{1,2} + 2k'_{2,2} + 2k'_{3,2} + k'_{4,2}].
 \end{aligned}$$

Step 5 Set $w_{1,0} = \alpha$;
 $w_{2,0} = \frac{\beta - u_{1,N}}{v_{1,N}}$;
 OUTPUT ($a, w_{1,0}, w_{2,0}$).

Step 6 For $i = 1, \dots, N$
 set $W1 = u_{1,i} + w_{2,0}v_{1,i}$;
 $W2 = u_{2,i} + w_{2,0}v_{2,i}$;
 $x = a + ih$;
 OUTPUT ($x, W1, W2$). (Output is $x_i, w_{1,i}, w_{2,i}$.)

Step 7 STOP. (The process is complete.) ■

EXAMPLE 2 The boundary-value problem

$$y'' = -\frac{2}{x}y' + \frac{2}{x^2}y + \frac{\sin(\ln x)}{x^2}, \quad 1 \leq x \leq 2, \quad y(1) = 1, \quad y(2) = 2,$$

has the exact solution

$$y = c_1x + \frac{c_2}{x^2} - \frac{3}{10}\sin(\ln x) - \frac{1}{10}\cos(\ln x),$$

where

$$c_2 = \frac{1}{70}[8 - 12\sin(\ln 2) - 4\cos(\ln 2)] \approx -0.03920701320$$

and

$$c_1 = \frac{11}{10} - c_2 \approx 1.1392070132.$$

Applying Algorithm 11.1 to this problem requires approximating the solutions to the initial-value problems

$$y_1'' = -\frac{2}{x}y_1' + \frac{2}{x^2}y_1 + \frac{\sin(\ln x)}{x^2}, \quad 1 \leq x \leq 2, \quad y_1(1) = 1, \quad y_1'(1) = 0,$$

and

$$y_2'' = -\frac{2}{x}y_2' + \frac{2}{x^2}y_2, \quad 1 \leq x \leq 2, \quad y_2(1) = 0, \quad y_2'(1) = 1.$$

The results of the calculations, using Algorithm 11.1 with $N = 10$ and $h = 0.1$, are given in Table 11.1. The value listed as $u_{1,i}$ approximates $y_1(x_i)$, the value $v_{1,i}$ approximates $y_2(x_i)$, and w_i approximates

$$y(x_i) = y_1(x_i) + \frac{2 - y_1(2)}{y_2(2)}y_2(x_i). \quad \blacksquare$$

Table 11.1

x_i	$u_{1,i}$	$v_{1,i}$	w_i	$y(x_i)$	$ y(x_i) - w_i $
1.0	1.00000000	0.00000000	1.00000000	1.00000000	
1.1	1.00896058	0.09117986	1.09262917	1.09262930	1.43×10^{-7}
1.2	1.03245472	0.16851175	1.18708471	1.18708484	1.34×10^{-7}
1.3	1.06674375	0.23608704	1.28338227	1.28338236	9.78×10^{-8}
1.4	1.10928795	0.29659067	1.38144589	1.38144595	6.02×10^{-8}
1.5	1.15830000	0.35184379	1.48115939	1.48115942	3.06×10^{-8}
1.6	1.21248372	0.40311695	1.58239245	1.58239246	1.08×10^{-8}
1.7	1.27087454	0.45131840	1.68501396	1.68501396	5.43×10^{-10}
1.8	1.33273851	0.49711137	1.78889854	1.78889853	5.05×10^{-9}
1.9	1.39750618	0.54098928	1.89392951	1.89392951	4.41×10^{-9}
2.0	1.46472815	0.58332538	2.00000000	2.00000000	

The accurate results in this example are due to the fact that the fourth-order Runge-Kutta method gives $O(h^4)$ approximations to the solutions of the initial-value problems. Unfortunately, because of roundoff errors, there can be problems hidden in this technique. If $y_1(x)$ rapidly increases as x goes from a to b , then $u_{1,N} \approx y_1(b)$ will be large. If β is small in magnitude compared to $u_{1,N}$, the term $w_{2,0} = (\beta - u_{1,N})/v_{1,N}$ will be approximately $-u_{1,N}/v_{1,N}$. The computations in Step 6 then become

$$W1 = u_{1,i} + w_{2,0}v_{1,i} \approx u_{1,i} - \left(\frac{u_{1,N}}{v_{1,N}}\right)v_{1,i},$$

$$W2 = u_{2,i} + w_{2,0}v_{2,i} \approx u_{2,i} - \left(\frac{u_{1,N}}{v_{1,N}}\right)v_{2,i},$$

which allows a possibility of a loss of significant digits due to cancellation. However, since $u_{1,i}$ is an approximation to $y_1(x_i)$, the behavior of y_1 can easily be monitored, and if $u_{1,i}$ increases rapidly from a to b , the shooting technique can be employed backward from $x_0 = b$ to $x_N = a$; that is, solving instead the initial-value problems

$$y'' = p(x)y' + q(x)y + r(x), \quad a \leq x \leq b, \quad y(b) = \beta, \quad y'(b) = 0,$$

and

$$y'' = p(x)y' + q(x)y, \quad a \leq x \leq b, \quad y(b) = 0, \quad y'(b) = 1.$$

5. Use the Linear Shooting Algorithm to approximate the solution $y = e^{-10x}$ to the boundary-value problem

$$y'' = 100y, \quad 0 \leq x \leq 1, \quad y(0) = 1, \quad y(1) = e^{-10}.$$

Use $h = 0.1$ and 0.05 .

6. Write the second-order initial-value problems (11.3) and (11.4) as first-order systems, and derive the equations necessary to solve the systems using the fourth-order Runge-Kutta method for systems.
7. Let u represent the electrostatic potential between two concentric metal spheres of radii R_1 and R_2 ($R_1 < R_2$). The potential of the inner sphere is kept constant at V_1 volts, and the potential of the outer sphere is 0 volts. The potential in the region between the two spheres is governed by Laplace's equation, which, in this particular application, reduces to

$$\frac{d^2u}{dr^2} + \frac{2}{r} \frac{du}{dr} = 0, \quad R_1 \leq r \leq R_2, \quad u(R_1) = V_1, \quad u(R_2) = 0.$$

Suppose $R_1 = 2$ in., $R_2 = 4$ in., and $V_1 = 110$ volts.

- a. Approximate $u(3)$ using the Linear Shooting Algorithm.
- b. Compare the results of part (a) with the actual potential $u(3)$, where

$$u(r) = \frac{V_1 R_1}{r} \left(\frac{R_2 - r}{R_2 - R_1} \right).$$

8. Show that, under the hypothesis of Corollary 11.2, if y_2 is the solution to $y'' = p(x)y' + q(x)y$ and $y_2(a) = y_2(b) = 0$, then $y_2 \equiv 0$.
9. Consider the boundary-value problem

$$y'' + y = 0, \quad 0 \leq x \leq b, \quad y(0) = 0, \quad y(b) = B.$$

Find choices for b and B so that the boundary-value problem has

- a. No solution;
- b. Exactly one solution;
- c. Infinitely many solutions.
10. Attempt to apply Exercise 9 to the boundary-value problem

$$y'' - y = 0, \quad 0 \leq x \leq b, \quad y(0) = 0, \quad y(b) = B.$$

What happens? How do both problems relate to Corollary 11.2?

11.2 The Shooting Method for Nonlinear Problems

The shooting technique for the nonlinear second-order boundary-value problem

$$y'' = f(x, y, y'), \quad a \leq x \leq b, \quad y(a) = \alpha, \quad y(b) = \beta, \quad (11.6)$$

is similar to the linear technique, except that the solution to a nonlinear problem cannot be expressed as a linear combination of the solutions to two initial-value problems. Instead, we approximate the solution to the boundary-value problem by using the solutions to a

sequence of initial-value problems involving a parameter t . These problems have the form

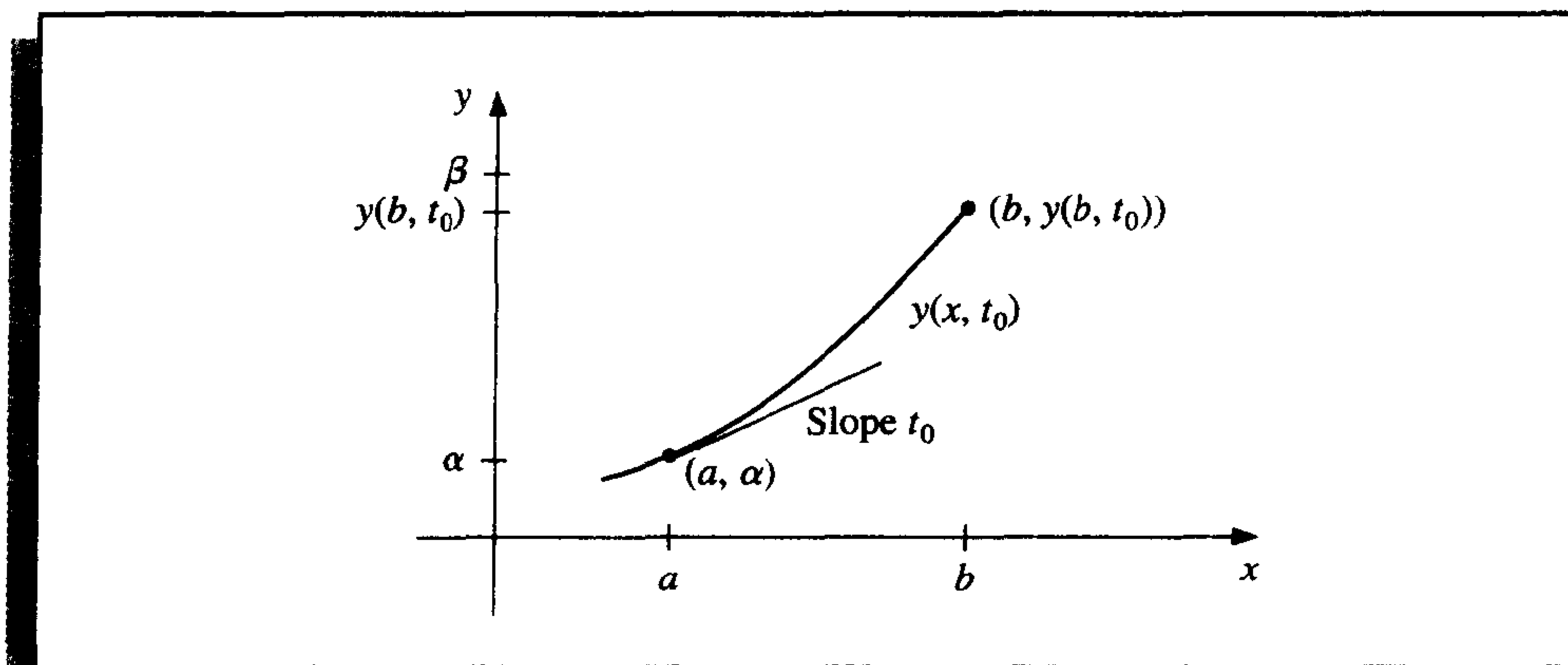
$$y'' = f(x, y, y'), \quad a \leq x \leq b, \quad y(a) = \alpha, \quad y'(a) = t. \quad (11.7)$$

We do this by choosing the parameters $t = t_k$ in a manner to ensure that

$$\lim_{k \rightarrow \infty} y(b, t_k) = y(b) = \beta,$$

where $y(x, t_k)$ denotes the solution to the initial-value problem (11.7) with $t = t_k$, and $y(x)$ denotes the solution to the boundary-value problem (11.6).

Figure 11.2



This technique is called a “shooting” method, by analogy to the procedure of firing objects at a stationary target. (See Figure 11.2.) We start with a parameter t_0 that determines the initial elevation at which the object is fired from the point (a, α) and along the curve described by the solution to the initial-value problem:

$$y'' = f(x, y, y'), \quad a \leq x \leq b, \quad y(a) = \alpha, \quad y'(a) = t_0.$$

If $y(b, t_0)$ is not sufficiently close to β , we correct our approximation by choosing elevations t_1, t_2 , and so on, until $y(b, t_k)$ is sufficiently close to “hitting” β . (See Figure 11.3.)

To determine the parameters t_k , suppose a boundary-value problem of the form (11.6) satisfies the hypotheses of Theorem 11.1. If $y(x, t)$ denotes the solution to the initial-value problem (11.7), we next determine t with

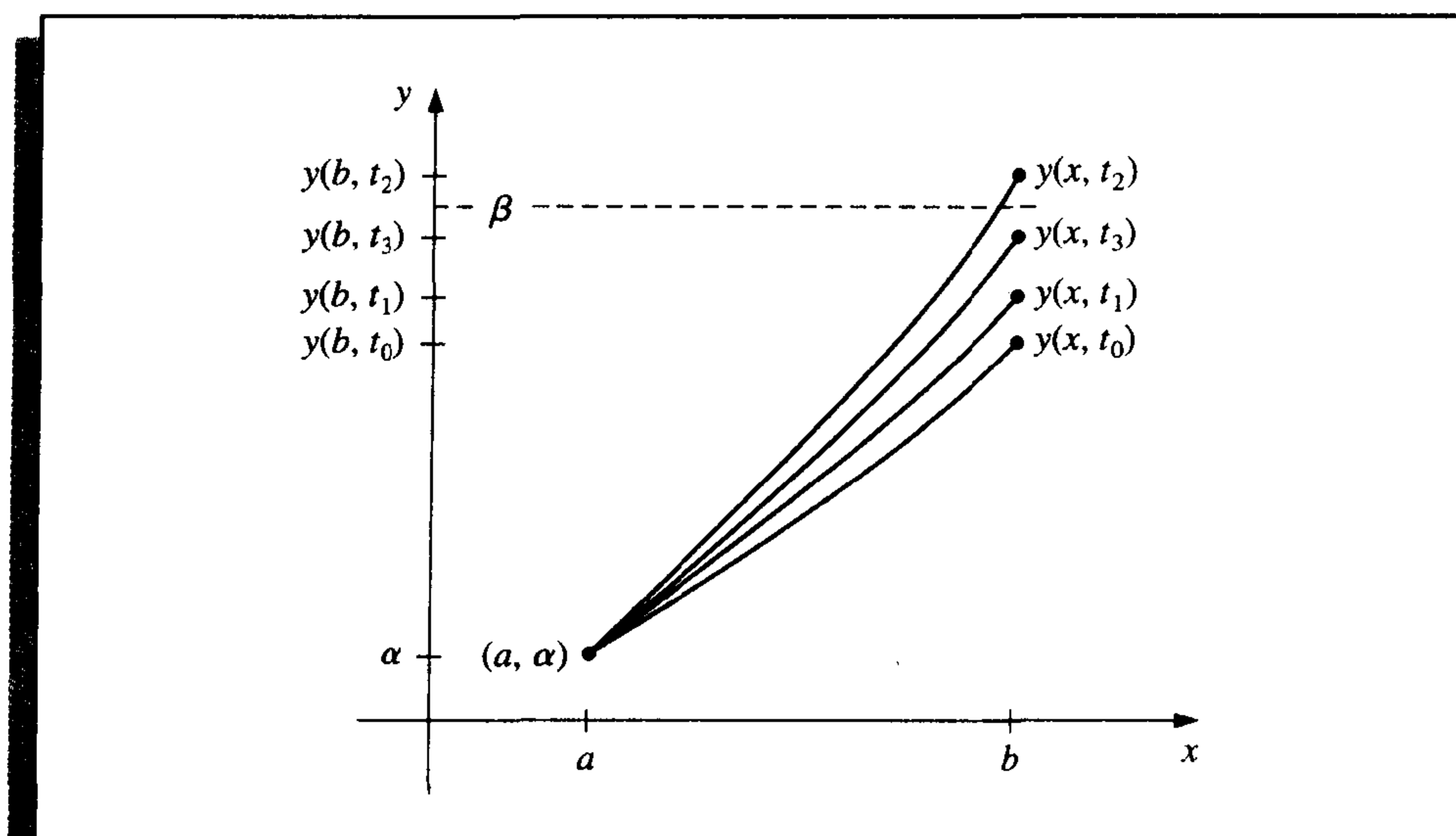
$$y(b, t) - \beta = 0. \quad (11.8)$$

This is a nonlinear equation of the type considered in Chapter 2, so a number of methods are available.

To use the Secant method to solve the problem, we need to choose initial approximations t_0 and t_1 , and then generate the remaining terms of the sequence by

$$t_k = t_{k-1} - \frac{(y(b, t_{k-1}) - \beta)(t_{k-1} - t_{k-2})}{y(b, t_{k-1}) - y(b, t_{k-2})}, \quad k = 2, 3, \dots$$

Figure 11.3



To use the more powerful Newton's method to generate the sequence $\{t_k\}$, only one initial approximation, t_0 , is needed. However, the iteration has the form

$$t_k = t_{k-1} - \frac{y(b, t_{k-1}) - \beta}{\frac{dy}{dt}(b, t_{k-1})}, \quad (11.9)$$

and it requires the knowledge of $(dy/dt)(b, t_{k-1})$. This presents a difficulty since an explicit representation for $y(b, t)$ is not known; we know only the values $y(b, t_0)$, $y(b, t_1)$, \dots , $y(b, t_{k-1})$.

Suppose we rewrite the initial-value problem (11.7), emphasizing that the solution depends on both x and the parameter t :

$$y''(x, t) = f(x, y(x, t), y'(x, t)), \quad a \leq x \leq b, \quad y(a, t) = \alpha, \quad y'(a, t) = t. \quad (11.10)$$

We have retained the prime notation to indicate differentiation with respect to x . Since we need to determine $(dy/dt)(b, t)$ when $t = t_{k-1}$, we first take the partial derivative of (11.10) with respect to t . This implies that

$$\begin{aligned} \frac{\partial y''}{\partial t}(x, t) &= \frac{\partial f}{\partial t}(x, y(x, t), y'(x, t)) \\ &= \frac{\partial f}{\partial x}(x, y(x, t), y'(x, t)) \frac{\partial x}{\partial t} + \frac{\partial f}{\partial y}(x, y(x, t), y'(x, t)) \frac{\partial y}{\partial t}(x, t) \\ &\quad + \frac{\partial f}{\partial y'}(x, y(x, t), y'(x, t)) \frac{\partial y'}{\partial t}(x, t). \end{aligned}$$

Since x and t are independent, $\partial x / \partial t = 0$ and

$$\frac{\partial y''}{\partial t}(x, t) = \frac{\partial f}{\partial y}(x, y(x, t), y'(x, t)) \frac{\partial y}{\partial t}(x, t) + \frac{\partial f}{\partial y'}(x, y(x, t), y'(x, t)) \frac{\partial y'}{\partial t}(x, t), \quad (11.11)$$

for $a \leq x \leq b$. The initial conditions give

$$\frac{\partial y}{\partial t}(a, t) = 0 \quad \text{and} \quad \frac{\partial y'}{\partial t}(a, t) = 1.$$

If we simplify the notation by using $z(x, t)$ to denote $(\partial y / \partial t)(x, t)$ and assume that the order of differentiation of x and t can be reversed, (11.11) with the initial conditions becomes the initial-value problem

$$z''(x, t) = \frac{\partial f}{\partial y}(x, y, y')z(x, t) + \frac{\partial f}{\partial y'}(x, y, y')z'(x, t), \quad (11.12)$$

$$a \leq x \leq b, \quad z(a, t) = 0, \quad z'(a, t) = 1.$$

Newton's method therefore requires that two initial-value problems be solved for each iteration, (11.10) and (11.12). Then from Eq. (11.9),

$$t_k = t_{k-1} - \frac{y(b, t_{k-1}) - \beta}{z(b, t_{k-1})}. \quad (11.13)$$

Of course, none of these initial-value problems is solved exactly; the solutions are approximated by one of the methods discussed in Chapter 5. Algorithm 11.2 uses the Runge-Kutta method of order four to approximate both solutions required by Newton's method. A similar procedure for the Secant method is considered in Exercise 4.

ALGORITHM

11.2

Nonlinear Shooting with Newton's Method

To approximate the solution of the nonlinear boundary-value problem

$$y'' = f(x, y, y'), \quad a \leq x \leq b, \quad y(a) = \alpha, \quad y(b) = \beta :$$

(Note: Equations (11.10) and (11.12) are written as first-order systems and solved.)

INPUT endpoints a, b ; boundary conditions α, β ; number of subintervals $N \geq 2$; tolerance TOL ; maximum number of iterations M .

OUTPUT approximations $w_{1,i}$ to $y(x_i)$; $w_{2,i}$ to $y'(x_i)$ for each $i = 0, 1, \dots, N$ or a message that the maximum number of iterations was exceeded.

Step 1 Set $h = (b - a)/N$;
 $k = 1$;
 $TK = (\beta - \alpha)/(b - a)$. (Note: TK could also be input.)

Step 2 While ($k \leq M$) do Steps 3–10.

Step 3 Set $w_{1,0} = \alpha$;
 $w_{2,0} = TK$;
 $u_1 = 0$;
 $u_2 = 1$.

Step 4 For $i = 1, \dots, N$ do Steps 5 and 6.
 (The Runge-Kutta method for systems is used in Steps 5 and 6.)

Step 5 Set $x = a + (i - 1)h$.

Step 6 Set $k_{1,1} = hw_{2,i-1}$;

$$k_{1,2} = hf(x, w_{1,i-1}, w_{2,i-1});$$

$$k_{2,1} = h(w_{2,i-1} + \frac{1}{2}k_{1,2});$$

$$k_{2,2} = hf(x + h/2, w_{1,i-1} + \frac{1}{2}k_{1,1}, w_{2,i-1} + \frac{1}{2}k_{1,2});$$

$$k_{3,1} = h(w_{2,i-1} + \frac{1}{2}k_{2,2});$$

$$k_{3,2} = hf(x + h/2, w_{1,i-1} + \frac{1}{2}k_{2,1}, w_{2,i-1} + \frac{1}{2}k_{2,2});$$

$$k_{4,1} = h(w_{2,i-1} + k_{3,2});$$

$$k_{4,2} = hf(x + h, w_{1,i-1} + k_{3,1}, w_{2,i-1} + k_{3,2});$$

$$w_{1,i} = w_{1,i-1} + (k_{1,1} + 2k_{2,1} + 2k_{3,1} + k_{4,1})/6;$$

$$w_{2,i} = w_{2,i-1} + (k_{1,2} + 2k_{2,2} + 2k_{3,2} + k_{4,2})/6;$$

$$k'_{1,1} = hu_2;$$

$$k'_{1,2} = h[f_y(x, w_{1,i-1}, w_{2,i-1})u_1 + f_{y'}(x, w_{1,i-1}, w_{2,i-1})u_2];$$

$$k'_{2,1} = h[u_2 + \frac{1}{2}k'_{1,2}];$$

$$k'_{2,2} = h[f_y(x + h/2, w_{1,i-1}, w_{2,i-1})(u_1 + \frac{1}{2}k'_{1,1}) + f_{y'}(x + h/2, w_{1,i-1}, w_{2,i-1})(u_2 + \frac{1}{2}k'_{1,2})];$$

$$k'_{3,1} = h(u_2 + \frac{1}{2}k'_{2,2});$$

$$k'_{3,2} = h[f_y(x + h/2, w_{1,i-1}, w_{2,i-1})(u_1 + \frac{1}{2}k'_{2,1}) + f_{y'}(x + h/2, w_{1,i-1}, w_{2,i-1})(u_2 + \frac{1}{2}k'_{2,2})];$$

$$k'_{4,1} = h(u_2 + k'_{3,2});$$

$$k'_{4,2} = h[f_y(x + h, w_{1,i-1}, w_{2,i-1})(u_1 + k'_{3,1}) + f_{y'}(x + h, w_{1,i-1}, w_{2,i-1})(u_2 + k'_{3,2})];$$

$$u_1 = u_1 + \frac{1}{6}[k'_{1,1} + 2k'_{2,1} + 2k'_{3,1} + k'_{4,1}];$$

$$u_2 = u_2 + \frac{1}{6}[k'_{1,2} + 2k'_{2,2} + 2k'_{3,2} + k'_{4,2}].$$

Step 7 If $|w_{1,N} - \beta| \leq TOL$ then do Steps 8 and 9.

Step 8 For $i = 0, 1, \dots, N$

set $x = a + ih$;

OUTPUT $(x, w_{1,i}, w_{2,i})$.

Step 9 (The procedure is complete.)

STOP.

Step 10 Set $TK = TK - \frac{w_{1,N} - \beta}{u_1}$;

(Newton's method is used to compute TK.)

$k = k + 1$.

Step 11 OUTPUT ('Maximum number of iterations exceeded');
 (The procedure was unsuccessful.)
 STOP. ■

The value $t_0 = TK$ selected in Step 1 is the slope of the straight line through (a, α) and (b, β) . If the problem satisfies the hypotheses of Theorem 11.1, any choice of t_0 will give convergence, but a good choice of t_0 will improve convergence, and the procedure will work for many problems that do not satisfy these hypotheses.

EXAMPLE 1 Consider the boundary-value problem

$$y'' = \frac{1}{8}(32 + 2x^3 - yy'), \quad 1 \leq x \leq 3, \quad y(1) = 17, \quad y(3) = \frac{43}{3},$$

which has the exact solution $y(x) = x^2 + 16/x$.

Applying the Shooting method given in Algorithm 11.2 to this problem requires approximating solutions to the initial-value problems

$$y'' = \frac{1}{8}(32 + 2x^3 - yy'), \quad 1 \leq x \leq 3, \quad y(1) = 17, \quad y'(1) = t_k,$$

and

$$z'' = \frac{\partial f}{\partial y}z + \frac{\partial f}{\partial y'}z' = -\frac{1}{8}(y'z + yz'), \quad 1 \leq x \leq 3, \quad z(1) = 0, \quad z'(1) = 1,$$

Table 11.2

x_i	$w_{1,i}$	$y(x_i)$	$ w_{1,i} - y(x_i) $
1.0	17.000000	17.000000	
1.1	15.755495	15.755455	4.06×10^{-5}
1.2	14.773389	14.773333	5.60×10^{-5}
1.3	13.997752	13.997692	5.94×10^{-5}
1.4	13.388629	13.388571	5.71×10^{-5}
1.5	12.916719	12.916667	5.23×10^{-5}
1.6	12.560046	12.560000	4.64×10^{-5}
1.7	12.301805	12.301765	4.02×10^{-5}
1.8	12.128923	12.128889	3.14×10^{-5}
1.9	12.031081	12.031053	2.84×10^{-5}
2.0	12.000023	12.000000	2.32×10^{-5}
2.1	12.029066	12.029048	1.84×10^{-5}
2.2	12.112741	12.112727	1.40×10^{-5}
2.3	12.246532	12.246522	1.01×10^{-5}
2.4	12.426673	12.426667	6.68×10^{-6}
2.5	12.650004	12.650000	3.61×10^{-6}
2.6	12.913847	12.913845	9.17×10^{-7}
2.7	13.215924	13.215926	1.43×10^{-6}
2.8	13.554282	13.554286	3.46×10^{-6}
2.9	13.927236	13.927241	5.21×10^{-6}
3.0	14.333327	14.333333	6.69×10^{-6}

at each step in the iteration. If the stopping technique requires

$$|w_{1,N}(t_k) - y(3)| \leq 10^{-5},$$

then we need four iterations and $t_4 = -14.000203$. The results obtained for this value of t are shown in Table 11.2. ■

Although Newton's method used with the shooting technique requires the solution of an additional initial-value problem, it will generally give faster convergence than the Secant method. Both methods are only locally convergent since they require good initial approximations. For a general discussion of the convergence of the shooting techniques for nonlinear problems, the reader is referred to the excellent book by Keller [Keller, H]. In that reference, more general boundary conditions are discussed. It is also noted that the shooting technique for nonlinear problems is sensitive to roundoff errors, especially if the solution $y(x)$ and $z(x, t)$ are rapidly increasing functions of x on $[a, b]$.

EXERCISE SET 11.2

- Use the Nonlinear Shooting Algorithm with $h = 0.5$ to approximate the solution to the boundary-value problem

$$y'' = -(y')^2 - y + \ln x, \quad 1 \leq x \leq 2, \quad y(1) = 0, \quad y(2) = \ln 2.$$

Compare your results to the actual solution $y = \ln x$.

- Use the Nonlinear Shooting Algorithm with $h = 0.25$ to approximate the solution to the boundary-value problem

$$y'' = 2y^3, \quad -1 \leq x \leq 0, \quad y(-1) = \frac{1}{2}, \quad y(0) = \frac{1}{3}.$$

Compare your results to the actual solution $y(x) = 1/(x + 3)$.

- Use the Nonlinear Shooting method with $TOL = 10^{-4}$ to approximate the solution to the following boundary-value problems. The actual solution is given for comparison to your results.
 - $y'' = y^3 - yy'$, $1 \leq x \leq 2$, $y(1) = \frac{1}{2}$, $y(2) = \frac{1}{3}$; use $h = 0.1$; actual solution $y(x) = (x + 1)^{-1}$.
 - $y'' = 2y^3 - 6y - 2x^3$, $1 \leq x \leq 2$, $y(1) = 2$, $y(2) = \frac{5}{2}$; use $h = 0.1$; actual solution $y(x) = x + x^{-1}$.
 - $y'' = y' + 2(y - \ln x)^3 - x^{-1}$, $2 \leq x \leq 3$, $y(2) = \frac{1}{2} + \ln 2$, $y(3) = \frac{1}{3} + \ln 3$; use $h = 0.1$; actual solution $y(x) = x^{-1} + \ln x$.
 - $y'' = [x^2(y')^2 - 9y^2 + 4x^6]/x^5$, $1 \leq x \leq 2$, $y(1) = 0$, $y(2) = \ln 256$; use $h = 0.05$; actual solution $y(x) = x^3 \ln x$.
- Change Algorithm 11.2 to incorporate the Secant method instead of Newton's method. Use $t_0 = (\beta - \alpha)/(b - a)$ and $t_1 = t_0 + (\beta - y(b, t_0))/(b - a)$.
- Repeat Exercise 3(a) and 3(c) using the Secant algorithm derived in Exercise 4, and compare the number of iterations required for the two methods.

6. The Van der Pol equation,

$$y'' - \mu(y^2 - 1)y' + y = 0, \quad \mu > 0,$$

governs the flow of current in a vacuum tube with three internal elements. Let $\mu = \frac{1}{2}$, $y(0) = 0$, and $y(2) = 1$. Approximate the solution $y(t)$ for $t = 0.2i$, where $1 \leq i \leq 9$.

11.3 Finite-Difference Methods for Linear Problems

The linear and nonlinear Shooting methods for boundary-value problems can present problems of instability. The methods in this section have better stability characteristics, but they generally require more computation to obtain a specified accuracy.

Methods involving finite differences for solving boundary-value problems replace each of the derivatives in the differential equation with an appropriate difference-quotient approximation of the type considered in Section 4.1. The particular difference quotient and step size h are chosen to maintain a specified order of truncation error. However, h cannot be chosen too small because of the instability of the derivative approximations.

The finite difference method for the linear second-order boundary-value problem,

$$y'' = p(x)y' + q(x)y + r(x), \quad a \leq x \leq b, \quad y(a) = \alpha, \quad y(b) = \beta, \quad (11.14)$$

requires that difference-quotient approximations be used to approximate both y' and y'' . First, we select an integer $N > 0$ and divide the interval $[a, b]$ into $(N + 1)$ equal subintervals whose endpoints are the mesh points $x_i = a + ih$, for $i = 0, 1, \dots, N + 1$, where $h = (b - a)/(N + 1)$. Choosing the step size h in this manner facilitates the application of a matrix algorithm from Chapter 6, which solves a linear system involving an $N \times N$ matrix.

At the interior mesh points, x_i , for $i = 1, 2, \dots, N$, the differential equation to be approximated is

$$y''(x_i) = p(x_i)y'(x_i) + q(x_i)y(x_i) + r(x_i). \quad (11.15)$$

Expanding y in a third Taylor polynomial about x_i evaluated at x_{i+1} and x_{i-1} , we have, assuming that $y \in C^4[x_{i-1}, x_{i+1}]$,

$$y(x_{i+1}) = y(x_i + h) = y(x_i) + hy'(x_i) + \frac{h^2}{2}y''(x_i) + \frac{h^3}{6}y'''(x_i) + \frac{h^4}{24}y^{(4)}(\xi_i^+),$$

for some ξ_i^+ in (x_i, x_{i+1}) , and

$$y(x_{i-1}) = y(x_i - h) = y(x_i) - hy'(x_i) + \frac{h^2}{2}y''(x_i) - \frac{h^3}{6}y'''(x_i) + \frac{h^4}{24}y^{(4)}(\xi_i^-),$$

for some ξ_i^- in (x_{i-1}, x_i) . If these equations are added, we have

$$y(x_{i+1}) + y(x_{i-1}) = 2y(x_i) + h^2 y''(x_i) + \frac{h^4}{24} [y^{(4)}(\xi_i^+) + y^{(4)}(\xi_i^-)],$$

and solving for $y''(x_i)$ gives

$$y''(x_i) = \frac{1}{h^2} [y(x_{i+1}) - 2y(x_i) + y(x_{i-1})] - \frac{h^2}{24} [y^{(4)}(\xi_i^+) + y^{(4)}(\xi_i^-)].$$

The Intermediate Value Theorem can be used to simplify this to

$$y''(x_i) = \frac{1}{h^2} [y(x_{i+1}) - 2y(x_i) + y(x_{i-1})] - \frac{h^2}{12} y^{(4)}(\xi_i), \quad (11.16)$$

for some ξ_i in (x_{i-1}, x_{i+1}) . This is called the **centered-difference formula** for $y''(x_i)$.

A centered-difference formula for $y'(x_i)$ is obtained in a similar manner (the details were considered in Section 4.1), resulting in

$$y'(x_i) = \frac{1}{2h} [y(x_{i+1}) - y(x_{i-1})] - \frac{h^2}{6} y'''(\eta_i), \quad (11.17)$$

for some η_i in (x_{i-1}, x_{i+1}) .

The use of these centered-difference formulas in Eq. (11.15) results in the equation

$$\begin{aligned} \frac{y(x_{i+1}) - 2y(x_i) + y(x_{i-1}))}{h^2} &= p(x_i) \left[\frac{y(x_{i+1}) - y(x_{i-1}))}{2h} \right] + q(x_i) y(x_i) \\ &\quad + r(x_i) - \frac{h^2}{12} [2p(x_i) y'''(\eta_i) - y^{(4)}(\xi_i)]. \end{aligned}$$

A Finite-Difference method with truncation error of order $O(h^2)$ results by using this equation together with the boundary conditions $y(a) = \alpha$ and $y(b) = \beta$ to define

$$w_0 = \alpha, \quad w_{N+1} = \beta$$

and

$$\left(\frac{-w_{i+1} + 2w_i - w_{i-1}}{h^2} \right) + p(x_i) \left(\frac{w_{i+1} - w_{i-1}}{2h} \right) + q(x_i) w_i = -r(x_i), \quad (11.18)$$

for each $i = 1, 2, \dots, N$.

In the form we will consider, Eq. (11.18) is rewritten as

$$-\left(1 + \frac{h}{2} p(x_i)\right) w_{i-1} + (2 + h^2 q(x_i)) w_i - \left(1 - \frac{h}{2} p(x_i)\right) w_{i+1} = -h^2 r(x_i),$$

and the resulting system of equations is expressed in the tridiagonal $N \times N$ matrix form

$$A\mathbf{w} = \mathbf{b}, \quad \text{where} \quad (11.19)$$

$$A = \begin{bmatrix} 2 + h^2q(x_1) & -1 + \frac{h}{2}p(x_1) & 0 & \cdots & 0 \\ -1 - \frac{h}{2}p(x_2) & 2 + h^2q(x_2) & -1 + \frac{h}{2}p(x_2) & \cdots & 0 \\ 0 & \cdots & \cdots & \cdots & 0 \\ \cdots & \cdots & \cdots & \cdots & \cdots \\ 0 & \cdots & 0 & -1 - \frac{h}{2}p(x_N) & 2 + h^2q(x_N) \end{bmatrix},$$

$$\mathbf{w} = \begin{bmatrix} w_1 \\ w_2 \\ \vdots \\ w_{N-1} \\ w_N \end{bmatrix}, \quad \text{and} \quad \mathbf{b} = \begin{bmatrix} -h^2r(x_1) + \left(1 + \frac{h}{2}p(x_1)\right)w_0 \\ -h^2r(x_2) \\ \vdots \\ -h^2r(x_{N-1}) \\ -h^2r(x_N) + \left(1 - \frac{h}{2}p(x_N)\right)w_{N+1} \end{bmatrix}.$$

The following theorem gives conditions under which the tridiagonal linear system (11.19) has a unique solution. Its proof is a consequence of Theorem 6.29 and is considered in Exercise 9.

Theorem 11.3

Suppose that p , q , and r are continuous on $[a, b]$. If $q(x) \geq 0$ on $[a, b]$, then the tridiagonal linear system (11.19) has a unique solution provided that $h < 2/L$, where $L = \max_{a \leq x \leq b} |p(x)|$. ■

It should be noted that the hypotheses of Theorem 11.3 guarantee a unique solution to the boundary-value problem (11.14), but they do not guarantee that $y \in C^4[a, b]$. We need to establish that $y^{(4)}$ is continuous on $[a, b]$ to ensure that the truncation error has order $O(h^2)$.

Algorithm 11.3 implements the Linear Finite-Difference method.

ALGORITHM

11.3

Linear Finite-Difference

To approximate the solution of the boundary-value problem

$$y'' = p(x)y' + q(x)y + r(x), \quad a \leq x \leq b, \quad y(a) = \alpha, \quad y(b) = \beta:$$

INPUT endpoints a, b ; boundary conditions α, β ; integer $N \geq 2$.

OUTPUT approximations w_i to $y(x_i)$ for each $i = 0, 1, \dots, N + 1$.

Step 1 Set $h = (b - a)/(N + 1)$;
 $x = a + h$;
 $a_1 = 2 + h^2q(x)$;
 $b_1 = -1 + (h/2)p(x)$;
 $d_1 = -h^2r(x) + (1 + (h/2)p(x))\alpha$.

- Step 2** For $i = 2, \dots, N - 1$
 set $x = a + ih$;
 $a_i = 2 + h^2q(x)$;
 $b_i = -1 + (h/2)p(x)$;
 $c_i = -1 - (h/2)p(x)$;
 $d_i = -h^2r(x)$.
- Step 3** Set $x = b - h$;
 $a_N = 2 + h^2q(x)$;
 $c_N = -1 - (h/2)p(x)$;
 $d_N = -h^2r(x) + (1 - (h/2)p(x))\beta$.
- Step 4** Set $l_1 = a_1$; (Steps 4–8 solve a tridiagonal linear system using Algorithm 6.7.)
 $u_1 = b_1/a_1$;
 $z_1 = d_1/l_1$.
- Step 5** For $i = 2, \dots, N - 1$ set $l_i = a_i - c_i u_{i-1}$;
 $u_i = b_i/l_i$;
 $z_i = (d_i - c_i z_{i-1})/l_i$.
- Step 6** Set $l_N = a_N - c_N u_{N-1}$;
 $z_N = (d_N - c_N z_{N-1})/l_N$.
- Step 7** Set $w_0 = \alpha$;
 $w_{N+1} = \beta$.
 $w_N = z_N$.
- Step 8** For $i = N - 1, \dots, 1$ set $w_i = z_i - u_i w_{i+1}$.
- Step 9** For $i = 0, \dots, N + 1$ set $x = a + ih$;
 OUTPUT (x, w_i) .
- Step 10** STOP. (The procedure is complete.) ■

EXAMPLE 1

Algorithm 11.3 will be used to approximate the solution to the linear boundary-value problem

$$y'' = -\frac{2}{x}y' + \frac{2}{x^2}y + \frac{\sin(\ln x)}{x^2}, \quad 1 \leq x \leq 2, \quad y(1) = 1, \quad y(2) = 2,$$

which was also approximated by the Shooting method in Example 2 of Section 11.1. For this example, we will use $N = 9$, so $h = 0.1$, and we have the same spacing as in Example 2 of Section 11.1. The complete results are listed in Table 11.3 on page 664.

These results are considerably less accurate than those obtained in Example 2 of Section 11.1. This is because the method used in that example involved a Runge-Kutta technique with local truncation error of order $O(h^4)$, whereas the difference method used here has local truncation error of order $O(h^2)$. ■

To obtain a difference method with greater accuracy, we can proceed in a number of ways. Using fifth-order Taylor series for approximating $y''(x_i)$ and $y'(x_i)$ results in a truncation error term involving h^4 . However, this process requires using multiples not only

- b. $y'' + 4y = \cos x$, $0 \leq x \leq \frac{\pi}{4}$, $y(0) = 0$, $y(\frac{\pi}{4}) = 0$; use $h = \frac{\pi}{20}$; actual solution $y(x) = -\frac{1}{3} \cos 2x - \frac{\sqrt{2}}{6} \sin 2x + \frac{1}{3} \cos x$.
- c. $y'' = -\frac{4}{x}y' - \frac{2}{x^2}y + \frac{2 \ln x}{x^2}$, $1 \leq x \leq 2$, $y(1) = \frac{1}{2}$, $y(2) = \ln 2$; use $h = 0.05$; actual solution $y(x) = \frac{4}{x} - \frac{2}{x^2} + \ln x - \frac{3}{2}$.
- d. $y'' = 2y' - y + xe^x - x$, $0 \leq x \leq 2$, $y(0) = 0$, $y(2) = -4$; use $h = 0.2$; actual solution $y(x) = \frac{1}{6}x^3e^x - \frac{5}{3}xe^x + 2e^x - x - 2$.
5. Use the Linear Finite-Difference Algorithm to approximate the solution $y = e^{-10x}$ to the boundary-value problem

$$y'' = 100y, \quad 0 \leq x \leq 1, \quad y(0) = 1, \quad y(1) = e^{-10}.$$

Use $h = 0.1$ and 0.05 . Can you explain the consequences?

6. Repeat Exercise 3(a) and (b) using the extrapolation discussed in Example 2.
7. The lead example of this chapter concerned the deflection of a beam with supported ends subject to uniform loading. The boundary-value problem governing this physical situation is

$$\frac{d^2w}{dx^2} = \frac{S}{EI}w + \frac{qx}{2EI}(x-l), \quad 0 < x < l,$$

with boundary conditions $w(0) = 0$ and $w(l) = 0$.

Suppose the beam is a W10-type steel I-beam with the following characteristics: length $l = 120$ in., intensity of uniform load $q = 100$ lb/ft, modulus of elasticity $E = 3.0 \times 10^7$ lb/in.², stress at ends $S = 1000$ lb, and central moment of inertia $I = 625$ in.⁴.

- a. Approximate the deflection $w(x)$ of the beam every 6 in.
- b. The actual relationship is given by

$$w(x) = c_1e^{ax} + c_2e^{-ax} + b(x-l)x + c,$$

where $c_1 = 7.7042537 \times 10^4$, $c_2 = 7.9207462 \times 10^4$, $a = 2.3094010 \times 10^{-4}$, $b = -4.1666666 \times 10^{-3}$, and $c = -1.5625 \times 10^5$. Is the maximum error on the interval within 0.2 in.?

- c. State law requires that $\max_{0 < x < l} w(x) < 1/300$. Does this beam meet state code?
8. The deflection of a uniformly loaded, long rectangular plate under an axial tension force is governed by a second-order differential equation. Let S represent the axial force and q the intensity of the uniform load. The deflection W along the elemental length is given by

$$W''(x) - \frac{S}{D}W(x) = \frac{-ql}{2D}x + \frac{q}{2D}x^2, \quad 0 \leq x \leq l, \quad W(0) = W(l) = 0,$$

where l is the length of the plate and D is the flexural rigidity of the plate. Let $q = 200$ lb/in.², $S = 100$ lb/in., $D = 8.8 \times 10^7$ lb/in., and $l = 50$ in. Approximate the deflection at 1-in. intervals.

9. Prove Theorem 11.3. [Hint: To use Theorem 6.29, first show that $|\frac{h}{2}p(x_i)| < 1$ implies that $|-1 - \frac{h}{2}p(x_i)| + |-1 + \frac{h}{2}p(x_i)| = 2$.]
10. Show that if $y \in C^6[a, b]$ and if w_0, w_1, \dots, w_{N+1} satisfy Eq. (11.18), then

$$w_i - y(x_i) = Ah^2 + O(h^4),$$

where A is independent of h , provided $q(x) \geq w > 0$ on $[a, b]$ for some w .

11.4 Finite-Difference Methods for Nonlinear Problems

For the general nonlinear boundary-value problem

$$y'' = f(x, y, y'), \quad a \leq x \leq b, \quad y(a) = \alpha, \quad y(b) = \beta,$$

the difference method is similar to the method applied to linear problems in Section 11.3. Here, however, the system of equations will not be linear, so an iterative process is required to solve it.

For the development of the procedure, we assume throughout that f satisfies the following conditions:

1. f and the partial derivatives f_y and $f_{y'}$ are all continuous on

$$D = \{(x, y, y') \mid a \leq x \leq b, \quad -\infty < y < \infty, \quad -\infty < y' < \infty\};$$

2. $f_y(x, y, y') \geq \delta$ on D , for some $\delta > 0$;
3. Constants k and L exist, with

$$k = \max_{(x,y,y') \in D} |f_y(x, y, y')| \quad \text{and} \quad L = \max_{(x,y,y') \in D} |f_{y'}(x, y, y')|.$$

This ensures, by Theorem 11.1, that a unique solution exists.

As in the linear case, we divide $[a, b]$ into $(N + 1)$ equal subintervals whose endpoints are at $x_i = a + ih$, for $i = 0, 1, \dots, N + 1$. Assuming that the exact solution has a bounded fourth derivative allows us to replace $y''(x_i)$ and $y'(x_i)$ in each of the equations

$$y''(x_i) = f(x_i, y(x_i), y'(x_i))$$

by the appropriate centered-difference formula given in Eqs. (11.16) and (11.17). This gives, for each $i = 1, 2, \dots, N$,

$$\frac{y(x_{i+1}) - 2y(x_i) + y(x_{i-1}))}{h^2} = f\left(x_i, y(x_i), \frac{y(x_{i+1}) - y(x_{i-1}))}{2h} - \frac{h^2}{6} y'''(\eta_i)\right) + \frac{h^2}{12} y^{(4)}(\xi_i),$$

for some ξ_i and η_i in the interval (x_{i-1}, x_{i+1}) .

As in the linear case, the difference method results when the error terms are deleted and the boundary conditions are employed:

$$w_0 = \alpha, \quad w_{N+1} = \beta,$$

and

$$-\frac{w_{i+1} - 2w_i + w_{i-1}}{h^2} + f\left(x_i, w_i, \frac{w_{i+1} - w_{i-1}}{2h}\right) = 0,$$

for each $i = 1, 2, \dots, N$.

The $N \times N$ nonlinear system obtained from this method,

$$\begin{aligned}
 2w_1 - w_2 + h^2 f\left(x_1, w_1, \frac{w_2 - \alpha}{2h}\right) - \alpha &= 0, \\
 -w_1 + 2w_2 - w_3 + h^2 f\left(x_2, w_2, \frac{w_3 - w_1}{2h}\right) &= 0, \\
 &\vdots \\
 -w_{N-2} + 2w_{N-1} - w_N + h^2 f\left(x_{N-1}, w_{N-1}, \frac{w_N - w_{N-2}}{2h}\right) &= 0, \\
 -w_{N-1} + 2w_N + h^2 f\left(x_N, w_N, \frac{\beta - w_{N-1}}{2h}\right) - \beta &= 0
 \end{aligned} \tag{11.20}$$

has a unique solution provided that $h < 2/L$, as shown in [Keller, H, p. 86].

We use Newton's method for nonlinear systems, discussed in Section 10.2, to approximate the solution to this system. A sequence of iterates $\{(w_1^{(k)}, w_2^{(k)}, \dots, w_N^{(k)})^t\}$ is generated that converges to the solution of system (11.20), provided that the initial approximation $(w_1^{(0)}, w_2^{(0)}, \dots, w_N^{(0)})^t$ is sufficiently close to the solution $(w_1, w_2, \dots, w_N)^t$, and that the Jacobian matrix for the system is nonsingular. For system (11.20), the Jacobian matrix $J(w_1, \dots, w_N)$ is tridiagonal with ij -th entry

$$J(w_1, \dots, w_N)_{ij} = \begin{cases} -1 + \frac{h}{2} f_{y'}\left(x_i, w_i, \frac{w_{i+1} - w_{i-1}}{2h}\right), & \text{for } i = j - 1 \text{ and } j = 2, \dots, N, \\ 2 + h^2 f_y\left(x_i, w_i, \frac{w_{i+1} - w_{i-1}}{2h}\right), & \text{for } i = j \text{ and } j = 1, \dots, N, \\ -1 - \frac{h}{2} f_{y'}\left(x_i, w_i, \frac{w_{i+1} - w_{i-1}}{2h}\right), & \text{for } i = j + 1 \text{ and } j = 1, \dots, N - 1, \end{cases}$$

where $w_0 = \alpha$ and $w_{N+1} = \beta$.

Newton's method for nonlinear systems requires that at each iteration the $N \times N$ linear system

$$\begin{aligned}
 &J(w_1, \dots, w_N)(v_1, \dots, v_N)^t \\
 &= -\left(2w_1 - w_2 - \alpha + h^2 f\left(x_1, w_1, \frac{w_2 - \alpha}{2h}\right), \right. \\
 &\quad \left. -w_1 + 2w_2 - w_3 + h^2 f\left(x_2, w_2, \frac{w_3 - w_1}{2h}\right), \dots, \right. \\
 &\quad \left. -w_{N-2} + 2w_{N-1} - w_N + h^2 f\left(x_{N-1}, w_{N-1}, \frac{w_N - w_{N-2}}{2h}\right), \right. \\
 &\quad \left. -w_{N-1} + 2w_N + h^2 f\left(x_N, w_N, \frac{\beta - w_{N-1}}{2h}\right) - \beta\right)^t
 \end{aligned}$$

be solved for v_1, v_2, \dots, v_N , since

$$w_i^{(k)} = w_i^{(k-1)} + v_i, \quad \text{for each } i = 1, 2, \dots, N.$$

Since J is tridiagonal, this is not as formidable a problem as it might at first appear. The Crout Factorization Algorithm (6.7) can be applied. The process is detailed in Algorithm 11.4.

ALGORITHM

11.4

Nonlinear Finite-Difference

To approximate the solution to the nonlinear boundary-value problem

$$y'' = f(x, y, y'), \quad a \leq x \leq b, \quad y(a) = \alpha, \quad y(b) = \beta :$$

INPUT endpoints a, b ; boundary conditions α, β ; integer $N \geq 2$; tolerance TOL ; maximum number of iterations M .

OUTPUT approximations w_i to $y(x_i)$ for each $i = 0, 1, \dots, N + 1$ or a message that the maximum number of iterations was exceeded.

Step 1 Set $h = (b - a)/(N + 1)$;

$$w_0 = \alpha;$$

$$w_{N+1} = \beta.$$

Step 2 For $i = 1, \dots, N$ set $w_i = \alpha + i \left(\frac{\beta - \alpha}{b - a} \right) h$.

Step 3 Set $k = 1$.

Step 4 While $k \leq M$ do Steps 5–16.

Step 5 Set $x = a + h$;

$$t = (w_2 - \alpha)/(2h);$$

$$a_1 = 2 + h^2 f_y(x, w_1, t);$$

$$b_1 = -1 + (h/2) f_{y'}(x, w_1, t);$$

$$d_1 = -(2w_1 - w_2 - \alpha + h^2 f(x, w_1, t)).$$

Step 6 For $i = 2, \dots, N - 1$

set $x = a + ih$;

$$t = (w_{i+1} - w_{i-1})/(2h);$$

$$a_i = 2 + h^2 f_y(x, w_i, t);$$

$$b_i = -1 + (h/2) f_{y'}(x, w_i, t);$$

$$c_i = -1 - (h/2) f_{y'}(x, w_i, t);$$

$$d_i = -(2w_i - w_{i+1} - w_{i-1} + h^2 f(x, w_i, t)).$$

Step 7 Set $x = b - h$;

$$t = (\beta - w_{N-1})/(2h);$$

$$a_N = 2 + h^2 f_y(x, w_N, t);$$

$$c_N = -1 - (h/2) f_{y'}(x, w_N, t);$$

$$d_N = -(2w_N - w_{N-1} - \beta + h^2 f(x, w_N, t)).$$

Step 8 Set $l_1 = a_1$; (Steps 8–12 solve a tridiagonal linear system using Algorithm 6.7.)

$$u_1 = b_1/a_1;$$

$$z_1 = d_1/l_1.$$

Step 9 For $i = 2, \dots, N - 1$ set $l_i = a_i - c_i u_{i-1}$;
 $u_i = b_i / l_i$;
 $z_i = (d_i - c_i z_{i-1}) / l_i$.

Step 10 Set $l_N = a_N - c_N u_{N-1}$;
 $z_N = (d_N - c_N z_{N-1}) / l_N$.

Step 11 Set $v_N = z_N$;
 $w_N = w_N + v_N$.

Step 12 For $i = N - 1, \dots, 1$ set $v_i = z_i - u_i v_{i+1}$;
 $w_i = w_i + v_i$.

Step 13 If $\|v\| \leq TOL$ then do Steps 14 and 15.

Step 14 For $i = 0, \dots, N + 1$ set $x = a + ih$;
 OUTPUT (x, w_i) .

Step 15 STOP. (*The procedure was successful.*)

Step 16 Set $k = k + 1$.

Step 17 OUTPUT ('Maximum number of iterations exceeded');
 (*The procedure was unsuccessful.*)
 STOP. ■

It can be shown (see [IK, p. 433]) that this Nonlinear Finite-Difference method is of order $O(h^2)$.

Since a good initial approximation is required when the satisfaction of conditions (1), (2), and (3) given at the beginning of this presentation cannot be verified, an upper bound for the number of iterations should be specified and, if exceeded, a new initial approximation or a reduction in step size considered. The initial approximations $w_i^{(0)}$ to w_i , for each $i = 1, 2, \dots, N$, are obtained in Step 2 by passing a straight line through (a, α) and (b, β) and evaluating at x_i .

EXAMPLE 1

We apply Algorithm 11.4, with $h = 0.1$, to the nonlinear boundary-value problem

$$y'' = \frac{1}{8}(32 + 2x^3 - yy'), \quad 1 \leq x \leq 3, \quad y(1) = 17, \quad y(3) = \frac{43}{3},$$

giving the results in Table 11.5. The stopping procedure used in this example was to iterate until values of successive iterates differed by less than 10^{-8} . This was accomplished with four iterations. The problem in this example is the same as that considered for the Nonlinear Shooting method, Example 1 of Section 11.2. ■

Richardson's extrapolation procedure can also be used for the Nonlinear Finite-Difference method. Table 11.6 lists the results when this method is applied to our example using $h = 0.1, 0.05$, and 0.025 , with four iterations in each case. The notation is the same as in Example 2 of Section 11.3, and the values of Ext_3 are all accurate to the places listed, with an actual maximum error of 3.68×10^{-10} . The values of $w_i(h = 0.1)$ are omitted from the table, since they were listed previously.

Table 11.5

x_i	w_i	$y(x_i)$	$ w_i - y(x_i) $
1.0	17.000000	17.000000	
1.1	15.754503	15.755455	9.520×10^{-4}
1.2	14.771740	14.773333	1.594×10^{-3}
1.3	13.995677	13.997692	2.015×10^{-3}
1.4	13.386297	13.388571	2.275×10^{-3}
1.5	12.914252	12.916667	2.414×10^{-3}
1.6	12.557538	12.560000	2.462×10^{-3}
1.7	12.299326	12.301765	2.438×10^{-3}
1.8	12.126529	12.128889	2.360×10^{-3}
1.9	12.028814	12.031053	2.239×10^{-3}
2.0	11.997915	12.000000	2.085×10^{-3}
2.1	12.027142	12.029048	1.905×10^{-3}
2.2	12.111020	12.112727	1.707×10^{-3}
2.3	12.245025	12.246522	1.497×10^{-3}
2.4	12.425388	12.426667	1.278×10^{-3}
2.5	12.648944	12.650000	1.056×10^{-3}
2.6	12.913013	12.913846	8.335×10^{-4}
2.7	13.215312	13.215926	6.142×10^{-4}
2.8	13.553885	13.554286	4.006×10^{-4}
2.9	13.927046	13.927241	1.953×10^{-4}
3.0	14.333333	14.333333	

Table 11.6

x_i	$w_i(h = 0.05)$	$w_i(h = 0.025)$	Ext_{1i}	Ext_{2i}	Ext_{3i}
1.0	17.00000000	17.00000000	17.00000000	17.00000000	17.00000000
1.1	15.75521721	15.75539525	15.75545543	15.75545460	15.75545455
1.2	14.77293601	14.77323407	14.77333479	14.77333342	14.77333333
1.3	13.99718996	13.99756690	13.99769413	13.99769242	13.99769231
1.4	13.38800424	13.38842973	13.38857346	13.38857156	13.38857143
1.5	12.91606471	12.91651628	12.91666881	12.91666680	12.91666667
1.6	12.55938618	12.55984665	12.56000217	12.56000014	12.56000000
1.7	12.30115670	12.30161280	12.30176684	12.30176484	12.30176471
1.8	12.12830042	12.12874287	12.12899094	12.12888902	12.12888889
1.9	12.03049438	12.03091316	12.03105457	12.03105275	12.03105263
2.0	11.99948020	11.99987013	12.00000179	12.00000011	12.00000000
2.1	12.02857252	12.02892892	12.02902924	12.02904772	12.02904762
2.2	12.11230149	12.11262089	12.11272872	12.11272736	12.11272727
2.3	12.24614846	12.24642848	12.24652299	12.24652182	12.24652174
2.4	12.42634789	12.42658702	12.42666773	12.42666673	12.42666667
2.5	12.64973666	12.64993420	12.65000086	12.65000005	12.65000000
2.6	12.91362828	12.91379422	12.91384683	12.91384620	12.91384615
2.7	13.21577275	13.21588765	13.21592641	13.21592596	13.21592593
2.8	13.55418579	13.55426075	13.55428603	13.55428573	13.55428571
2.9	13.92719268	13.92722921	13.92724153	13.92724139	13.92724138
3.0	14.33333333	14.33333333	14.33333333	14.33333333	14.33333333

EXERCISE SET 11.4

1. Use the Nonlinear Finite-Difference Algorithm with $h = 0.5$ to approximate the solution to the boundary-value problem

$$y'' = -(y')^2 - y + \ln x, \quad 1 \leq x \leq 2, \quad y(1) = 0, \quad y(2) = \ln 2.$$

Compare your results to the actual solution $y = \ln x$.

2. Use the Nonlinear Finite-Difference Algorithm with $h = 0.25$ to approximate the solution to the boundary-value problem

$$y'' = 2y^3, \quad -1 \leq x \leq 0, \quad y(-1) = \frac{1}{2}, \quad y(0) = \frac{1}{3}$$

Compare your results to the actual solution $y(x) = 1/(x + 3)$.

3. Use the Nonlinear Finite-Difference Algorithm with $TOL = 10^{-4}$ to approximate the solution to the following boundary-value problems. The actual solution is given for comparison to your results.
- $y'' = y^3 - yy'$, $1 \leq x \leq 2$, $y(1) = \frac{1}{2}$, $y(2) = \frac{1}{3}$; use $h = 0.1$; actual solution $y(x) = (x + 1)^{-1}$.
 - $y'' = 2y^3 - 6y - 2x^3$, $1 \leq x \leq 2$, $y(1) = 2$, $y(2) = \frac{5}{2}$; use $h = 0.1$; actual solution $y(x) = x + x^{-1}$.
 - $y'' = y' + 2(y - \ln x)^3 - x^{-1}$, $2 \leq x \leq 3$, $y(2) = \frac{1}{2} + \ln 2$, $y(3) = \frac{1}{3} + \ln 3$; use $h = 0.1$; actual solution $y(x) = x^{-1} + \ln x$.
 - $y'' = (x^2(y')^2 - 9y^2 + 4x^6)/x^5$, $1 \leq x \leq 2$, $y(1) = 0$, $y(2) = \ln 256$; use $h = 0.05$; actual solution $y(x) = x^3 \ln x$.
4. Repeat Exercise 3(a) and (b) using extrapolation.
5. Show that the hypotheses listed at the beginning of the section ensure the nonsingularity of the Jacobian matrix J for $h < 2/L$.
6. In Exercise 7 of Section 11.3, the deflection of a beam with supported ends subject to uniform loading was approximated. Using a more appropriate representation of curvature gives the differential equation

$$[1 + (w'(x))^2]^{-3/2} w''(x) = \frac{S}{EI} w(x) + \frac{qx}{2EI} (x - l), \quad \text{for } 0 < x < l.$$

Approximate the deflection $w(x)$ of the beam every 6 in., and compare the results to those of Exercise 7 of Section 11.3.

11.5 The Rayleigh-Ritz Method

The Shooting method for approximating the solution to a boundary-value problem replaced the boundary-value problem with pair of initial-value problems. The finite-difference approach replaces the continuous operation of differentiation with the discrete operation of finite differences. The Rayleigh-Ritz method is a variational technique that attacks the problem from a third approach. The boundary-value problem is first reformulated as a problem

of choosing, from the set of all sufficiently differentiable functions satisfying the boundary conditions, the function to minimize a certain integral. Then the set of feasible functions is reduced in size, to result in an approximation to the solution of the minimization problem and (as a consequence) an approximation to the solution of the boundary-value problem.

To describe the Rayleigh-Ritz method, we consider approximating the solution to a linear two-point boundary-value problem from beam-stress analysis. This boundary-value problem is described by the differential equation

$$-\frac{d}{dx} \left(p(x) \frac{dy}{dx} \right) + q(x)y = f(x), \quad \text{for } 0 \leq x \leq 1, \quad (11.21)$$

with the boundary conditions

$$y(0) = y(1) = 0. \quad (11.22)$$

This differential equation describes the deflection $y(x)$ of a beam of length 1 with variable cross section represented by $q(x)$. The deflection is due to the added stresses $p(x)$ and $f(x)$.

In the discussion that follows, we assume that $p \in C^1[0, 1]$ and $q, f \in C[0, 1]$. Further, we assume that there exists a constant $\delta > 0$ such that

$$p(x) \geq \delta, \quad \text{and that } q(x) \geq 0, \quad \text{for each } x \text{ in } [0, 1].$$

These assumptions are sufficient to guarantee that the boundary-value problem given in (11.22) and (11.23) has a unique solution (see [BSW]).

As is the case in many boundary-value problems that describe physical phenomena, the solution to the beam equation satisfies a **variational** property. The variational principle for the beam equation is fundamental to the development of the Rayleigh-Ritz method and characterizes the solution to the beam equation as the function that minimizes a certain integral over all functions in $C_0^2[0, 1]$, the set of those functions u in $C^2[0, 1]$ with the property that $u(0) = u(1) = 0$. The following theorem gives the characterization.

Theorem 11.4 Let $p \in C^1[0, 1]$, $q, f \in C[0, 1]$, and

$$p(x) \geq \delta > 0, \quad q(x) \geq 0, \quad \text{for } 0 \leq x \leq 1.$$

The function $y \in C_0^2[0, 1]$ is the unique solution to the differential equation

$$-\frac{d}{dx} \left(p(x) \frac{dy}{dx} \right) + q(x)y = f(x), \quad \text{for } 0 \leq x \leq 1, \quad (11.23)$$

if and only if y is the unique function in $C_0^2[0, 1]$ that minimizes the integral

$$I[u] = \int_0^1 \{p(x)[u'(x)]^2 + q(x)[u(x)]^2 - 2f(x)u(x)\} dx. \quad (11.24)$$

■

Details of the proof of this theorem can be found in [Shul, pp. 88-89]. It proceeds in three steps. First it is shown that any solution y to (11.24) also satisfies the equation

$$\int_0^1 f(x)u(x)dx = \int_0^1 p(x)\frac{dy}{dx}(x)\frac{du}{dx}(x) + q(x)y(x)u(x)dx, \quad (11.25)$$

for all $u \in C_0^2[0,1]$.

The second step shows that $y \in C_0^2[0, 1]$ is a solution to (11.25) if and only if (11.26) holds for all $u \in C_0^2[0, 1]$.

The final step shows that (11.26) has a unique solution. This unique solution will also be a solution to (11.25) and to (11.24), so the solutions to (11.24) and (11.25) are identical.

The Rayleigh-Ritz method approximates the solution y by minimizing the integral, not over all the functions in $C_0^2[0, 1]$, but over a smaller set of functions consisting of linear combinations of certain basis functions $\phi_1, \phi_2, \dots, \phi_n$. The basis functions are linearly independent and satisfy

$$\phi_i(0) = \phi_i(1) = 0, \quad \text{for each } i = 1, 2, \dots, n.$$

An approximation $\phi(x) = \sum_{i=1}^n c_i \phi_i(x)$ to the solution $y(x)$ of Eq. (11.24) is then obtained by finding constants c_1, c_2, \dots, c_n to minimize $I[\sum_{i=1}^n c_i \phi_i]$.

From Eq. (11.25),

$$\begin{aligned} I[\phi] &= I\left[\sum_{i=1}^n c_i \phi_i\right] \\ &= \int_0^1 \left\{ p(x) \left[\sum_{i=1}^n c_i \phi_i'(x) \right]^2 + q(x) \left[\sum_{i=1}^n c_i \phi_i(x) \right]^2 - 2f(x) \sum_{i=1}^n c_i \phi_i(x) \right\} dx, \end{aligned} \quad (11.26)$$

and, for a minimum to occur, it is necessary, when considering I as a function of c_1, c_2, \dots, c_n , to have

$$\frac{\partial I}{\partial c_j} = 0, \quad \text{for each } j = 1, 2, \dots, n. \quad (11.27)$$

Differentiating (11.27) gives

$$\frac{\partial I}{\partial c_j} = \int_0^1 \left\{ 2p(x) \sum_{i=1}^n c_i \phi_i'(x) \phi_j'(x) + 2q(x) \sum_{i=1}^n c_i \phi_i(x) \phi_j(x) - 2f(x) \phi_j(x) \right\} dx,$$

and substituting into Eq. (11.28) yields

$$0 = \sum_{i=1}^n \left[\int_0^1 \{ p(x) \phi_i'(x) \phi_j'(x) + q(x) \phi_i(x) \phi_j(x) \} dx \right] c_i - \int_0^1 f(x) \phi_j(x) dx, \quad (11.28)$$

for each $j = 1, 2, \dots, n$.

The *normal equations* described in Eq. (11.29) produce an $n \times n$ linear system $A\mathbf{c} = \mathbf{b}$ in the variables c_1, c_2, \dots, c_n , where the symmetric matrix A is given by

$$a_{ij} = \int_0^1 [p(x) \phi_i'(x) \phi_j'(x) + q(x) \phi_i(x) \phi_j(x)] dx,$$

and \mathbf{b} is defined by

$$b_i = \int_0^1 f(x)\phi_i(x) dx.$$

The simplest choice of basis functions involves piecewise-linear polynomials. The first step is to form a partition of $[0, 1]$ by choosing points x_0, x_1, \dots, x_{n+1} with

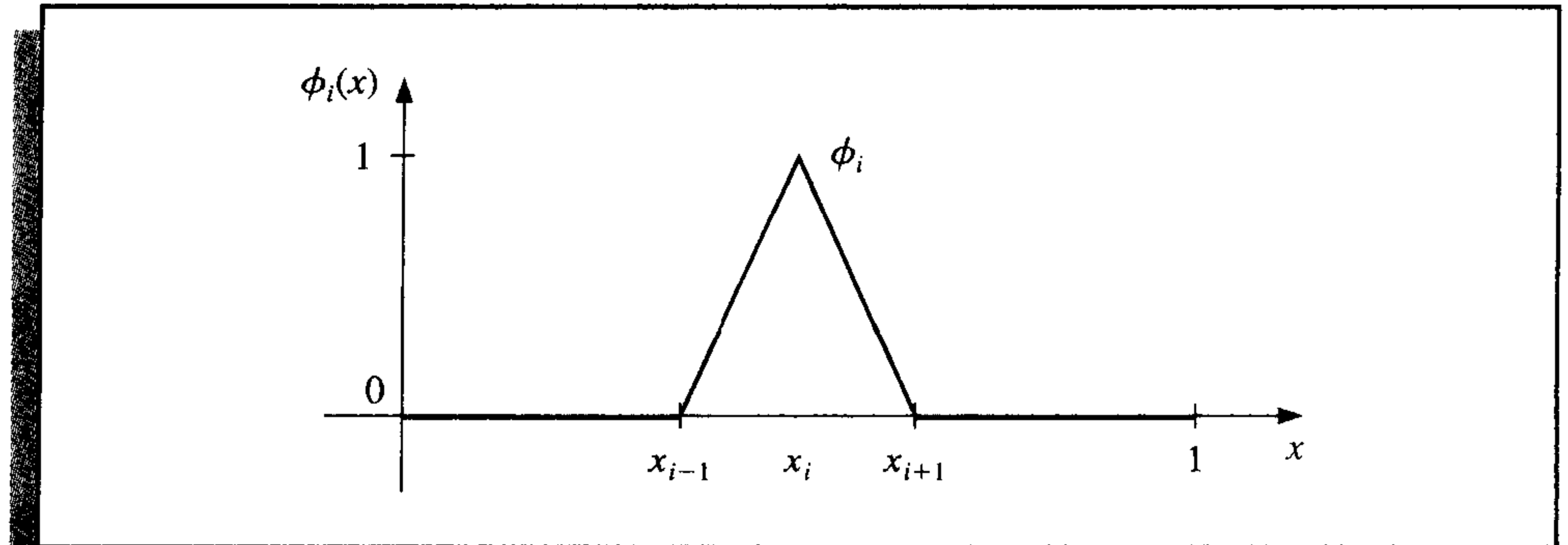
$$0 = x_0 < x_1 < \dots < x_n < x_{n+1} = 1.$$

Letting $h_i = x_{i+1} - x_i$, for each $i = 0, 1, \dots, n$, we define the basis functions $\phi_1(x), \phi_2(x), \dots, \phi_n(x)$ by

$$\phi_i(x) = \begin{cases} 0, & \text{if } 0 \leq x \leq x_{i-1}, \\ \frac{1}{h_{i-1}}(x - x_{i-1}), & \text{if } x_{i-1} < x \leq x_i, \\ \frac{1}{h_i}(x_{i+1} - x), & \text{if } x_i < x \leq x_{i+1}, \\ 0, & \text{if } x_{i+1} < x \leq 1, \end{cases} \quad (11.29)$$

for each $i = 1, 2, \dots, n$. (See Figure 11.4.)

Figure 11.4



Since the functions ϕ_i are piecewise-linear, the derivatives ϕ_i' , while not continuous, are constant on (x_j, x_{j+1}) , for each $j = 0, 1, \dots, n$, and

$$\phi_i'(x) = \begin{cases} 0, & \text{if } 0 < x < x_{i-1}, \\ \frac{1}{h_{i-1}}, & \text{if } x_{i-1} < x < x_i, \\ -\frac{1}{h_i}, & \text{if } x_i < x < x_{i+1}, \\ 0, & \text{if } x_{i+1} < x < 1, \end{cases} \quad (11.30)$$

for each $i = 1, 2, \dots, n$.

Because ϕ_i and ϕ'_i are nonzero only on (x_{i-1}, x_{i+1}) ,

$$\phi_i(x)\phi_j(x) \equiv 0 \quad \text{and} \quad \phi'_i(x)\phi'_j(x) \equiv 0,$$

except when j is $i - 1$, i , or $i + 1$. As a consequence, the linear system given by (11.29) reduces to an $n \times n$ tridiagonal linear system. The nonzero entries in A are

$$\begin{aligned} a_{ii} &= \int_0^1 \{p(x)[\phi'_i(x)]^2 + q(x)[\phi_i(x)]^2\} dx \\ &= \left(\frac{1}{h_{i-1}}\right)^2 \int_{x_{i-1}}^{x_i} p(x) dx + \left(\frac{-1}{h_i}\right)^2 \int_{x_i}^{x_{i+1}} p(x) dx \\ &\quad + \left(\frac{1}{h_{i-1}}\right)^2 \int_{x_{i-1}}^{x_i} (x - x_{i-1})^2 q(x) dx + \left(\frac{1}{h_i}\right)^2 \int_{x_i}^{x_{i+1}} (x_{i+1} - x)^2 q(x) dx, \end{aligned}$$

for each $i = 1, 2, \dots, n$;

$$\begin{aligned} a_{i,i+1} &= \int_0^1 \{p(x)\phi'_i(x)\phi'_{i+1}(x) + q(x)\phi_i(x)\phi_{i+1}(x)\} dx \\ &= -\left(\frac{1}{h_i}\right)^2 \int_{x_i}^{x_{i+1}} p(x) dx + \left(\frac{1}{h_i}\right)^2 \int_{x_i}^{x_{i+1}} (x_{i+1} - x)(x - x_i)q(x) dx, \end{aligned}$$

for each $i = 1, 2, \dots, n - 1$; and

$$\begin{aligned} a_{i,i-1} &= \int_0^1 \{p(x)\phi'_i(x)\phi'_{i-1}(x) + q(x)\phi_i(x)\phi_{i-1}(x)\} dx \\ &= -\left(\frac{1}{h_{i-1}}\right)^2 \int_{x_{i-1}}^{x_i} p(x) dx + \left(\frac{1}{h_{i-1}}\right)^2 \int_{x_{i-1}}^{x_i} (x_i - x)(x - x_{i-1})q(x) dx, \end{aligned}$$

for each $i = 2, \dots, n$. The entries in \mathbf{b} are

$$b_i = \int_0^1 f(x)\phi_i(x) dx = \frac{1}{h_{i-1}} \int_{x_{i-1}}^{x_i} (x - x_{i-1})f(x) dx + \frac{1}{h_i} \int_{x_i}^{x_{i+1}} (x_{i+1} - x)f(x) dx,$$

for each $i = 1, 2, \dots, n$.

There are six types of integrals to be evaluated:

$$Q_{1,i} = \left(\frac{1}{h_i}\right)^2 \int_{x_i}^{x_{i+1}} (x_{i+1} - x)(x - x_i)q(x) dx, \quad \text{for each } i = 1, 2, \dots, n - 1,$$

$$Q_{2,i} = \left(\frac{1}{h_{i-1}}\right)^2 \int_{x_{i-1}}^{x_i} (x - x_{i-1})^2 q(x) dx, \quad \text{for each } i = 1, 2, \dots, n,$$

$$Q_{3,i} = \left(\frac{1}{h_i}\right)^2 \int_{x_i}^{x_{i+1}} (x_{i+1} - x)^2 q(x) dx, \quad \text{for each } i = 1, 2, \dots, n,$$

$$Q_{4,i} = \left(\frac{1}{h_{i-1}}\right)^2 \int_{x_{i-1}}^{x_i} p(x) dx, \quad \text{for each } i = 1, 2, \dots, n+1,$$

$$Q_{5,i} = \frac{1}{h_{i-1}} \int_{x_{i-1}}^{x_i} (x - x_{i-1}) f(x) dx, \quad \text{for each } i = 1, 2, \dots, n,$$

and

$$Q_{6,i} = \frac{1}{h_i} \int_{x_i}^{x_{i+1}} (x_{i+1} - x) f(x) dx, \quad \text{for each } i = 1, 2, \dots, n.$$

The matrix A and the vector \mathbf{b} in the linear system $A\mathbf{c} = \mathbf{b}$ have the entries

$$a_{i,i} = Q_{4,i} + Q_{4,i+1} + Q_{2,i} + Q_{3,i}, \quad \text{for each } i = 1, 2, \dots, n,$$

$$a_{i,i+1} = -Q_{4,i+1} + Q_{1,i}, \quad \text{for each } i = 1, 2, \dots, n-1,$$

$$a_{i,i-1} = -Q_{4,i} + Q_{1,i-1}, \quad \text{for each } i = 2, 3, \dots, n,$$

and

$$b_i = Q_{5,i} + Q_{6,i}, \quad \text{for each } i = 1, 2, \dots, n.$$

The entries in \mathbf{c} are the unknown coefficients c_1, c_2, \dots, c_n , from which the Rayleigh-Ritz approximation ϕ , given by $\phi(x) = \sum_{i=1}^n c_i \phi_i(x)$, is constructed.

A practical difficulty with this method is the necessity of evaluating $6n$ integrals. The integrals can be evaluated either directly or by a quadrature formula such as Composite Simpson's rule. An alternative approach for the integral evaluation is to approximate each of the functions p , q , and f with its piecewise-linear interpolating polynomial and then integrate the approximation. Consider, for example, the integral $Q_{1,i}$. The piecewise-linear interpolation of q is

$$P_q(x) = \sum_{i=0}^{n+1} q(x_i) \phi_i(x),$$

where ϕ_1, \dots, ϕ_n are defined in (11.30) and

$$\phi_0(x) = \begin{cases} \frac{x_1 - x}{x_1}, & \text{if } 0 \leq x \leq x_1 \\ 0, & \text{elsewhere} \end{cases} \quad \text{and} \quad \phi_{n+1}(x) = \begin{cases} \frac{x - x_n}{1 - x_n}, & \text{if } x_n \leq x \leq 1 \\ 0, & \text{elsewhere.} \end{cases}$$

Since the interval of integration is $[x_i, x_{i+1}]$, the piecewise polynomial $P_q(x)$ reduces to

$$P_q(x) = q(x_i) \phi_i(x) + q(x_{i+1}) \phi_{i+1}(x).$$

This is the first-degree interpolating polynomial studied in Section 3.1. By Theorem 3.3,

$$|q(x) - P_q(x)| = O(h_i^2), \quad \text{for } x_i \leq x \leq x_{i+1},$$

if $q \in C^2[x_i, x_{i+1}]$. For $i = 1, 2, \dots, n-1$, the approximation to $Q_{1,i}$ is obtained by integrating the approximation to the integrand

$$\begin{aligned} Q_{1,i} &= \left(\frac{1}{h_i}\right)^2 \int_{x_i}^{x_{i+1}} (x_{i+1} - x)(x - x_i)q(x) dx \\ &\approx \left(\frac{1}{h_i}\right)^2 \int_{x_i}^{x_{i+1}} (x_{i+1} - x)(x - x_i) \left[\frac{q(x_i)(x_{i+1} - x)}{h_i} + \frac{q(x_{i+1})(x - x_i)}{h_i} \right] dx \\ &= \frac{h_i}{12} [q(x_i) + q(x_{i+1})]. \end{aligned}$$

Further, if $q \in C^2[x_i, x_{i+1}]$, then

$$\left| Q_{1,i} - \frac{h_i}{12} [q(x_i) + q(x_{i+1})] \right| = O(h_i^3).$$

Approximations to the other integrals are derived in a similar manner and are given by

$$\begin{aligned} Q_{2,i} &\approx \frac{h_{i-1}}{12} [3q(x_i) + q(x_{i-1})], & Q_{3,i} &\approx \frac{h_i}{12} [3q(x_i) + q(x_{i+1})], \\ Q_{4,i} &\approx \frac{h_{i-1}}{2} [p(x_i) + p(x_{i-1})], & Q_{5,i} &\approx \frac{h_{i-1}}{6} [2f(x_i) + f(x_{i-1})], \end{aligned}$$

and

$$Q_{6,i} \approx \frac{h_i}{6} [2f(x_i) + f(x_{i+1})].$$

Algorithm 11.5 sets up the tridiagonal linear system and incorporates the Crout Factorization Algorithm 6.7 to solve the system. The integrals $Q_{1,i}, \dots, Q_{6,i}$ can be computed by one of the methods mentioned previously.

ALGORITHM

11.5

Piecewise Linear Rayleigh-Ritz

To approximate the solution to the boundary-value problem

$$-\frac{d}{dx} \left(p(x) \frac{dy}{dx} \right) + q(x)y = f(x), \quad 0 \leq x \leq 1, \quad y(0) = y(1) = 0,$$

with the piecewise linear function

$$\phi(x) = \sum_{i=1}^n c_i \phi_i(x) :$$

INPUT integer $n \geq 1$; points $x_0 = 0 < x_1 < \dots < x_n < x_{n+1} = 1$.

OUTPUT coefficients c_1, \dots, c_n .

Step 1 For $i = 0, \dots, n$ set $h_i = x_{i+1} - x_i$.

Step 2 For $i = 1, \dots, n$ define the piecewise linear basis ϕ_i by

$$\phi_i(x) = \begin{cases} 0, & 0 \leq x \leq x_{i-1}, \\ \frac{x - x_{i-1}}{h_{i-1}}, & x_{i-1} < x \leq x_i, \\ \frac{x_{i+1} - x}{h_i}, & x_i < x \leq x_{i+1}, \\ 0, & x_{i+1} < x \leq 1. \end{cases}$$

Step 3 For each $i = 1, 2, \dots, n-1$ compute $Q_{1,i}, Q_{2,i}, Q_{3,i}, Q_{4,i}, Q_{5,i}, Q_{6,i}$;
Compute $Q_{2,n}, Q_{3,n}, Q_{4,n}, Q_{4,n+1}, Q_{5,n}, Q_{6,n}$.

Step 4 For each $i = 1, 2, \dots, n-1$, set $\alpha_i = Q_{4,i} + Q_{4,i+1} + Q_{2,i} + Q_{3,i}$;
 $\beta_i = Q_{1,i} - Q_{4,i+1}$;
 $b_i = Q_{5,i} + Q_{6,i}$.

Step 5 Set $\alpha_n = Q_{4,n} + Q_{4,n+1} + Q_{2,n} + Q_{3,n}$;
 $b_n = Q_{5,n} + Q_{6,n}$.

Step 6 Set $a_1 = \alpha_1$; (Steps 6–10 solve a symmetric tridiagonal linear system using Algorithm 6.7.)

$$\zeta_1 = \beta_1/\alpha_1;$$

$$z_1 = b_1/a_1.$$

Step 7 For $i = 2, \dots, n-1$ set $a_i = \alpha_i - \beta_{i-1}\zeta_{i-1}$;
 $\zeta_i = \beta_i/a_i$;
 $z_i = (b_i - \beta_{i-1}z_{i-1})/a_i$.

Step 8 Set $a_n = \alpha_n - \beta_{n-1}\zeta_{n-1}$;
 $z_n = (b_n - \beta_{n-1}z_{n-1})/a_n$.

Step 9 Set $c_n = z_n$;
OUTPUT (c_n).

Step 10 For $i = n-1, \dots, 1$ set $c_i = z_i - \zeta_i c_{i+1}$;
OUTPUT (c_i).

Step 11 STOP. (The procedure is complete.) ■

The following example uses Algorithm 11.5. Because of the elementary nature of this example, the integrals in Steps 3, 4, and 5 were found directly.

EXAMPLE 1 Consider the boundary-value problem

$$-y'' + \pi^2 y = 2\pi^2 \sin(\pi x), \quad 0 \leq x \leq 1, \quad y(0) = y(1) = 0.$$

Let $h_i = h = 0.1$, so that $x_i = 0.1i$, for each $i = 0, 1, \dots, 9$. The integrals are

$$Q_{1,i} = 100 \int_{0.1i}^{0.1i+0.1} (0.1i + 0.1 - x)(x - 0.1i)\pi^2 dx = \frac{\pi^2}{60},$$

$$Q_{2,i} = 100 \int_{0.1i-0.1}^{0.1i} (x - 0.1i + 0.1)^2 \pi^2 dx = \frac{\pi^2}{30},$$

$$Q_{3,i} = 100 \int_{0.1i}^{0.1i+0.1} (0.1i + 0.1 - x)^2 \pi^2 dx = \frac{\pi^2}{30},$$

$$Q_{4,i} = 100 \int_{0.1i-0.1}^{0.1i} dx = 10,$$

$$\begin{aligned} Q_{5,i} &= 10 \int_{0.1i-0.1}^{0.1i} (x - 0.1i + 0.1) 2\pi^2 \sin \pi x dx \\ &= -2\pi \cos 0.1\pi i + 20[\sin(0.1\pi i) - \sin((0.1i - 0.1)\pi)], \end{aligned}$$

and

$$\begin{aligned} Q_{6,i} &= 10 \int_{0.1i}^{0.1i+0.1} (0.1i + 0.1 - x) 2\pi^2 \sin \pi x dx \\ &= 2\pi \cos 0.1\pi i - 20[\sin((0.1i + 0.1)\pi) - \sin(0.1\pi i)]. \end{aligned}$$

The linear system $A\mathbf{c} = \mathbf{b}$ has

$$a_{i,i} = 20 + \frac{\pi^2}{15}, \quad \text{for each } i = 1, 2, \dots, 9,$$

$$a_{i,i+1} = -10 + \frac{\pi^2}{60}, \quad \text{for each } i = 1, 2, \dots, 8,$$

$$a_{i,i-1} = -10 + \frac{\pi^2}{60}, \quad \text{for each } i = 2, 3, \dots, 9,$$

and

$$b_i = 40 \sin(0.1\pi i)[1 - \cos 0.1\pi], \quad \text{for each } i = 1, 2, \dots, 9.$$

The solution to the tridiagonal linear system is

$$c_9 = 0.3102866742, \quad c_8 = 0.5902003271, \quad c_7 = 0.8123410598,$$

$$c_6 = 0.9549641893, \quad c_5 = 1.004108771, \quad c_4 = 0.9549641893,$$

$$c_3 = 0.8123410598, \quad c_2 = 0.5902003271, \quad c_1 = 0.3102866742.$$

The piecewise-linear approximation is

$$\phi(x) = \sum_{i=1}^9 c_i \phi_i(x),$$

and the actual solution to the boundary-value problem is

$$y(x) = \sin \pi x.$$

Table 11.7 lists the error in the approximation at x_i , for each $i = 1, \dots, 9$. ■

Table 11.7

i	x_i	$\phi(x_i)$	$y(x_i)$	$ \phi(x_i) - y(x_i) $
1	0.1	0.3102866742	0.3090169943	0.00127
2	0.2	0.5902003271	0.5877852522	0.00241
3	0.3	0.8123410598	0.8090169943	0.00332
4	0.4	0.9549641896	0.9510565162	0.00390
5	0.5	1.0041087710	1.0000000000	0.00411
6	0.6	0.9549641893	0.9510565162	0.00390
7	0.7	0.8123410598	0.8090169943	0.00332
8	0.8	0.5902003271	0.5877852522	0.00241
9	0.9	0.3102866742	0.3090169943	0.00127

It can be shown that the tridiagonal matrix A given by the piecewise-linear basis functions is positive definite (see Exercise 12), so, by Theorem 6.24, the linear system is stable with respect to roundoff error. Under the hypotheses presented at the beginning of this section, we have

$$|\phi(x) - y(x)| = O(h^2), \quad \text{for each } x \text{ in } [0, 1].$$

A proof of this result can be found in [Schul, pp. 103–104].

The use of piecewise-linear basis functions results in an approximate solution to Eqs. (11.22) and (11.23) that is continuous but not differentiable on $[0, 1]$. A more complicated set of basis functions is required to construct an approximation that belongs to $C_0^2[0, 1]$. These basis functions are similar to the cubic interpolatory splines discussed in Section 3.4.

Recall that the cubic *interpolatory* spline S on the five nodes $x_0, x_1, x_2, x_3,$ and x_4 for a function f is defined by:

- a. S is a cubic polynomial, denoted by S_j , on $[x_j, x_{j+1}]$, for $j = 0, 1, 2, 3$. (This gives 16 selectable constants for S , 4 for each cubic.)
- b. $S(x_j) = f(x_j)$, for $j = 0, 1, 2, 3, 4$ (5 specified conditions).
- c. $S_{j+1}(x_{j+1}) = S_j(x_{j+1})$, for $j = 0, 1, 2$ (3 specified conditions).
- d. $S'_{j+1}(x_{j+1}) = S'_j(x_{j+1})$, for $j = 0, 1, 2$ (3 specified conditions).
- e. $S''_{j+1}(x_{j+1}) = S''_j(x_{j+1})$, for $j = 0, 1, 2$ (3 specified conditions).
- f. One of the following boundary conditions is satisfied:
 - (i) Free: $S''(x_0) = S''(x_4) = 0$ (2 specified conditions).
 - (ii) Clamped: $S'(x_0) = f'(x_0)$ and $S'(x_4) = f'(x_4)$ (2 specified conditions).

Since uniqueness of solution requires the number of constants in (a), 16, to equal the number of conditions in (b) through (f), only one of the boundary conditions in (f) can be specified for the interpolatory cubic splines.

The cubic spline functions we will use for our basis functions are called **B-splines**, or *bell-shaped splines*. These differ from interpolatory splines in that both sets of boundary conditions in (f) are satisfied. This requires the relaxation of two of the conditions in (b) through (e). Since the spline must have two continuous derivatives on $[x_0, x_4]$, we delete two of the interpolation conditions from the description of the interpolatory splines. In

particular, we modify condition (b) to

$$\text{b. } S(x_j) = f(x_j) \text{ for } j = 0, 2, 4.$$

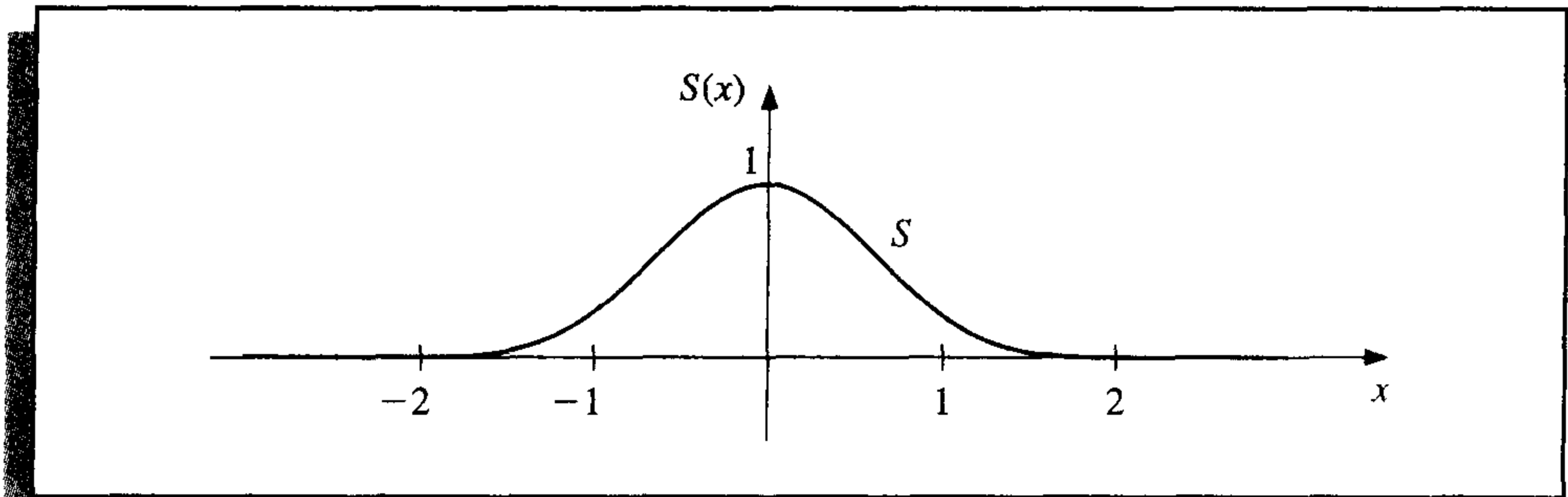
The basic B -spline S defined next and shown in Figure 11.5 uses the equally spaced nodes $x_0 = -2$, $x_1 = -1$, $x_2 = 0$, $x_3 = 1$, and $x_4 = 2$. It satisfies the interpolatory conditions

$$\text{b. } S(x_0) = 0, \quad S(x_2) = 1, \quad S(x_4) = 0;$$

as well as both sets of conditions

$$\text{(i) } S''(x_0) = S''(x_4) = 0 \quad \text{and} \quad \text{(ii) } S'(x_0) = S'(x_4) = 0.$$

Figure 11.5



As a consequence, $S \in C_0^2(-\infty, \infty)$, and

$$S(x) = \begin{cases} 0, & \text{if } x \leq -2, \\ \frac{1}{4}(2+x)^3, & \text{if } -2 \leq x \leq -1, \\ \frac{1}{4}[(2+x)^3 - 4(1+x)^3], & \text{if } -1 < x \leq 0, \\ \frac{1}{4}[(2-x)^3 - 4(1-x)^3], & \text{if } 0 < x \leq 1, \\ \frac{1}{4}(2-x)^3, & \text{if } 1 < x \leq 2, \\ 0, & \text{if } 2 < x. \end{cases} \quad (11.31)$$

To construct the basis functions ϕ_i in $C_0^2[0, 1]$, we first partition $[0, 1]$ by choosing a positive integer n and defining $h = 1/(n+1)$. This produces the equally-spaced nodes $x_i = ih$, for each $i = 0, 1, \dots, n+1$. We then define the basis functions $\{\phi_i\}_{i=0}^{n+1}$ as

$$\phi_i(x) = \begin{cases} S\left(\frac{x}{h}\right) - 4S\left(\frac{x+h}{h}\right), & \text{if } i = 0, \\ S\left(\frac{x-h}{h}\right) - S\left(\frac{x+h}{h}\right), & \text{if } i = 1, \\ S\left(\frac{x-ih}{h}\right), & \text{if } 2 \leq i \leq n-1, \\ S\left(\frac{x-nh}{h}\right) - S\left(\frac{x-(n+2)h}{h}\right), & \text{if } i = n, \\ S\left(\frac{x-(n+1)h}{h}\right) - 4S\left(\frac{x-(n+2)h}{h}\right), & \text{if } i = n+1. \end{cases}$$

It is not difficult to show that $\{\phi_i\}_{i=0}^{n+1}$ is a linearly independent set of cubic splines satisfying $\phi_i(0) = \phi_i(1) = 0$, for each $i = 0, 1, \dots, n, n+1$ (see Exercise 11). The graphs of ϕ_i , for $2 \leq i \leq n-1$, are shown in Figure 11.6, and the graphs of ϕ_0, ϕ_1, ϕ_n , and ϕ_{n+1} are in Figure 11.7.

Figure 11.6

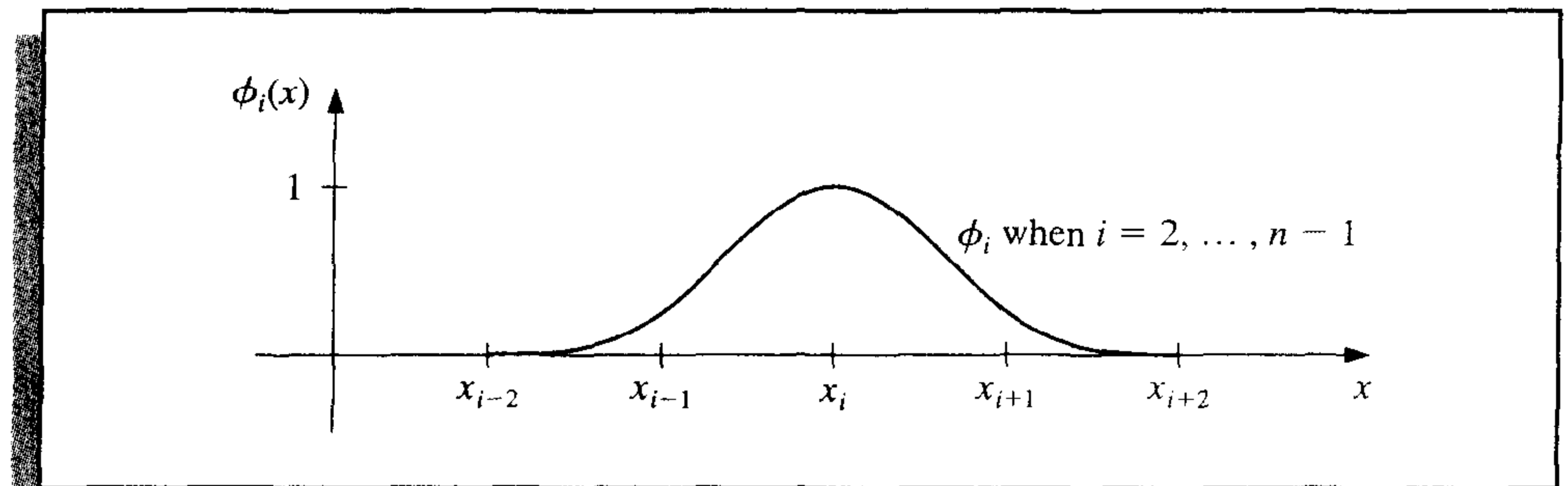
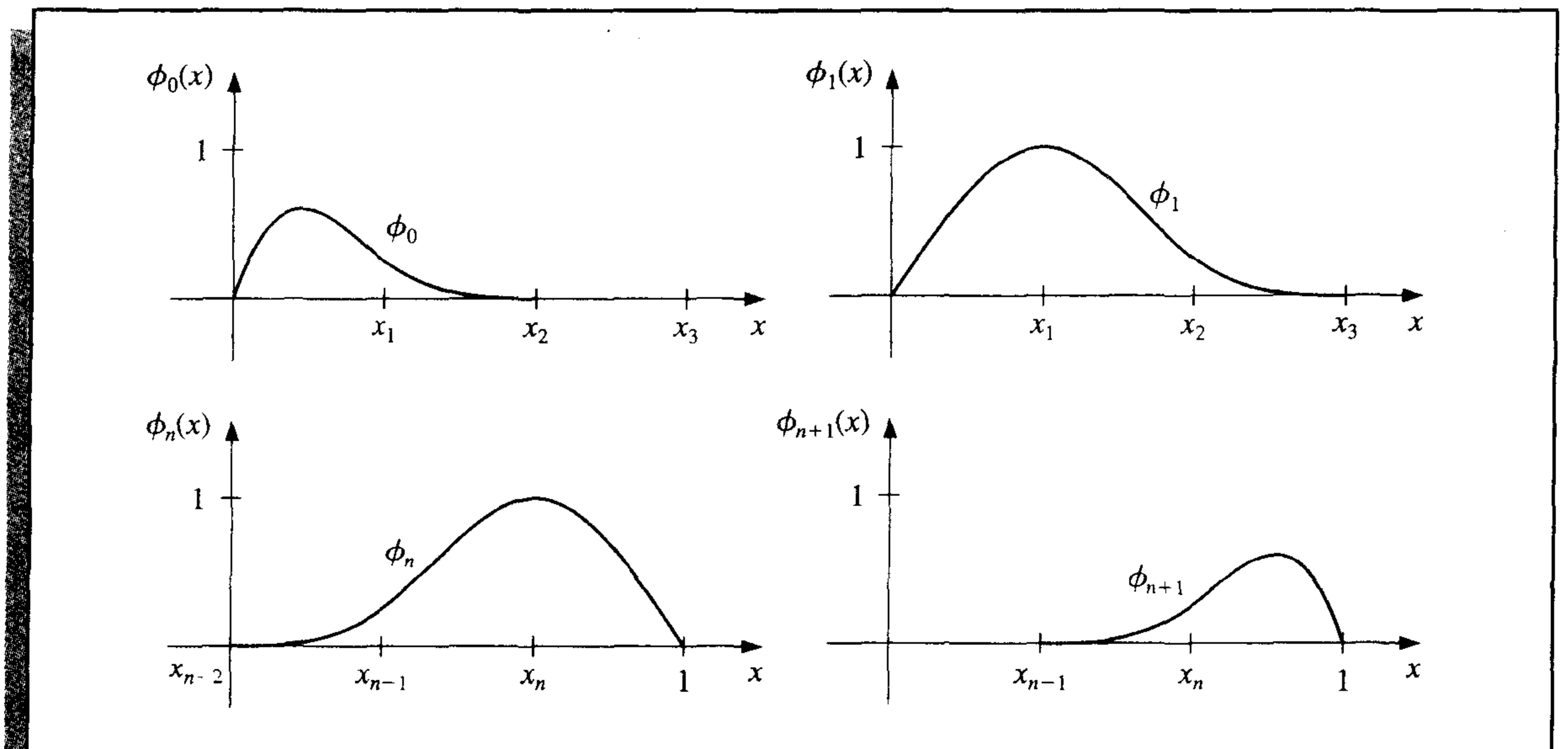


Figure 11.7



Since $\phi_i(x)$ and $\phi_i'(x)$ are nonzero only for $x \in [x_{i-2}, x_{i+2}]$, the matrix in the Rayleigh-Ritz approximation is a band matrix with bandwidth at most seven:

$$A = \begin{bmatrix} a_{00} & a_{01} & a_{02} & a_{03} & 0 & \cdots & \cdots & \cdots & 0 \\ a_{10} & a_{11} & a_{12} & a_{13} & a_{14} & \cdots & \cdots & \cdots & 0 \\ a_{20} & a_{21} & a_{22} & a_{23} & a_{24} & a_{25} & \cdots & \cdots & 0 \\ a_{30} & a_{31} & a_{32} & a_{33} & a_{34} & a_{35} & a_{36} & \cdots & 0 \\ \vdots & \vdots & \vdots & \vdots & \vdots & \vdots & \vdots & \ddots & \vdots \\ 0 & \cdots & \cdots & \cdots & \cdots & \cdots & \cdots & \cdots & a_{n-2,n+1} \\ \vdots & \vdots & \vdots & \vdots & \vdots & \vdots & \vdots & \vdots & a_{n-1,n+1} \\ \vdots & \vdots & \vdots & \vdots & \vdots & \vdots & \vdots & \vdots & a_{n,n+1} \\ 0 & \cdots & \cdots & \cdots & 0 & a_{n+1,n-2} & a_{n+1,n-1} & a_{n+1,n} & a_{n+1,n+1} \end{bmatrix}, \quad (11.32)$$

where

$$a_{ij} = \int_0^1 \{p(x)\phi_i'(x)\phi_j'(x) + q(x)\phi_i(x)\phi_j(x)\} dx,$$

for each $i, j = 0, 1, \dots, n+1$. The vector \mathbf{b} has the entries

$$b_i = \int_0^1 f(x)\phi_i(x)dx.$$

The matrix A is positive definite (see Exercise 13), so the linear system $Ac = \mathbf{b}$ can be solved by Choleski's Algorithm 6.6 or by Gaussian elimination. Algorithm 11.6 details the construction of the cubic spline approximation $\phi(x)$ by the Rayleigh-Ritz method for the boundary-value problem (11.22) and (11.23) given at the beginning of this section.

ALGORITHM

11.6

Cubic Spline Rayleigh-Ritz

To approximate the solution to the boundary-value problem

$$-\frac{d}{dx} \left(p(x) \frac{dy}{dx} \right) + q(x)y = f(x), \quad 0 \leq x \leq 1, \quad y(0) = y(1) = 0$$

with the sum of cubic splines

$$\phi(x) = \sum_{i=0}^{n+1} c_i \phi_i(x) :$$

INPUT integer $n \geq 1$.

OUTPUT coefficients c_0, \dots, c_{n+1} .

Step 1 Set $h = 1/(n+1)$.

Step 2 For $i = 0, \dots, n+1$ set $x_i = ih$.
Set $x_{-2} = x_{-1} = 0$; $x_{n+2} = x_{n+3} = 1$.

Step 3 Define the function S by

$$S(x) = \begin{cases} 0, & x \leq -2, \\ \frac{1}{4}(2+x)^3, & -2 < x \leq -1, \\ \frac{1}{4}[(2+x)^3 - 4(1+x)^3], & -1 < x \leq 0, \\ \frac{1}{4}[(2-x)^3 - 4(1-x)^3], & 0 < x \leq 1, \\ \frac{1}{4}(2-x)^3, & 1 < x \leq 2, \\ 0, & 2 < x \end{cases}$$

Step 4 Define the cubic spline basis $\{\phi_i\}_{i=0}^{n+1}$ by

$$\phi_0(x) = S\left(\frac{x}{h}\right) - 4S\left(\frac{x+h}{h}\right),$$

$$\phi_1(x) = S\left(\frac{x-x_1}{h}\right) - S\left(\frac{x+h}{h}\right),$$

$$\phi_i(x) = S\left(\frac{x-x_i}{h}\right), \text{ for } i = 2, \dots, n-1,$$

$$\phi_n(x) = S\left(\frac{x-x_n}{h}\right) - S\left(\frac{x-(n+2)h}{h}\right),$$

$$\phi_{n+1}(x) = S\left(\frac{x-x_{n+1}}{h}\right) - 4S\left(\frac{x-(n+2)h}{h}\right).$$

Step 5 For $i = 0, \dots, n+1$ do Steps 6–9.

(Note: The integrals in Steps 6 and 9 can be evaluated using a numerical integration procedure.)

Step 6 For $j = i, i+1, \dots, \min\{i+3, n+1\}$

$$\text{set } L = \max\{x_{j-2}, 0\};$$

$$U = \min\{x_{i+2}, 1\};$$

$$a_{ij} = \int_L^U [p(x)\phi_i'(x)\phi_j'(x) + q(x)\phi_i(x)\phi_j(x)] dx;$$

if $i \neq j$, then set $a_{ji} = a_{ij}$. (Since A is symmetric.)

Step 7 If $i \geq 4$ then for $j = 0, \dots, i-4$ set $a_{ij} = 0$.

Step 8 If $i \leq n-3$ then for $j = i+4, \dots, n+1$ set $a_{ij} = 0$.

Step 9 Set $L = \max\{x_{i-2}, 0\};$

$$U = \min\{x_{i+2}, 1\};$$

$$b_i = \int_L^U f(x)\phi_i(x) dx.$$

Step 10 Solve the linear system $Ac = \mathbf{b}$, where $A = (a_{ij})$, $\mathbf{b} = (b_0, \dots, b_{n+1})^t$ and $\mathbf{c} = (c_0, \dots, c_{n+1})^t$.

Step 11 For $i = 0, \dots, n+1$
OUTPUT (c_i) .

Step 12 STOP. (The procedure is complete.)

EXAMPLE 2 Consider the boundary-value problem

$$-y'' + \pi^2 y = 2\pi^2 \sin(\pi x), \quad 0 \leq x \leq 1, \quad y(0) = y(1) = 0.$$

In Example 1 we let $h = 0.1$ and generated approximations using piecewise-linear basis functions. Table 11.8 lists the results obtained by applying the B -splines as detailed in Algorithm 11.6 with this same choice of nodes. ■

Table 11.8

i	c_i	x_i	$\phi(x_i)$	$y(x_i)$	$ y(x_i) - \phi(x_i) $
0	$0.50964361 \times 10^{-5}$	0	0.00000000	0.00000000	0.00000000
1	0.20942608	0.1	0.30901644	0.30901699	0.00000055
2	0.39835678	0.2	0.58778549	0.58778525	0.00000024
3	0.54828946	0.3	0.80901687	0.80901699	0.00000012
4	0.64455358	0.4	0.95105667	0.95105652	0.00000015
5	0.67772340	0.5	1.00000002	1.00000000	0.00000020
6	0.64455370	0.6	0.95105713	0.95105652	0.00000061
7	0.54828951	0.7	0.80901773	0.80901699	0.00000074
8	0.39835730	0.8	0.58778690	0.58778525	0.00000165
9	0.20942593	0.9	0.30901810	0.30901699	0.00000111
10	$0.74931285 \times 10^{-5}$	1.0	0.00000000	0.00000000	0.00000000

We recommend that the integrations in Steps 6 and 9 be performed in two steps. First, construct cubic spline interpolatory polynomials for p , q , and f using the methods presented in Section 3.4. Then approximate the integrands by products of cubic splines or derivatives of cubic splines. The integrands are now piecewise polynomials and can be integrated exactly on each subinterval, and then summed. This leads to accurate approximations of the integrals.

The hypotheses assumed at the beginning of this section are sufficient to guarantee that

$$\left\{ \int_0^1 |y(x) - \phi(x)|^2 dx \right\}^{1/2} = O(h^4), \quad \text{if } 0 \leq x \leq 1.$$

For a proof of this result, see [Schul, pp. 107–108].

B -splines can also be defined for unequally-spaced nodes, but the details are more complicated. A presentation of the technique can be found in [Schul, p. 73]. Another commonly used basis is the piecewise cubic Hermite polynomials. For an excellent presentation of this method, again see [Schul, pp. 24ff].

Other methods that receive considerable attention are Galerkin, or “weak form,” methods. For the boundary-value problem we have been considering,

$$-\frac{d}{dx} \left(p(x) \frac{dy}{dx} \right) + q(x)y = f(x), \quad y(0) = y(1) = 0, \quad 0 \leq x \leq 1,$$

under the assumptions listed at the beginning of this section, the Galerkin and Rayleigh-Ritz methods are both determined by Eq. (11.29). However, this is not the case for an arbitrary boundary-value problem. A treatment of the similarities and differences in the

two methods and a discussion of the wide application of the Galerkin method can be found in [Schul] and in [SF].

Another popular technique for solving boundary-value problems is the **method of collocation**. This procedure begins by selecting a set of basis functions $\{\phi_1, \dots, \phi_N\}$, a set of numbers $\{x_1, \dots, x_n\}$ in $[0, 1]$, and requiring that an approximation

$$\sum_{i=1}^N c_i \phi_i(x)$$

satisfy the differential equation at each of the numbers x_j , for $1 \leq j \leq n$. If, in addition, it is required that $\phi_i(0) = \phi_i(1) = 0$, for $1 \leq i \leq N$, the boundary conditions are automatically satisfied. Much attention in the literature has been given to the choice of the numbers $\{x_j\}$ and the basis functions $\{\phi_i\}$. One popular choice is to let the ϕ_i be the basis functions for spline functions relative to a partition of $[0, 1]$, and to let the nodes $\{x_j\}$ be the Gaussian points or roots of certain orthogonal polynomials, transformed to the proper subinterval. A comparison of various collocation methods and finite difference methods is contained in [Ru]. The conclusion is that the collocation methods using higher-degree splines are competitive with finite-difference techniques using extrapolation. Other references for collocation methods are [DebS] and [LR].

EXERCISE SET 11.5

- Use the Piecewise Linear Algorithm to approximate the solution to the boundary-value problem

$$y'' + \frac{\pi^2}{4}y = \frac{\pi^2}{16} \cos \frac{\pi}{4}x, \quad 0 \leq x \leq 1, \quad y(0) = y(1) = 0$$

using $x_0 = 0, x_1 = 0.3, x_2 = 0.7, x_3 = 1$. Compare your results to the actual solution $y(x) = -\frac{1}{3} \cos \frac{\pi}{2}x - \frac{\sqrt{2}}{6} \sin \frac{\pi}{2}x + \frac{1}{3} \cos \frac{\pi}{4}x$.

- Use the Piecewise Linear Algorithm to approximate the solution to the boundary-value problem

$$-\frac{d}{dx}(xy') + 4y = 4x^2 - 8x + 1, \quad 0 \leq x \leq 1, \quad y(0) = y(1) = 0$$

using $x_0 = 0, x_1 = 0.4, x_2 = 0.8, x_3 = 1$. Compare your results to the actual solution $y(x) = x^2 - x$.

- Use the Piecewise Linear Algorithm to approximate the solutions to the following boundary-value problems, and compare the results to the actual solution:
 - $-x^2y'' - 2xy' + 2y = -4x^2, \quad 0 \leq x \leq 1, \quad y(0) = y(1) = 0$; use $h = 0.1$; actual solution $y(x) = x^2 - x$.
 - $-\frac{d}{dx}(e^x y') + e^x y = x + (2-x)e^x, \quad 0 \leq x \leq 1, \quad y(0) = y(1) = 0$; use $h = 0.1$; actual solution $y(x) = (x-1)(e^{-x} - 1)$.
 - $-\frac{d}{dx}(e^{-x} y') + e^{-x} y = (x-1) - (x+1)e^{-(x-1)}, \quad 0 \leq x \leq 1, \quad y(0) = y(1) = 0$; use $h = 0.05$; actual solution $y(x) = x(e^x - e)$.
 - $-(x+1)y'' - y' + (x+2)y = [2 - (x+1)^2]e \ln 2 - 2e^x, \quad 0 \leq x \leq 1, \quad y(0) = y(1) = 0$; use $h = 0.05$; actual solution $y(x) = e^x \ln(x+1) - (e \ln 2)x$.

4. Use the Cubic Spline Algorithm with $n = 3$ to approximate the solution to each of the following boundary-value problems, and compare the results to the actual solutions given in Exercises 1 and 2:

a. $y'' + \frac{\pi^2}{4}y = \frac{\pi^2}{16} \cos \frac{\pi}{4}x, \quad 0 \leq x \leq 1, \quad y(0) = 0, \quad y(1) = 0$

b. $-\frac{d}{dx}(xy') + 4y = 4x^2 - 8x + 1, \quad 0 \leq x \leq 1, \quad y(0) = 0, \quad y(1) = 0$

5. Repeat Exercise 3 using the Cubic Spline Algorithm.

6. Show that the boundary-value problem

$$-\frac{d}{dx}(p(x)y') + q(x)y = f(x), \quad 0 \leq x \leq 1, \quad y(0) = \alpha, \quad y(1) = \beta,$$

can be transformed by the change of variable

$$z = y - \beta x - (1 - x)\alpha$$

into the form

$$-\frac{d}{dx}(p(x)z') + q(x)z = F(x), \quad 0 \leq x \leq 1, \quad z(0) = 0, \quad z(1) = 0.$$

7. Use Exercise 6 and the Piecewise Linear Algorithm with $n = 9$ to approximate the solution to the boundary-value problem

$$-y'' + y = x, \quad 0 \leq x \leq 1, \quad y(0) = 1, \quad y(1) = 1 + e^{-1}.$$

8. Repeat Exercise 7 using the Cubic Spline Algorithm.

9. Show that the boundary-value problem

$$-\frac{d}{dx}(p(x)y') + q(x)y = f(x), \quad a \leq x \leq b, \quad y(a) = \alpha, \quad y(b) = \beta,$$

can be transformed into the form

$$-\frac{d}{dw}(p(w)z') + q(w)z = F(w), \quad 0 \leq w \leq 1, \quad z(0) = 0, \quad z(1) = 0,$$

by a method similar to that given in Exercise 6.

10. Show that the piecewise-linear basis functions $\{\phi_i\}_{i=1}^n$ are linearly independent.
11. Show that the cubic spline basis functions $\{\phi_i\}_{i=0}^{n+1}$ are linearly independent.
12. Show that the matrix given by the piecewise linear basis functions is positive definite. [Hint: Use the definition.]
13. Show that the matrix given by the cubic spline basis functions is positive definite.

11.6 Survey of Methods and Software

In this chapter we discussed methods for approximating solutions to boundary-value problems. For the linear boundary-value problem

$$y'' = p(x)y' + q(x)y + r(x), \quad a \leq x \leq b, \quad y(a) = \alpha, \quad y(b) = \beta,$$

we considered both a linear shooting method and a finite-difference method to approximate the solution. The shooting method uses an initial-value technique to solve the problems

$$y'' = p(x)y' + q(x)y + r(x), \quad a \leq x \leq b, \quad y(a) = \alpha, \quad y'(a) = 0,$$

and

$$y'' = p(x)y' + q(x)y, \quad a \leq x \leq b, \quad y(a) = 0, \quad y'(a) = 1.$$

A weighted average of these solutions produces a solution to the linear boundary-value problem.

In the finite-difference method, we replaced y'' and y' with difference approximations and solved a linear system. Although the approximations may not be as accurate as the shooting method, there is less sensitivity to roundoff error. Higher-order difference methods are available, or extrapolation can be used to improve accuracy.

For the nonlinear boundary problem

$$y'' = f(x, y, y'), \quad a \leq x \leq b, \quad y(a) = \alpha, \quad y(b) = \beta,$$

we also presented two methods. The nonlinear shooting method requires the solution of the initial-value problem

$$y'' = f(x, y, y'), \quad a \leq x \leq b, \quad y(a) = \alpha, \quad y'(a) = t,$$

for an initial choice of t . We improved the choice by using Newton's method to approximate the solution, t , to $y(b, t) = \beta$. This method required solving two initial-value problems at each iteration. The accuracy is dependent on the choice of method for solving the initial-value problems.

The finite-difference method for the nonlinear equation requires the replacement of y'' and y' by difference quotients, which results in a nonlinear system. This system is solved using Newton's method. Higher-order differences or extrapolation can be used to improve accuracy. Finite-difference methods tend to be less sensitive to roundoff error than shooting methods.

The Rayleigh-Ritz-Galerkin method was illustrated by approximating the solution to the boundary-value problem

$$-\frac{d}{dx} \left(p(x) \frac{dy}{dx} \right) + q(x)y = f(x), \quad 0 \leq x \leq 1, \quad y(0) = y(1) = 0.$$

A piecewise-linear approximation or a cubic spline approximation can be obtained.

Most of the material concerning second-order boundary-value problems can be extended to problems with boundary conditions of the form

$$\alpha_1 y(a) + \beta_1 y'(a) = \alpha \quad \text{and} \quad \alpha_2 y(b) + \beta_2 y'(b) = \beta,$$

where $|\alpha_1| + |\beta_1| \neq 0$ and $|\alpha_2| + |\beta_2| \neq 0$, but some of the techniques become quite complicated. The reader who is interested in problems of this type is advised to consider a book specializing in boundary-value problems, such as [K,H].

We mention only two of the many methods in the IMSL Library for solving boundary-value problems. The subroutine BVPFD is based on finite differences, and BVPMS is based on multiple shooting using IVPRK, a Runge-Kutta-Verner method for initial-value problems. Both methods can be used for systems of parameterized boundary-value problems.

The NAG Library also has a multitude of subroutines for solving boundary-value problems. The subroutine D02HAF is a shooting method using the Runge-Kutta-Merson initial-value method in conjunction with Newton's method. The subroutine D02GAF uses the finite-difference method with Newton's method to solve the nonlinear system. The subroutine D02GBF is a linear finite-difference method, and D02JAF is a method based on collocation.

The subroutines MUSL and MUSN in the ODE package contained in the Netlib library solve the linear and nonlinear two-point boundary-value problems, respectively. Both routines are based on multiple shooting methods.

Further information on the general problems involved with the numerical solution to two-point boundary-value problems can be found in Keller [Keller, H] and Bailey, Shampine and Waltman [BSW]. Roberts and Shipman [RS] focuses on the shooting methods for the two-point boundary-value problem, and Pryce [Pr] restricts attention to Sturm-Liouville problems. The book by Ascher, Mattheij, and Russell [AMR] has a comprehensive presentation of multiple shooting and parallel shooting methods.

Numerical Solutions to Partial Differential Equations

■ ■ ■

A body is *isotropic* if the thermal conductivity at each point in the body is independent of the direction of heat flow through the point. The temperature, $u \equiv u(x, y, z, t)$, in an isotropic body can be found by solving the partial differential equation

$$\frac{\partial}{\partial x} \left(k \frac{\partial u}{\partial x} \right) + \frac{\partial}{\partial y} \left(k \frac{\partial u}{\partial y} \right) + \frac{\partial}{\partial z} \left(k \frac{\partial u}{\partial z} \right) = c \rho \frac{\partial u}{\partial t},$$

where k , c , and ρ are functions of (x, y, z) and represent, respectively, the thermal conductivity, specific heat, and density of the body at the point (x, y, z) .

When k , c , and ρ are constants, this equation is known as the simple three-dimensional heat equation and is expressed as

$$\frac{\partial^2 u}{\partial x^2} + \frac{\partial^2 u}{\partial y^2} + \frac{\partial^2 u}{\partial z^2} = \frac{c \rho}{k} \frac{\partial u}{\partial t}.$$

If the boundary of the body is relatively simple, the solution to this equation can be found using Fourier series. In most situations where k , c , and ρ are not constant or when the boundary is irregular, the solution to the partial differential equation must be obtained by approximation techniques. An introduction to techniques of this type is presented in this chapter.

The partial differential equation we will consider in Section 12.1 is an **elliptic** equation known as the **Poisson equation**:

$$\frac{\partial^2 u}{\partial x^2}(x, y) + \frac{\partial^2 u}{\partial y^2}(x, y) = f(x, y).$$

In this equation we assume that f describes the input to the problem on a plane region R with boundary S . Equations of this type arise in the study of various time-independent physical problems such as the steady-state distribution of heat in a plane region, the potential energy of a point in a plane acted on by gravitational forces in the plane, and two-dimensional steady-state problems involving incompressible fluids.

Additional constraints must be imposed to obtain a unique solution to the Poisson equation. For example, the study of the steady-state distribution of heat in a plane region requires that $f(x, y) \equiv 0$, resulting in a simplification to

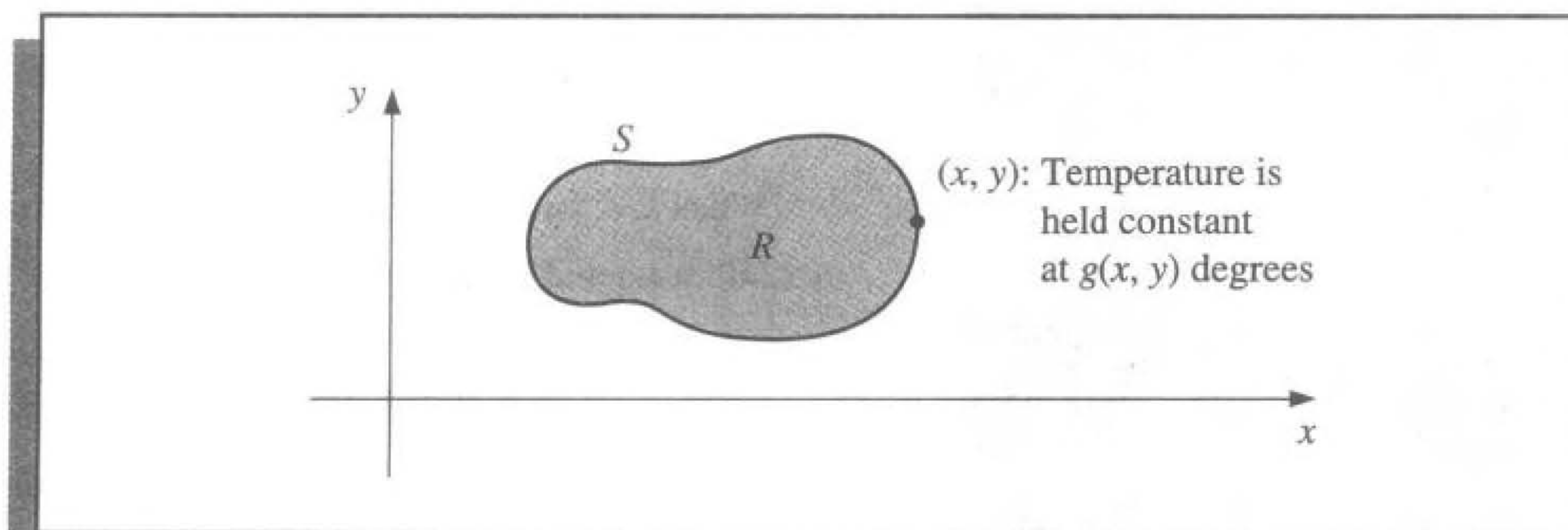
$$\frac{\partial^2 u}{\partial x^2}(x, y) + \frac{\partial^2 u}{\partial y^2}(x, y) = 0,$$

which is called **Laplace's equation**. If the temperature within the region is determined by the temperature distribution on the boundary of the region, the constraints are called the **Dirichlet boundary conditions**, given by

$$u(x, y) = g(x, y),$$

for all (x, y) on S , the boundary of the region R . (See Figure 12.1.)

Figure 12.1




In Section 12.2 we consider the numerical solution to a problem involving a **parabolic** partial differential equation of the form

$$\frac{\partial u}{\partial t}(x, t) - \alpha^2 \frac{\partial^2 u}{\partial x^2}(x, t) = 0.$$

The physical problem considered here concerns the flow of heat along a rod of length l (see Figure 12.2), which has a uniform temperature within each cross-sectional element. This requires the rod to be perfectly insulated on its lateral surface. The constant α is independent of the position in the rod and is determined by the heat-conductive properties of the material of which the rod is composed.

Figure 12.2



One of the typical sets of constraints for a heat-flow problem of this type is to specify the initial heat distribution in the rod,

$$u(x, 0) = f(x),$$

and to describe the behavior at the ends of the rod. For example, if the ends are held at constant temperatures U_1 and U_2 , the boundary conditions have the form

$$u(0, t) = U_1 \quad \text{and} \quad u(l, t) = U_2,$$

and the heat distribution approaches the limiting temperature distribution

$$\lim_{t \rightarrow \infty} u(x, t) = U_1 + \frac{U_2 - U_1}{l}x.$$

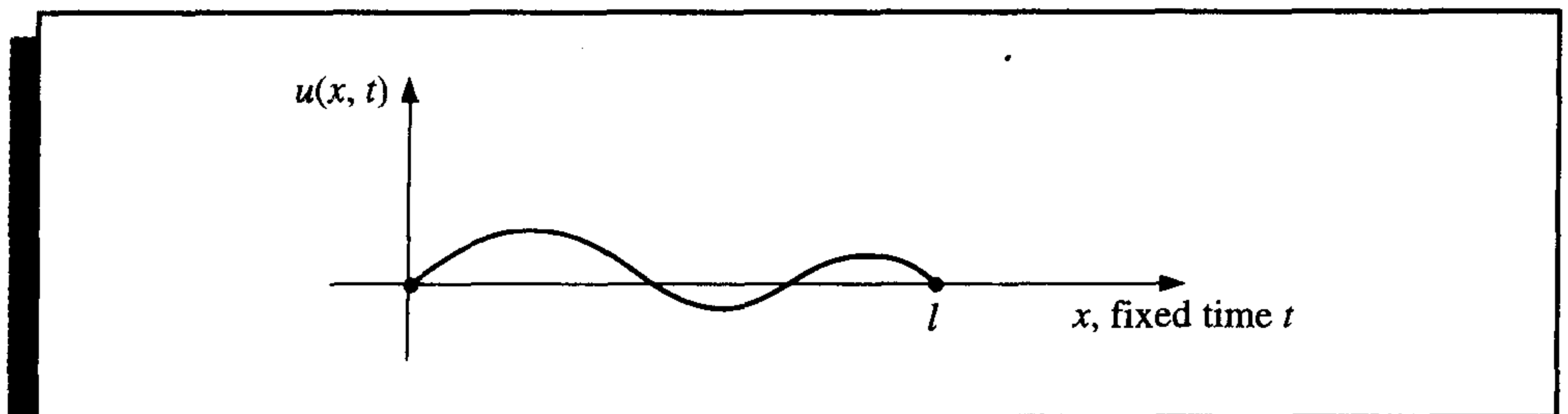
If, instead, the rod is insulated so that no heat flows through the ends, the boundary conditions are

$$\frac{\partial u}{\partial x}(0, t) = 0 \quad \text{and} \quad \frac{\partial u}{\partial x}(l, t) = 0,$$

resulting in a constant temperature in the rod as the limiting case. The parabolic partial differential equation is also of importance in the study of gas diffusion; in fact, it is known in some circles as the **diffusion equation**.

The problem studied in Section 12.3 is the one-dimensional **wave equation** and is an example of a **hyperbolic** partial differential equation. Suppose an elastic string of length l is stretched between two supports at the same horizontal level (see Figure 12.3).

Figure 12.3



If the string is set to vibrate in a vertical plane, the vertical displacement $u(x, t)$ of a point x at time t satisfies the partial differential equation

$$\alpha^2 \frac{\partial^2 u}{\partial x^2}(x, t) = \frac{\partial^2 u}{\partial t^2}(x, t), \quad \text{for } 0 < x < l \quad \text{and} \quad 0 < t,$$

provided that damping effects are neglected and the amplitude is not too large. To impose constraints on this problem, assume that the initial position and velocity of the string are given by

$$u(x, 0) = f(x) \quad \text{and} \quad \frac{\partial u}{\partial t}(x, 0) = g(x), \quad \text{for } 0 \leq x \leq l.$$

If the endpoints are fixed, we also have $u(0, t) = 0$ and $u(l, t) = 0$.

Other physical problems involving the hyperbolic partial differential equation occur in the study of vibrating beams with one or both ends clamped and in the transmission of electricity on a long line where there is some leakage of current to the ground.

12.1 Elliptic Partial Differential Equations

The *elliptic* partial differential equation we consider is the Poisson equation,

$$\nabla^2 u(x, y) \equiv \frac{\partial^2 u}{\partial x^2}(x, y) + \frac{\partial^2 u}{\partial y^2}(x, y) = f(x, y) \quad (12.1)$$

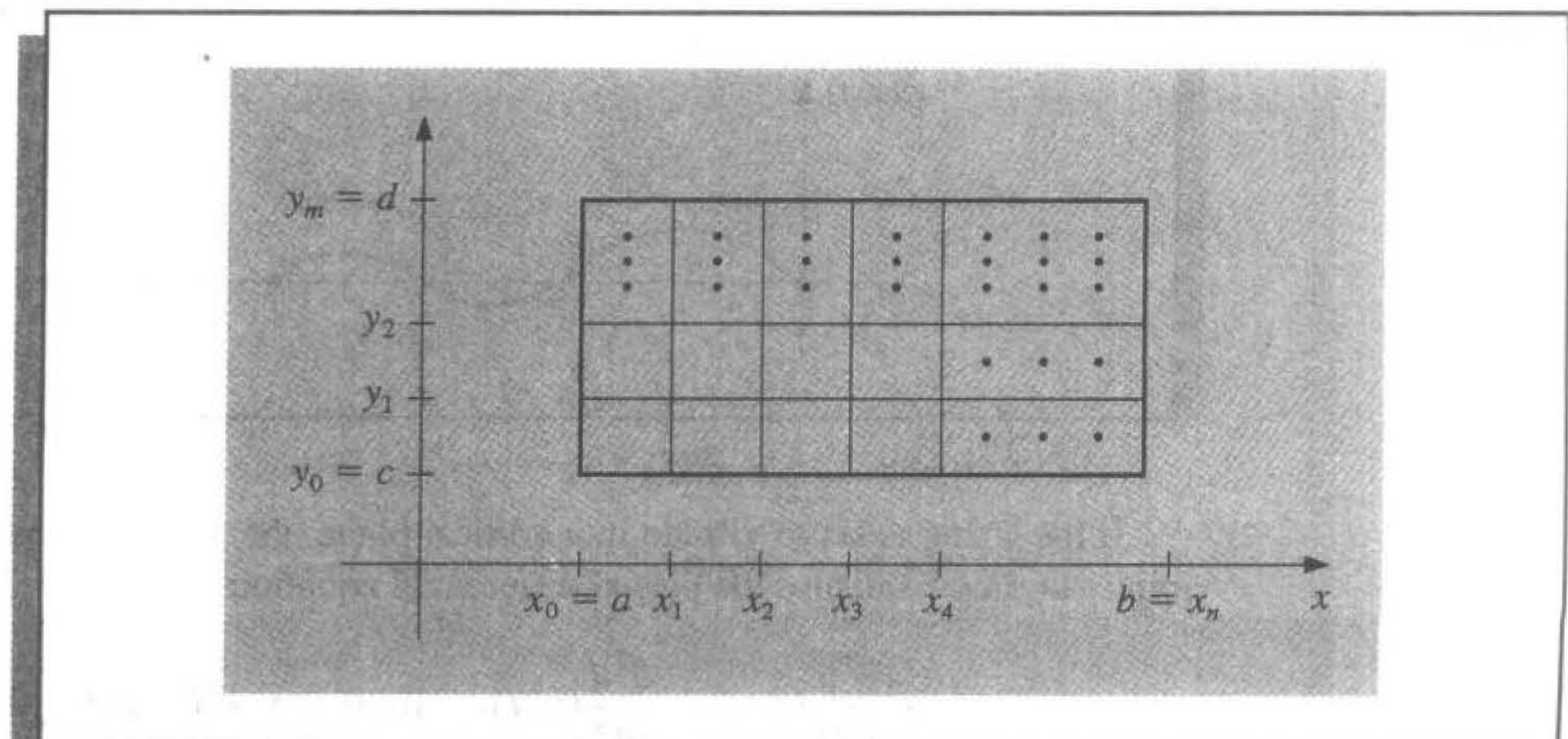
on $R = \{(x, y) \mid a < x < b, c < y < d\}$, with

$$u(x, y) = g(x, y) \quad \text{for } (x, y) \in S,$$

where S denotes the boundary of R . If f and g are continuous on their domains, then there is a unique solution to this equation.

The method used is an adaptation of the Finite-Difference method for linear boundary-value problems, which was discussed in Section 11.3. The first step is to choose integers n and m and define step sizes $h = (b - a)/n$ and $k = (d - c)/m$. Partition the interval $[a, b]$ into n equal parts of width h and the interval $[c, d]$ into m equal parts of width k (see Figure 12.4). Place a grid on the rectangle R by drawing vertical and horizontal lines

Figure 12.4



through the points with coordinates (x_i, y_j) , where

$$x_i = a + ih, \quad \text{for each } i = 0, 1, \dots, n,$$

and

$$y_j = c + jk, \quad \text{for each } j = 0, 1, \dots, m.$$

The lines $x = x_i$ and $y = y_j$ are **grid lines**, and their intersections are the **mesh points** of the grid. For each mesh point in the interior of the grid, (x_i, y_j) , for $i = 1, 2, \dots, n - 1$ and $j = 1, 2, \dots, m - 1$, we use the Taylor series in the variable x about x_i to generate the centered-difference formula

$$\frac{\partial^2 u}{\partial x^2}(x_i, y_j) = \frac{u(x_{i+1}, y_j) - 2u(x_i, y_j) + u(x_{i-1}, y_j)}{h^2} - \frac{h^2}{12} \frac{\partial^4 u}{\partial x^4}(\xi_i, y_j), \quad (12.2)$$

where $\xi_i \in (x_{i-1}, x_{i+1})$. We also use the Taylor series in the variable y about y_j to generate the centered-difference formula

$$\frac{\partial^2 u}{\partial y^2}(x_i, y_j) = \frac{u(x_i, y_{j+1}) - 2u(x_i, y_j) + u(x_i, y_{j-1}))}{k^2} - \frac{k^2}{12} \frac{\partial^4 u}{\partial y^4}(x_i, \eta_j), \quad (12.3)$$

where $\eta_j \in (y_{j-1}, y_{j+1})$.

Using these formulas in Eq. (12.1) allows us to express the Poisson equation at the points (x_i, y_j) as

$$\begin{aligned} & \frac{u(x_{i+1}, y_j) - 2u(x_i, y_j) + u(x_{i-1}, y_j)}{h^2} + \frac{u(x_i, y_{j+1}) - 2u(x_i, y_j) + u(x_i, y_{j-1}))}{k^2} \\ &= f(x_i, y_j) + \frac{h^2}{12} \frac{\partial^4 u}{\partial x^4}(\xi_i, y_j) + \frac{k^2}{12} \frac{\partial^4 u}{\partial y^4}(x_i, \eta_j), \end{aligned}$$

for each $i = 1, 2, \dots, n - 1$ and $j = 1, 2, \dots, m - 1$, and the boundary conditions as

$$\begin{aligned} u(x_0, y_j) &= g(x_0, y_j) \quad \text{and} \quad u(x_n, y_j) = g(x_n, y_j), \quad \text{for each } j = 0, 1, \dots, m; \\ u(x_i, y_0) &= g(x_i, y_0) \quad \text{and} \quad u(x_i, y_m) = g(x_i, y_m), \quad \text{for each } i = 1, 2, \dots, n - 1. \end{aligned}$$

In difference-equation form, this results in the **Finite-Difference method**, with local truncation error of order $O(h^2 + k^2)$:

$$2 \left[\left(\frac{h}{k} \right)^2 + 1 \right] w_{ij} - (w_{i+1,j} + w_{i-1,j}) - \left(\frac{h}{k} \right)^2 (w_{i,j+1} + w_{i,j-1}) = -h^2 f(x_i, y_j), \quad (12.4)$$

for each $i = 1, 2, \dots, n - 1$ and $j = 1, 2, \dots, m - 1$, and


$$\begin{aligned} w_{0j} &= g(x_0, y_j) \quad \text{and} \quad w_{nj} = g(x_n, y_j), \quad \text{for each } j = 0, 1, \dots, m; \\ w_{i0} &= g(x_i, y_0) \quad \text{and} \quad w_{im} = g(x_i, y_m), \quad \text{for each } i = 1, 2, \dots, n - 1; \end{aligned} \quad (12.5)$$

where w_{ij} approximates $u(x_i, y_j)$.

The typical equation in (12.4) involves approximations to $u(x, y)$ at the points

$$(x_{i-1}, y_j), \quad (x_i, y_j), \quad (x_{i+1}, y_j), \quad (x_i, y_{j-1}), \quad \text{and} \quad (x_i, y_{j+1}).$$

Figure 12.5



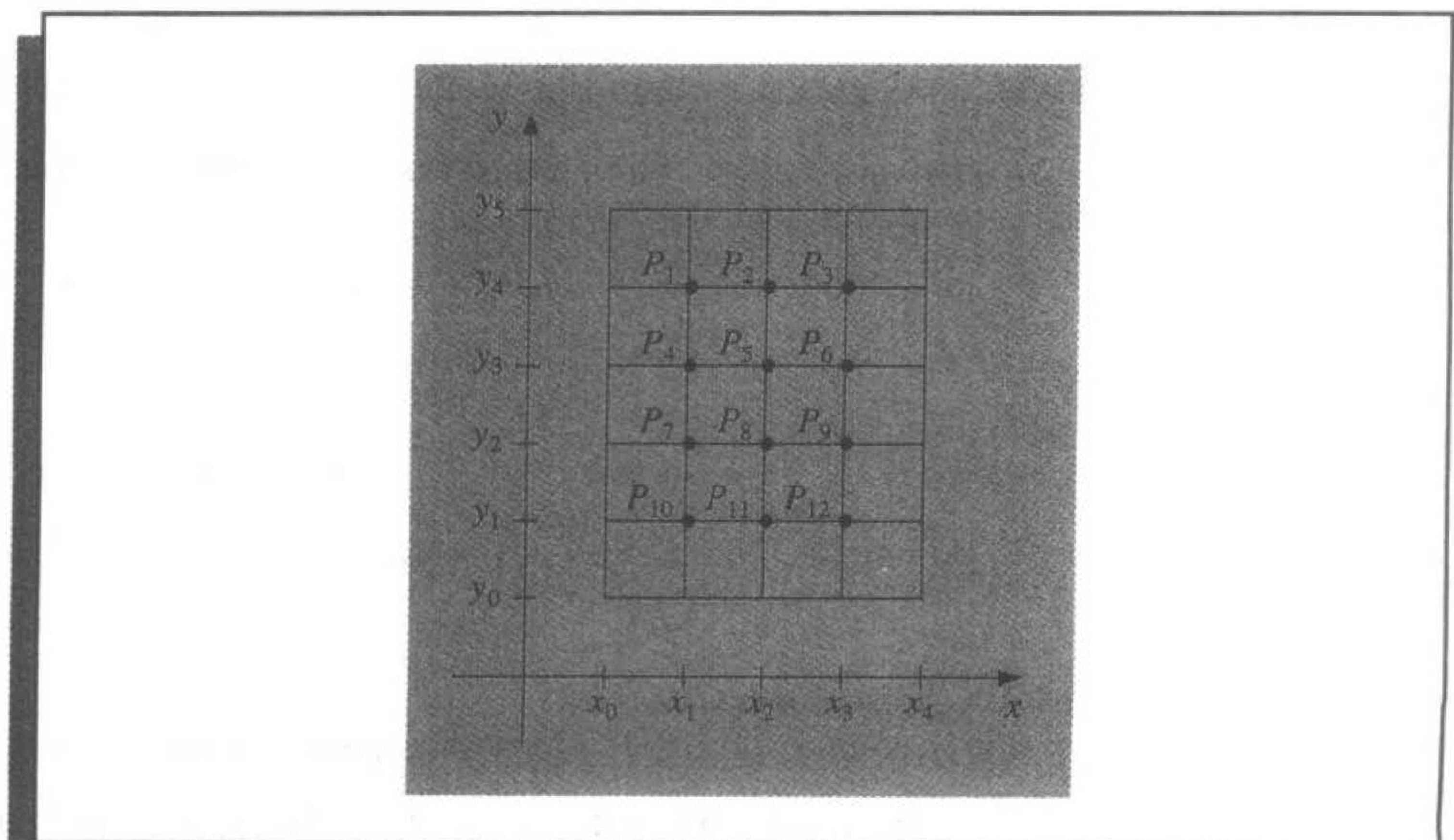
Reproducing the portion of the grid where these points are located (see Figure 12.5) shows that each equation involves approximations in a star-shaped region about (x_i, y_j) .

If we use the information from the boundary conditions (12.5) whenever appropriate in the system given by (12.4); that is, at all points (x_i, y_j) adjacent to a boundary mesh point, we have an $(n-1)(m-1) \times (n-1)(m-1)$ linear system with the unknowns being the approximations $w_{i,j}$ to $u(x_i, y_j)$ at the interior mesh points.

The linear system involving these unknowns is expressed for matrix calculations more efficiently if a relabeling of the interior mesh points is introduced. A recommended labeling of these points (see [Var, p. 210]) is to let

$$P_l = (x_i, y_j) \quad \text{and} \quad w_l = w_{i,j},$$

Figure 12.6



where $l = i + (m - 1 - j)(n - 1)$, for each $i = 1, 2, \dots, n - 1$ and $j = 1, 2, \dots, m - 1$. This labels the mesh points consecutively from left to right and top to bottom. For example, with $n = 4$ and $m = 5$, the relabeling results in a grid whose points are shown in Figure 12.6. Labeling the points in this manner ensures that the system needed to determine the $w_{i,j}$ is a banded matrix with band width at most $2n - 1$.

EXAMPLE 1

Consider the problem of determining the steady-state heat distribution in a thin square metal plate with dimensions 0.5 m by 0.5 m. Two adjacent boundaries are held at 0°C , and the heat on the other boundaries increases linearly from 0°C at one corner to 100°C where the sides meet. If we place the sides with the zero boundary conditions along the x - and y -axes, the problem is expressed as

$$\frac{\partial^2 u}{\partial x^2}(x, y) + \frac{\partial^2 u}{\partial y^2}(x, y) = 0,$$

for (x, y) in the set $R = \{(x, y) \mid 0 < x < 0.5, 0 < y < 0.5\}$, with the boundary conditions

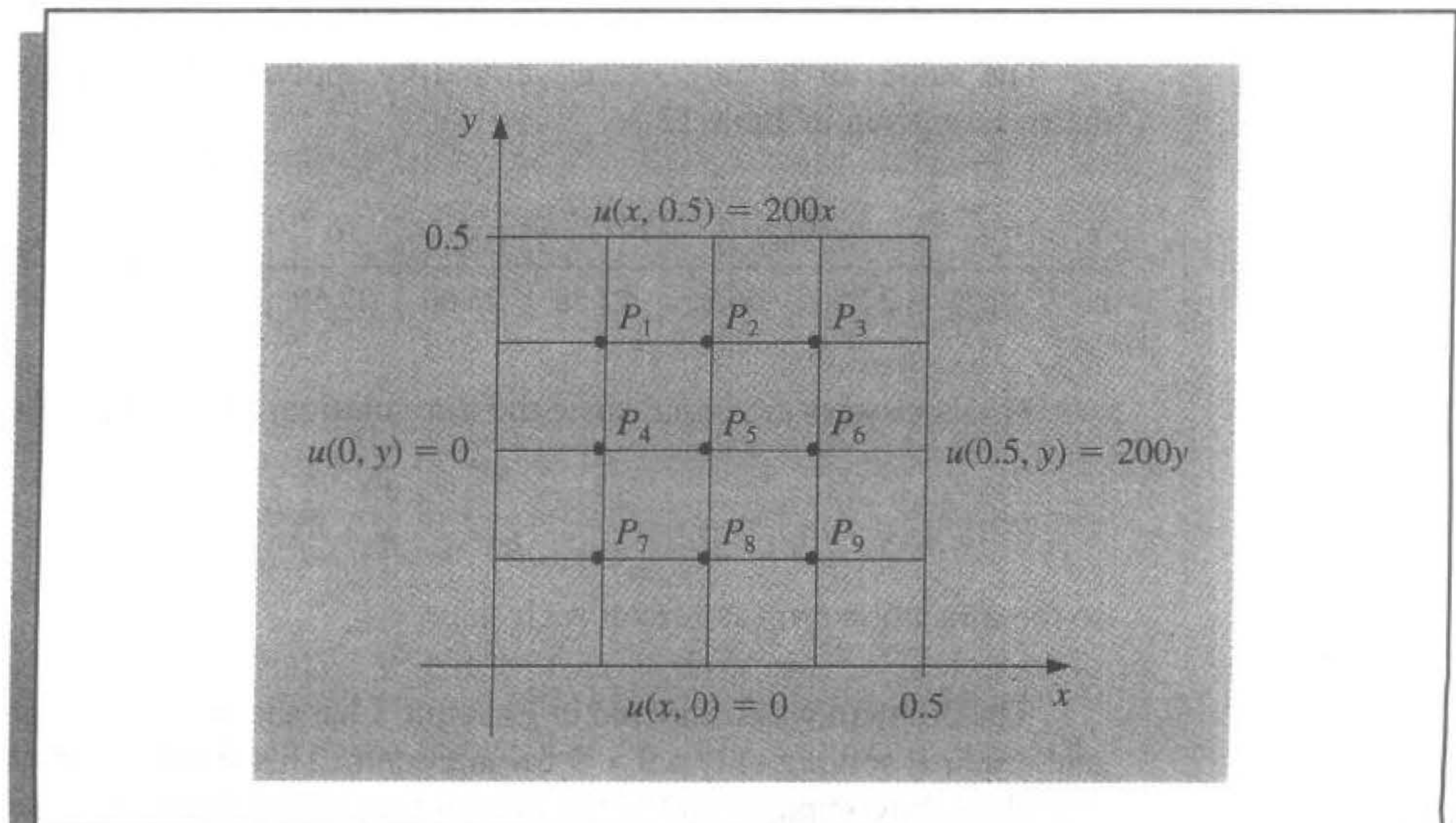
$$u(0, y) = 0, \quad u(x, 0) = 0, \quad u(x, 0.5) = 200x, \quad u(0.5, y) = 200y.$$

If $n = m = 4$, the problem has the grid given in Figure 12.7, and the difference equation (12.4) is

$$4w_{i,j} - w_{i+1,j} - w_{i-1,j} - w_{i,j-1} - w_{i,j+1} = 0,$$

for each $i = 1, 2, 3$ and $j = 1, 2, 3$.

Expressing this in terms of the relabeled interior grid points $w_i = u(P_i)$ implies that the equations at the points P_i are:

Figure 12.7

$$P_1 : \quad 4w_1 - w_2 - w_4 = w_{0,3} + w_{1,4},$$

$$P_2 : \quad 4w_2 - w_3 - w_1 - w_5 = w_{2,4},$$

$$P_3 : \quad 4w_3 - w_2 - w_6 = w_{4,3} + w_{3,4},$$

$$P_4 : \quad 4w_4 - w_5 - w_1 - w_7 = w_{0,2},$$

$$P_5 : \quad 4w_5 - w_6 - w_4 - w_2 - w_8 = 0,$$

$$P_6 : \quad 4w_6 - w_5 - w_3 - w_9 = w_{4,2},$$

$$P_7 : \quad 4w_7 - w_8 - w_4 = w_{0,1} + w_{1,0},$$

$$P_8 : \quad 4w_8 - w_9 - w_7 - w_5 = w_{2,0},$$

$$P_9 : \quad 4w_9 - w_8 - w_6 = w_{3,0} + w_{4,1},$$

where the right sides of the equations are obtained from the boundary conditions.

In fact, the boundary conditions imply that

$$w_{1,0} = w_{2,0} = w_{3,0} = w_{0,1} = w_{0,2} = w_{0,3} = 0,$$

$$w_{1,4} = w_{4,1} = 25, \quad w_{2,4} = w_{4,2} = 50, \quad \text{and} \quad w_{3,4} = w_{4,3} = 75.$$

The linear system associated with this problem has the form

$$\begin{bmatrix} 4 & -1 & 0 & -1 & 0 & 0 & 0 & 0 & 0 \\ -1 & 4 & -1 & 0 & -1 & 0 & 0 & 0 & 0 \\ 0 & -1 & 4 & 0 & 0 & -1 & 0 & 0 & 0 \\ -1 & 0 & 0 & 4 & -1 & 0 & -1 & 0 & 0 \\ 0 & -1 & 0 & -1 & 4 & -1 & 0 & -1 & 0 \\ 0 & 0 & -1 & 0 & -1 & 4 & 0 & 0 & -1 \\ 0 & 0 & 0 & -1 & 0 & 0 & 4 & -1 & 0 \\ 0 & 0 & 0 & 0 & -1 & 0 & -1 & 4 & -1 \\ 0 & 0 & 0 & 0 & 0 & -1 & 0 & -1 & 4 \end{bmatrix} \begin{bmatrix} w_1 \\ w_2 \\ w_3 \\ w_4 \\ w_5 \\ w_6 \\ w_7 \\ w_8 \\ w_9 \end{bmatrix} = \begin{bmatrix} 25 \\ 50 \\ 150 \\ 0 \\ 0 \\ 50 \\ 0 \\ 0 \\ 25 \end{bmatrix}.$$

The values of w_1, w_2, \dots, w_9 , found by applying the Gauss-Seidel method to this matrix, are given in Table 12.1.

Table 12.1

i	1	2	3	4	5	6	7	8	9
w_i	18.75	37.50	56.25	12.50	25.00	37.50	6.25	12.50	18.75

These answers are exact, since the true solution, $u(x, y) = 400xy$, has

$$\frac{\partial^4 u}{\partial x^4} = \frac{\partial^4 u}{\partial y^4} \equiv 0,$$

so the truncation error is zero at each step. ■

The problem we considered in Example 1 has the same mesh size, 0.125, on each axis and requires solving only a 9×9 linear system. This simplifies the situation and does not introduce the computational problems that are present when the system is larger. Algorithm

12.1 uses the Gauss-Seidel iterative method for solving the linear system that is produced and permits unequal mesh sizes on the axes.

ALGORITHM
12.1

Poisson Equation Finite-Difference

To approximate the solution to the Poisson equation

$$\frac{\partial^2 u}{\partial x^2}(x, y) + \frac{\partial^2 u}{\partial y^2}(x, y) = f(x, y), \quad a \leq x \leq b, \quad c \leq y \leq d,$$

subject to the boundary conditions

$$u(x, y) = g(x, y) \quad \text{if } x = a \text{ or } x = b \quad \text{and} \quad c \leq y \leq d$$

and

$$u(x, y) = g(x, y) \quad \text{if } y = c \text{ or } y = d \quad \text{and} \quad a \leq x \leq b :$$

INPUT endpoints a, b, c, d ; integers $m \geq 3, n \geq 3$; tolerance TOL ; maximum number of iterations N .

OUTPUT approximations $w_{i,j}$ to $u(x_i, y_j)$ for each $i = 1, \dots, n - 1$ and for each $j = 1, \dots, m - 1$ or a message that the maximum number of iterations was exceeded.

Step 1 Set $h = (b - a)/n$;
 $k = (d - c)/m$.

Step 2 For $i = 1, \dots, n - 1$ set $x_i = a + ih$. (Steps 2 and 3 construct mesh points.)

Step 3 For $j = 1, \dots, m - 1$ set $y_j = c + jk$.

Step 4 For $i = 1, \dots, n - 1$
for $j = 1, \dots, m - 1$ set $w_{i,j} = 0$.

Step 5 Set $\lambda = h^2/k^2$;
 $\mu = 2(1 + \lambda)$;
 $l = 1$.

Step 6 While $l \leq N$ do Steps 7–20. (Steps 7–20 perform Gauss-Seidel iterations.)

Step 7 Set $z = (-h^2 f(x_1, y_{m-1}) + g(a, y_{m-1}) + \lambda g(x_1, d) + \lambda w_{1,m-2} + w_{2,m-1}) / \mu$;
 $NORM = |z - w_{1,m-1}|$;
 $w_{1,m-1} = z$.

Step 8 For $i = 2, \dots, n - 2$
set $z = (-h^2 f(x_i, y_{m-1}) + \lambda g(x_i, d) + w_{i-1,m-1} + w_{i+1,m-1} + \lambda w_{i,m-2}) / \mu$;
if $|w_{i,m-1} - z| > NORM$ then set $NORM = |w_{i,m-1} - z|$;
set $w_{i,m-1} = z$.

Step 9 Set $z = (-h^2 f(x_{n-1}, y_{m-1}) + g(b, y_{m-1}) + \lambda g(x_{n-1}, d) + w_{n-2,m-1} + \lambda w_{n-1,m-2}) / \mu$;

if $|w_{n-1,m-1} - z| > NORM$ then set $NORM = |w_{n-1,m-1} - z|$;
 set $w_{n-1,m-1} = z$.

Step 10 For $j = m - 2, \dots, 2$ do Steps 11, 12, and 13.

Step 11 Set $z = (-h^2 f(x_1, y_j) + g(a, y_j) + \lambda w_{1,j+1} + \lambda w_{1,j-1} + w_{2,j}) / \mu$;
 if $|w_{1,j} - z| > NORM$ then set $NORM = |w_{1,j} - z|$;
 set $w_{1,j} = z$.

Step 12 For $i = 2, \dots, n - 2$
 set $z = (-h^2 f(x_i, y_j) + w_{i-1,j} + \lambda w_{i,j+1} + w_{i+1,j} + \lambda w_{i,j-1}) / \mu$;
 if $|w_{i,j} - z| > NORM$ then set $NORM = |w_{i,j} - z|$;
 set $w_{i,j} = z$.

Step 13 Set $z = (-h^2 f(x_{n-1}, y_j) + g(b, y_j) + w_{n-2,j} + \lambda w_{n-1,j+1} + \lambda w_{n-1,j-1}) / \mu$;
 if $|w_{n-1,j} - z| > NORM$ then set $NORM = |w_{n-1,j} - z|$;
 set $w_{n-1,j} = z$.

Step 14 Set $z = (-h^2 f(x_1, y_1) + g(a, y_1) + \lambda g(x_1, c) + \lambda w_{1,2} + w_{2,1}) / \mu$;
 if $|w_{1,1} - z| > NORM$ then set $NORM = |w_{1,1} - z|$;
 set $w_{1,1} = z$.

Step 15 For $i = 2, \dots, n - 2$
 set $z = (-h^2 f(x_i, y_1) + \lambda g(x_i, c) + w_{i-1,1} + \lambda w_{i,2} + w_{i+1,1}) / \mu$;
 if $|w_{i,1} - z| > NORM$ then set $NORM = |w_{i,1} - z|$;
 set $w_{i,1} = z$.

Step 16 Set $z = (-h^2 f(x_{n-1}, y_1) + g(b, y_1) + \lambda g(x_{n-1}, c) + w_{n-2,1} + \lambda w_{n-1,2}) / \mu$;
 if $|w_{n-1,1} - z| > NORM$ then set $NORM = |w_{n-1,1} - z|$;
 set $w_{n-1,1} = z$.

Step 17 If $NORM \leq TOL$ then do Steps 18 and 19.

Step 18 For $i = 1, \dots, n - 1$
 for $j = 1, \dots, m - 1$ OUTPUT $(x_i, y_j, w_{i,j})$.

Step 19 STOP. (*The procedure was successful.*)

Step 20 Set $l = l + 1$.

Step 21 OUTPUT ('Maximum number of iterations exceeded');
 (*The procedure was unsuccessful.*)
 STOP. ■

Although the Gauss-Seidel iterative procedure is incorporated into Algorithm 12.1 for simplicity, it is advisable to use a direct technique such as Gaussian elimination when the system is small, on the order of 100 or less, since the positive definiteness ensures stability with respect to roundoff errors. In particular, a generalization of the Crout Factorization Algorithm 6.7 (see [Var, p. 221]), is efficient for solving this system since the matrix is in symmetric-block tridiagonal form

$$\begin{bmatrix} A_1 & C_1 & 0 & \cdots & 0 \\ C_1 & A_2 & C_2 & \cdots & 0 \\ 0 & C_2 & \cdots & \cdots & 0 \\ \vdots & \vdots & \vdots & \ddots & \vdots \\ 0 & \cdots & 0 & C_{m-1} & A_{m-1} \end{bmatrix},$$

with square blocks of size $(n-1) \times (n-1)$.

For large systems, an iterative method should be used—specifically, the SOR method discussed in Algorithm 7.3. The choice of ω that is optimal in this situation comes from the fact that when A is decomposed into its diagonal D and upper- and lower-triangular parts U and L ,

$$A = D - L - U,$$

and B is the matrix for the Jacobi method,

$$B = D^{-1}(L + U),$$

then the spectral radius of B is (see [Var])

$$\rho(B) = \frac{1}{2} \left[\cos\left(\frac{\pi}{m}\right) + \cos\left(\frac{\pi}{n}\right) \right].$$

The value of ω to be used is, consequently,

$$\omega = \frac{2}{1 + \sqrt{1 - [\rho(B)]^2}} = \frac{4}{2 + \sqrt{4 - \left[\cos\left(\frac{\pi}{m}\right) + \cos\left(\frac{\pi}{n}\right) \right]^2}}.$$

A block technique can be incorporated into the algorithm for faster convergence of the SOR procedure. For a presentation of this technique, see [Var, pp. 219–223].

EXAMPLE 2 Consider Poisson's equation

$$\frac{\partial^2 u}{\partial x^2}(x, y) + \frac{\partial^2 u}{\partial y^2}(x, y) = xe^y, \quad 0 < x < 2, \quad 0 < y < 1,$$

with the boundary conditions

$$\begin{aligned} u(0, y) &= 0, & u(2, y) &= 2e^y, & 0 \leq y \leq 1, \\ u(x, 0) &= x, & u(x, 1) &= ex, & 0 \leq x \leq 2. \end{aligned}$$

We will use Algorithm 12.1 to approximate the exact solution $u(x, y) = xe^y$ with $n = 6$ and $m = 5$. The stopping criterion for the Gauss-Seidel method in Step 17 requires that

$$\left| w_{ij}^{(l)} - w_{ij}^{(l-1)} \right| \leq 10^{-10},$$

for each $i = 1, \dots, 5$ and $j = 1, \dots, 4$. So the solution to the difference equation was accurately obtained, and the procedure stopped at $l = 61$. The results, along with the correct values, are presented in Table 12.2. ■

Table 12.2

i	j	x_i	y_j	$w_{i,j}^{(61)}$	$u(x_i, y_j)$	$ u(x_i, y_j) - w_{i,j}^{(61)} $
1	1	0.3333	0.2000	0.40726	0.40713	1.30×10^{-4}
1	2	0.3333	0.4000	0.49748	0.49727	2.08×10^{-4}
1	3	0.3333	0.6000	0.60760	0.60737	2.23×10^{-4}
1	4	0.3333	0.8000	0.74201	0.74185	1.60×10^{-4}
2	1	0.6667	0.2000	0.81452	0.81427	2.55×10^{-4}
2	2	0.6667	0.4000	0.99496	0.99455	4.08×10^{-4}
2	3	0.6667	0.6000	1.2152	1.2147	4.37×10^{-4}
2	4	0.6667	0.8000	1.4840	1.4837	3.15×10^{-4}
3	1	1.0000	0.2000	1.2218	1.2214	3.64×10^{-4}
3	2	1.0000	0.4000	1.4924	1.4918	5.80×10^{-4}
3	3	1.0000	0.6000	1.8227	1.8221	6.24×10^{-4}
3	4	1.0000	0.8000	2.2260	2.2255	4.51×10^{-4}
4	1	1.3333	0.2000	1.6290	1.6285	4.27×10^{-4}
4	2	1.3333	0.4000	1.9898	1.9891	6.79×10^{-4}
4	3	1.3333	0.6000	2.4302	2.4295	7.35×10^{-4}
4	4	1.3333	0.8000	2.9679	2.9674	5.40×10^{-4}
5	1	1.6667	0.2000	2.0360	2.0357	3.71×10^{-4}
5	2	1.6667	0.4000	2.4870	2.4864	5.84×10^{-4}
5	3	1.6667	0.6000	3.0375	3.0369	6.41×10^{-4}
5	4	1.6667	0.8000	3.7097	3.7092	4.89×10^{-4}

EXERCISE SET 12.1

1. Use Algorithm 12.1 to approximate the solution to the elliptic partial differential equation

$$\frac{\partial^2 u}{\partial x^2} + \frac{\partial^2 u}{\partial y^2} = 4, \quad 0 < x < 1, \quad 0 < y < 2;$$

$$u(x, 0) = x^2, \quad u(x, 2) = (x - 2)^2, \quad 0 \leq x \leq 1;$$

$$u(0, y) = y^2, \quad u(1, y) = (y - 1)^2, \quad 0 \leq y \leq 2.$$

Use $h = k = \frac{1}{2}$, and compare the results to the actual solution $u(x, y) = (x - y)^2$.

2. Use Algorithm 12.1 to approximate the solution to the elliptic partial differential equation

$$\frac{\partial^2 u}{\partial x^2} + \frac{\partial^2 u}{\partial y^2} = 0, \quad 1 < x < 2, \quad 0 < y < 1;$$

$$u(x, 0) = 2 \ln x, \quad u(x, 1) = \ln(x^2 + 1), \quad 1 \leq x \leq 2;$$

$$u(1, y) = \ln(y^2 + 1), \quad u(2, y) = \ln(y^2 + 4), \quad 0 \leq y \leq 1.$$

Use $h = k = \frac{1}{3}$, and compare the results to the actual solution $u(x, y) = \ln(x^2 + y^2)$.

3. Approximate the solutions to the following elliptic partial differential equations, using Algorithm 12.1:

$$\text{a. } \frac{\partial^2 u}{\partial x^2} + \frac{\partial^2 u}{\partial y^2} = 0, \quad 0 < x < 1, \quad 0 < y < 1;$$

$$u(x, 0) = 0, \quad u(x, 1) = x, \quad 0 \leq x \leq 1;$$

$$u(0, y) = 0, \quad u(1, y) = y, \quad 0 \leq y \leq 1.$$

Use $h = k = 0.2$, and compare the results to the actual solution $u(x, y) = xy$.

$$\text{b. } \frac{\partial^2 u}{\partial x^2} + \frac{\partial^2 u}{\partial y^2} = -(\cos(x+y) + \cos(x-y)), \quad 0 < x < \pi, \quad 0 < y < \frac{\pi}{2};$$

$$u(0, y) = \cos y, \quad u(\pi, y) = -\cos y, \quad 0 \leq y \leq \frac{\pi}{2},$$

$$u(x, 0) = \cos x, \quad u\left(x, \frac{\pi}{2}\right) = 0, \quad 0 \leq x \leq \pi.$$

Use $h = \pi/5$ and $k = \pi/10$, and compare the results to the actual solution $u(x, y) = \cos x \cos y$.

$$\text{c. } \frac{\partial^2 u}{\partial x^2} + \frac{\partial^2 u}{\partial y^2} = (x^2 + y^2)e^{xy}, \quad 0 < x < 2, \quad 0 < y < 1;$$

$$u(0, y) = 1, \quad u(2, y) = e^{2y}, \quad 0 \leq y \leq 1;$$

$$u(x, 0) = 1, \quad u(x, 1) = e^x, \quad 0 \leq x \leq 2.$$

Use $h = 0.2$ and $k = 0.1$, and compare the results to the actual solution $u(x, y) = e^{xy}$.

$$\text{d. } \frac{\partial^2 u}{\partial x^2} + \frac{\partial^2 u}{\partial y^2} = \frac{x}{y} + \frac{y}{x}, \quad 1 < x < 2, \quad 1 < y < 2;$$

$$u(x, 1) = x \ln x, \quad u(x, 2) = x \ln(4x^2), \quad 1 \leq x \leq 2;$$

$$u(1, y) = y \ln y, \quad u(2, y) = 2y \ln(2y), \quad 1 \leq y \leq 2.$$

Use $h = k = 0.1$, and compare the results to the actual solution $u(x, y) = xy \ln xy$.

4. Repeat Exercise 3(a) using extrapolation with $h_0 = 0.2$, $h_1 = h_0/2$, and $h_2 = h_0/4$.
5. Construct an algorithm similar to Algorithm 12.1, except use the SOR method with optimal ω instead of the Gauss-Seidel method for solving the linear system.
6. Repeat Exercise 3 using the algorithm constructed in Exercise 5.
7. A coaxial cable is made of a 0.1-in.-square inner conductor and a 0.5-in.-square outer conductor. The potential at a point in the cross section of the cable is described by Laplace's equation. Suppose the inner conductor is kept at 0 volts and the outer conductor is kept at 110 volts. Find the potential between the two conductors by placing a grid with horizontal mesh spacing $h = 0.1$ in. and vertical mesh spacing $k = 0.1$ in. on the region

$$D = \{(x, y) \mid 0 \leq x, y \leq 0.5\}.$$

Approximate the solution to Laplace's equation at each grid point, and use the two sets of boundary conditions to derive a linear system to be solved by the Gauss-Seidel method.

8. A 6-cm by 5-cm rectangular silver plate has heat being uniformly generated at each point at the rate $q = 1.5 \text{ cal/cm}^3 \cdot \text{s}$. Let x represent the distance along the edge of the plate of length 6 cm and y be the distance along the edge of the plate of length 5 cm. Suppose the temperature u along the edges is kept at the following temperatures:

$$u(x, 0) = x(6 - x), \quad u(x, 5) = 0, \quad 0 \leq x \leq 6,$$

$$u(0, y) = y(5 - y), \quad u(6, y) = 0, \quad 0 \leq y \leq 5,$$

where the origin lies at a corner of the plate with coordinates $(0, 0)$ and the edges lie along the positive x - and y -axes. The steady-state temperature $u = u(x, y)$ satisfies Poisson's equation:

$$\frac{\partial^2 u}{\partial x^2}(x, y) + \frac{\partial^2 u}{\partial y^2}(x, y) = -\frac{q}{K}, \quad 0 < x < 6, \quad 0 < y < 5,$$

where K , the thermal conductivity, is $1.04 \text{ cal/cm}\cdot\text{deg}\cdot\text{s}$. Approximate the temperature $u(x, y)$ using Algorithm 12.1 with $h = 0.4$ and $k = \frac{1}{3}$.

12.2 Parabolic Partial Differential Equations

The *parabolic* partial differential equation we study is the heat, or diffusion, equation

$$\frac{\partial u}{\partial t}(x, t) = \alpha^2 \frac{\partial^2 u}{\partial x^2}(x, t), \quad 0 < x < l, \quad t > 0, \quad (12.6)$$

subject to the conditions

$$u(0, t) = u(l, t) = 0, \quad t > 0,$$

and

$$u(x, 0) = f(x), \quad 0 \leq x \leq l.$$

The approach we use to approximate the solution to this problem involves finite differences and is similar to the method used in Section 12.1.

First select an integer $m > 0$ and define $h = l/m$. Then select a time-step size k . The grid points for this situation are (x_i, t_j) , where $x_i = ih$, for $i = 0, 1, \dots, m$, and $t_j = jk$, for $j = 0, 1, \dots$.

We obtain the difference method using the Taylor series in t to form the difference quotient

$$\frac{\partial u}{\partial t}(x_i, t_j) = \frac{u(x_i, t_j + k) - u(x_i, t_j)}{k} - \frac{k}{2} \frac{\partial^2 u}{\partial t^2}(x_i, \mu_j), \quad (12.7)$$

for some $\mu_j \in (t_j, t_{j+1})$, and the Taylor series in x to form the difference quotient

$$\frac{\partial^2 u}{\partial x^2}(x_i, t_j) = \frac{u(x_i + h, t_j) - 2u(x_i, t_j) + u(x_i - h, t_j)}{h^2} - \frac{h^2}{12} \frac{\partial^4 u}{\partial x^4}(\xi_i, t_j), \quad (12.8)$$

where $\xi_i \in (x_{i-1}, x_{i+1})$.

The parabolic partial differential equation (12.6) implies that at the interior gridpoint (x_i, t_j) , for each $i = 1, 2, \dots, m - 1$ and $j = 1, 2, \dots$, we have

$$\frac{\partial u}{\partial t}(x_i, t_j) - \alpha^2 \frac{\partial^2 u}{\partial x^2}(x_i, t_j) = 0,$$

so the difference method using the difference quotients (12.7) and (12.8) is

$$\frac{w_{i,j+1} - w_{ij}}{k} - \alpha^2 \frac{w_{i+1,j} - 2w_{ij} + w_{i-1,j}}{h^2} = 0, \tag{12.9}$$

where w_{ij} approximates $u(x_i, t_j)$.

The local truncation error for this difference equation is

$$\tau_{ij} = \frac{k}{2} \frac{\partial^2 u}{\partial t^2}(x_i, \mu_j) - \alpha^2 \frac{h^2}{12} \frac{\partial^4 u}{\partial x^4}(\xi_i, t_j). \tag{12.10}$$

Solving Eq. (12.9) for $w_{i,j+1}$ gives

$$w_{i,j+1} = \left(1 - \frac{2\alpha^2 k}{h^2}\right) w_{ij} + \alpha^2 \frac{k}{h^2} (w_{i+1,j} + w_{i-1,j}), \tag{12.11}$$

for each $i = 1, 2, \dots, m - 1$ and $j = 1, 2, \dots$. Since the initial condition $u(x, 0) = f(x)$, for each $0 \leq x \leq l$, implies that $w_{i,0} = f(x_i)$, for each $i = 0, 1, \dots, m$, these values can be used in Eq. (12.11) to find the value of $w_{i,1}$, for each $i = 1, 2, \dots, m - 1$. The additional conditions $u(0, t) = 0$ and $u(l, t) = 0$ imply that $w_{0,1} = w_{m,1} = 0$, so all the entries of the form $w_{i,1}$ can be determined. If the procedure is reapplied once all the approximations $w_{i,1}$ are known, the values of $w_{i,2}, w_{i,3}, \dots$, can be obtained in a similar manner.

The explicit nature of the difference method implies that the $(m - 1) \times (m - 1)$ matrix associated with this system can be written in the tridiagonal form

$$A = \begin{bmatrix} (1 - 2\lambda) & \lambda & 0 & \dots & 0 \\ \lambda & (1 - 2\lambda) & \lambda & \dots & 0 \\ 0 & \dots & \dots & \dots & 0 \\ \vdots & \dots & \dots & \dots & \lambda \\ 0 & \dots & 0 & \lambda & (1 - 2\lambda) \end{bmatrix},$$

where $\lambda = \alpha^2(k/h^2)$. If we let

$$\mathbf{w}^{(0)} = (f(x_1), f(x_2), \dots, f(x_{m-1}))^t$$

and

$$\mathbf{w}^{(j)} = (w_{1,j}, w_{2,j}, \dots, w_{m-1,j})^t, \quad \text{for each } j = 1, 2, \dots,$$

then the approximate solution is given by

$$\mathbf{w}^{(j)} = A\mathbf{w}^{(j-1)}, \quad \text{for each } j = 1, 2, \dots,$$

so $\mathbf{w}^{(j)}$ is obtained from $\mathbf{w}^{(j-1)}$ by a simple matrix multiplication. This is known as the **Forward-Difference method**. If the solution to the partial differential equation has four continuous partial derivatives in x and two in t , then Eq. (12.10) implies that the method is of order $O(k + h^2)$.

EXAMPLE 1 Consider the heat equation

$$\frac{\partial u}{\partial t}(x, t) - \frac{\partial^2 u}{\partial x^2}(x, t) = 0, \quad 0 < x < 1, \quad 0 \leq t,$$

with boundary conditions

$$u(0, t) = u(1, t) = 0, \quad 0 < t,$$

and initial conditions

$$u(x, 0) = \sin(\pi x), \quad 0 \leq x \leq 1.$$

The solution to this problem is

$$u(x, t) = e^{-\pi^2 t} \sin(\pi x).$$

The solution at $t = 0.5$ will be approximated using the Forward-Difference method, first with $h = 0.1$, $k = 0.0005$, and $\lambda = 0.05$, and then with $h = 0.1$, $k = 0.01$, and $\lambda = 1$. The results are presented in Table 12.3. ■

Table 12.3

x_i	$u(x_i, 0.5)$	$w_{i,1000}$ $k = 0.0005$	$ u(x_i, 0.5) - w_{i,1000} $	$w_{i,50}$ $k = 0.01$	$ u(x_i, 0.5) - w_{i,50} $
0.0	0	0		0	
0.1	0.00222241	0.00228652	6.411×10^{-5}	8.19876×10^7	8.199×10^7
0.2	0.00422728	0.00434922	1.219×10^{-4}	-1.55719×10^8	1.557×10^8
0.3	0.00581836	0.00598619	1.678×10^{-4}	2.13833×10^8	2.138×10^8
0.4	0.00683989	0.00703719	1.973×10^{-4}	-2.50642×10^8	2.506×10^8
0.5	0.00719188	0.00739934	2.075×10^{-4}	2.62685×10^8	2.627×10^8
0.6	0.00683989	0.00703719	1.973×10^{-4}	-2.49015×10^8	2.490×10^8
0.7	0.00581836	0.00598619	1.678×10^{-4}	2.11200×10^8	2.112×10^8
0.8	0.00422728	0.00434922	1.219×10^{-4}	-1.53086×10^8	1.531×10^8
0.9	0.00222241	0.00228652	6.511×10^{-5}	8.03604×10^7	8.036×10^7
1.0	0	0		0	

A truncation error of order $O(k + h^2)$ is expected in Example 1. Although this is obtained with $h = 0.1$ and $k = 0.0005$, it certainly is not with $h = 0.1$ and $k = 0.01$. To explain the difficulty, we must look at the stability of the Forward-Difference method.

If an error $\mathbf{e}^{(0)} = (e_1^{(0)}, e_2^{(0)}, \dots, e_{m-1}^{(0)})^t$ is made in representing the initial data

$$\mathbf{w}^{(0)} = (f(x_1), f(x_2), \dots, f(x_{m-1}))^t$$

(or in any particular step, the choice of the initial step is simply for convenience), an error of $A\mathbf{e}^{(0)}$ propagates in $\mathbf{w}^{(1)}$, since

$$\mathbf{w}^{(1)} = A(\mathbf{w}^{(0)} + \mathbf{e}^{(0)}) = A\mathbf{w}^{(0)} + A\mathbf{e}^{(0)}.$$

This process continues. At the n th time step, the error in $\mathbf{w}^{(n)}$ due to $\mathbf{e}^{(0)}$ is $A^n \mathbf{e}^{(0)}$. The method is consequently stable precisely when these errors do not grow as n increases. But

this is true if and only if for any initial error $\mathbf{e}^{(0)}$, we have $\|A^n \mathbf{e}^{(0)}\| \leq \|\mathbf{e}^{(0)}\|$ for all n . Hence, we must have $\|A^n\| \leq 1$, a condition that, by Theorem 7.15, requires that $\rho(A^n) = (\rho(A))^n \leq 1$. The Forward-Difference method is therefore stable only if $\rho(A) \leq 1$.

The eigenvalues of A can be shown (see Exercise 7) to be

$$\mu_i = 1 - 4\lambda \left(\sin \left(\frac{i\pi}{2m} \right) \right)^2, \quad \text{for each } i = 1, 2, \dots, m-1.$$

The condition for stability consequently reduces to determining whether

$$\rho(A) = \max_{1 \leq i \leq m-1} \left| 1 - 4\lambda \left(\sin \left(\frac{i\pi}{2m} \right) \right)^2 \right| \leq 1,$$

which simplifies to

$$0 \leq \lambda \left(\sin \left(\frac{i\pi}{2m} \right) \right)^2 \leq \frac{1}{2}, \quad \text{for each } i = 1, 2, \dots, m-1.$$

Since stability requires that this inequality condition hold as $h \rightarrow 0$, or, equivalently, as $m \rightarrow \infty$, the fact that

$$\lim_{m \rightarrow \infty} \left[\sin \left(\frac{(m-1)\pi}{2m} \right) \right]^2 = 1$$

means that stability will occur only if $0 \leq \lambda \leq \frac{1}{2}$. Since $\lambda = \alpha^2(k/h^2)$, this inequality requires that h and k be chosen so that

$$\alpha^2 \frac{k}{h^2} \leq \frac{1}{2}.$$

In Example 1 we have $\alpha = 1$, so this condition is satisfied when $h = 0.1$ and $k = 0.0005$. But when k was increased to 0.01 with no corresponding increase in h , the ratio was

$$\frac{0.01}{(0.1)^2} = 1 > \frac{1}{2},$$

and stability problems became apparent.

Consistent with the terminology of Chapter 5, we call the Forward-Difference method **conditionally stable** and remark that the method converges to the solution of Eq. (12.6) with rate of convergence $O(k + h^2)$, provided

$$\alpha^2 \frac{k}{h^2} \leq \frac{1}{2}$$

and the required continuity conditions on the solution are met. (For a detailed proof of this fact, see [IK, pp. 502–505].)

To obtain a method that is **unconditionally stable**, we consider an implicit-difference method that results from using the backward-difference quotient for $(\partial u / \partial t)(x_i, t_j)$ in the form

$$\frac{\partial u}{\partial t}(x_i, t_j) = \frac{u(x_i, t_j) - u(x_i, t_{j-1})}{k} + \frac{k}{2} \frac{\partial^2 u}{\partial t^2}(x_i, \mu_j),$$

where μ_j is in (t_{j-1}, t_j) . Substituting this equation, together with Eq. (12.8) for $\partial^2 u / \partial x^2$, into the partial differential equation gives

$$\begin{aligned} \frac{u(x_i, t_j) - u(x_i, t_{j-1}))}{k} - \alpha^2 \frac{u(x_{i+1}, t_j) - 2u(x_i, t_j) + u(x_{i-1}, t_j))}{h^2} \\ = -\frac{k}{2} \frac{\partial^2 u}{\partial t^2}(x_i, \mu_j) - \alpha^2 \frac{h^2}{12} \frac{\partial^4 u}{\partial x^4}(\xi_i, t_j), \end{aligned}$$

for some $\xi_i \in (x_{i-1}, x_{i+1})$. The **Backward-Difference method** that results is

$$\frac{w_{ij} - w_{i,j-1}}{k} - \alpha^2 \frac{w_{i+1,j} - 2w_{ij} + w_{i-1,j}}{h^2} = 0, \quad (12.12)$$

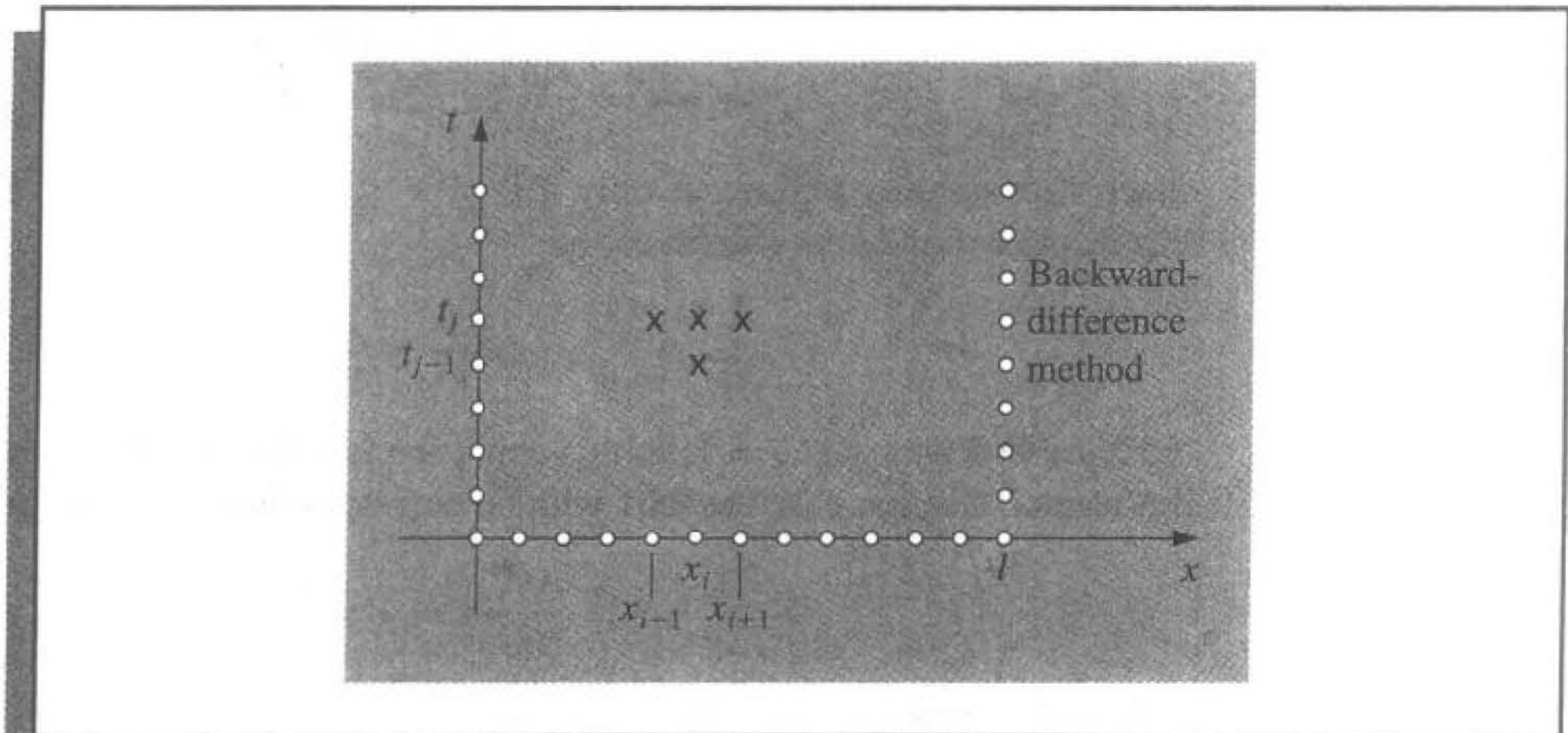
for each $i = 1, 2, \dots, m-1$ and $j = 1, 2, \dots$.

The Backward-Difference method involves, at a typical step, the mesh points

$$(x_i, t_j), \quad (x_i, t_{j-1}), \quad (x_{i-1}, t_j), \quad \text{and} \quad (x_{i+1}, t_j),$$

and involves approximations at the points marked with \times 's in Figure 12.8.

Figure 12.8



Since the boundary and initial conditions associated with the problem give information at the circled mesh points, the figure shows that no explicit procedures can be used to solve Eq. (12.12). Recall that in the Forward-Difference method (see Figure 12.9), approximations at

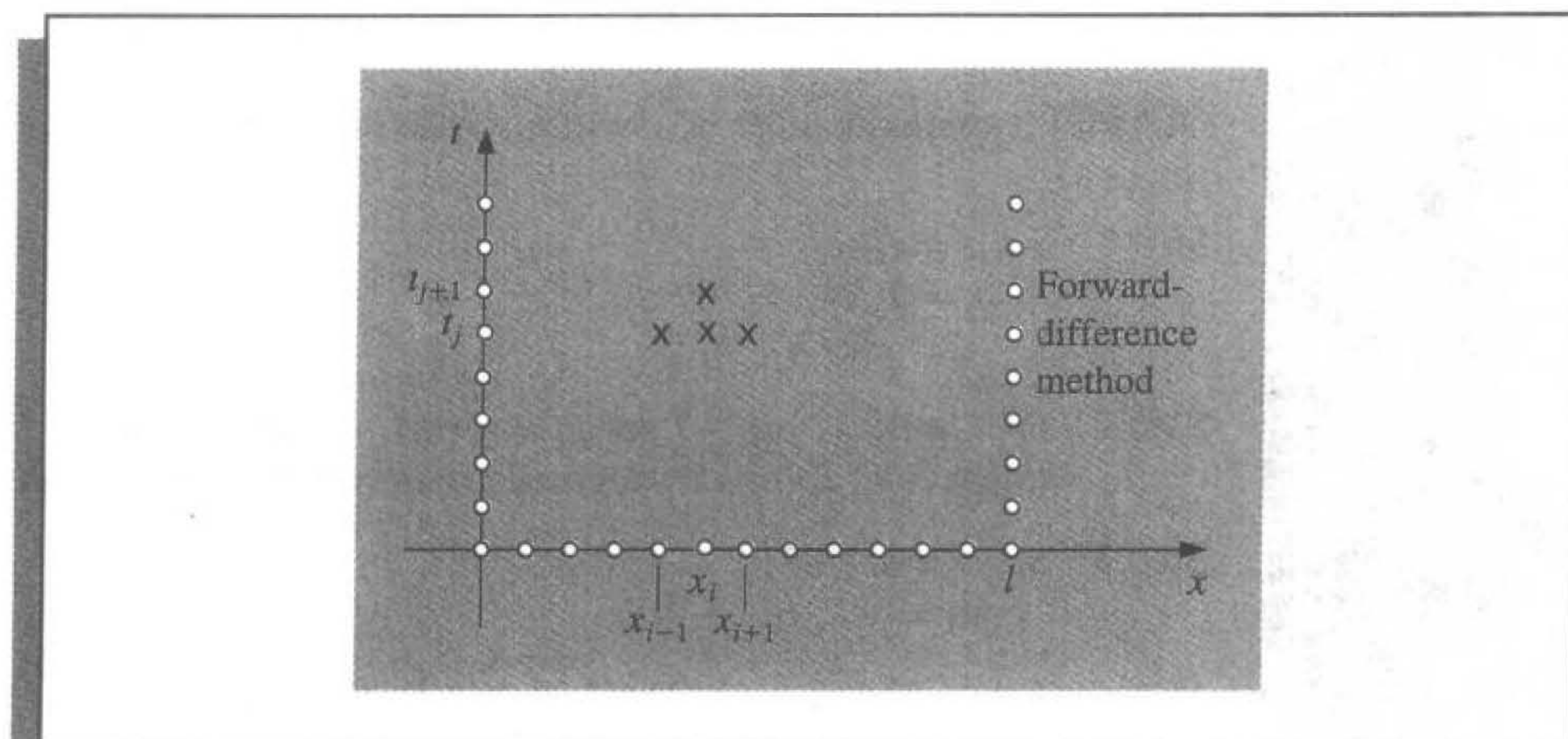
$$(x_{i-1}, t_j), \quad (x_i, t_j), \quad (x_i, t_{j+1}), \quad \text{and} \quad (x_{i+1}, t_j)$$

were used, so an explicit method for finding the approximations, based on the information from the initial and boundary conditions, was available.

If we again let λ denote the quantity $\alpha^2(k/h^2)$, the Backward-Difference method becomes

$$(1 + 2\lambda)w_{ij} - \lambda w_{i+1,j} - \lambda w_{i-1,j} = w_{i,j-1},$$

Figure 12.9



for each $i = 1, 2, \dots, m - 1$ and $j = 1, 2, \dots$. Using the knowledge that $w_{i,0} = f(x_i)$, for each $i = 1, 2, \dots, m - 1$ and $w_{m,j} = w_{0,j} = 0$, for each $j = 1, 2, \dots$, this difference method has the matrix representation:

$$\begin{bmatrix} (1 + 2\lambda) & -\lambda & 0 & \dots & 0 \\ -\lambda & \dots & \dots & \dots & \dots \\ 0 & \dots & \dots & \dots & 0 \\ \vdots & \dots & \dots & \dots & \vdots \\ 0 & \dots & 0 & -\lambda & (1 + 2\lambda) \end{bmatrix} \begin{bmatrix} w_{1,j} \\ w_{2,j} \\ \vdots \\ w_{m-1,j} \end{bmatrix} = \begin{bmatrix} w_{1,j-1} \\ w_{2,j-1} \\ \vdots \\ w_{m-1,j-1} \end{bmatrix}, \quad (12.13)$$

or $A\mathbf{w}^{(j)} = \mathbf{w}^{(j-1)}$, for each $i = 1, 2, \dots$.

Hence, we must now solve a linear system to obtain $\mathbf{w}^{(j)}$ from $\mathbf{w}^{(j-1)}$. Since $\lambda > 0$, the matrix A is positive definite and strictly diagonally dominant, as well as being tridiagonal. We can use either the Crout Factorization Algorithm 6.7 or the SOR Algorithm 7.3 to solve this system. Algorithm 12.2 solves (12.13) using Crout factorization, which is acceptable unless m is large. In this algorithm we assume, for stopping purposes, that a bound is given for t .

ALGORITHM
12.2

Heat Equation Backward-Difference

To approximate the solution to the parabolic partial differential equation

$$\frac{\partial u}{\partial t}(x, t) - \alpha^2 \frac{\partial^2 u}{\partial x^2}(x, t) = 0, \quad 0 < x < l, \quad 0 < t < T,$$

subject to the boundary conditions

$$u(0, t) = u(l, t) = 0, \quad 0 < t < T,$$

and the initial conditions

$$u(x, 0) = f(x), \quad 0 \leq x \leq l:$$

INPUT endpoint l ; maximum time T ; constant α ; integers $m \geq 3$, $N \geq 1$.

OUTPUT approximations $w_{i,j}$ to $u(x_i, t_j)$ for each $i = 1, \dots, m-1$ and $j = 1, \dots, N$.

Step 1 Set $h = l/m$;
 $k = T/N$;
 $\lambda = \alpha^2 k/h^2$.

Step 2 For $i = 1, \dots, m-1$ set $w_i = f(ih)$. (Initial values.)
 (Steps 3–11 solve a tridiagonal linear system using Algorithm 6.7.)

Step 3 Set $l_1 = 1 + 2\lambda$;
 $u_1 = -\lambda/l_1$.

Step 4 For $i = 2, \dots, m-2$ set $l_i = 1 + 2\lambda + \lambda u_{i-1}$;
 $u_i = -\lambda/l_i$.

Step 5 Set $l_{m-1} = 1 + 2\lambda + \lambda u_{m-2}$.

Step 6 For $j = 1, \dots, N$ do Steps 7–11.

Step 7 Set $t = jk$; (Current t_j .)
 $z_1 = w_1/l_1$.

Step 8 For $i = 2, \dots, m-1$ set $z_i = (w_i + \lambda z_{i-1})/l_i$.

Step 9 Set $w_{m-1} = z_{m-1}$.

Step 10 For $i = m-2, \dots, 1$ set $w_i = z_i - u_i w_{i+1}$.

Step 11 OUTPUT (t); (Note: $t = t_j$.)
 For $i = 1, \dots, m-1$ set $x = ih$;
 OUTPUT (x, w_i). (Note: $w_i = w_{i,j}$.)

Step 12 STOP. (The procedure is complete.) ■

EXAMPLE 2

The Backward-Difference method (Algorithm 12.2) with $h = 0.1$ and $k = 0.01$ will be used to approximate the solution to the heat equation

$$\frac{\partial u}{\partial t}(x, t) - \frac{\partial^2 u}{\partial x^2}(x, t) = 0, \quad 0 < x < 1, \quad 0 < t,$$

subject to the constraints

$$u(0, t) = u(1, t) = 0, \quad 0 < t, \quad u(x, 0) = \sin \pi x, \quad 0 \leq x \leq 1,$$

which was considered in Example 1. To demonstrate the unconditional stability of the Backward-Difference method, we again compare $w_{i,50}$ to $u(x_i, 0.5)$, where $i = 0, 1, \dots, 10$.

The results listed in Table 12.4 have the same values of h and k as those in the fifth and sixth columns of Table 12.3, which illustrates the stability of this method. ■

Table 12.4

x_i	$w_{i,50}$	$u(x_i, 0.5)$	$ w_{i,50} - u(x_i, 0.5) $
0.0	0	0	
0.1	0.00289802	0.00222241	6.756×10^{-4}
0.2	0.00551236	0.00422728	1.285×10^{-3}
0.3	0.00758711	0.00581836	1.769×10^{-3}
0.4	0.00891918	0.00683989	2.079×10^{-3}
0.5	0.00937818	0.00719188	2.186×10^{-3}
0.6	0.00891918	0.00683989	2.079×10^{-3}
0.7	0.00758711	0.00581836	1.769×10^{-3}
0.8	0.00551236	0.00422728	1.285×10^{-3}
0.9	0.00289802	0.00222241	6.756×10^{-4}
1.0	0	0	

The reason that the Backward-Difference method does not have the stability problems of the Forward-Difference method can be seen by analyzing the eigenvalues of the matrix A . For the Backward-Difference method (see Exercise 8), the eigenvalues are

$$\mu_i = 1 + 4\lambda \left[\sin \left(\frac{i\pi}{2m} \right) \right]^2, \quad \text{for each } i = 1, 2, \dots, m-1,$$

and since $\lambda > 0$, we have $\mu_i > 1$, for all $i = 1, 2, \dots, m-1$. This implies that A^{-1} exists since zero is not an eigenvalue of A . An error $\mathbf{e}^{(0)}$ in the initial data produces an error $(A^{-1})^n \mathbf{e}^{(0)}$ at the n th step. Since the eigenvalues of A^{-1} are the reciprocals of the eigenvalues of A , the spectral radius of A^{-1} is bounded above by 1, and the method is stable, independent of the choice of $\lambda = \alpha^2(k/h^2)$. In the terminology of Chapter 5, we call the Backward-Difference method an **unconditionally stable** method. The local truncation error for the method is of order $O(k+h^2)$, provided the solution of the differential equation satisfies the usual differentiability conditions. In this case, the method converges to the solution of the partial differential equation with this same rate of convergence (see [IK, p. 508]).

The weakness in the Backward-Difference method results from the fact that the local truncation error has a portion with order $O(k)$, requiring that time intervals be made much smaller than spatial intervals. It would clearly be desirable to have a procedure with local truncation error of order $O(k^2 + h^2)$. The first step in this direction is to use a difference equation that has $O(k^2)$ error for $u_t(x, t)$ instead of those we have used previously, whose error was $O(k)$. This can be done by using the Taylor series in t for the function $u(x, t)$ at the point (x_i, t_j) and evaluating at (x_i, t_{j+1}) and (x_i, t_{j-1}) to obtain the Centered-Difference formula

$$\frac{\partial u}{\partial t}(x_i, t_j) = \frac{u(x_i, t_{j+1}) - u(x_i, t_{j-1})}{2k} + \frac{k^2}{6} \frac{\partial^3 u}{\partial t^3}(x_i, \mu_j),$$

where $\mu_j \in (t_{j-1}, t_{j+1})$. The difference method that results from substituting this and the usual difference quotient for $(\partial^2 u / \partial x^2)$, Eq. (12.8), into the differential equation is called **Richardson's method** and is given by

$$\frac{w_{i,j+1} - w_{i,j-1}}{2k} - \alpha^2 \frac{w_{i+1,j} - 2w_{i,j} + w_{i-1,j}}{h^2} = 0. \quad (12.14)$$

This method has local truncation error of order $O(k^2 + h^2)$, but unfortunately it also has serious stability problems (see Exercise 6).

A more rewarding method is derived by averaging the Forward-Difference method at the j th step in t ,

$$\frac{w_{i,j+1} - w_{i,j}}{k} - \alpha^2 \frac{w_{i+1,j} - 2w_{i,j} + w_{i-1,j}}{h^2} = 0,$$

which has local truncation error

$$\tau_F = \frac{k}{2} \frac{\partial^2 u}{\partial t^2}(x_i, \mu_j) + O(h^2),$$

and the Backward-Difference method at the $(j + 1)$ st step in t ,

$$\frac{w_{i,j+1} - w_{i,j}}{k} - \alpha^2 \frac{w_{i+1,j+1} - 2w_{i,j+1} + w_{i-1,j+1}}{h^2} = 0,$$

which has local truncation error

$$\tau_B = -\frac{k}{2} \frac{\partial^2 u}{\partial t^2}(x_i, \hat{\mu}_j) + O(h^2).$$

If we assume that

$$\frac{\partial^2 u}{\partial t^2}(x_i, \hat{\mu}_j) \approx \frac{\partial^2 u}{\partial t^2}(x_i, \mu_j),$$

then the averaged-difference method,

$$\frac{w_{i,j+1} - w_{ij}}{k} - \frac{\alpha^2}{2} \left[\frac{w_{i+1,j} - 2w_{i,j} + w_{i-1,j}}{h^2} + \frac{w_{i+1,j+1} - 2w_{i,j+1} + w_{i-1,j+1}}{h^2} \right] = 0,$$

has local truncation error of order $O(k^2 + h^2)$, provided, of course, that the usual differentiability conditions are satisfied. This is known as the **Crank-Nicolson method** and is represented in the matrix form

$$A\mathbf{w}^{(j+1)} = B\mathbf{w}^{(j)}, \quad \text{for each } j = 0, 1, 2, \dots, \quad (12.15)$$

where

$$\lambda = \alpha^2 \frac{k}{h^2}, \quad \mathbf{w}^{(j)} = (w_{1,j}, w_{2,j}, \dots, w_{m-1,j})^t,$$

and the matrices A and B are given by:

$$A = \begin{bmatrix} (1 + \lambda) & -\frac{\lambda}{2} & 0 & \cdots & 0 \\ -\frac{\lambda}{2} & \ddots & \ddots & \ddots & \ddots \\ 0 & \ddots & \ddots & \ddots & 0 \\ \vdots & \ddots & \ddots & \ddots & -\frac{\lambda}{2} \\ 0 & \cdots & 0 & -\frac{\lambda}{2} & (1 + \lambda) \end{bmatrix}$$

and

$$B = \begin{bmatrix} (1-\lambda) & \frac{\lambda}{2} & 0 & \cdots & 0 \\ \frac{\lambda}{2} & \ddots & \ddots & \ddots & \ddots \\ 0 & \ddots & \ddots & \ddots & 0 \\ \vdots & \vdots & \vdots & \ddots & \frac{\lambda}{2} \\ 0 & \cdots & 0 & \frac{\lambda}{2} & (1-\lambda) \end{bmatrix}.$$

Since A is a positive definite, strictly diagonally dominant, and tridiagonal matrix, it is nonsingular. Either the Crout Factorization 6.7 or the SOR Algorithm 7.3 can be used to obtain $\mathbf{w}^{(j+1)}$ from $\mathbf{w}^{(j)}$, for each $j = 0, 1, 2, \dots$. Algorithm 12.3 incorporates Crout factorization into the Crank-Nicolson technique. As in Algorithm 12.2, a finite length for the time interval must be specified to determine a stopping procedure. The verification that the Crank-Nicolson method is unconditionally stable and has order of convergence $O(k^2 + h^2)$ can be found in [IK, pp. 508–512].

ALGORITHM

12.3

Crank-Nicolson

To approximate the solution to the parabolic partial differential equation

$$\frac{\partial u}{\partial t}(x, t) - \alpha^2 \frac{\partial^2 u}{\partial x^2}(x, t) = 0, \quad 0 < x < l, \quad 0 < t < T,$$

subject to the boundary conditions

$$u(0, t) = u(l, t) = 0, \quad 0 < t < T,$$

and the initial conditions

$$u(x, 0) = f(x), \quad 0 \leq x \leq l:$$

INPUT endpoint l ; maximum time T ; constant α ; integers $m \geq 3, N \geq 1$.

OUTPUT approximations $w_{i,j}$ to $u(x_i, t_j)$ for each $i = 1, \dots, m-1$ and $j = 1, \dots, N$.

Step 1 Set $h = l/m$;
 $k = T/N$;
 $\lambda = \alpha^2 k/h^2$;
 $w_m = 0$.

Step 2 For $i = 1, \dots, m-1$ set $w_i = f(ih)$. (Initial values.)
 (Steps 3–11 solve a tridiagonal linear system using Algorithm 6.7.)

Step 3 Set $l_1 = 1 + \lambda$;
 $u_1 = -\lambda/(2l_1)$.

Step 4 For $i = 2, \dots, m-2$ set $l_i = 1 + \lambda + \lambda u_{i-1}/2$;
 $u_i = -\lambda/(2l_i)$.

Step 5 Set $l_{m-1} = 1 + \lambda + \lambda u_{m-2}/2$.

Step 6 For $j = 1, \dots, N$ do Steps 7–11.

Step 7 Set $t = jk$; (Current t_j .)

$$z_1 = \left[(1 - \lambda)w_1 + \frac{\lambda}{2}w_2 \right] / l_1.$$

Step 8 For $i = 2, \dots, m - 1$ set

$$z_i = \left[(1 - \lambda)w_i + \frac{\lambda}{2}(w_{i+1} + w_{i-1} + z_{i-1}) \right] / l_i.$$

Step 9 Set $w_{m-1} = z_{m-1}$.

Step 10 For $i = m - 2, \dots, 1$ set $w_i = z_i - u_i w_{i+1}$.

Step 11 OUTPUT (t); (Note: $t = t_j$.)

For $i = 1, \dots, m - 1$ set $x = ih$;

OUTPUT (x, w_i). (Note: $w_i = w_{i,j}$.)

Step 12 STOP. (The procedure is complete.) ■

EXAMPLE 3

The Crank-Nicolson method will be used to approximate the solution to the problem in Examples 1 and 2, consisting of the equation

$$\frac{\partial u}{\partial t}(x, t) - \frac{\partial^2 u}{\partial x^2}(x, t) = 0, \quad 0 < x < 1 \quad 0 < t,$$

subject to the conditions

$$u(0, t) = u(1, t) = 0, \quad 0 < t,$$

and

$$u(x, 0) = \sin(\pi x), \quad 0 \leq x \leq 1.$$

The choices $m = 10$, $h = 0.1$, $N = 50$, $k = 0.01$, and $\lambda = 1$ are used in Algorithm 12.3, as they were in the previous examples. The results in Table 12.5 indicate the increase in

Table 12.5

x_i	$w_{i,50}$	$u(x_i, 0.5)$	$ w_{i,50} - u(x_i, 0.5) $
0.0	0	0	
0.1	0.00230512	0.00222241	8.271×10^{-5}
0.2	0.00438461	0.00422728	1.573×10^{-4}
0.3	0.00603489	0.00581836	2.165×10^{-4}
0.4	0.00709444	0.00683989	2.546×10^{-4}
0.5	0.00745954	0.00719188	2.677×10^{-4}
0.6	0.00709444	0.00683989	2.546×10^{-4}
0.7	0.00603489	0.00581836	2.165×10^{-4}
0.8	0.00438461	0.00422728	1.573×10^{-4}
0.9	0.00230512	0.00222241	8.271×10^{-5}
1.0	0	0	

accuracy of the Crank-Nicolson method over the Backward-Difference method, the best of the two previously discussed techniques. ■

EXERCISE SET 12.2

1. Approximate the solution to the following partial differential equations using the Backward-Difference Algorithm.

a.
$$\frac{\partial u}{\partial t} - \frac{\partial^2 u}{\partial x^2} = 0, \quad 0 < x < 2, \quad 0 < t;$$

$$u(0, t) = u(2, t) = 0, \quad 0 < t,$$

$$u(x, 0) = \sin \frac{\pi}{2}x, \quad 0 \leq x \leq 2.$$

Use $m = 4$, $T = 0.1$, and $N = 2$, and compare your results to the actual solution $u(x, t) = e^{-(\pi^2/4)t} \sin \frac{\pi}{2}x$.

b.
$$\frac{\partial u}{\partial t} - \frac{1}{16} \frac{\partial^2 u}{\partial x^2} = 0, \quad 0 < x < 1, \quad 0 < t;$$

$$u(0, t) = u(1, t) = 0, \quad 0 < t,$$

$$u(x, 0) = 2 \sin 2\pi x, \quad 0 \leq x \leq 1.$$

Use $m = 3$, $T = 0.1$, and $N = 2$, and compare your results to the actual solution $u(x, t) = 2e^{-(\pi^2/4)t} \sin 2\pi x$.

2. Repeat Exercise 1 using the Crank-Nicolson Algorithm.
3. Use the Forward-Difference method to approximate the solution to the following parabolic partial differential equations.

a.
$$\frac{\partial u}{\partial t} - \frac{\partial^2 u}{\partial x^2} = 0, \quad 0 < x < 2, \quad 0 < t;$$

$$u(0, t) = u(2, t) = 0, \quad 0 < t,$$

$$u(x, 0) = \sin 2\pi x, \quad 0 \leq x \leq 2.$$

Use $h = 0.4$ and $k = 0.1$, and compare your results at $t = 0.5$ to the actual solution $u(x, t) = e^{-4\pi^2 t} \sin 2\pi x$. Then use $h = 0.4$ and $k = 0.05$, and compare the answers.

b.
$$\frac{\partial u}{\partial t} - \frac{\partial^2 u}{\partial x^2} = 0, \quad 0 < x < \pi, \quad 0 < t;$$

$$u(0, t) = u(\pi, t) = 0, \quad 0 < t,$$

$$u(x, 0) = \sin x, \quad 0 \leq x \leq \pi.$$

Use $h = \pi/10$ and $k = 0.05$, and compare your results at $t = 0.5$ to the actual solution $u(x, t) = e^{-t} \sin x$.

c.
$$\frac{\partial u}{\partial t} - \frac{4}{\pi^2} \frac{\partial^2 u}{\partial x^2} = 0, \quad 0 < x < 4, \quad 0 < t;$$

$$u(0, t) = u(4, t) = 0, \quad 0 < t,$$

$$u(x, 0) = \sin \frac{\pi}{4}x \left(1 + 2 \cos \frac{\pi}{4}x\right), \quad 0 \leq x \leq 4.$$

Use $h = 0.2$ and $k = 0.04$, and compare your results at $t = 0.4$ to the actual solution $u(x, t) = e^{-t} \sin \frac{\pi}{2}x + e^{-t/4} \sin \frac{\pi}{4}x$.

d.
$$\frac{\partial u}{\partial t} - \frac{1}{\pi^2} \frac{\partial^2 u}{\partial x^2} = 0, \quad 0 < x < 1, \quad 0 < t;$$

$$u(0, t) = u(1, t) = 0, \quad 0 < t,$$

$$u(x, 0) = \cos \pi \left(x - \frac{1}{2}\right), \quad 0 \leq x \leq 1.$$

Use $h = 0.1$ and $k = 0.04$, and compare your results at $t = 0.4$ to the actual solution $u(x, t) = e^{-t} \cos \pi \left(x - \frac{1}{2}\right)$.

4. Repeat Exercise 3 using the Backward-Difference Algorithm.
5. Repeat Exercise 3 using the Crank-Nicolson Algorithm.
6. Repeat Exercise 3 using Richardson's method.
7. Show that the eigenvalues for the $(m - 1)$ by $(m - 1)$ tridiagonal method matrix A given by

$$a_{ij} = \begin{cases} \lambda, & j = i - 1 \text{ or } j = i + 1, \\ 1 - 2\lambda, & j = i, \\ 0, & \text{otherwise} \end{cases}$$

are

$$\mu_i = 1 - 4\lambda \left(\sin \frac{i\pi}{2m} \right)^2, \quad \text{for each } i = 1, 2, \dots, m - 1,$$

with corresponding eigenvectors $\mathbf{v}^{(i)}$, where $v_j^{(i)} = \sin \frac{ij\pi}{m}$.

8. Show that the $(m - 1)$ by $(m - 1)$ tridiagonal method matrix A given by

$$a_{ij} = \begin{cases} -\lambda, & j = i - 1 \text{ or } j = i + 1, \\ 1 + 2\lambda, & j = i, \\ 0, & \text{otherwise,} \end{cases}$$

where $\lambda > 0$, is positive definite and diagonally dominant and has eigenvalues

$$\mu_i = 1 + 4\lambda \left(\sin \frac{i\pi}{2m} \right)^2, \quad \text{for each } i = 1, 2, \dots, m - 1,$$

with corresponding eigenvectors $\mathbf{v}^{(i)}$, where $v_j^{(i)} = \sin \frac{ij\pi}{m}$.

9. Modify Algorithms 12.2 and 12.3 to include the parabolic partial differential equation

$$\frac{\partial u}{\partial t} - \frac{\partial^2 u}{\partial x^2} = F(x), \quad 0 < x < l, \quad 0 < t;$$

$$u(0, t) = u(l, t) = 0, \quad 0 < t;$$

$$u(x, 0) = f(x), \quad 0 \leq x \leq l.$$

10. Use the results of Exercise 9 to approximate the solution to

$$\frac{\partial u}{\partial t} - \frac{\partial^2 u}{\partial x^2} = 2, \quad 0 < x < 1, \quad 0 < t;$$

$$u(0, t) = u(1, t) = 0, \quad 0 < t;$$

$$u(x, 0) = \sin \pi x + x(1 - x),$$

with $h = 0.1$ and $k = 0.01$. Compare your answer at $t = 0.25$ to the actual solution $u(x, t) = e^{-\pi^2 t} \sin \pi x + x(1 - x)$.

11. Change Algorithms 12.2 and 12.3 to accommodate the partial differential equation

$$\begin{aligned}\frac{\partial u}{\partial t} - \alpha^2 \frac{\partial^2 u}{\partial x^2} &= 0, & 0 < x < l, & 0 < t; \\ u(0, t) &= \phi(t), & u(l, t) &= \Psi(t), & 0 < t; \\ u(x, 0) &= f(x), & 0 \leq x \leq l,\end{aligned}$$

where $f(0) = \phi(0)$ and $f(l) = \Psi(0)$.

12. The temperature $u(x, t)$ of a long, thin rod of constant cross section and homogeneous conducting material is governed by the one-dimensional heat equation. If heat is generated in the material, for example, by resistance to current or nuclear reaction, the heat equation becomes

$$\frac{\partial^2 u}{\partial x^2} + \frac{Kr}{\rho C} = K \frac{\partial u}{\partial t}, \quad 0 < x < l, \quad 0 < t,$$

where l is the length, ρ is the density, C is the specific heat, and K is the thermal diffusivity of the rod. The function $r = r(x, t, u)$ represents the heat generated per unit volume. Suppose that

$$\begin{aligned}l &= 1.5 \text{ cm}, & K &= 1.04 \text{ cal/cm} \cdot \text{deg} \cdot \text{s}, \\ \rho &= 10.6 \text{ g/cm}^3, & C &= 0.056 \text{ cal/g} \cdot \text{deg},\end{aligned}$$

and

$$r(x, t, u) = 5.0 \text{ cal/cm}^3 \cdot \text{s}.$$

If the ends of the rod are kept at 0°C , then

$$u(0, t) = u(l, t) = 0, \quad t > 0.$$

Suppose the initial temperature distribution is given by

$$u(x, 0) = \sin \frac{\pi x}{l}, \quad 0 \leq x \leq l.$$

Use the results of Exercise 9 to approximate the temperature distribution with $h = 0.15$ and $k = 0.0225$.

13. Sagar and Payne [SP] analyze the stress-strain relationships and material properties of a cylinder alternately subjected to heating and cooling and consider the equation

$$\frac{\partial^2 T}{\partial r^2} + \frac{1}{r} \frac{\partial T}{\partial r} = \frac{1}{4K} \frac{\partial T}{\partial t}, \quad \frac{1}{2} < r < 1, \quad 0 < T,$$

where $T = T(r, t)$ is the temperature, r is the radial distance from the center of the cylinder, t is time, and K is a diffusivity coefficient.

- a. Find approximations to $T(r, 10)$ for a cylinder with outside radius 1, given the initial and boundary conditions:

$$\begin{aligned}T(1, t) &= 100 + 40t, & 0 \leq t \leq 10; \\ T\left(\frac{1}{2}, t\right) &= t, & 0 \leq t \leq 10; \\ T(r, 0) &= 200(r - 0.5), & 0.5 \leq r \leq 1.\end{aligned}$$

Use a modification of the Backward-Difference method with $K = 0.1$, $k = 0.5$, and $h = \Delta r = 0.1$.

- b. Use the temperature distribution of part (a) to calculate the strain I by approximating the integral

$$I = \int_{0.5}^1 \alpha T(r, t) r \, dr,$$

where $\alpha = 10.7$ and $t = 10$. Use the Composite Trapezoidal method with $n = 5$.

12.3 Hyperbolic Partial Differential Equations

In this section, we consider the numerical solution to the **wave equation**, an example of a *hyperbolic* partial differential equation. The wave equation is given by the differential equation

$$\frac{\partial^2 u}{\partial t^2}(x, t) - \alpha^2 \frac{\partial^2 u}{\partial x^2}(x, t) = 0, \quad 0 < x < l, \quad t > 0, \quad (12.16)$$

subject to the conditions

$$\begin{aligned} u(0, t) = u(l, t) = 0, \quad \text{for } t > 0, \\ u(x, 0) = f(x), \quad \text{and} \quad \frac{\partial u}{\partial t}(x, 0) = g(x), \quad \text{for } 0 \leq x \leq l, \end{aligned}$$

where α is a constant. Select an integer $m > 0$ and time-step size $k > 0$. With $h = l/m$, the mesh points (x_i, t_j) are defined by

$$x_i = ih \quad \text{and} \quad t_j = jk,$$

for each $i = 0, 1, \dots, m$ and $j = 0, 1, \dots$. At any interior mesh point (x_i, t_j) , the wave equation becomes

$$\frac{\partial^2 u}{\partial t^2}(x_i, t_j) - \alpha^2 \frac{\partial^2 u}{\partial x^2}(x_i, t_j) = 0. \quad (12.17)$$

The difference method is obtained using the centered-difference quotient for the second partial derivatives given by

$$\frac{\partial^2 u}{\partial t^2}(x_i, t_j) = \frac{u(x_i, t_{j+1}) - 2u(x_i, t_j) + u(x_i, t_{j-1}))}{k^2} - \frac{k^2}{12} \frac{\partial^4 u}{\partial t^4}(x_i, \mu_j),$$

where $\mu_j \in (t_{j-1}, t_{j+1})$ and

$$\frac{\partial^2 u}{\partial x^2}(x_i, t_j) = \frac{u(x_{i+1}, t_j) - 2u(x_i, t_j) + u(x_{i-1}, t_j))}{h^2} - \frac{h^2}{12} \frac{\partial^4 u}{\partial x^4}(\xi_i, t_j),$$

where $\xi_i \in (x_{i-1}, x_{i+1})$. Substituting these into Eq. (12.17) gives

$$\begin{aligned} & \frac{u(x_i, t_{j+1}) - 2u(x_i, t_j) + u(x_i, t_{j-1}))}{k^2} - \alpha^2 \frac{u(x_{i+1}, t_j) - 2u(x_i, t_j) + u(x_{i-1}, t_j)}{h^2} \\ &= \frac{1}{12} \left[k^2 \frac{\partial^4 u}{\partial t^4}(x_i, \mu_j) - \alpha^2 h^2 \frac{\partial^4 u}{\partial x^4}(\xi_i, t_j) \right]. \end{aligned}$$

Neglecting the error term

$$\tau_{i,j} = \frac{1}{12} \left[k^2 \frac{\partial^4 u}{\partial t^4}(x_i, \mu_j) - \alpha^2 h^2 \frac{\partial^4 u}{\partial x^4}(\xi_i, t_j) \right],$$

leads to the difference equation

$$\frac{w_{i,j+1} - 2w_{i,j} + w_{i,j-1}}{k^2} - \alpha^2 \frac{w_{i+1,j} - 2w_{i,j} + w_{i-1,j}}{h^2} = 0.$$

If $\lambda = \alpha k/h$, we can write the difference equation as

$$w_{i,j+1} - 2w_{i,j} + w_{i,j-1} - \lambda^2 w_{i+1,j} + 2\lambda^2 w_{i,j} - \lambda^2 w_{i-1,j} = 0$$

and solve for $w_{i,j+1}$, the most advanced time-step approximation, to obtain

$$w_{i,j+1} = 2(1 - \lambda^2)w_{i,j} + \lambda^2(w_{i+1,j} + w_{i-1,j}) - w_{i,j-1}. \tag{12.18}$$

This equation holds for each $i = 1, 2, \dots, m - 1$ and $j = 1, 2, \dots$. The boundary conditions give

$$w_{0,j} = w_{m,j} = 0, \quad \text{for each } j = 1, 2, 3, \dots, \tag{12.19}$$

and the initial condition implies that

$$w_{i,0} = f(x_i), \quad \text{for each } i = 1, 2, \dots, m - 1. \tag{12.20}$$

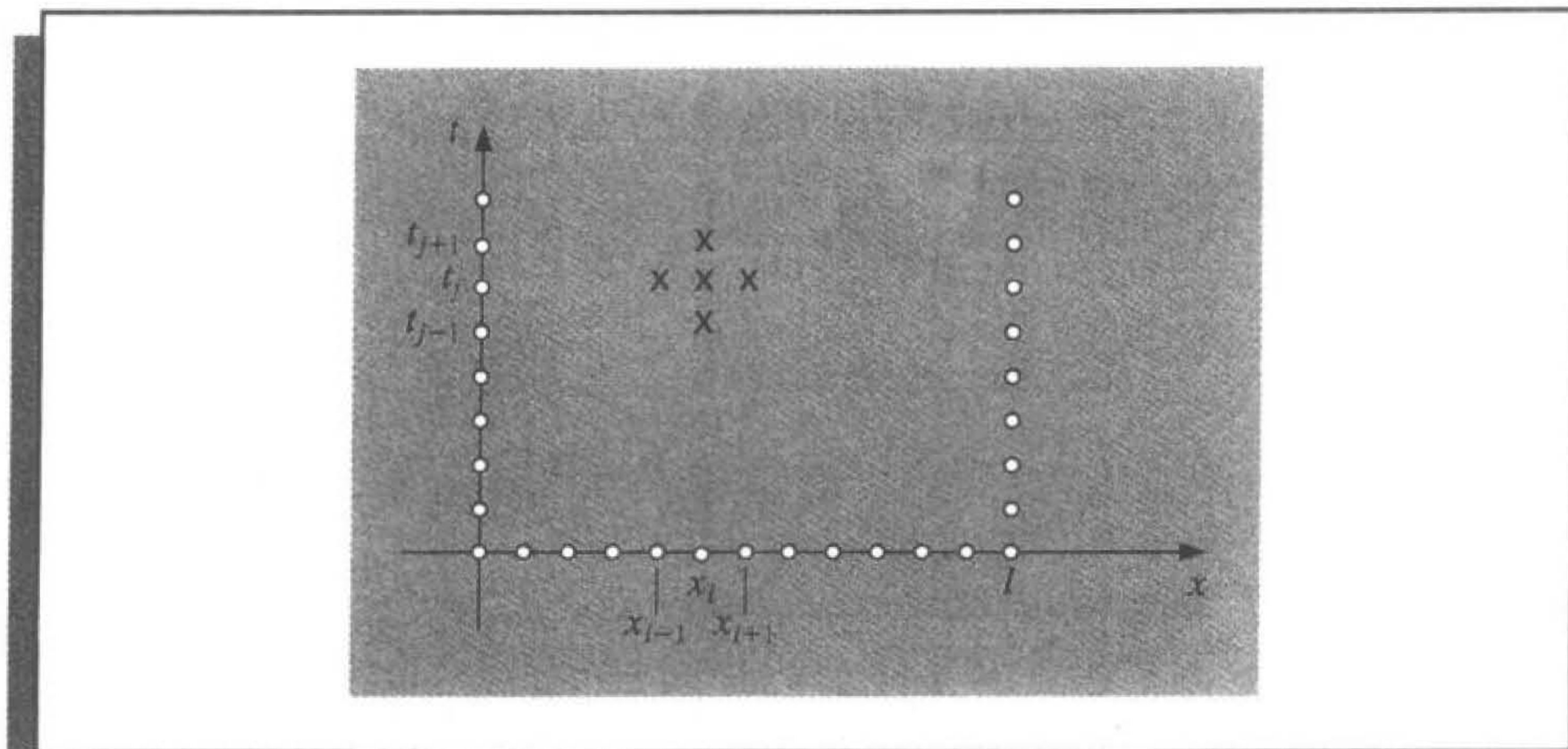
Writing this set of equations in matrix form gives

$$\begin{bmatrix} w_{1,j+1} \\ w_{2,j+1} \\ \vdots \\ w_{m-1,j+1} \end{bmatrix} = \begin{bmatrix} 2(1 - \lambda^2) & \lambda^2 & 0 & \dots & 0 \\ \lambda^2 & 2(1 - \lambda^2) & \lambda^2 & & \\ 0 & \dots & \dots & \dots & 0 \\ \vdots & \dots & \dots & \dots & \lambda^2 \\ 0 & \dots & \dots & 0 & 2(1 - \lambda^2) \end{bmatrix} \begin{bmatrix} w_{1,j} \\ w_{2,j} \\ \vdots \\ w_{m-1,j} \end{bmatrix} - \begin{bmatrix} w_{1,j-1} \\ w_{2,j-1} \\ \vdots \\ w_{m-1,j-1} \end{bmatrix}. \tag{12.21}$$

Equations (12.18) and (12.19) imply that the $(j + 1)$ st time step requires values from the j th and $(j - 1)$ st time steps. (See Figure 12.10.) This produces a minor starting problem since values for $j = 0$ are given by Eq. (12.20), but values for $j = 1$, which are needed in Eq. (12.18) to compute $w_{i,2}$, must be obtained from the initial-velocity condition

$$\frac{\partial u}{\partial t}(x, 0) = g(x), \quad 0 \leq x \leq l.$$

Figure 12.10



One approach is to replace $\partial u / \partial t$ by a forward-difference approximation,

$$\frac{\partial u}{\partial t}(x_i, 0) = \frac{u(x_i, t_1) - u(x_i, 0)}{k} - \frac{k}{2} \frac{\partial^2 u}{\partial t^2}(x_i, \tilde{\mu}_i), \quad (12.22)$$

for some $\tilde{\mu}_i$ in $(0, t_1)$. Solving for $u(x_i, t_1)$ gives

$$\begin{aligned} u(x_i, t_1) &= u(x_i, 0) + k \frac{\partial u}{\partial t}(x_i, 0) + \frac{k^2}{2} \frac{\partial^2 u}{\partial t^2}(x_i, \tilde{\mu}_i) \\ &= u(x_i, 0) + kg(x_i) + \frac{k^2}{2} \frac{\partial^2 u}{\partial t^2}(x_i, \tilde{\mu}_i). \end{aligned}$$

As a consequence,

$$w_{i,1} = w_{i,0} + kg(x_i), \quad \text{for each } i = 1, \dots, m-1. \quad (12.23)$$

However, this gives an approximation that has error of only $O(k)$. A better approximation to $u(x_i, 0)$ can be obtained. Consider the equation

$$u(x_i, t_1) = u(x_i, 0) + k \frac{\partial u}{\partial t}(x_i, 0) + \frac{k^2}{2} \frac{\partial^2 u}{\partial t^2}(x_i, 0) + \frac{k^3}{6} \frac{\partial^3 u}{\partial t^3}(x_i, \hat{\mu}_i),$$

for some $\hat{\mu}_i$ in $(0, t_1)$, which comes from expanding $u(x_i, t_1)$ in a second Maclaurin polynomial in t . If f'' exists, then

$$\frac{\partial^2 u}{\partial t^2}(x_i, 0) = \alpha^2 \frac{\partial^2 u}{\partial x^2}(x_i, 0) = \alpha^2 \frac{d^2 f}{dx^2}(x_i) = \alpha^2 f''(x_i)$$

and

$$u(x_i, t_1) = u(x_i, 0) + kg(x_i) + \frac{\alpha^2 k^2}{2} f''(x_i) + \frac{k^3}{6} \frac{\partial^3 u}{\partial t^3}(x_i, \hat{\mu}_i),$$

producing an approximation with error $O(k^3)$:

$$w_{i1} = w_{i0} + kg(x_i) + \frac{\alpha^2 k^2}{2} f''(x_i).$$

If $f \in C^4[0, 1]$ but $f''(x_i)$ is not readily available, we can use the difference equation in Eq. (4.9) to write

$$f''(x_i) = \frac{f(x_{i+1}) - 2f(x_i) + f(x_{i-1}))}{h^2} - \frac{h^2}{12} f^{(4)}(\tilde{\xi}_i),$$

for some $\tilde{\xi}_i$ in (x_{i-1}, x_{i+1}) . This implies that

$$u(x_i, t_1) = u(x_i, 0) + kg(x_i) + \frac{k^2 \alpha^2}{2h^2} [f(x_{i+1}) - 2f(x_i) + f(x_{i-1}))] + O(k^3 + h^2 k^2).$$

Letting $\lambda = (k\alpha/h)$, we have

$$\begin{aligned} u(x_i, t_1) &= u(x_i, 0) + kg(x_i) + \frac{\lambda^2}{2} [f(x_{i+1}) - 2f(x_i) + f(x_{i-1}))] + O(k^3 + h^2 k^2) \\ &= (1 - \lambda^2) f(x_i) + \frac{\lambda^2}{2} f(x_{i+1}) + \frac{\lambda^2}{2} f(x_{i-1}) + kg(x_i) + O(k^3 + h^2 k^2). \end{aligned}$$

Thus, the difference equation,

$$w_{i,1} = (1 - \lambda^2) f(x_i) + \frac{\lambda^2}{2} f(x_{i+1}) + \frac{\lambda^2}{2} f(x_{i-1}) + kg(x_i), \quad (12.24)$$

can be used to find $w_{i,1}$, for each $i = 1, 2, \dots, m - 1$.

Algorithm 12.4 uses Eq. (12.24) to approximate $w_{i,1}$, although Eq. (12.23) could also be used. It is assumed that there is an upper bound for the value of t to be used in the stopping technique, and that $k = T/N$, where N is also given.

ALGORITHM

12.4

Wave Equation Finite-Difference

To approximate the solution to the wave equation

$$\frac{\partial^2 u}{\partial t^2}(x, t) - \alpha^2 \frac{\partial^2 u}{\partial x^2}(x, t) = 0, \quad 0 < x < l, \quad 0 < t < T,$$

subject to the boundary conditions

$$u(0, t) = u(l, t) = 0, \quad 0 < t < T,$$

and the initial conditions

$$\begin{aligned} u(x, 0) &= f(x), & 0 \leq x \leq l, \\ \frac{\partial u}{\partial t}(x, 0) &= g(x), & 0 \leq x \leq l: \end{aligned}$$

INPUT endpoint l ; maximum time T ; constant α ; integers $m \geq 2, N \geq 2$.

OUTPUT approximations $w_{i,j}$ to $u(x_i, t_j)$ for each $i = 0, \dots, m$ and $j = 0, \dots, N$.

Step 1 Set $h = l/m$;
 $k = T/N$;
 $\lambda = k\alpha/h$.

Step 2 For $j = 1, \dots, N$ set $w_{0,j} = 0$;
 $w_{m,j} = 0$;

Step 3 Set $w_{0,0} = f(0)$;
 $w_{m,0} = f(l)$.

Step 4 For $i = 1, \dots, m-1$ (Initialize for $t = 0$ and $t = k$.)
 set $w_{i,0} = f(ih)$;
 $w_{i,1} = (1 - \lambda^2)f(ih) + \frac{\lambda^2}{2}[f((i+1)h) + f((i-1)h)] + kg(ih)$.

Step 5 For $j = 1, \dots, N-1$ (Perform matrix multiplication.)
 for $i = 1, \dots, m-1$
 set $w_{i,j+1} = 2(1 - \lambda^2)w_{i,j} + \lambda^2(w_{i+1,j} + w_{i-1,j}) + w_{i,j-1}$.

Step 6 For $j = 0, \dots, N$
 set $t = jk$;
 for $i = 0, \dots, m$
 set $x = ih$;
 OUTPUT $(x, t, w_{i,j})$.

Step 7 STOP. (The procedure is complete.) ■

EXAMPLE 1

Consider the hyperbolic problem

$$\frac{\partial^2 u}{\partial t^2}(x, t) - 4 \frac{\partial^2 u}{\partial x^2}(x, t) = 0, \quad 0 < x < 1, \quad 0 < t,$$

with boundary conditions

$$u(0, t) = u(1, t) = 0, \quad \text{for } 0 < t,$$

and initial conditions

$$u(x, 0) = \sin(\pi x), \quad 0 \leq x \leq 1, \quad \text{and} \quad \frac{\partial u}{\partial t}(x, 0) = 0, \quad 0 \leq x \leq 1.$$

It is easily verified that the solution to this problem is

$$u(x, t) = \sin \pi x \cos 2\pi t.$$

The Finite-Difference Algorithm 12.4 is used in this example with $m = 10$, $T = 1$, and $N = 20$, which implies that $h = 0.1$, $k = 0.05$, and $\lambda = 1$. Table 12.6 lists the results of the approximation $w_{i,N}$ for $i = 0, 1, \dots, 10$. The values listed in the table are correct to the places given. ■

Table 12.6

x_i	$w_{i,20}$
0.0	0.0000000000
0.1	0.3090169944
0.2	0.5877852523
0.3	0.8090169944
0.4	0.9510565163
0.5	1.0000000000
0.6	0.9510565163
0.7	0.8090169944
0.8	0.5877852523
0.9	0.3090169944
1.0	0.0000000000

The results of the example were very accurate, more so than the truncation error $O(k^2 + h^2)$ would lead us to believe. This is because the true solution to the equation is infinitely differentiable. When this is the case, using Taylor series gives

$$\begin{aligned} & \frac{u(x_{i+1}, t_j) - 2u(x_i, t_j) + u(x_{i-1}, t_j))}{h^2} \\ &= \frac{\partial^2 u}{\partial x^2}(x_i, t_j) + 2 \left[\frac{h^2}{4!} \frac{\partial^4 u}{\partial x^4}(x_i, t_j) + \frac{h^4}{6!} \frac{\partial^6 u}{\partial x^6}(x_i, t_j) + \dots \right] \end{aligned}$$

and

$$\begin{aligned} & \frac{u(x_i, t_{j+1}) - 2u(x_i, t_j) + u(x_i, t_{j-1}))}{k^2} \\ &= \frac{\partial^2 u}{\partial t^2}(x_i, t_j) + 2 \left[\frac{k^2}{4!} \frac{\partial^4 u}{\partial t^4}(x_i, t_j) + \frac{k^4}{6!} \frac{\partial^6 u}{\partial t^6}(x_i, t_j) + \dots \right]. \end{aligned}$$

Since $u(x, t)$ satisfies the partial differential equation,

$$\begin{aligned} & \frac{u(x_i, t_{j+1}) - 2u(x_i, t_j) + u(x_i, t_{j-1}))}{k^2} - \alpha^2 \frac{u(x_{i+1}, t_j) - 2u(x_i, t_j) + u(x_{i-1}, t_j))}{h^2} \\ &= 2 \left[\frac{1}{4!} \left(k^2 \frac{\partial^4 u}{\partial t^4}(x_i, t_j) - \alpha^2 h^2 \frac{\partial^4 u}{\partial x^4}(x_i, t_j) \right) \right. \\ & \quad \left. + \frac{1}{6!} \left(k^4 \frac{\partial^6 u}{\partial t^6}(x_i, t_j) - \alpha^2 h^4 \frac{\partial^6 u}{\partial x^6}(x_i, t_j) \right) + \dots \right]. \end{aligned} \quad (12.25)$$

However, differentiating the wave equation gives

$$\begin{aligned} k^2 \frac{\partial^4 u}{\partial t^4}(x_i, t_j) &= k^2 \frac{\partial^2}{\partial t^2} \left[\alpha^2 \frac{\partial^2 u}{\partial x^2}(x_i, t_j) \right] = \alpha^2 k^2 \frac{\partial^2}{\partial x^2} \left[\frac{\partial^2 u}{\partial t^2}(x_i, t_j) \right] \\ &= \alpha^2 k^2 \frac{\partial^2}{\partial x^2} \left[\alpha^2 \frac{\partial^2 u}{\partial x^2}(x_i, t_j) \right] = \alpha^4 k^2 \frac{\partial^4 u}{\partial x^4}(x_i, t_j), \end{aligned}$$

and we see that since $\lambda^2 = (\alpha^2 k^2 / h^2) = 1$, we have

$$\frac{1}{4!} \left[k^2 \frac{\partial^4 u}{\partial t^4}(x_i, t_j) - \alpha^2 h^2 \frac{\partial^4 u}{\partial x^4}(x_i, t_j) \right] = \frac{\alpha^2}{4!} [\alpha^2 k^2 - h^2] \frac{\partial^4 u}{\partial x^4}(x_i, t_j) = 0.$$

Continuing in this manner, all the terms on the right-hand side of (12.25) are 0, implying that the local truncation error is 0. The only errors in Example 1 are those due to the approximation of $w_{i,1}$ and to roundoff.

As in the case of the Forward-Difference method for the heat equation, the Explicit Finite-Difference method for the wave equation has stability problems. In fact, it is necessary that $\lambda = \alpha k / h \leq 1$ for the method to be stable. (See [IK, p. 489].) The explicit method given in Algorithm 12.4, with $\lambda \leq 1$, is $O(h^2 + k^2)$ convergent if f and g are sufficiently differentiable. For verification of this, see [IK, p. 491].

Although we will not discuss them, there are implicit methods that are unconditionally stable. A discussion of these methods can be found in [Am, p. 199], [Mi], or [Sm,B].

EXERCISE SET 12.3

1. Approximate the solution to the wave equation

$$\begin{aligned} \frac{\partial^2 u}{\partial t^2} - \frac{\partial^2 u}{\partial x^2} &= 0, & 0 < x < 1, & \quad 0 < t; \\ u(0, t) = u(1, t) &= 0, & 0 < t, \\ u(x, 0) &= \sin \pi x, & 0 \leq x \leq 1, \\ \frac{\partial u}{\partial t}(x, 0) &= 0, & 0 \leq x \leq 1, \end{aligned}$$

using the Finite-Difference Algorithm 12.4 with $m = 4$, $N = 4$, and $T = 1.0$. Compare your results at $t = 1.0$ to the actual solution $u(x, t) = \cos \pi t \sin \pi x$.

2. Approximate the solution to the wave equation

$$\begin{aligned} \frac{\partial^2 u}{\partial t^2} - \frac{1}{16\pi^2} \frac{\partial^2 u}{\partial x^2} &= 0, & 0 < x < 0.5, & \quad 0 < t; \\ u(0, t) = u(0.5, t) &= 0, & 0 < t, \\ u(x, 0) &= 0, & 0 \leq x \leq 0.5, \\ \frac{\partial u}{\partial t}(x, 0) &= \sin 4\pi x, & 0 \leq x \leq 0.5, \end{aligned}$$

using the Finite-Difference Algorithm with $m = 4$, $N = 4$ and $T = 0.5$. Compare your results at $t = 0.5$ to the actual solution $u(x, t) = \sin t \sin 4\pi x$.

3. Approximate the solution to the wave equation

$$\begin{aligned} \frac{\partial^2 u}{\partial t^2} - \frac{\partial^2 u}{\partial x^2} &= 0, & 0 < x < \pi, & \quad 0 < t; \\ u(0, t) = u(\pi, t) &= 0, & 0 < t, \end{aligned}$$

$$u(x, 0) = \sin x, \quad 0 \leq x \leq \pi,$$

$$\frac{\partial u}{\partial t}(x, 0) = 0, \quad 0 \leq x \leq \pi,$$

using the Finite-Difference Algorithm with $h = \pi/10$ and $k = 0.05$, with $h = \pi/20$ and $k = 0.1$, and then with $h = \pi/20$ and $k = 0.05$. Compare your results at $t = 0.5$ to the actual solution $u(x, t) = \cos t \sin x$.

4. Repeat Exercise 3, using in Step 4 of Algorithm 12.4 the approximation

$$w_{i,1} = w_{i,0} + kg(x_i), \quad \text{for each } i = 1, \dots, m-1.$$

5. Approximate the solution to the wave equation

$$\frac{\partial^2 u}{\partial t^2} - \frac{\partial^2 u}{\partial x^2} = 0, \quad 0 < x < 1, \quad 0 < t;$$

$$u(0, t) = u(1, t) = 0, \quad 0 < t,$$

$$u(x, 0) = \sin 2\pi x, \quad 0 \leq x \leq 1,$$

$$\frac{\partial u}{\partial t}(x, 0) = 2\pi \sin 2\pi x, \quad 0 \leq x \leq 1,$$

using Algorithm 12.4 with $h = 0.1$ and $k = 0.1$. Compare your results at $t = 0.3$ to the actual solution $u(x, t) = \sin 2\pi x (\cos 2\pi t + \sin 2\pi t)$.

6. Approximate the solution to the wave equation

$$\frac{\partial^2 u}{\partial t^2} - \frac{\partial^2 u}{\partial x^2} = 0, \quad 0 < x < 1, \quad 0 < t;$$

$$u(0, t) = u(1, t) = 0, \quad 0 < t,$$

$$u(x, 0) = \begin{cases} 1, & 0 \leq x \leq \frac{1}{2}, \\ -1, & \frac{1}{2} < x \leq 1, \end{cases}$$

$$\frac{\partial u}{\partial t}(x, 0) = 0, \quad 0 \leq x \leq 1.$$

using Algorithm 12.4 with $h = 0.1$ and $k = 0.1$.

7. The air pressure $p(x, t)$ in an organ pipe is governed by the wave equation

$$\frac{\partial^2 p}{\partial x^2} = \frac{1}{c^2} \frac{\partial^2 p}{\partial t^2}, \quad 0 < x < l, \quad 0 < t,$$

where l is the length of the pipe, and c is a physical constant. If the pipe is open, the boundary conditions are given by

$$p(0, t) = p_0 \quad \text{and} \quad p(l, t) = p_0.$$

If the pipe is closed at the end where $x = l$, the boundary conditions are

$$p(0, t) = p_0 \quad \text{and} \quad \frac{\partial p}{\partial x}(l, t) = 0.$$

Assume that $c = 1$, $l = 1$, and the initial conditions are

$$p(x, 0) = p_0 \cos 2\pi x, \quad \text{and} \quad \frac{\partial p}{\partial t}(x, 0) = 0, \quad 0 \leq x \leq 1.$$

- a. Approximate the pressure for an open pipe with $p_0 = 0.9$ at $x = \frac{1}{2}$ for $t = 0.5$ and $t = 1$, using Algorithm 12.4 with $h = k = 0.1$.
- b. Modify Algorithm 12.4 for the closed-pipe problem with $p_0 = 0.9$, and approximate $p(0.5, 0.5)$ and $p(0.5, 1)$ using $h = k = 0.1$.
8. In an electric transmission line of length l that carries alternating current of high frequency (called a “lossless” line), the voltage V and current i are described by

$$\frac{\partial^2 V}{\partial x^2} = LC \frac{\partial^2 V}{\partial t^2}, \quad 0 < x < l, \quad 0 < t;$$

$$\frac{\partial^2 i}{\partial x^2} = LC \frac{\partial^2 i}{\partial t^2}, \quad 0 < x < l, \quad 0 < t;$$

where L is the inductance per unit length, and C is the capacitance per unit length. Suppose the line is 200 ft long and the constants C and L are given by

$$C = 0.1 \text{ farads/ft} \quad \text{and} \quad L = 0.3 \text{ henries/ft.}$$

Suppose the voltage and current also satisfy

$$V(0, t) = V(200, t) = 0, \quad 0 < t;$$

$$V(x, 0) = 110 \sin \frac{\pi x}{200}, \quad 0 \leq x \leq 200;$$

$$\frac{\partial V}{\partial t}(x, 0) = 0, \quad 0 \leq x \leq 200;$$

$$i(0, t) = i(200, t) = 0, \quad 0 < t;$$

$$i(x, 0) = 5.5 \cos \frac{\pi x}{200}, \quad 0 \leq x \leq 200;$$

and

$$\frac{\partial i}{\partial t}(x, 0) = 0, \quad 0 \leq x \leq 200.$$

Approximate the voltage and current at $t = 0.2$ and $t = 0.5$ using Algorithm 12.4 with $h = 10$ and $k = 0.1$.

12.4 An Introduction to the Finite-Element Method

The **Finite-Element method** is similar to the Rayleigh-Ritz method for approximating the solution to two-point boundary-value problems that was introduced in Section 11.5. It was originally developed for use in civil engineering, but it is now used for approximating the solutions to partial differential equations that arise in all areas of applied mathematics.

One advantage of the Finite-Element method over finite-difference methods is the relative ease with which the boundary conditions of the problem are handled. Many physical problems have boundary conditions involving derivatives and irregularly shaped boundaries. Boundary conditions of this type are difficult to handle using finite-difference techniques since each boundary condition involving a derivative must be approximated by a difference quotient at the grid points, and irregular shaping of the boundary makes placing

the grid points difficult. The Finite-Element method includes the boundary conditions as integrals in a functional that is being minimized, so the construction procedure is independent of the particular boundary conditions of the problem.

In our discussion, we consider the partial differential equation

$$\frac{\partial}{\partial x} \left(p(x, y) \frac{\partial u}{\partial x} \right) + \frac{\partial}{\partial y} \left(q(x, y) \frac{\partial u}{\partial y} \right) + r(x, y)u(x, y) = f(x, y), \quad (12.26)$$

with $(x, y) \in \mathcal{D}$, where \mathcal{D} is a plane region with boundary \mathcal{S} .

Boundary conditions of the form

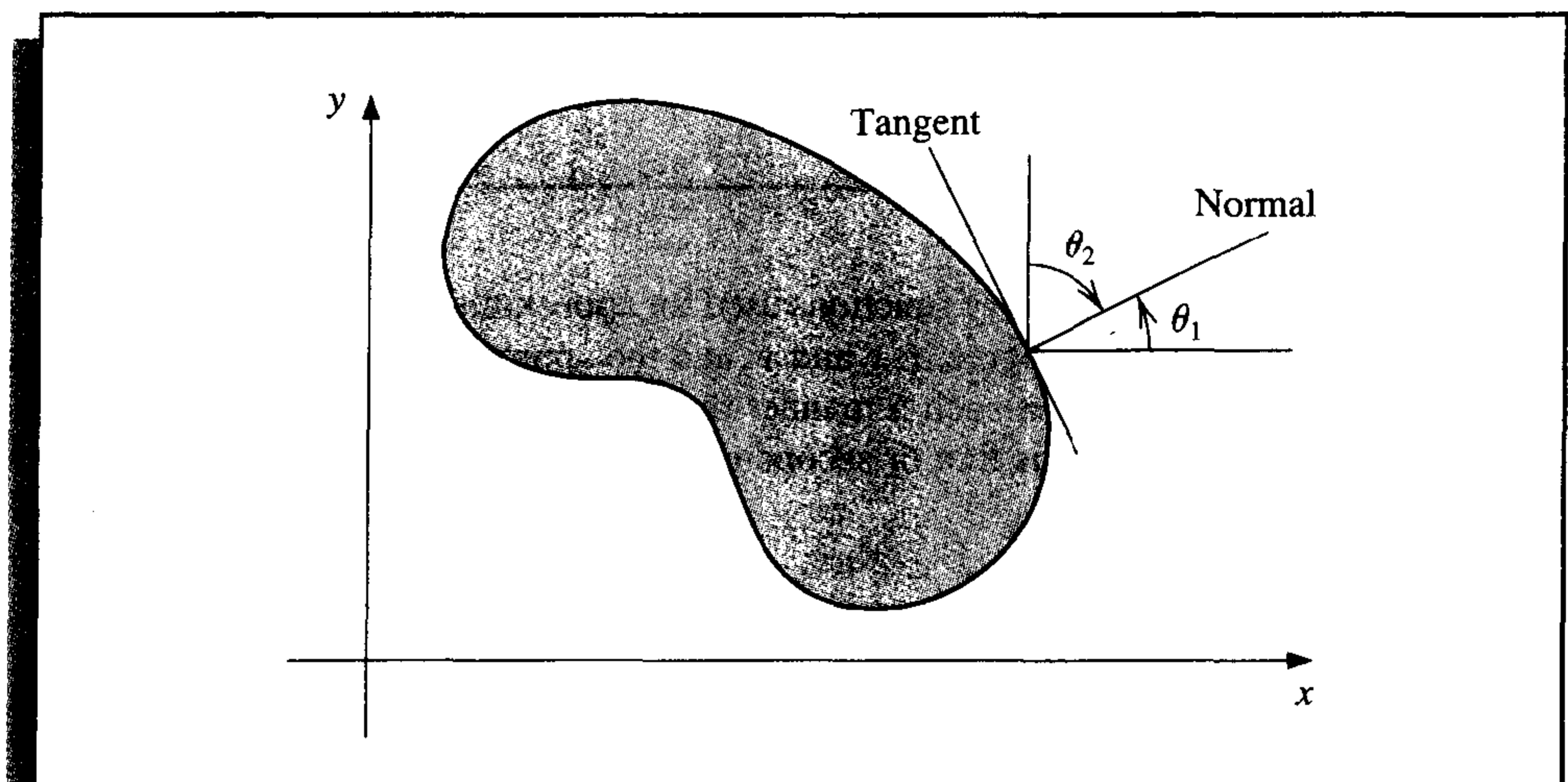
$$u(x, y) = g(x, y) \quad (12.27)$$

are imposed on a portion, \mathcal{S}_1 , of the boundary. On the remainder of the boundary, \mathcal{S}_2 , the solution $u(x, y)$ is required to satisfy

$$p(x, y) \frac{\partial u}{\partial x}(x, y) \cos \theta_1 + q(x, y) \frac{\partial u}{\partial y}(x, y) \cos \theta_2 + g_1(x, y)u(x, y) = g_2(x, y), \quad (12.28)$$

where θ_1 and θ_2 are the direction angles of the outward normal to the boundary at the point (x, y) . (See Figure 12.11.)

Figure 12.11



Physical problems in the areas of solid mechanics and elasticity have associated partial differential equations similar to Eq. (12.26). The solution to a problem of this type typically minimizes a certain functional, involving integrals, over a class of functions determined by the problem.

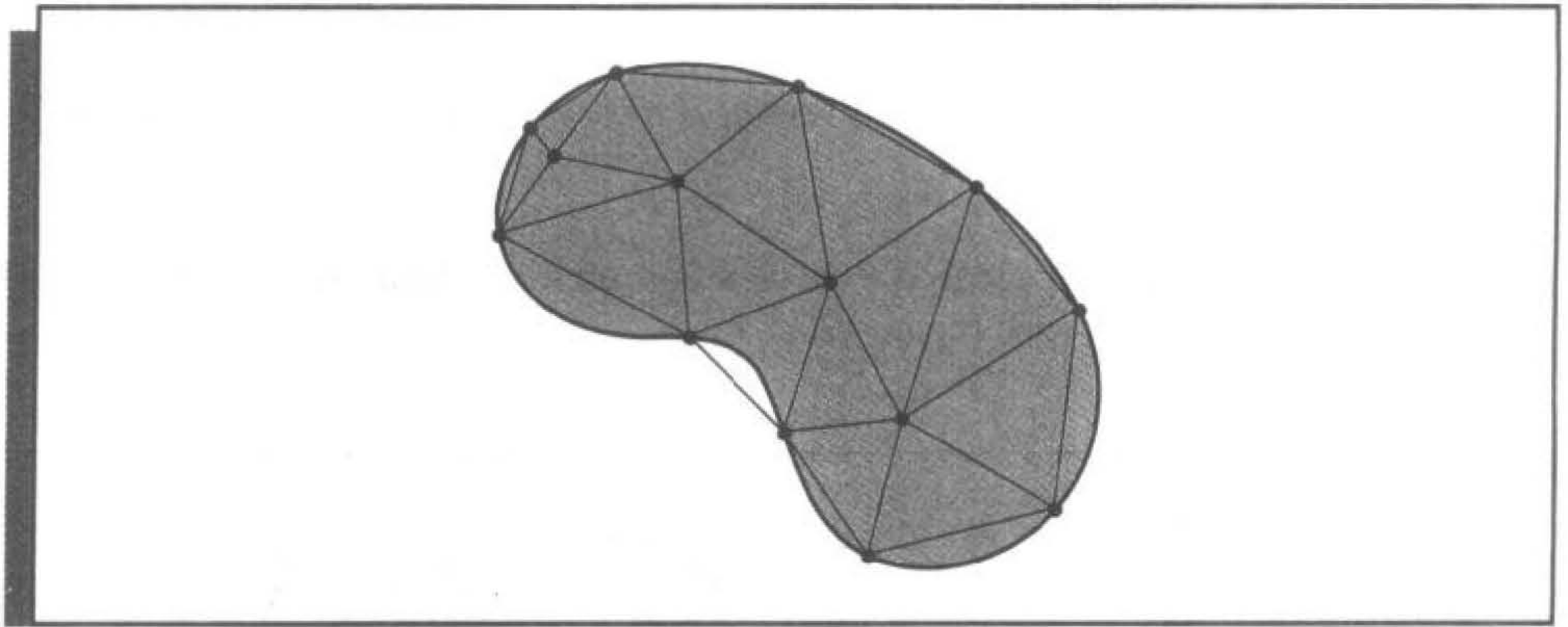
Suppose p, q, r , and f are all continuous on $\mathcal{D} \cup \mathcal{S}$, p and q have continuous first partial derivatives, and g_1 and g_2 are continuous on \mathcal{S}_2 . Suppose, in addition, that $p(x, y) > 0$, $q(x, y) > 0$, $r(x, y) \leq 0$, and $g_1(x, y) > 0$. Then a solution to Eq. (12.26) uniquely minimizes the functional

$$\begin{aligned}
 I[w] = & \iint_{\mathcal{D}} \left\{ \frac{1}{2} \left[p(x, y) \left(\frac{\partial w}{\partial x} \right)^2 + q(x, y) \left(\frac{\partial w}{\partial y} \right)^2 - r(x, y) w^2 \right] + f(x, y) w \right\} dx dy \\
 & + \int_{\mathcal{S}_2} \left\{ -g_2(x, y) w + \frac{1}{2} g_1(x, y) w^2 \right\} dS
 \end{aligned} \tag{12.29}$$

over all twice continuously-differentiable functions w satisfying Eq. (12.27) on \mathcal{S}_1 . The Finite-Element method approximates this solution by minimizing the functional I over a smaller class of functions, just as the Rayleigh-Ritz method did for the boundary-value problem considered in Section 11.5.

The first step is to divide the region into a finite number of sections, or elements, of a regular shape, either rectangles or triangles. (See Figure 12.12.)

Figure 12.12



The set of functions used for approximation is generally a set of piecewise polynomials of fixed degree in x and y , and the approximation requires that the polynomials be pieced together in such a manner that the resulting function is continuous with an integrable or continuous first or second derivative on the entire region. Polynomials of linear type in x and y ,

$$\phi(x, y) = a + bx + cy,$$

are commonly used with triangular elements, whereas polynomials of bilinear type in x and y ,

$$\phi(x, y) = a + bx + cy + dxy,$$

are used with rectangular elements.

For our discussion, suppose that the region \mathcal{D} has been subdivided into triangular elements. The collection of triangles is denoted D , and the vertices of these triangles are called **nodes**. The method seeks an approximation of the form

$$\phi(x, y) = \sum_{i=1}^m \gamma_i \phi_i(x, y),$$

where $\phi_1, \phi_2, \dots, \phi_m$ are linearly independent piecewise-linear polynomials, and $\gamma_1, \gamma_2, \dots, \gamma_m$ are constants. Some of these constants, for example, $\gamma_{n+1}, \gamma_{n+2}, \dots, \gamma_m$, are used to ensure that the boundary condition,

$$\phi(x, y) = g(x, y),$$

is satisfied on \mathcal{S}_1 , and the remaining constants, $\gamma_1, \gamma_2, \dots, \gamma_n$, are used to minimize the functional $I \left[\sum_{i=1}^m \gamma_i \phi_i \right]$.

From Eq. (12.29), the functional is of the form

$$\begin{aligned} I[\phi] &= I \left[\sum_{i=1}^m \gamma_i \phi_i \right] \\ &= \iint_{\mathcal{D}} \left(\frac{1}{2} \left\{ p(x, y) \left[\sum_{i=1}^m \gamma_i \frac{\partial \phi_i}{\partial x}(x, y) \right]^2 + q(x, y) \left[\sum_{i=1}^m \gamma_i \frac{\partial \phi_i}{\partial y}(x, y) \right]^2 \right. \right. \\ &\quad \left. \left. - r(x, y) \left[\sum_{i=1}^m \gamma_i \phi_i(x, y) \right]^2 \right\} + f(x, y) \sum_{i=1}^m \gamma_i \phi_i(x, y) \right) dy dx \\ &\quad + \int_{\mathcal{S}_2} \left\{ -g_2(x, y) \sum_{i=1}^m \gamma_i \phi_i(x, y) + \frac{1}{2} g_1(x, y) \left[\sum_{i=1}^m \gamma_i \phi_i(x, y) \right]^2 \right\} dS. \quad (12.30) \end{aligned}$$

For a minimum to occur, considering I as a function of $\gamma_1, \gamma_2, \dots, \gamma_n$, it is necessary to have

$$\frac{\partial I}{\partial \gamma_j} = 0, \quad \text{for each } j = 1, 2, \dots, n.$$

Differentiating (12.30) gives

$$\begin{aligned} \frac{\partial I}{\partial \gamma_j} &= \iint_{\mathcal{D}} \left\{ p(x, y) \sum_{i=1}^m \gamma_i \frac{\partial \phi_i}{\partial x}(x, y) \frac{\partial \phi_j}{\partial x}(x, y) \right. \\ &\quad \left. + q(x, y) \sum_{i=1}^m \gamma_i \frac{\partial \phi_i}{\partial y}(x, y) \frac{\partial \phi_j}{\partial y}(x, y) \right. \\ &\quad \left. - r(x, y) \sum_{i=1}^m \gamma_i \phi_i(x, y) \phi_j(x, y) + f(x, y) \phi_j(x, y) \right\} dx dy \\ &\quad + \int_{\mathcal{S}_2} \left\{ -g_2(x, y) \phi_j(x, y) + g_1(x, y) \sum_{i=1}^m \gamma_i \phi_i(x, y) \phi_j(x, y) \right\} dS, \end{aligned}$$

so

$$\begin{aligned} 0 &= \sum_{i=1}^m \left[\iint_{\mathcal{D}} \left\{ p(x, y) \frac{\partial \phi_i}{\partial x}(x, y) \frac{\partial \phi_j}{\partial x}(x, y) + q(x, y) \frac{\partial \phi_i}{\partial y}(x, y) \frac{\partial \phi_j}{\partial y}(x, y) \right. \right. \\ &\quad \left. \left. - r(x, y) \phi_i(x, y) \phi_j(x, y) \right\} dx dy \right] \end{aligned}$$

$$\begin{aligned}
& + \int_{\mathcal{S}_2} g_1(x, y) \phi_i(x, y) \phi_j(x, y) dS \Big] \gamma_i \\
& + \iint_{\mathcal{D}} f(x, y) \phi_j(x, y) dx dy - \int_{\mathcal{S}_2} g_2(x, y) \phi_j(x, y) dS,
\end{aligned}$$

for each $j = 1, 2, \dots, n$. This set of equations can be written as a linear system:

$$\mathbf{A}\mathbf{c} = \mathbf{b},$$

where $\mathbf{c} = (\gamma_1, \dots, \gamma_n)^t$, and where $A = (\alpha_{ij})$ and $\mathbf{b} = (\beta_1, \dots, \beta_n)^t$ are defined by

$$\begin{aligned}
\alpha_{ij} = \iint_{\mathcal{D}} \left[p(x, y) \frac{\partial \phi_i}{\partial x}(x, y) \frac{\partial \phi_j}{\partial x}(x, y) + q(x, y) \frac{\partial \phi_i}{\partial y}(x, y) \frac{\partial \phi_j}{\partial y}(x, y) \right. \\
\left. - r(x, y) \phi_i(x, y) \phi_j(x, y) \right] dx dy + \int_{\mathcal{S}_2} g_1(x, y) \phi_i(x, y) \phi_j(x, y) dS, \quad (12.31)
\end{aligned}$$

for each $i = 1, 2, \dots, n$ and $j = 1, 2, \dots, m$, and

$$\beta_i = - \iint_{\mathcal{D}} f(x, y) \phi_i(x, y) dx dy + \int_{\mathcal{S}_2} g_2(x, y) \phi_i(x, y) dS - \sum_{k=n+1}^m \alpha_{ik} \gamma_k, \quad (12.32)$$

for each $i = 1, \dots, n$.

The particular choice of basis functions is important since the appropriate choice can often make the matrix A positive definite and banded. For the second-order problem (12.26), we assume that \mathcal{D} is polygonal, so that $\mathcal{D} = D$, and that \mathcal{S} is a contiguous set of straight lines.

To begin the procedure, we divide the region D into a collection of triangles T_1, T_2, \dots, T_M , with the i th triangle having three vertices, or nodes, denoted

$$V_j^{(i)} = (x_j^{(i)}, y_j^{(i)}), \quad \text{for } j = 1, 2, 3.$$

To simplify the notation, we write $V_j^{(i)}$ simply as $V_j = (x_j, y_j)$ when working with the fixed triangle T_i . With each vertex V_j we associate a linear polynomial

$$N_j^{(i)}(x, y) \equiv N_j(x, y) = a_j + b_j x + c_j y, \quad \text{where } N_j^{(i)}(x_k, y_k) = \begin{cases} 1, & \text{if } j = k, \\ 0, & \text{if } j \neq k. \end{cases}$$

This produces linear systems of the form

$$\begin{bmatrix} 1 & x_1 & y_1 \\ 1 & x_2 & y_2 \\ 1 & x_3 & y_3 \end{bmatrix} \begin{bmatrix} a_j \\ b_j \\ c_j \end{bmatrix} = \begin{bmatrix} 0 \\ 1 \\ 0 \end{bmatrix},$$

with the element 1 occurring in the j th row in the vector on the right (here $j = 2$).

Let E_1, \dots, E_n be a labeling of the nodes lying in $D \cup \mathcal{S}$. With each node E_k , we associate a function ϕ_k that is linear on each triangle, has the value 1 at E_k , and is 0 at each of the other nodes. This choice makes ϕ_k identical to $N_j^{(i)}$ on triangle T_i when the node E_k is the vertex denoted $V_j^{(i)}$.

EXAMPLE 1 Suppose that a finite-element problem contains the triangles T_1 and T_2 shown in Figure 12.13. The linear function $N_1^{(1)}(x, y)$ that assumes the value 1 at $(1, 1)$ and the value 0 at both $(0, 0)$ and $(-1, 2)$ satisfies

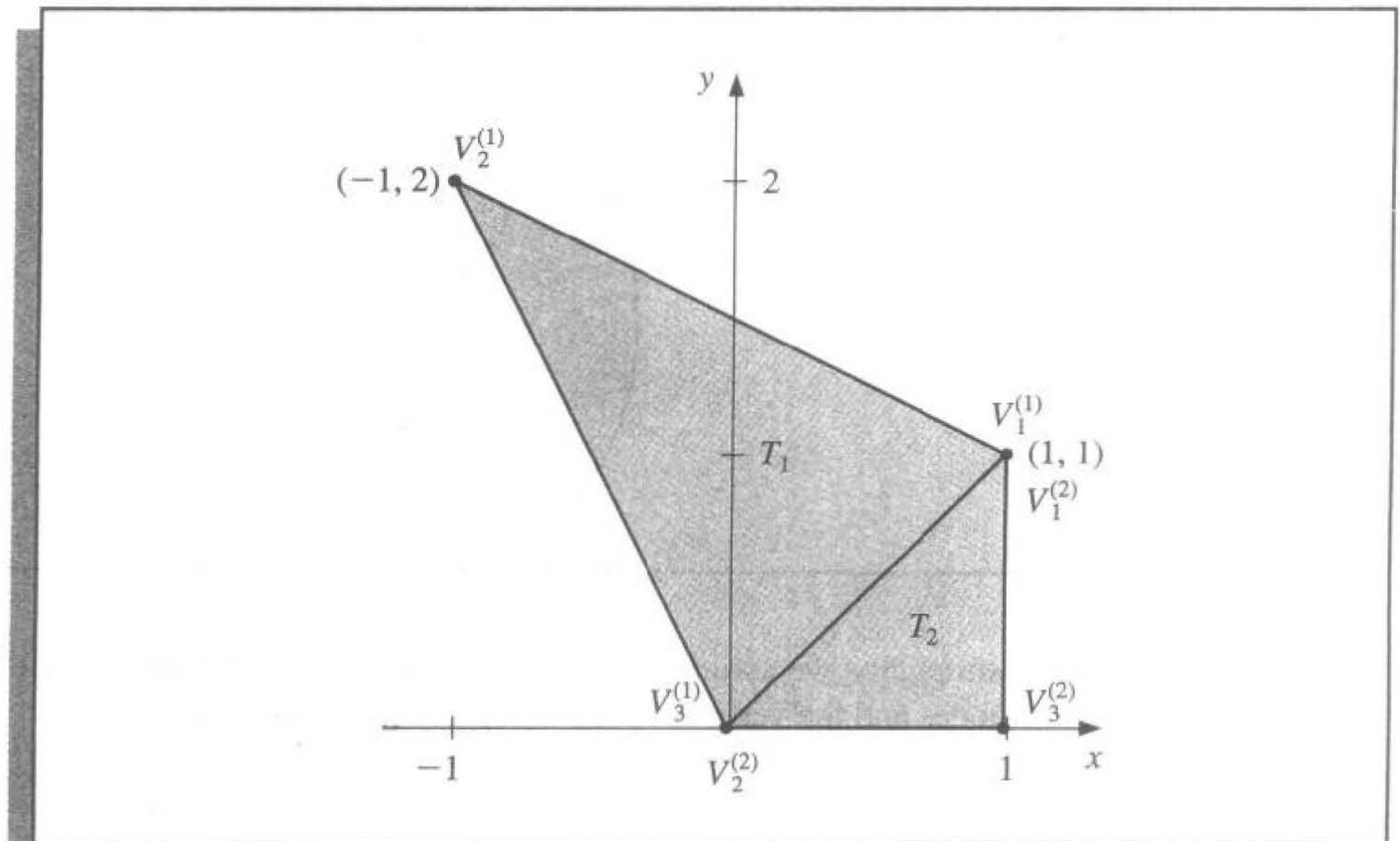
$$a_1^{(1)} + b_1^{(1)}(1) + c_1^{(1)}(1) = 1,$$

$$a_1^{(1)} + b_1^{(1)}(-1) + c_1^{(1)}(2) = 0,$$

and

$$a_1^{(1)} + b_1^{(1)}(0) + c_1^{(1)}(0) = 0.$$

Figure 12.13



So $a_1^{(1)} = 0$, $b_1^{(1)} = \frac{2}{3}$, $c_1^{(1)} = \frac{1}{3}$, and

$$N_1^{(1)}(x, y) = \frac{2}{3}x + \frac{1}{3}y.$$

In a similar manner, the linear function $N_1^{(2)}(x, y)$ that assumes the value 1 at $(1, 1)$ and the value 0 at both $(0, 0)$ and $(1, 0)$ satisfies

$$a_1^{(2)} + b_1^{(2)}(1) + c_1^{(2)}(1) = 1,$$

$$a_1^{(2)} + b_1^{(2)}(0) + c_1^{(2)}(0) = 0,$$

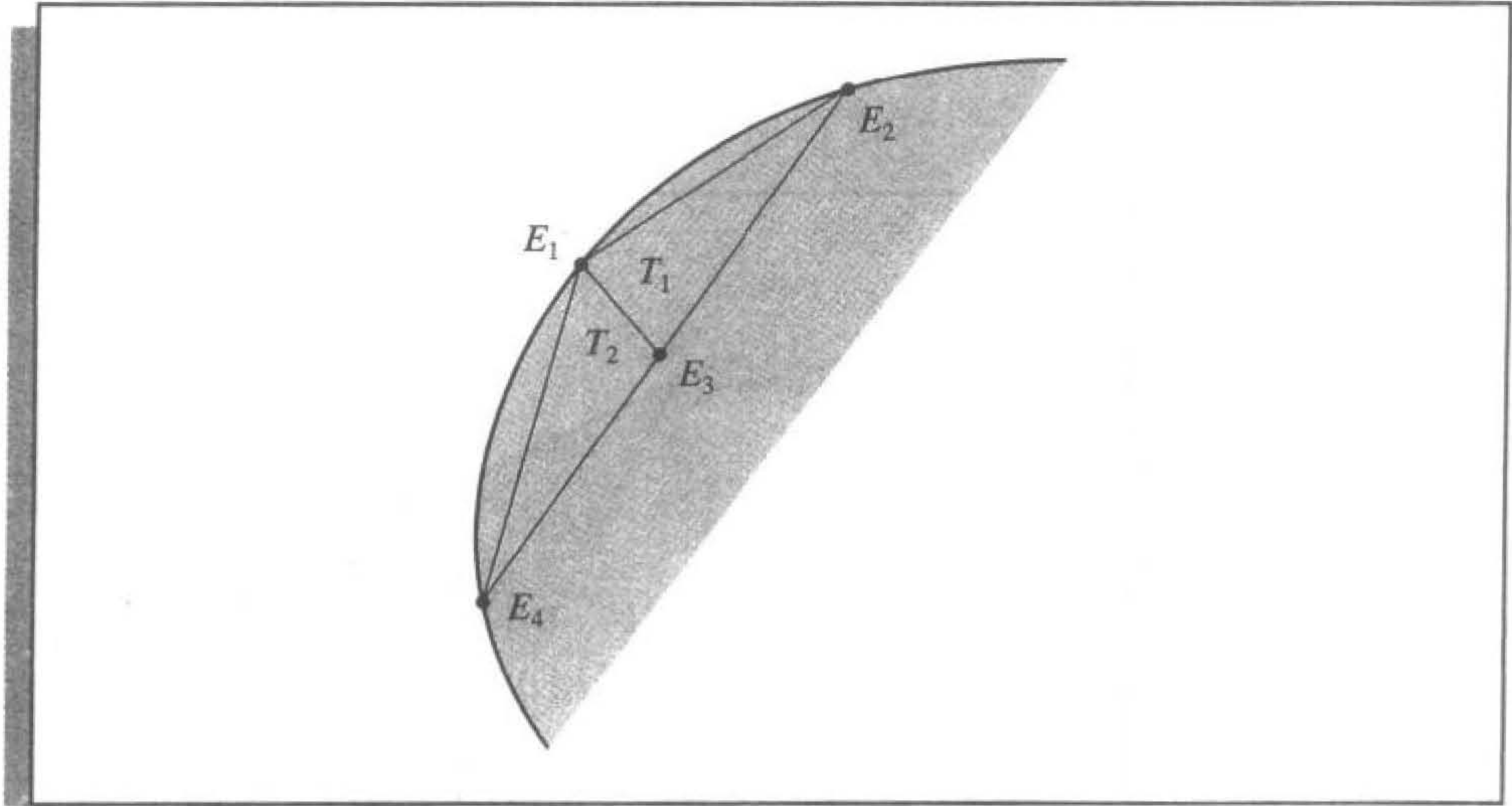
and

$$a_1^{(2)} + b_1^{(2)}(1) + c_1^{(2)}(0) = 0,$$

so $a_1^{(2)} = 0$, $b_1^{(2)} = 0$, and $c_1^{(2)} = 1$. As a consequence, $N_1^{(2)}(x, y) = y$. Note that on the common boundary of T_1 and T_2 , $N_1^{(1)}(x, y) = N_1^{(2)}(x, y)$ since $y = x$. ■

Consider Figure 12.14, the upper left portion of the region shown in Figure 12.12 on page 728. We will generate the entries in the matrix A that correspond to the nodes shown in this figure.

Figure 12.14



For simplicity, we assume that E_1 is not one of the nodes on δ_2 . The relationship between the nodes and the vertices of the triangles for this portion is

$$E_1 = V_3^{(1)} = V_1^{(2)}, \quad E_4 = V_2^{(2)}, \quad E_3 = V_2^{(1)} = V_3^{(2)}, \quad \text{and} \quad E_2 = V_1^{(1)}.$$

Since ϕ_1 and ϕ_3 are both nonzero on T_1 and T_2 , the entries $\alpha_{1,3} = \alpha_{3,1}$ are computed by

$$\begin{aligned} \alpha_{1,3} &= \iint_D \left[p \frac{\partial \phi_1}{\partial x} \frac{\partial \phi_3}{\partial x} + q \frac{\partial \phi_1}{\partial y} \frac{\partial \phi_3}{\partial y} - r \phi_1 \phi_3 \right] dx dy \\ &= \iint_{T_1} \left[p \frac{\partial \phi_1}{\partial x} \frac{\partial \phi_3}{\partial x} + q \frac{\partial \phi_1}{\partial y} \frac{\partial \phi_3}{\partial y} - r \phi_1 \phi_3 \right] dx dy \\ &\quad + \iint_{T_2} \left[p \frac{\partial \phi_1}{\partial x} \frac{\partial \phi_3}{\partial x} + q \frac{\partial \phi_1}{\partial y} \frac{\partial \phi_3}{\partial y} - r \phi_1 \phi_3 \right] dx dy. \end{aligned}$$

On triangle T_1 ,

$$\phi_1(x, y) = N_3^{(1)}(x, y) = a_3^{(1)} + b_3^{(1)}x + c_3^{(1)}y.$$

and

$$\phi_3(x, y) = N_2^{(1)}(x, y) = a_2^{(1)} + b_2^{(1)}x + c_2^{(1)}y,$$

so for all (x, y) ,

$$\frac{\partial \phi_1}{\partial x} = b_3^{(1)}, \quad \frac{\partial \phi_1}{\partial y} = c_3^{(1)}, \quad \frac{\partial \phi_3}{\partial x} = b_2^{(1)}, \quad \text{and} \quad \frac{\partial \phi_3}{\partial y} = c_2^{(1)}.$$

Similarly, on T_2 ,

$$\phi_1(x, y) = N_1^{(2)}(x, y) = a_1^{(2)} + b_1^{(2)}x + c_1^{(2)}y$$

and

$$\phi_3(x, y) = N_3^{(2)}(x, y) = a_3^{(2)} + b_3^{(2)}x + c_3^{(2)}y,$$

so for all (x, y) ,

$$\frac{\partial \phi_1}{\partial x} = b_1^{(2)}, \quad \frac{\partial \phi_1}{\partial y} = c_1^{(2)}, \quad \frac{\partial \phi_3}{\partial x} = b_3^{(2)}, \quad \text{and} \quad \frac{\partial \phi_3}{\partial y} = c_3^{(2)}.$$

Thus,

$$\begin{aligned} \alpha_{1,3} &= b_3^{(1)}b_2^{(1)} \iint_{T_1} p \, dx \, dy + c_3^{(1)}c_2^{(1)} \iint_{T_1} q \, dx \, dy \\ &\quad - \iint_{T_1} r(a_3^{(1)} + b_3^{(1)}x + c_3^{(1)}y)(a_2^{(1)} + b_2^{(1)}x + c_2^{(1)}y) \, dx \, dy \\ &\quad + b_1^{(2)}b_3^{(2)} \iint_{T_2} p \, dx \, dy + c_1^{(2)}c_3^{(2)} \iint_{T_2} q \, dx \, dy \\ &\quad - \iint_{T_2} r(a_1^{(2)} + b_1^{(2)}x + c_1^{(2)}y)(a_3^{(2)} + b_3^{(2)}x + c_3^{(2)}y) \, dx \, dy. \end{aligned}$$

All the double integrals over D reduce to double integrals over triangles. The usual procedure is to compute all possible integrals over the triangles and accumulate them into the correct entry α_{ij} in A . Similarly, the double integrals of the form

$$\iint_D f(x, y)\phi_i(x, y) \, dx \, dy$$

are computed over triangles and then accumulated into the correct entry β_i of the vector \mathbf{b} . For example, to determine β_1 , we need

$$\begin{aligned} - \iint_D f(x, y)\phi_1(x, y) \, dx \, dy &= - \iint_{T_1} f(x, y)[a_3^{(1)} + b_3^{(1)}x + c_3^{(1)}y] \, dx \, dy \\ &\quad - \iint_{T_2} f(x, y)[a_1^{(2)} + b_1^{(2)}x + c_1^{(2)}y] \, dx \, dy. \end{aligned}$$

Since E_1 is a vertex of both T_1 and T_2 , part of β_1 is contributed by ϕ_1 restricted to T_1 and the remainder by ϕ_1 restricted to T_2 . In addition, nodes that lie on δ_2 have line integrals added to their entries in A and \mathbf{b} .

Algorithm 12.5 performs the Finite-Element method on a second-order elliptic differential equation. The algorithm sets all values of the matrix A and vector \mathbf{b} initially to 0

and, after all the integrations have been performed on all the triangles, adds these values to the appropriate entries in A and b .

ALGORITHM

12.5

Finite-Element

To approximate the solution to the partial differential equation

$$\frac{\partial}{\partial x} \left(p(x, y) \frac{\partial u}{\partial x} \right) + \frac{\partial}{\partial y} \left(q(x, y) \frac{\partial u}{\partial y} \right) + r(x, y)u = f(x, y), \quad (x, y) \in D$$

subject to the boundary conditions

$$u(x, y) = g(x, y), \quad (x, y) \in \mathcal{S}_1$$

and

$$p(x, y) \frac{\partial u}{\partial x}(x, y) \cos \theta_1 + q(x, y) \frac{\partial u}{\partial y}(x, y) \cos \theta_2 + g_1(x, y)u(x, y) = g_2(x, y),$$

$$(x, y) \in \mathcal{S}_2,$$

where $\mathcal{S}_1 \cup \mathcal{S}_2$ is the boundary of D , and θ_1 and θ_2 are the direction angles of the normal to the boundary:

Step 0 Divide the region D into triangles T_1, \dots, T_M such that:

T_1, \dots, T_K are the triangles with no edges on \mathcal{S}_1 or \mathcal{S}_2 ;

(Note: $K = 0$ implies that no triangle is interior to D .)

T_{K+1}, \dots, T_N are the triangles with at least one edge on \mathcal{S}_2 ;

T_{N+1}, \dots, T_M are the remaining triangles.

(Note: $M = N$ implies that all triangles have edges on \mathcal{S}_2 .)

Label the three vertices of the triangle T_i by

$$\left(x_1^{(i)}, y_1^{(i)} \right), \left(x_2^{(i)}, y_2^{(i)} \right), \text{ and } \left(x_3^{(i)}, y_3^{(i)} \right).$$

Label the nodes (vertices) E_1, \dots, E_m where

$$E_1, \dots, E_n \text{ are in } D \cup \mathcal{S}_2 \text{ and } E_{n+1}, \dots, E_m \text{ are on } \mathcal{S}_1.$$

(Note: $n = m$ implies that \mathcal{S}_1 contains no nodes.)

INPUT integers K, N, M, n, m ; vertices $\left(x_1^{(i)}, y_1^{(i)} \right), \left(x_2^{(i)}, y_2^{(i)} \right), \left(x_3^{(i)}, y_3^{(i)} \right)$ for each $i = 1, \dots, M$; nodes E_j for each $j = 1, \dots, m$.

(Note: All that is needed is a means of corresponding a vertex $\left(x_k^{(i)}, y_k^{(i)} \right)$ to a node $E_j = (x_j, y_j)$.)

OUTPUT constants $\gamma_1, \dots, \gamma_m; a_j^{(i)}, b_j^{(i)}, c_j^{(i)}$ for each $j = 1, 2, 3$ and $i = 1, \dots, M$.

Step 1 For $l = n + 1, \dots, m$ set $\gamma_l = g(x_l, y_l)$. (Note: $E_l = (x_l, y_l)$.)

Step 2 For $i = 1, \dots, n$

set $\beta_i = 0$;

for $j = 1, \dots, n$ set $\alpha_{i,j} = 0$.

Step 3 For $i = 1, \dots, M$

$$\text{set } \Delta_i = \det \begin{vmatrix} 1 & x_1^{(i)} & y_1^{(i)} \\ 1 & x_2^{(i)} & y_2^{(i)} \\ 1 & x_3^{(i)} & y_3^{(i)} \end{vmatrix};$$

$$a_1^{(i)} = \frac{x_2^{(i)} y_3^{(i)} - y_2^{(i)} x_3^{(i)}}{\Delta_i}; \quad b_1^{(i)} = \frac{y_2^{(i)} - y_3^{(i)}}{\Delta_i}; \quad c_1^{(i)} = \frac{x_3^{(i)} - x_2^{(i)}}{\Delta_i};$$

$$a_2^{(i)} = \frac{x_3^{(i)} y_1^{(i)} - y_3^{(i)} x_1^{(i)}}{\Delta_i}; \quad b_2^{(i)} = \frac{y_3^{(i)} - y_1^{(i)}}{\Delta_i}; \quad c_2^{(i)} = \frac{x_1^{(i)} - x_3^{(i)}}{\Delta_i};$$

$$a_3^{(i)} = \frac{x_1^{(i)} y_2^{(i)} - y_1^{(i)} x_2^{(i)}}{\Delta_i}; \quad b_3^{(i)} = \frac{y_1^{(i)} - y_2^{(i)}}{\Delta_i}; \quad c_3^{(i)} = \frac{x_2^{(i)} - x_1^{(i)}}{\Delta_i};$$

for $j = 1, 2, 3$

$$\text{define } N_j^{(i)}(x, y) = a_j^{(i)} + b_j^{(i)}x + c_j^{(i)}y.$$

Step 4 For $i = 1, \dots, M$ (The integrals in Steps 4 and 5 can be evaluated using numerical integration.)

for $j = 1, 2, 3$

for $k = 1, \dots, j$ (Compute all double integrals over the triangles.)

$$\text{set } z_{j,k}^{(i)} = b_j^{(i)} b_k^{(i)} \iint_{T_i} p(x, y) dx dy + c_j^{(i)} c_k^{(i)} \iint_{T_i} q(x, y) dx dy \\ - \iint_{T_i} r(x, y) N_j^{(i)}(x, y) N_k^{(i)}(x, y) dx dy;$$

$$\text{set } H_j^{(i)} = - \iint_{T_i} f(x, y) N_j^{(i)}(x, y) dx dy.$$

Step 5 For $i = K + 1, \dots, N$ (Compute all line integrals.)

for $j = 1, 2, 3$

for $k = 1, \dots, j$

$$\text{set } J_{j,k}^{(i)} = \int_{\delta_2} g_1(x, y) N_j^{(i)}(x, y) N_k^{(i)}(x, y) dS;$$

$$\text{set } I_j^{(i)} = \int_{\delta_2} g_2(x, y) N_j^{(i)}(x, y) dS.$$

Step 6 For $i = 1, \dots, M$ do Steps 7–12. (Assembling the integrals over each triangle into the linear system.)

Step 7 For $k = 1, 2, 3$ do Steps 8–12.

Step 8 Find l so that $E_l = (x_k^{(i)}, y_k^{(i)})$.

Step 9 If $k > 1$ then for $j = 1, \dots, k - 1$ do Steps 10, 11.

Step 10 Find t so that $E_t = (x_j^{(i)}, y_j^{(i)})$.

Step 11 If $l \leq n$ then

if $t \leq n$ then set $\alpha_{lt} = \alpha_{lt} + z_{k,j}^{(i)}$;

$\alpha_{tl} = \alpha_{tl} + z_{k,j}^{(i)}$

else set $\beta_l = \beta_l - \gamma_t z_{k,j}^{(i)}$

else

if $t \leq n$ then set $\beta_t = \beta_t - \gamma_l z_{k,j}^{(i)}$.

Step 12 If $l \leq n$ then set $\alpha_{ll} = \alpha_{ll} + z_{k,k}^{(i)}$;

$\beta_l = \beta_l + H_k^{(i)}$.

Step 13 For $i = K + 1, \dots, N$ do Steps 14–19. (*Assembling the line integrals into the linear system.*)

Step 14 For $k = 1, 2, 3$ do Steps 15–19.

Step 15 Find l so that $E_l = (x_k^{(i)}, y_k^{(i)})$.

Step 16 If $k > 1$ then for $j = 1, \dots, k - 1$ do Steps 17, 18.

Step 17 Find t so that $E_t = (x_j^{(i)}, y_j^{(i)})$.

Step 18 If $l \leq n$ then

if $t \leq n$ then set $\alpha_{lt} = \alpha_{lt} + J_{k,j}^{(i)}$;

$\alpha_{tl} = \alpha_{tl} + J_{k,j}^{(i)}$

else set $\beta_l = \beta_l - \gamma_t J_{k,j}^{(i)}$

else

if $t \leq n$ then set $\beta_t = \beta_t - \gamma_l J_{k,j}^{(i)}$.

Step 19 If $l \leq n$ then set $\alpha_{ll} = \alpha_{ll} + J_{k,k}^{(i)}$;

$\beta_l = \beta_l + I_k^{(i)}$.

Step 20 Solve the linear system $A\mathbf{c} = \mathbf{b}$ where $A = (\alpha_{l,t})$, $\mathbf{b} = (\beta_l)$ and $\mathbf{c} = (\gamma_t)$ for $1 \leq l \leq n$ and $1 \leq t \leq n$.

Step 21 OUTPUT $(\gamma_1, \dots, \gamma_m)$.

(For each $k = 1, \dots, m$ let $\phi_k = N_j^{(i)}$ on T_i if $E_k = (x_j^{(i)}, y_j^{(i)})$.)

Then $\phi(x, y) = \sum_{k=1}^m \gamma_k \phi_k(x, y)$ approximates $u(x, y)$ on $D \cup \mathcal{S}_1 \cup \mathcal{S}_2$.)

Step 22 For $i = 1, \dots, M$

for $j = 1, 2, 3$ OUTPUT $(a_j^{(i)}, b_j^{(i)}, c_j^{(i)})$.

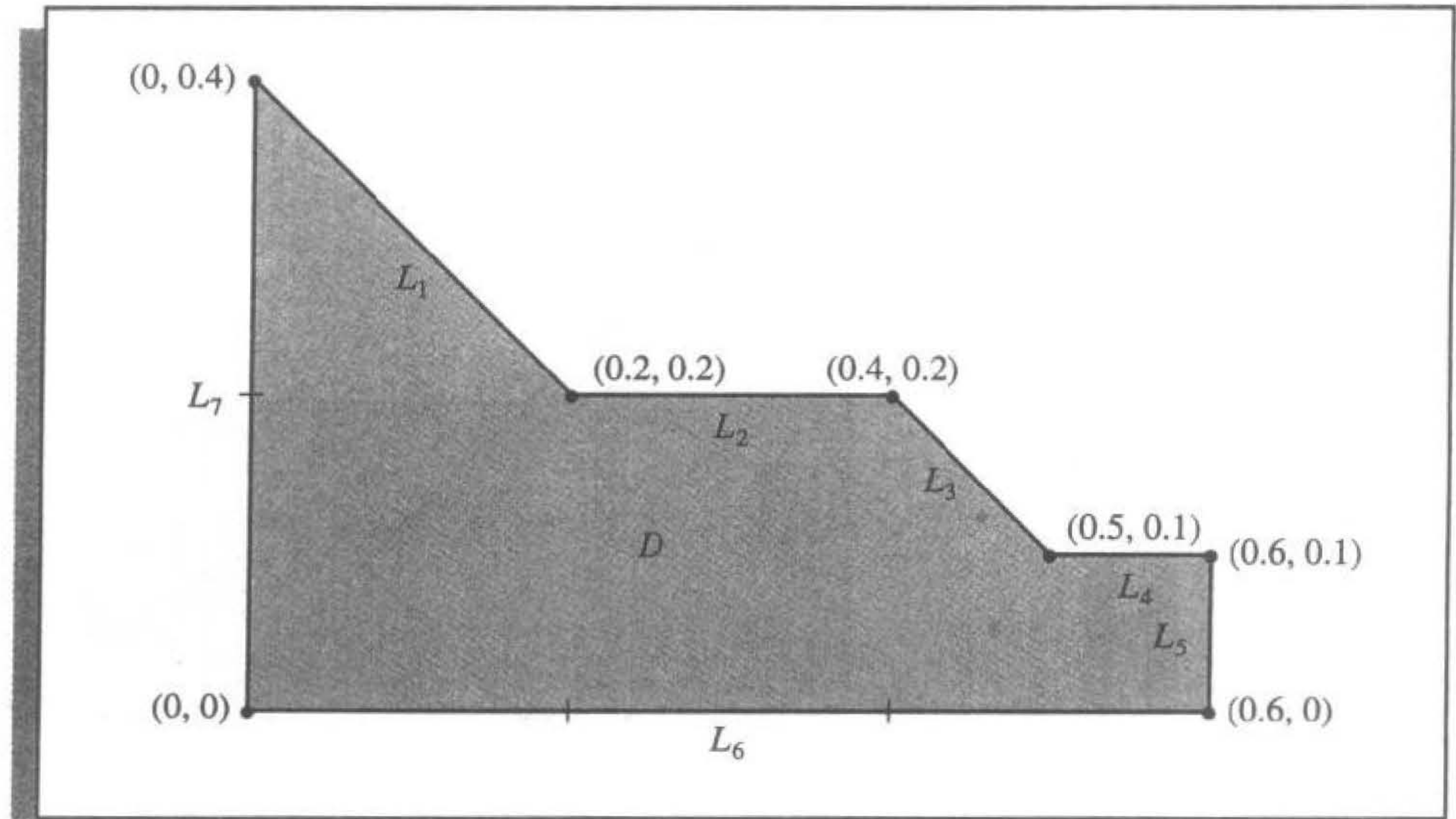
Step 23 STOP. (*The procedure is complete.*) ■

EXAMPLE 2

The temperature, $u(x, y)$, in a two-dimensional region D satisfies Laplace's equation

$$\frac{\partial^2 u}{\partial x^2}(x, y) + \frac{\partial^2 u}{\partial y^2}(x, y) = 0 \quad \text{on } D.$$

Figure 12.15



Consider the region D shown in Figure 12.15 with boundary conditions given by

$$\begin{aligned}
 u(x, y) &= 4, & \text{for } (x, y) \in L_6 \text{ and } (x, y) \in L_7; \\
 \frac{\partial u}{\partial n}(x, y) &= x, & \text{for } (x, y) \in L_2 \text{ and } (x, y) \in L_4; \\
 \frac{\partial u}{\partial n}(x, y) &= y, & \text{for } (x, y) \in L_5; \\
 \frac{\partial u}{\partial n}(x, y) &= \frac{x+y}{\sqrt{2}}, & \text{for } (x, y) \in L_1 \text{ and } (x, y) \in L_3;
 \end{aligned}$$

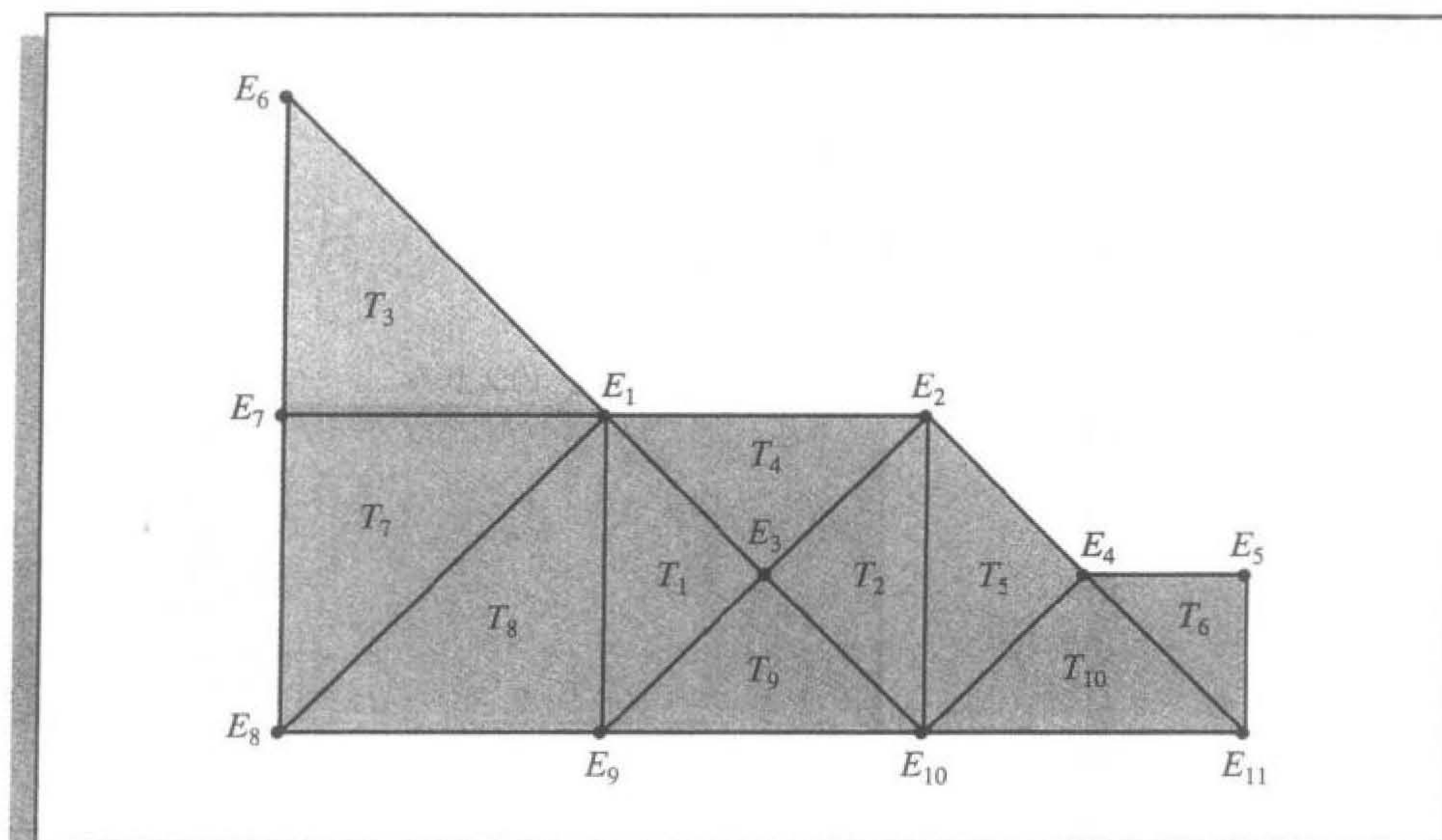
where $\partial u / \partial n$ denotes the directional derivative in the direction of the normal to the boundary of the region D at the point (x, y) .

We first subdivide D into triangles with the labeling suggested in Step 0 of the algorithm. For this example, $\mathcal{S}_1 = L_6 \cup L_7$ and $\mathcal{S}_2 = L_1 \cup L_2 \cup L_3 \cup L_4 \cup L_5$. The labeling of triangles is shown in Figure 12.16.

The boundary condition $u(x, y) = 4$ on L_6 and L_7 implies that $\gamma_t = 4$ when $t = 6, 7, \dots, 11$. To determine the values of γ_l for $l = 1, 2, \dots, 5$, apply the remaining steps of the algorithm and generate the matrix

$$A = \begin{bmatrix} 2.5 & 0 & -1 & 0 & 0 \\ 0 & 1.5 & -1 & -0.5 & 0 \\ -1 & -1 & 4 & 0 & 0 \\ 0 & -0.5 & 0 & 2.5 & -0.5 \\ 0 & 0 & 0 & -0.5 & 1 \end{bmatrix}$$

Figure 12.16



and the vector

$$\mathbf{b} = \begin{bmatrix} 6.066\bar{6} \\ 0.063\bar{3} \\ 8.0000 \\ 6.056\bar{6} \\ 2.031\bar{6} \end{bmatrix}.$$

The solution to the equation $\mathbf{A}\mathbf{c} = \mathbf{b}$ is

$$\mathbf{c} = \begin{bmatrix} \gamma_1 \\ \gamma_2 \\ \gamma_3 \\ \gamma_4 \\ \gamma_5 \end{bmatrix} = \begin{bmatrix} 4.0383 \\ 4.0782 \\ 4.0291 \\ 4.0496 \\ 4.0565 \end{bmatrix},$$

which gives the following approximation to the solution of Laplace's equation and the boundary conditions on the respective triangles:

$$T_1 : \phi(x, y) = 4.0383(1 - 5x + 5y) + 4.0291(-2 + 10x) + 4(2 - 5x - 5y),$$

$$T_2 : \phi(x, y) = 4.0782(-2 + 5x + 5y) + 4.0291(4 - 10x) + 4(-1 + 5x - 5y),$$

$$T_3 : \phi(x, y) = 4(-1 + 5y) + 4(2 - 5x - 5y) + 4.0383(5x),$$

$$T_4 : \phi(x, y) = 4.0383(1 - 5x + 5y) + 4.0782(-2 + 5x + 5y) + 4.0291(2 - 10y),$$

$$T_5 : \phi(x, y) = 4.0782(2 - 5x + 5y) + 4.0496(-4 + 10x) + 4(3 - 5x - 5y),$$

$$T_6 : \phi(x, y) = 4.0496(6 - 10x) + 4.0565(-6 + 10x + 10y) + 4(1 - 10y),$$

$$T_7: \phi(x, y) = 4(-5x + 5y) + 4.0383(5x) + 4(1 - 5y),$$

$$T_8: \phi(x, y) = 4.0383(5y) + 4(1 - 5x) + 4(5x - 5y),$$

$$T_9: \phi(x, y) = 4.0291(10y) + 4(2 - 5x - 5y) + 4(-1 + 5x - 5y),$$

$$T_{10}: \phi(x, y) = 4.0496(10y) + 4(3 - 5x - 5y) + 4(-2 + 5x - 5y).$$

The actual solution to the boundary-value problem is $u(x, y) = xy + 4$. Table 12.7 compares the value of u to the value of ϕ at E_i , for each $i = 1, \dots, 5$. ■

Table 12.7

x	y	$\phi(x, y)$	$u(x, y)$	$ \phi(x, y) - u(x, y) $
0.2	0.2	4.0383	4.04	0.0017
0.4	0.2	4.0782	4.08	0.0018
0.3	0.1	4.0291	4.03	0.0009
0.5	0.1	4.0496	4.05	0.0004
0.6	0.1	4.0565	4.06	0.0035

Typically, the error for elliptic second-order problems of the type (12.26) with smooth coefficient functions is $O(h^2)$, where h is the maximum diameter of the triangular elements. Piecewise bilinear basis functions on rectangular elements are also expected to give $O(h^2)$ results, where h is the maximum diagonal length of the rectangular elements. Other classes of basis functions can be used to give $O(h^4)$ results, but the construction is more complex. Efficient error theorems for finite-element methods are difficult to state and apply because the accuracy of the approximation depends on the continuity properties of the solution and the regularity of the boundary.

The Finite-Element method can also be applied to parabolic and hyperbolic partial differential equations, but the minimization procedure is more difficult. A good survey on the advantages and techniques of the Finite-Element method applied to various physical problems can be found in a paper by [Fi]. For a more extensive discussion, refer to [SF], [ZM], or [AB].

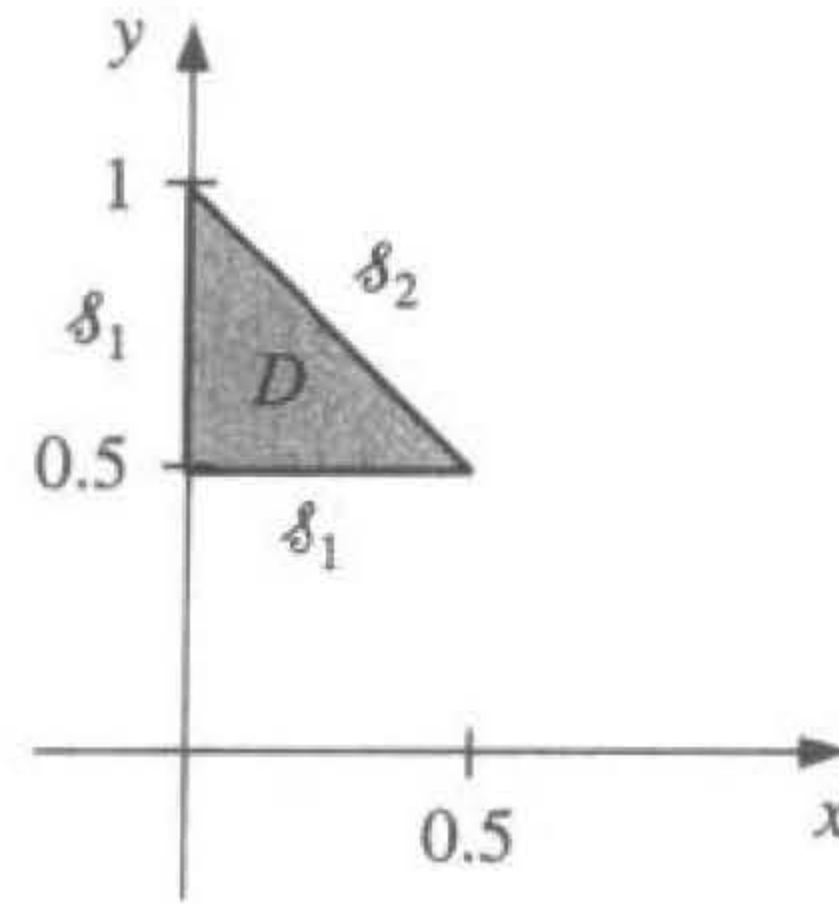
EXERCISE SET 12.4

1. Use Algorithm 12.5 to approximate the solution to the following partial differential equation (see the figure):

$$\frac{\partial}{\partial x} \left(y^2 \frac{\partial u}{\partial x}(x, y) \right) + \frac{\partial}{\partial y} \left(y^2 \frac{\partial u}{\partial y}(x, y) \right) - yu(x, y) = -x, \quad (x, y) \in D,$$

$$u(x, 0.5) = 2x, \quad 0 \leq x \leq 0.5, \quad u(0, y) = 0, \quad 0.5 \leq y \leq 1,$$

$$y^2 \frac{\partial u}{\partial x}(x, y) \cos \theta_1 + y^2 \frac{\partial u}{\partial y}(x, y) \cos \theta_2 = \frac{\sqrt{2}}{2}(y - x) \quad \text{for } (x, y) \in \mathcal{S}_2.$$



Let $M = 2$; T_1 have vertices $(0, 0.5)$, $(0.25, 0.75)$, $(0, 1)$; and T_2 have vertices $(0, 0.5)$, $(0.5, 0.5)$, and $(0.25, 0.75)$.

2. Repeat Exercise 1, using instead the triangles

$$T_1 : (0, 0.75), (0, 1), (0.25, 0.75);$$

$$T_2 : (0.25, 0.5), (0.25, 0.75), (0.5, 0.5);$$

$$T_3 : (0, 0.5), (0, 0.75), (0.25, 0.75);$$

$$T_4 : (0, 0.5), (0.25, 0.5), (0.25, 0.75).$$

3. Approximate the solution to the partial differential equation

$$\frac{\partial^2 u}{\partial x^2}(x, y) + \frac{\partial^2 u}{\partial y^2}(x, y) - 12.5\pi^2 u(x, y) = -25\pi^2 \sin \frac{5\pi}{2} x \sin \frac{5\pi}{2} y, \quad 0 < x, y < 0.4,$$

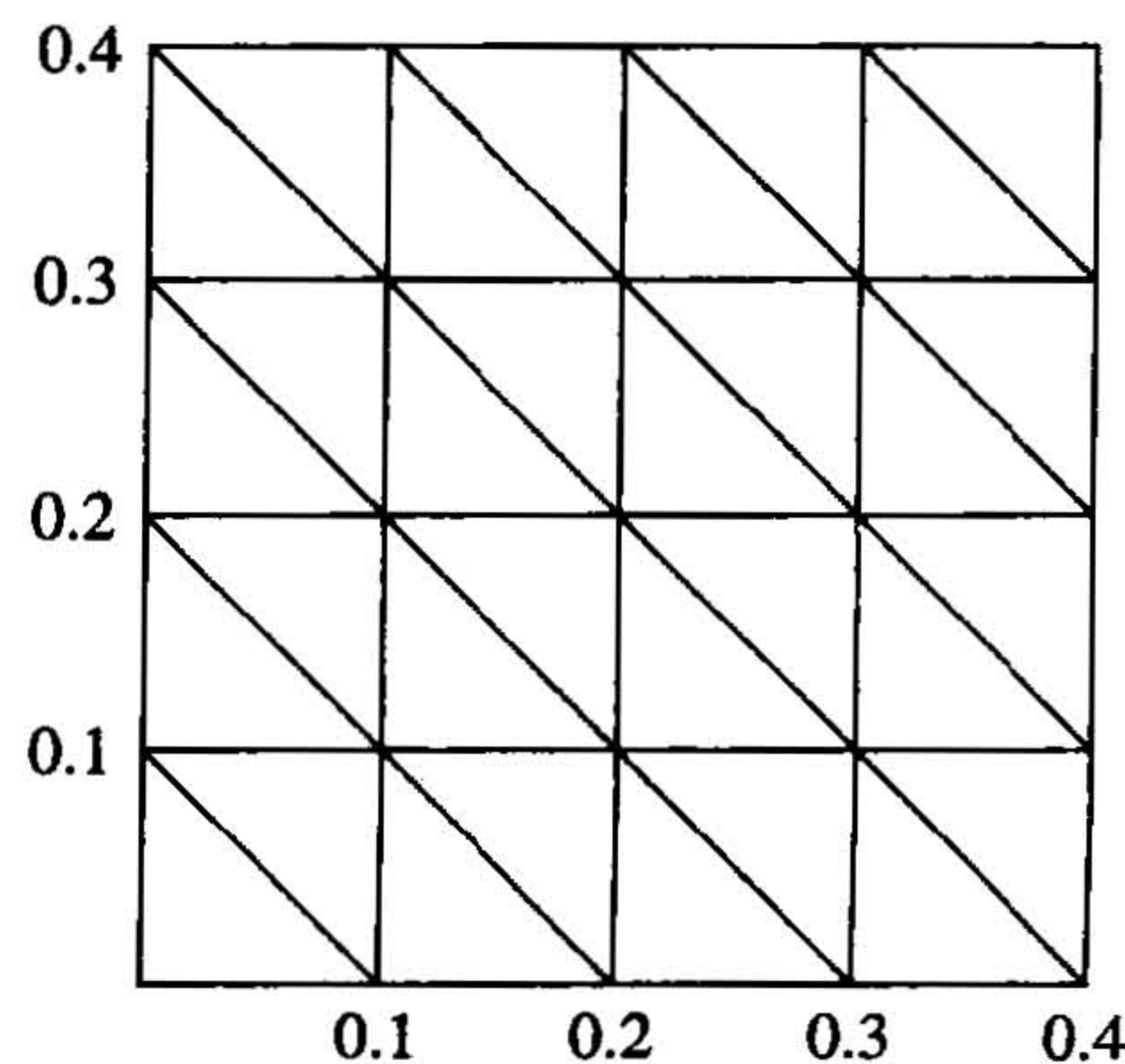
subject to the Dirichlet boundary condition

$$u(x, y) = 0,$$

using the Finite-Element Algorithm 12.5 with the elements given in the accompanying figure. Compare the approximate solution to the actual solution,

$$u(x, y) = \sin \frac{5\pi}{2} x \sin \frac{5\pi}{2} y,$$

at the interior vertices and at the points $(0.125, 0.125)$, $(0.125, 0.25)$, $(0.25, 0.125)$, and $(0.25, 0.25)$.



4. Repeat Exercise 3 with $f(x, y) = -25\pi^2 \cos \frac{5\pi}{2}x \cos \frac{5\pi}{2}y$, using the Neumann boundary condition

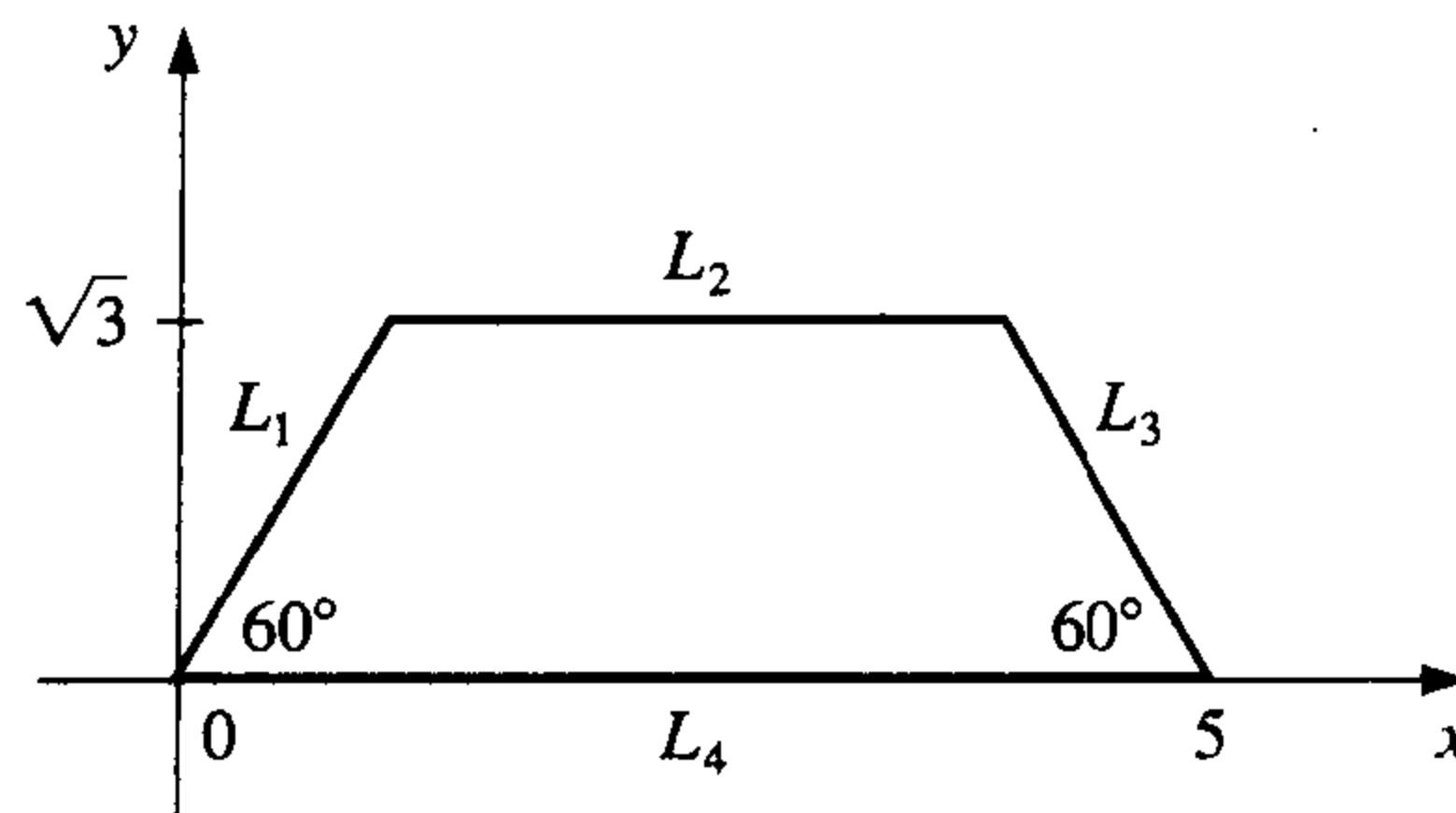
$$\frac{\partial u}{\partial n}(x, y) = 0.$$

The actual solution for this problem is

$$u(x, y) = \cos \frac{5\pi}{2}x \cos \frac{5\pi}{2}y.$$

5. A silver plate in the shape of a trapezoid (see the accompanying figure) has heat being uniformly generated at each point at the rate $q = 1.5 \text{ cal/cm}^3 \cdot \text{s}$. The steady-state temperature $u(x, y)$ of the plate satisfies the Poisson equation

$$\frac{\partial^2 u}{\partial x^2}(x, y) + \frac{\partial^2 u}{\partial y^2}(x, y) = \frac{-q}{k},$$



where k , the thermal conductivity, is $1.04 \text{ cal/cm} \cdot \text{deg} \cdot \text{s}$. Assume that the temperature is held at 15°C on L_2 , that heat is lost on the slanted edges L_1 and L_3 according to the boundary condition $\partial u / \partial n = 4$, and that no heat is lost on L_4 ; that is, $\partial u / \partial n = 0$. Approximate the temperature of the plate at $(1, 0)$, $(4, 0)$, and $(\frac{5}{2}, \sqrt{3}/2)$ by using Algorithm 12.5.

12.5 Survey of Methods and Software

In this chapter, methods to approximate solutions to partial differential equations were considered. We restricted our attention to Poisson's equation as an example of an elliptic partial differential equation, the heat or diffusion equation as an example of a parabolic partial differential equation, and the wave equation as an example of a hyperbolic partial differential equation. Finite-difference approximations were discussed for these three examples.

Poisson's equation on a rectangle required the solution of a large sparse linear system, for which iterative techniques, such as the SOR method, are recommended. Four finite-difference methods were presented for the heat equation. The Forward-Difference and Richardson's methods had stability problems, so the Backward-Difference method and the Crank-Nicolson methods were introduced. Although a tridiagonal linear system must be solved at each time step with these implicit methods, they are more stable than

the explicit Forward-Difference and Richardson's methods. The Finite-Difference method for the wave equation is explicit and can also have stability problems for certain choice of time and space discretizations.

In the last section of the chapter, we presented an introduction to the Finite-Element method for a self-adjoint elliptic partial differential equation on a polygonal domain. Although our methods will work adequately for the problems and examples in the textbook, more powerful generalizations and modifications of these techniques are required for commercial applications.

We consider two subroutines from the IMSL Library. The subroutine MOLCH is used to solve the partial differential equation

$$\frac{\partial u}{\partial t} = F \left(x, t, u, \frac{\partial u}{\partial x}, \frac{\partial^2 u}{\partial x^2} \right),$$

with boundary conditions

$$\alpha(x, t)u(x, t) + \beta(x, t)\frac{\partial u}{\partial x}(x, t) = \gamma(x, t).$$

The method is based on collocation at Gaussian points on the x -axis for each value of t and uses cubic Hermite splines as basis functions.

The subroutine FPS2H is used to solve Poisson's equation on a rectangle. The method of solution is based on a choice of second- or fourth-order finite differences on a uniform mesh.

The NAG Library has a number of subroutines for partial differential equations. The subroutine D03EAF is used for Laplace's equation on an arbitrary domain in the xy -plane. The subroutine D03PCF is used to solve a single parabolic partial differential equation by the method of lines.

There are specialized packages, such as NASTRAN, consisting of codes for the Finite-Element method. These packages are popular in engineering applications. The package FISHPACK in the Netlib library is used to solve separable elliptic partial differential equations. General codes for partial differential equations are difficult to write because of the problem of specifying domains other than common geometrical figures. Research in the area of solution of partial differential equations is currently very active.

We have only presented a small sample of the many techniques used for approximating the solutions to the problems involving partial differential equations. Further information on the general topic can be found in Lapidus and Pinder [LP], Twizell [Tw], and the recent book by Morton and Mayers [MM]. Software information can be found in Rice and Boisvert [RB] and in Bank [Ban].

Books that focus on finite-difference methods include Strikwerda [Strik], Thomas [Th], and Shashkov and Steinberg [ShS]. Strange and Fix [SF] and Zienkiewicz and Morgan [ZM] are good sources for information on the finite-element method. Time-dependent equations are treated in Schiesser [Schi] and in Gustafsson, Kreiss, and Oliger [GKO], and Birkhoff and Lynch [BL] and Roache [Ro] discuss the solution to elliptic problems.

Multigrid methods use coarse grid approximations and iterative techniques to provide approximations on finer grids. References on these techniques include Briggs [Brigg], Mc Cormick [Mc], and Bramble [Bram].

Bibliography

Text pages referring to the items are given in italics at the end of each reference.

- [AHU] Aho, A. V., J. E. Hopcroft, and J. D. Ullman, *The design and analysis of computer algorithms*, Addison-Wesley, Reading, MA, 1974, 470 pp. QA76.6.A36 546
- [AG] Allgower, E. and K. Georg, *Numerical continuation methods: an introduction*, Springer-Verlag, New York, 1990, 388 pp. QA377.A56 644
- [Am] Ames, W. F., *Numerical methods for partial differential equations*, (Third edition), Academic Press, New York, 1992, 451 pp. QA374.A46 724
- [An] Anderson, E., et al., *LAPACK user's guide*, (Third edition), SIAM Publications, Philadelphia, PA, 1999, 407 pp. QA76.73.F25 L36 44
- [AS] Argyros, I. K. and F. Szidarovszky, *The theory and applications of iteration methods*, CRC Press, Boca Raton, FL, 1993, 355 pp. QA297.8.A74 644
- [AMR] Ascher, U. M., R. M. M. Mattheij, and R. B. Russell, *Numerical solution of boundary value problems for ordinary differential equations*, Prentice-Hall, Englewood Cliffs, NJ, 1988, 595 pp. QA379.A83 690
- [Ax] Axelsson, O., *Iterative solution methods*, Cambridge University Press, New York, 1994, 654 pp. QA297.8.A94 482
- [AB] Axelsson, O. and V. A. Barker, *Finite element solution of boundary value problems: theory and computation*, Academic Press, Orlando, FL, 1984, 432 pp. QA379.A9 739
- [Ba1] Bailey, N. T. J., *The mathematical approach to biology and medicine*, John Wiley & Sons, New York, 1967, 269 pp. QH324.B28 289
- [Ba2] Bailey, N. T. J., *The mathematical theory of epidemics*, Hafner, New York, 1957, 194 pp. RA625.B3 289
- [BSW] Bailey, P. B., L. F. Shampine, and P. E. Waltman, *Nonlinear two-point boundary-value problems*, Academic Press, New York, 1968, 171 pp. QA372.B27 673, 690
- [Ban] Bank, R. E., *PLTMG, A software package for solving elliptic partial differential equations: Users' Guide 7.0*, SIAM Publications, Philadelphia, PA, 1994, 128 pp. QA377.B26 742
- [Barr] Barrett, R., et al., *Templates for the solution of linear systems: building blocks for iterative methods*, SIAM Publications, Philadelphia, PA, 1994, 112 pp. QA297.8.T45 482
- [Bart] Bartle, R. G., *The elements of real analysis*, (Second edition), John Wiley & Sons, New York, 1976, 480 pp. QA300.B29 105, 122

- [Bek] Bekker, M. G., *Introduction to terrain vehicle systems*, University of Michigan Press, Ann Arbor, MI, 1969, 846 pp. TL243.B39 77, 620
- [Ber] Bernadelli, H., *Population waves*, Journal of the Burma Research Society 31 (1941), 1–18, DS527.B85 381
- [BD] Birkhoff, G. and C. De Boor, *Error bounds for spline interpolation*, Journal of Mathematics and Mechanics 13 (1964), 827–836, QA1.J975 152
- [BL] Birkhoff, G. and R. E. Lynch, *Numerical solution of elliptic problems*, SIAM Publications, Philadelphia, PA, 1984, 319 pp. QA377.B672 742
- [BiR] Birkhoff, G. and G. Rota, *Ordinary differential equations*, (Fourth edition), John Wiley & Sons, New York, 1989, 399 pp. QA372.B58 252, 254, 313
- [BP] Botha, J. F. and G. F. Pinder, *Fundamental concepts in the numerical solution of differential equations*, Wiley-Interscience, New York, 1983, 202 pp. QA374.B74 343
- [Brac] Bracewell, R., *The Fourier transform and its application*, (Third edition), McGraw-Hill, New York, 2000, 616 pp. QA403.5.B7 546
- [Bram] Bramble, J.H., *Multigrid methods*, John Wiley & Sons, New York, 1993, 161 pp. QA377.B73 742
- [Bre] Brent, R., *Algorithms for minimization without derivatives*, Prentice-Hall, Englewood Cliffs, NJ, 1973, 195 pp. QA402.5.B74 102, 103
- [Brigg] Briggs, W. L., *A multigrid tutorial*, SIAM Publications, Philadelphia, PA, 1987, 88 pp. QA377.B75 742
- [BH] Briggs, W. L. and V. E. Henson, *The DFT: an owner's manual for the discrete Fourier transform*, SIAM Publications, Philadelphia, PA, 1995, 434 pp. QA403.5.B75 549
- [Brigh] Brigham, E. O., *The fast Fourier transform*, Prentice-Hall, Englewood Cliffs, NJ, 1974, 252 pp. QA403.B74 538
- [Brow,K] Brown, K. M., *A quadratically convergent Newton-like method based upon Gaussian elimination*, SIAM Journal on Numerical Analysis 6, No. 4 (1969), 560–569, QA297.A1S2 626
- [Brow,W] Brown, W. S., *A simple but realistic model of floating point computation*, ACM transactions of Mathematical Software 7 (1981), 445–480, QA76.A8 42, 43
- [Broy] Broyden, C. G., *A class of methods for solving nonlinear simultaneous equations*, Mathematics of Computation 19 (1965), 577–593, QA1.M4144 621
- [BS1] Bulirsch R. and J. Stoer, *Numerical treatment of ordinary differential equations by extrapolation methods*, Numerische Mathematik 8 (1966), 1–13, QA241.N9 312
- [BS2] Bulirsch, R. and J. Stoer, *Fehlerabschätzungen und extrapolation mit rationalen Funktionen bei Verfahren von Richardson-typus*, Numerische Mathematik 6 (1964), 413–427, QA241.N9 312
- [BS3] Bulirsch, R. and J. Stoer, *Asymptotic upper and lower bounds for results of extrapolation methods*, Numerische Mathematik 8 (1966), 93–104, QA241.N9 312
- [BuR] Bunch, J. R. and D. J. Rose (eds.), *Sparse matrix computations* (Proceedings of a conference held at Argonne National Laboratories, September 9–11, 1975), Academic Press, New York, 1976, 453 pp. QA188.S9 414
- [BFR] Burden, R. L., J. D. Faires, and A. C. Reynolds, *Numerical Analysis*, (Second edition), Prindle, Weber & Schmidt, Boston, MA, 1981, 598 pp. QA297.B84 95

- [Bur] Burrage, K., 1995, *Parallel and sequential methods for ordinary differential equations*, Oxford University Press, New York, 446 pp. QA372.B883 343
- [But] Butcher, J. C., *The non-existence of ten-stage eighth-order explicit Runge-Kutta methods*, BIT 25 (1985), 521–542, QA76.N62 279
- [CF] Chaitin-Chatelin, F. and Fraysse, V., *Lectures on finite precision computations*, SIAM Publications, Philadelphia, PA, 1996, 235 pp. QA297.C417 46
- [CGGG] Char, B. W., K. O. Geddes, W. M. Gentleman, G. H. Gonnet, *The design of Maple: A compact, portable, and powerful computer algebra system*, Computer Algebra. Lecture Notes in Computer Science No. 162, (J. A. Van Hulzen, ed.), Springer-Verlag, Berlin, 1983, 101–115 pp. QA155.7 E4 E85 1983 46
- [CCR] Chiarella, C., W. Charlton, and A. W. Roberts, *Optimum chute profiles in gravity flow of granular materials: a discrete segment solution method*, Transactions of the ASME, Journal of Engineering for Industry Series B 97 (1975), 10–13, TJ1.A712 619
- [Ch] Cheney, E. W., *Introduction to approximation theory*, McGraw-Hill, New York, 1966, 259 pp. QA221.C47 549
- [CC] Clenshaw, C. W. and C. W. Curtis, *A method for numerical integration on an automatic computer*, Numerische Mathematik 2 (1960), 197–205, QA241.N9 248
- [CW] Cody, W. J. and W. Waite, *Software manual for the elementary functions*, Prentice-Hall, Englewood Cliffs, NJ, 1980, 269 pp. QA331.C635 46
- [CV] Coleman, T. F. and C. Van Loan, *Handbook for matrix computations*, SIAM Publications, Philadelphia, PA, 1988, 264 pp. QA188.C65 44, 416
- [CT] Cooley, J. W. and J. W. Tukey, *An algorithm for the machine calculation of complex Fourier series*, Mathematics of Computation 19, No. 90 (1965), 297–301, QA1.M4144 538
- [Co] Cowell, W. (ed.), *Sources and development of mathematical software*, Prentice-Hall, Englewood Cliffs, NJ, 1984, 404 pp. QA76.95.S68 43
- [DaB] Dahlquist, G. and Å. Björck (Translated by N. Anderson), *Numerical methods*, Prentice-Hall, Englewood Cliffs, NJ, 1974, 573 pp. QA297.D3313 86
- [Da] Davis, P. J., *Interpolation and approximation*, Dover, New York, 1975, 393 pp. QA221.D33 165, 549
- [DR] Davis, P. J. and P. Rabinowitz, *Methods of numerical integration*, (Second edition), Academic Press, New York, 1984, 612 pp. QA299.3.D28 248
- [Deb] De Boor, C., *A practical guide to splines*, Springer-Verlag, New York, 1978, 392 pp. QA1.A647 vol. 27 152, 164, 165
- [DebS] De Boor, C. and B. Swartz, *Collocation at Gaussian points*, SIAM Journal on Numerical Analysis 10, No. 4 (1973), 582–606, QA297.A1S2 687
- [DM] Dennis, J. E., Jr. and J. J. Moré, *Quasi-Newton methods, motivation and theory*, SIAM Review 19, No. 1 (1977), 46–89, QA1.S2 622
- [DenS] Dennis, J. E., Jr. and R. B. Schnabel, *Numerical methods for unconstrained optimization and nonlinear equations*, Prentice-Hall, Englewood Cliffs, NJ, 1983, 378 pp. QA402.5.D44 644
- [Di] Dierckx, P., *Curve and surface fitting with splines*, Oxford University Press, New York, 1993, 285 pp. QA297.6.D54 165

- [DBMS] Dongarra, J. J., J. R. Bunch, C. B. Moler, and G. W. Stewart, *LINPACK users guide*, SIAM Publications, Philadelphia, PA, 1979, 367 pp. QA214.L56 44
- [DRW] Dongarra, J. J., T. Rowan, and R. Wade, *Software distributions using Xnetlib*, ACM Transactions on Mathematical Software **21**, No. 1 (1995), 79–88 QA76.6.A8 44
- [DW] Dongarra, J. and D. W. Walker, *Software libraries for linear algebra computation on high performance computers*, SIAM Review **37**, No. 2 (1995), 151–180 QA1.S2 46
- [Do] Dormand, J. R., *Numerical methods for differential equations: a computational approach*, CRC Press, Boca Raton, FL, 1996, 368 pp. QA372.D67 343
- [DoB] Dorn, G. L. and A. B. Burdick, *On the recombinational structure of complementation relationships in the *m-dy* complex of the *Drosophila melanogaster**, Genetics **47** (1962), 503–518, QH431.G43 418
- [E] Engels, H., *Numerical quadrature and cubature*, Academic Press, New York, 1980, 441 pp. QA299.3.E5 248
- [Fe] Fehlberg, E., *Klassische Runge-Kutta Formeln vierter und niedrigerer Ordnung mit Schrittweiten-Kontrolle und ihre Anwendung auf Wärmeleitungsprobleme*, Computing **6** (1970), 61–71, QA76.C777 284
- [Fi] Fix, G., *A survey of numerical methods for selected problems in continuum mechanics*, Proceedings of a Conference on Numerical Methods of Ocean Circulation, National Academy of Sciences (1975), 268–283, Q11.N26 739
- [FM] Forsythe, G. E. and C. B. Moler, *Computer solution of linear algebraic systems*, Prentice-Hall, Englewood Cliffs, NJ, 1967, 148 pp. QA297.F57 416, 457
- [Fr] Francis, J. G. F., *The QR transformation*, Computer Journal **4** (1961–2), Part I, 265–271; Part II, 332–345, QA76.C57 589
- [Fu] Fulks, W., *Advanced calculus*, (Third edition), John Wiley & Sons, New York, 1978, 731 pp. QA303.F954 10, 272
- [Gar] Garbow, B. S., et al., *Matrix eigensystem routines: EISPACK guide extension*, Springer-Verlag, New York, 1977, 343 pp. QA193.M38 44
- [Ge1] Gear, C. W., *Numerical initial-value problems in ordinary differential equations*, Prentice-Hall, Englewood Cliffs, NJ, 1971, 253 pp. QA372.G4 322, 325, 336, 343
- [Ge2] Gear, C. W., *Numerical solution of ordinary differential equations: Is there anything left to do?*, SIAM Review **23**, No. 1 (1981), 10–24, QA1.S2 340
- [GL] George, A. and J. W. Liu, *Computer solution of large sparse positive definite systems*, Prentice-Hall, Englewood Cliffs, NJ, 1981, 324 pp. QA188.G46 416
- [Go] Goldberg, D., *What every scientist should know about floating-point arithmetic*, ACM Computing Surveys **23**, No. 1 (1991), 5–48, QA76.5.A1 46
- [GO] Golub, G. H. and Ortega, J. M., *Scientific computing: an introduction with parallel computing*, Academic Press, Boston, MA, 1993, 442 pp. QA76.58.G64 46, 343
- [GV] Golub, G. H. and C. F. Van Loan, *Matrix computations*, (Second edition), Johns Hopkins University Press, Baltimore, MD, 1989, 642 pp. QA188.G65 400, 416
- [Gr] Gragg, W. B., *On extrapolation algorithms for ordinary initial-value problems*, SIAM Journal on Numerical Analysis **2** (1965), 384–403, QA297.A1S2 307, 312

- [GKO] Gustafsson, B., H. Kreiss, and J. Olinger, *Time dependent problems and difference methods*, John Wiley & Sons, New York, 1995, 642 pp. QA374.G974 742
- [Hac] Hackbusch, W., *Iterative solution of large sparse systems of equations*, Springer-Verlag, New York, 1994, 429 pp. QA1.A647 vol. 95 482
- [HY] Hageman, L. A. and D. M. Young, *Applied iterative methods*, Academic Press, New York, 1981, 386 pp. QA297.8.H34 482
- [HNW1] Hairer, E., S. P. Nørsett, and G. Wanner, *Solving ordinary differential equations. Vol. 1: Nonstiff equations*, (Second revised edition), Springer-Verlag, Berlin, 1993, 519 pp. QA372.H16 322, 343
- [HNW2] Hairer, E., S. P. Nørsett, and G. Wanner, *Solving ordinary differential equations. Vol. 2: Stiff and differential-algebraic problems*, (Second revised edition), Springer, Berlin, 1996, 614 pp. QA372.H16 343
- [Ham] Hamming, R. W., *Numerical methods for scientists and engineers*, (Second edition), McGraw-Hill, New York, 1973, 721 pp. QA297.H28 546
- [He1] Henrici, P., *Discrete variable methods in ordinary differential equations*, John Wiley & Sons, New York, 1962, 407 pp. QA372.H48 343
- [He2] Henrici, P., *Elements of numerical analysis*, John Wiley & Sons, New York, 1964, 328 pp. QA297.H54 90, 330
- [HS] Hestenes, M. R. and E. Steifel, *Conjugate gradient methods in optimization*, Journal of Research of the National Bureau of Standards **49**, (1952), 409–436, Q1.N34 465
- [Hild] Hildebrand, F. B., *Introduction to numerical analysis*, (Second edition), McGraw-Hill, New York, 1974, 669 pp. QA297.H54 122, 124, 129
- [Hill] Hill, F. S., Jr., *Computer graphics: using OpenGL*, (Second edition), Prentice-Hall, Englewood Cliffs, NJ, 2001, 922 pp. T385.H549 162
- [Ho] Householder, A. S., *The numerical treatment of a single nonlinear equation*, McGraw-Hill, New York, 1970, 216 pp. QA218.H68 102, 103
- [IK] Issacson, E. and H. B. Keller, *Analysis of numerical methods*, John Wiley & Sons, New York, 1966, 541 pp. QA297.I8 90, 192, 193, 328, 331, 436, 563, 565, 652, 670, 707, 711, 713, 724
- [JT] Jenkins, M. A. and J. F. Traub, *A three-stage algorithm for real polynomials using quadratic iteration*, SIAM Journal on Numerical Analysis **7**, No. 4 (1970), 545–566, QA297.A1S2 102
- [Joh] Johnston, R. L., *Numerical methods: a software approach*, John Wiley & Sons, New York, 1982, 276 pp. QA297.J64 211
- [Joy] Joyce, D. C., *Survey of extrapolation processes in numerical analysis*, SIAM Review **13**, No. 4 (1971), 435–490, QA1.S2 178
- [Keller,H] Keller, H. B., *Numerical methods for two-point boundary-value problems*, Blaisdell, Waltham, MA, 1968, 184 pp. QA372.K42 659, 664, 668, 689, 690
- [Keller,J] Keller, J. B., *Probability of a shutout in racquetball*, SIAM Review **26**, No. 2 (1984), 267–268, QA1.S2 77
- [Kelley] Kelley, C. T., *Iterative methods for linear and nonlinear equations*, SIAM Publications, Philadelphia, PA, 1995, 165 pp. QA297.8.K45 477, 482
- [Ko] Köckler, N., *Numerical methods and scientific computing: using software libraries for problem solving*, Oxford University Press, New York, 1994, 328 pp. TA345.K653 46

- [Lam] Lambert, J. D., *The initial value problem for ordinary differential equations. The state of art in numerical analysis* (D. Jacobs, ed.), Academic Press, New York, 1977, 451–501 pp. QA297.C646 340
- [LP] Lapidus, L. and G. F. Pinder, *Numerical solution of partial differential equations in science and engineering*, John Wiley & Sons, New York, 1982, 677 pp. Q172.L36 742
- [Lar] Larson, H. J., *Introduction to probability theory and statistical inference*, (Third edition), John Wiley & Sons, New York, 1982, 637 pp. QA273.L352 486
- [Lau] Laufer, H. B., *Discrete mathematics and applied modern algebra*, PWS-Kent Publishing, Boston, MA, 1984, 538 pp. QA161.L38 546
- [LH] Lawson, C. L. and Hanson, R. J., *Solving least squares problems*, SIAM Publications, Philadelphia, PA, 1995, 337 pp. QA275.L38 549
- [LR] Lucas, T. R. and G. W. Reddien, Jr., *Some collocation methods for nonlinear boundary value problems*, SIAM Journal on Numerical Analysis **9**, No. 2 (1972), 341–356, QA297.A1S2 687
- [Lu] Luenberger, David G., *Linear and nonlinear programming*, (Second edition), Addison-Wesley, Reading, MA, 1984, 245 pp. T57.7L8 471
- [Ma] Mano, M. M., *Computer system architecture*, Prentice-Hall, Englewood Cliffs, NJ, 1982, 531 pp. QA76.9A73 M36 22
- [Mc] McCormick, S. F., *Multigrid methods*, SIAM Publications, Philadelphia, PA, 1987, 282 pp. QA374.M84 742
- [Mi] Mitchell, A. R., *Computation methods in partial differential equations*, John Wiley & Sons, New York, 1969, 255 pp. QA374.M68 724
- [Mo] Moler, C. B., *Demonstration of a matrix laboratory. Lecture notes in Mathematics* (J. P. Hennart, ed.), Springer-Verlag, Berlin, 1982, 84–98 45
- [MC] Moré J. J. and M. Y. Cosnard, *Numerical solution of nonlinear equations*, ACM Transactions on Mathematical Software **5**, No. 1 (1979), 64–85, QA76.6.A8 626
- [MM] Morton, K. W. and D. F. Mayers, *Numerical solution of partial differential equations: an introduction*, Cambridge University Press, New York, 1994, 227 pp. QA377.M69 742
- [Mu] Müller, D. E., *A method for solving algebraic equations using an automatic computer*, Mathematical Tables and Other Aids to Computation **10** (1956), 208–215, QA47.M29 95
- [ND] Noble, B. and J. W. Daniel, *Applied linear algebra*, (Third edition), Prentice-Hall, Englewood Cliffs, NJ, 1988, 521 pp. QA184.N6 370, 384, 551
- [Or1] Ortega, J. M., *Introduction to parallel and vector solution of linear systems*, Plenum Press, New York, 1988, 305 pp. QA218.O78 45
- [Or2] Ortega, J. M., *Numerical analysis; a second course*, Academic Press, New York, 1972, 201 pp. QA297.O78 424, 434, 445, 449, 461, 557, 601, 604
- [OP] Ortega, J. M. and W. G. Poole, Jr., *An introduction to numerical methods for differential equations*, Pitman Publishing, Marshfield, MA, 1981, 329 pp. QA371.O65 343
- [OR] Ortega, J. M. and W. C. Rheinboldt, *Iterative solution of nonlinear equations in several variables*, Academic Press, New York, 1970, 572 pp. QA297.8.O77 601, 634, 636, 644
- [Os] Ostrowski, A. M., *Solution of equations and systems of equations*, (Second edition), Academic Press, New York, 1966, 338 pp. QA3.P8 vol. 9 103

- [Par] Parlett, B., *The symmetric eigenvalue problem*, Prentice-Hall, Englewood Cliffs, NJ, 1980, 348 pp. QA188.P37 599
- [Pat] Patterson, T. N. L., *The optimum addition of points to quadrature formulae*, *Mathematics of Computation* **22**, No. 104 (1968), 847–856, QA1.M4144 248
- [PF] Phillips, C. and T. L. Freeman, *Parallel numerical algorithms*, Prentice-Hall, New York, 1992, 315 pp. QA76.9.A43 F74 46
- [Ph] Phillips, J., *The NAG Library: a beginner's guide*, Clarendon Press, Oxford, 1986, 245 pp. QA297.P35 45
- [PDUK] Piessens, R., E. de Doncker-Kapenga, C. W. Überhuber, and D. K. Kahaner, *QUADPACK: a subroutine package for automatic integration*, Springer-Verlag, New York, 1983, 301 pp. QA299.3.Q36 247
- [Pi] Pissanetzky, S., *Sparse matrix technology*, Academic Press, New York, 1984, 321 pp. QA188.P57 416
- [Po] Powell, M. J. D., *Approximation theory and methods*, Cambridge University Press, Cambridge, 1981, 339 pp. QA221.P65 137, 138, 165, 527, 549
- [Pr] Pryce, J. D., *Numerical solution of Sturm-Liouville problems*, Oxford University Press, New York, 1993, 322 pp. QA379.P79 690
- [RR] Ralston, A. and P. Rabinowitz, *A first course in numerical analysis*, (Second edition), McGraw-Hill, New York, 1978, 556 pp. QA297.R3 209, 523, 527, 634
- [Ra] Rashevsky, N., *Looking at history through mathematics*, Massachusetts Institute of Technology Press, Cambridge, MA, 1968, 199 pp. D16.25.R3 268
- [RB] Rice, J. R. and R. F. Boisvert, *Solving elliptic problems using ELLPACK*, Springer-Verlag, New York, 1985, 497 pp. QA377.R53 742
- [RG] Richardson, L. F. and J. A. Gaunt, *The deferred approach to the limit*, *Philosophical Transactions of the Royal Society of London* **226A** (1927), 299–361, Q41.L82 178
- [Ro] Roache, P. J., *Elliptic marching methods and domain decomposition*, CRC Press, Boca Raton, FL, 1995, 190 pp. QA377.R63 742
- [RS] Roberts, S. and J. Shipman, *Two-point boundary value problems: shooting methods*, Elsevier, New York, 1972, 269 pp. QA372.R76 690
- [RW] Rose, D. J. and R. A. Willoughby (eds.), *Sparse matrices and their applications* (Proceedings of a conference held at IBM Research, New York, September 9–10, 1971. 215 pp.), Plenum Press, New York, 1972, QA263.S94 414
- [Ru] Russell, R. D., *A comparison of collocation and finite differences for two-point boundary value problems*, *SIAM Journal on Numerical Analysis* **14**, No. 1 (1977), 19–39, QA297.A1S2 687
- [Sa1] Saad, Y., *Numerical methods for large eigenvalue problems*, Halsted Press, New York, 1992, 346 pp. QA188.S18 587
- [Sa2] Saad, Y., *Iterative methods for sparse linear systems*, PWS-Kent Publishing, Boston, MA, 1996, 447 pp. QA188.S17 481, 482
- [SaS] Saff, E. B. and A. D. Snider, *Fundamentals of complex analysis for mathematics, science, and engineering*, (Second edition), Prentice-Hall, Englewood Cliffs, NJ, 1993, 468 pp. QA300.S18 91

- [SP] Sagar, V. and D. J. Payne, *Incremental collapse of thick-walled circular cylinders under steady axial tension and torsion loads and cyclic transient heating*, Journal of the Mechanics and Physics of Solids **21**, No. 1 (1975), 39–54, TA350.J68 717
- [SD] Sale, P. F. and R. Dybdahl, *Determinants of community structure for coral-reef fishes in experimental habitat*, Ecology **56** (1975), 1343–1355, QH540.E3 496
- [Sche] Schendel, U., *Introduction to numerical methods for parallel computers*, (Translated by B.W. Conolly), Halsted Press, New York, 1984, 151 pp. QA297.S3813 46
- [Schi] Schiesser, W. E., *Computational mathematics in engineering and applied science: ODE's, DAE's, and PDE's*, CRC Press, Boca Raton, FL, 1994, 587 pp. TA347.D45 S34 742
- [Scho] Schoenberg, I. J., *Contributions to the problem of approximation of equidistant data by analytic functions*, Quarterly of Applied Mathematics **4**, (1946), Part A, 45–99; Part B, 112–141, QA1.A26 165
- [Schr1] Schroeder, L. A., *Energy budget of the larvae of the moth Pachysphinx modesta*, Oikos **24** (1973), 278–281, QH540.O35 497
- [Schr2] Schroeder, L. A., *Thermal tolerances and acclimation of two species of hydras*, Limnology and Oceanography **26**, No. 4 (1981), 690–696, GC1.L5 620
- [Schul] Schultz, M. H., *Spline analysis*, Prentice-Hall, Englewood Cliffs, NJ, 1973, 156 pp. QA211.S33 152, 165, 673, 681, 686, 687
- [Schum] Schumaker, L. L., *Spline functions: basic theory*, Wiley-Interscience, New York, 1981, 553 pp. QA224.S33 165
- [Se] Searle, S. R., *Matrix algebra for the biological sciences*, John Wiley & Sons, New York, 1966, 296 pp. QH324.S439 381
- [SH] Secrist, D. A. and R. W. Hornbeck, *An analysis of heat transfer and fade in disk brakes*, Transactions of the ASME, Journal of Engineering for Industry Series B **98** No. 2 (1976), 385–390, TJ1.A712 205
- [Sh] Shampine, L. F., *Numerical solution of ordinary differential equations*, Chapman & Hall, New York, 1994, 484 pp. QA372.S417 343
- [SGe] Shampine, L. F. and C. W. Gear, *A user's view of solving stiff ordinary differential equations*, SIAM Review **21**, No. 1 (1979), 1–17, QA1.S2 340
- [ShS] Shashkov, M. and S. Steinberg, *Conservative finite-difference methods on general grids*, CRC Press, Boca Raton, FL, 1996, 359 pp. QA431.S484 742
- [SW] Simon, B. and R. M. Wilson, *Supercalculators on the PC*, Notices of the American Mathematical Society **35**, No. 7 (1988), 978–1001, QA1.N6 46
- [Si] Singh, V. P., *Investigations of attenuation and internal friction of rocks by ultrasonics*, International Journal of Rock Mechanics and Mining Sciences (1976), 69–72, TA706.I45 496
- [SJ] Sloan, I. H. and S. Joe, *Lattice methods for multiple integration*, Oxford University Press, New York, 1994, 239 pp. QA311.S56 248
- [Sm,B] Smith, B. T., et al., *Matrix eigensystem routines: EISPACK guide*, (Second edition), Springer-Verlag, New York, 1976, 551 pp. QA193.M37 44
- [Sm,G] Smith, G. D., *Numerical solution of partial differential equations*, Oxford University Press, New York, 1965, 179 pp. QA377.S59 724

- [So] Sorenson, Danny C., *Parallel numerical algorithms* (David E. Keyes, Ahmed Sameh and V. Vankatakrisnan, eds.), Kluwer Academic Publishers, Dordrecht, 1997, 119 pp. QA76.9.A43 P35 599
- [Stet] Stetter, H. J., *Analysis of discretization methods for ordinary differential equations. From tracts in natural philosophy*, Springer-Verlag, New York, 1973, 388 pp. QA372.S84 312
- [Stew1] Stewart, G. W., *Afternotes on numerical analysis*, SIAM Publications, Philadelphia, PA, 1996, 200 pp. QA297.S785 402, 416
- [Stew2] Stewart, G. W., *Introduction to matrix computations*, Academic Press, New York, 1973, 441 pp. QA188.S7 402, 599
- [SF] Strang, W. G. and G. J. Fix, *An analysis of the finite element method*, Prentice-Hall, Englewood Cliffs, NJ, 1973, 306 pp. TA335.S77 687, 739, 742
- [Stri] Strikwerda, J. C., *Finite difference schemes and partial differential equations*, Brooks/Cole Publishing, Pacific Grove, CA, 1989, 386 pp. QA374.S88 742
- [Stro] Stroud, A. H., *Approximate calculation of multiple integrals*, Prentice-Hall, Englewood Cliffs, NJ, 1971, 431 pp. QA311.S85 248
- [StS] Stroud, A. H. and D. Secrest, *Gaussian quadrature formulas*, Prentice-Hall, Englewood Cliffs, NJ, 1966, 374 pp. QA299.4.G4 S7 224, 248
- [Sz] Szűsz, P., *Math bite*, Mathematics Magazine **68**, No. 2, 1995, 97, QA1.N28 430
- [Th] Thomas, J. W., *Numerical partial differential equations*, Springer-Verlag, New York, 1995, 445 pp. QA377.T495 742
- [Tr] Traub, J. F., *Iterative methods for the solution of equations*, Prentice-Hall, Englewood Cliffs, NJ, 1964, 310 pp. QA297.T7 103
- [Tw] Twizell, E. H., *Computational methods for partial differential equations*, Ellis Horwood Ltd., Chichester, West Sussex, England, 1984, 276 pp. QA377.T95 742
- [Van] Van Loan, C. F., *Computational frameworks for the fast Fourier transform*, SIAM Publications, Philadelphia, PA, 1992, 273 pp. QA403.5.V35 549
- [Var] Varga, R. S., *Matrix iterative analysis*, (Second edition), Springer, New York, 2000, 358 pp. QA263.V3 482, 696, 700, 701
- [We] Wendroff, B., *Theoretical numerical analysis*, Academic Press, New York, 1966, 239 pp. QA297.W43 400, 403
- [Wil1] Wilkinson, J. H., *Rounding errors in algebraic processes*, Prentice-Hall, Englewood Cliffs, NJ, 1963, 161 pp. QA76.5.W53 462
- [Wil2] Wilkinson, J. H., *The algebraic eigenvalue problem*, Clarendon Press, Oxford, 1965, 662 pp. QA218.W5 462, 570, 578, 594, 599
- [WR] Wilkinson, J. H. and C. Reinsch (eds.), *Handbook for automatic computation. Vol. 2: Linear algebra*, Springer-Verlag, New York, 1971, 439 pp. QA251.W67 43, 590, 594, 595, 599
- [Win] Winograd, S., *On computing the discrete Fourier transform*, Mathematics of Computation **32** (1978), 175–199, QA1.M4144 546
- [Y] Young, D. M., *Iterative solution of large linear systems*, Academic Press, New York, 1971, 570 pp. QA195.Y68 445, 482

- [YG] Young, D. M. and R. T. Gregory, *A survey of numerical mathematics. Vol. 1*, Addison-Wesley, Reading, MA, 1972, 533 pp. QA297.Y63 102
- [ZM] Zienkiewicz, O. C. and K. Morgan, *Finite elements and approximation*, John Wiley & Sons, New York, 1983, 328 pp. QA297.5.Z53 739, 742

Answers for Selected Exercises

Exercise Set 1.1 (Page 15)

1. For each part, $f \in C[a, b]$ on the given interval. Since $f(a)$ and $f(b)$ are of opposite sign, the Intermediate Value Theorem implies that a number c exists with $f(c) = 0$.
3. For each part, $f \in C[a, b]$, f' exists on (a, b) and $f(a) = f(b) = 0$. Rolle's Theorem implies that a number c exists in (a, b) with $f'(c) = 0$. For part (d), we can use $[a, b] = [-1, 0]$ or $[a, b] = [0, 2]$.
5. For $x < 0$, $f(x) < 2x + k < 0$, provided that $x < -\frac{1}{2}k$. Similarly, for $x > 0$, $f(x) > 2x + k > 0$, provided that $x > -\frac{1}{2}k$. By Theorem 1.13, there exists a number c with $f(c) = 0$. If $f(c) = 0$ and $f(c') = 0$ for some $c' \neq c$, then by Theorem 1.7, there exists a number p between c and c' with $f'(p) = 0$. However, $f'(x) = 3x^2 + 2 > 0$ for all x .
7. a. $P_2(x) = 0$
 b. $R_2(0.5) = 0.125$; actual error = 0.125
 c. $P_2(x) = 1 + 3(x - 1) + 3(x - 1)^2$
 d. $R_2(0.5) = -0.125$; actual error = -0.125

9. Since

$$P_2(x) = 1 + x \quad \text{and} \quad R_2(x) = \frac{-2e^\xi(\sin \xi + \cos \xi)}{6}x^3$$

for some ξ between x and 0, we have the following:

- a. $P_2(0.5) = 1.5$ and $|f(0.5) - P_2(0.5)| \leq 0.0532$;
 - b. $|f(x) - P_2(x)| \leq 1.252$;
 - c. $\int_0^1 f(x) dx \approx 1.5$;
 - d. $|\int_0^1 f(x) dx - \int_0^1 P_2(x) dx| \leq \int_0^1 |R_2(x)| dx \leq 0.313$, and the actual error is 0.122.
11. $P_3(x) = (x - 1)^2 - \frac{1}{2}(x - 1)^3$
- a. $P_3(0.5) = 0.312500$, $f(0.5) = 0.346574$. An error bound is $0.291\bar{6}$, and the actual error is 0.034074.
 - b. $|f(x) - P_3(x)| \leq 0.291\bar{6}$ on $[0.5, 1.5]$
 - c. $\int_{0.5}^{1.5} P_3(x) dx = 0.08\bar{3}$, $\int_{0.5}^{1.5} (x - 1) \ln x dx = 0.088020$
 - d. An error bound is $0.058\bar{3}$, and the actual error is 4.687×10^{-3} .
13. $P_4(x) = x + x^3$
- a. $|f(x) - P_4(x)| \leq 0.012405$
 - b. $\int_0^{0.4} P_4(x) dx = 0.0864$, $\int_0^{0.4} xe^{x^2} dx = 0.086755$

c. 8.27×10^{-4}

d. $P_4'(0.2) = 1.12$, $f'(0.2) = 1.124076$. The actual error is 4.076×10^{-3} .

15. Since $42^\circ = 7\pi/30$ radians, use $x_0 = \pi/4$. Then

$$\left| R_n\left(\frac{7\pi}{30}\right) \right| \leq \frac{\left(\frac{\pi}{4} - \frac{7\pi}{30}\right)^{n+1}}{(n+1)!} < \frac{(0.053)^{n+1}}{(n+1)!}.$$

For $|R_n(\frac{7\pi}{30})| < 10^{-6}$, it suffices to take $n = 3$. To 7 digits, $\cos 42^\circ = 0.7431448$ and $P_3(42^\circ) = P_3(\frac{7\pi}{30}) = 0.7431446$, so the actual error is 2×10^{-7} .

17. a. $P_3(x) = \ln(3) + \frac{2}{3}(x-1) + \frac{1}{9}(x-1)^2 - \frac{10}{81}(x-1)^3$

b. $\max_{0 \leq x \leq 1} |f(x) - P_3(x)| = |f(0) - P_3(0)| = 0.02663366$

c. $\tilde{P}_3(x) = \ln(2) + \frac{1}{2}x^2$

d. $\max_{0 \leq x \leq 1} |f(x) - \tilde{P}_3(x)| = |f(1) - \tilde{P}_3(1)| = 0.09453489$

e. $P_3(0)$ approximates $f(0)$ better than $\tilde{P}_3(1)$ approximates $f(1)$.

19. $P_n(x) = \sum_{k=0}^n \frac{1}{k!} x^k$, $n \geq 7$

21. A bound for the maximum error is 0.0026.

23. Since $R_2(1) = \frac{1}{6}e^\xi$, for some ξ in $(0, 1)$, we have $|E - R_2(1)| = \frac{1}{6}|1 - e^\xi| \leq \frac{1}{6}(e - 1)$.25. a. Let x_0 be any number in $[a, b]$. Given $\epsilon > 0$, let $\delta = \epsilon/L$. If $|x - x_0| < \delta$ and $a \leq x \leq b$, then $|f(x) - f(x_0)| \leq L|x - x_0| < \epsilon$.

b. Using the Mean Value Theorem, we have

$$|f(x_2) - f(x_1)| = |f'(\xi)||x_2 - x_1|,$$

for some ξ between x_1 and x_2 , so

$$|f(x_2) - f(x_1)| \leq L|x_2 - x_1|.$$

c. One example is $f(x) = x^{1/3}$ on $[0, 1]$.27. a. Since f is continuous at p and $f(p) \neq 0$, there exists a $\delta > 0$ with

$$|f(x) - f(p)| < \frac{|f(p)|}{2},$$

for $|x - p| < \delta$ and $a < x < b$. We restrict δ so that $[p - \delta, p + \delta]$ is a subset of $[a, b]$. Thus, for $x \in [p - \delta, p + \delta]$, we have $x \in [a, b]$. So

$$-\frac{|f(p)|}{2} < f(x) - f(p) < \frac{|f(p)|}{2}$$

and

$$f(p) - \frac{|f(p)|}{2} < f(x) < f(p) + \frac{|f(p)|}{2}.$$

If $f(p) > 0$, then

$$f(p) - \frac{|f(p)|}{2} = \frac{f(p)}{2} > 0, \quad \text{so} \quad f(x) > f(p) - \frac{|f(p)|}{2} > 0.$$

If $f(p) < 0$, then $|f(p)| = -f(p)$, and

$$f(x) < f(p) + \frac{|f(p)|}{2} = f(p) - \frac{f(p)}{2} = \frac{f(p)}{2} < 0.$$

In either case, $f(x) \neq 0$, for $x \in [p - \delta, p + \delta]$.

b. Since f is continuous at p and $f(p) = 0$, there exists a $\delta > 0$ with

$$|f(x) - f(p)| < k, \quad \text{for } |x - p| < \delta \quad \text{and} \quad a < x < b.$$

We restrict δ so that $[p - \delta, p + \delta]$ is a subset of $[a, b]$. Thus, for $x \in [p - \delta, p + \delta]$, we have

$$|f(x)| = |f(x) - f(p)| < k.$$

Exercise Set 1.2 (Page 26)

1.	Absolute Error	Relative Error
a.	0.001264	4.025×10^{-4}
b.	7.346×10^{-6}	2.338×10^{-6}
c.	2.818×10^{-4}	1.037×10^{-4}
d.	2.136×10^{-4}	1.510×10^{-4}
e.	2.647×10^1	1.202×10^{-3}
f.	1.454×10^1	1.050×10^{-2}
g.	420	1.042×10^{-2}
h.	3.343×10^3	9.213×10^{-3}

3. The largest intervals are a. (149.85,150.15) b. (899.1, 900.9) c. (1498.5, 1501.5) d. (89.91,90.09)

5.	Approximation	Absolute Error	Relative Error
a.	134	0.079	5.90×10^{-4}
b.	133	0.499	3.77×10^{-3}
c.	2.00	0.327	0.195
d.	1.67	0.003	1.79×10^{-3}
e.	1.80	0.154	0.0786
f.	-15.1	0.0546	3.60×10^{-3}
g.	0.286	2.86×10^{-4}	10^{-3}
h.	0.00	0.0215	1.00

7.	Approximation	Absolute Error	Relative Error
a.	133	0.921	6.88×10^{-3}
b.	132	0.501	3.78×10^{-3}
c.	1.00	0.673	0.402
d.	1.67	0.003	1.79×10^{-3}
e.	3.55	1.60	0.817
f.	-15.2	0.0454	0.00299
g.	0.284	0.00171	0.00600
h.	0	0.02150	1

9.	Approximation	Absolute Error	Relative Error
a.	3.14557613	3.983×10^{-3}	1.268×10^{-3}
b.	3.14162103	2.838×10^{-5}	9.032×10^{-6}

11. a. $\lim_{x \rightarrow 0} \frac{x \cos x - \sin x}{x - \sin x} = \lim_{x \rightarrow 0} \frac{-x \sin x}{1 - \cos x} = \lim_{x \rightarrow 0} \frac{-\sin x - x \cos x}{\sin x} = \lim_{x \rightarrow 0} \frac{-2 \cos x + x \sin x}{\cos x} = -2$
 b. -1.941

$$c. \frac{x(1 - \frac{1}{2}x^2) - (x - \frac{1}{6}x^3)}{x - (x - \frac{1}{6}x^3)} = -2$$

d. The relative error in part (b) is 0.029. The relative error in part (c) is 0.00050.

13.	x_1	Absolute Error	Relative Error	x_2	Absolute Error	Relative Error
a.	92.26	0.01542	1.672×10^{-4}	0.005419	6.273×10^{-7}	1.157×10^{-4}
b.	0.005421	1.264×10^{-6}	2.333×10^{-4}	-92.26	4.580×10^{-3}	4.965×10^{-5}
c.	10.98	6.875×10^{-3}	6.257×10^{-4}	0.001149	7.566×10^{-8}	6.584×10^{-5}
d.	-0.001149	7.566×10^{-8}	6.584×10^{-5}	-10.98	6.875×10^{-3}	6.257×10^{-4}

15. The machine numbers are equivalent to

- a. 3224
 b. -3224
 c. 1.32421875
 d. 1.32421875000000002220446049250313080847263336181640625

17. b. The first formula gives -0.00658, and the second formula gives -0.0100. The true three-digit value is -0.0116.

19. The approximate solutions to the systems are a. $x = 2.451, y = -1.635$ b. $x = 507.7, y = 82.00$

21. a. In nested form, we have

$$f(x) = (((1.01e^x - 4.62)e^x - 3.11)e^x + 12.2)e^x - 1.99.$$

b. -6.79 c. -7.07

23. a. $n = 77$ b. $n = 35$

25. a. $m = 17$

$$b. \binom{m}{k} = \frac{m!}{k!(m-k)!} = \frac{m(m-1)\cdots(m-k-1)(m-k)!}{k!(m-k)!} = \binom{m}{k} \binom{m-1}{k-1} \cdots \binom{m-k-1}{1}$$

c. $m = 181707$

d. 2,597,000; actual error 1960; relative error 7.541×10^{-4}

27. a. 124.03 b. 124.03 c. -124.03 d. -124.03 e. 0.0065 f. 0.0065 g. -0.0065 h. -0.0065

Exercise Set 1.3 (Page 37)

1. a. The approximate sums are 1.53 and 1.54, respectively. The actual value is 1.549. Significant roundoff error occurs earlier with the first method.

3. a. 2000 terms b. 20,000,000,000 terms

5. 3 terms

7. The rates of convergence are:

a. $O(h^2)$ b. $O(h)$ c. $O(h^2)$ d. $O(h)$

13. a. If $|\alpha_n - \alpha|/(1/n^p) \leq K$, then $|\alpha_n - \alpha| \leq K(1/n^p) \leq K(1/n^q)$ since $0 < q < p$. Thus, $|\alpha_n - \alpha|/(1/n^p) \leq K$ and $\{\alpha_n\}_{n=1}^{\infty} \rightarrow \alpha$ with rate of convergence $O(1/n^p)$.

b. n	$1/n$	$1/n^2$	$1/n^3$	$1/n^5$
5	0.2	0.04	0.008	0.0016
10	0.1	0.01	0.001	0.0001
50	0.02	0.0004	8×10^{-6}	1.6×10^{-7}
100	0.01	10^{-4}	10^{-6}	10^{-8}

$O(1/n^4)$ is the most rapid convergence rate.

15. Suppose that for sufficiently small $|x|$ we have positive constants k_1 and k_2 independent of x , for which

$$|F_1(x) - L_1| \leq K_1|x|^\alpha \quad \text{and} \quad |F_2(x) - L_2| \leq K_2|x|^\beta.$$

Let $c = \max(|c_1|, |c_2|, 1)$, $K = \max(K_1, K_2)$, and $\delta = \max(\alpha, \beta)$.

a. We have

$$\begin{aligned} |F(x) - c_1L_1 - c_2L_2| &= |c_1(F_1(x) - L_1) + c_2(F_2(x) - L_2)| \\ &\leq |c_1|K_1|x|^\alpha + |c_2|K_2|x|^\beta \\ &\leq cK[|x|^\alpha + |x|^\beta] \\ &\leq cK|x|^\gamma[1 + |x|^{\delta-\gamma}] \\ &\leq \tilde{K}|x|^\gamma, \end{aligned}$$

for sufficiently small $|x|$ and some constant \tilde{K} . Thus, $F(x) = c_1L_1 + c_2L_2 + O(x^\gamma)$.

b. We have

$$\begin{aligned} |G(x) - L_1 - L_2| &= |F_1(c_1x) + F_2(c_2x) - L_1 - L_2| \\ &\leq K_1|c_1x|^\alpha + K_2|c_2x|^\beta \\ &\leq Kc^\delta[|x|^\alpha + |x|^\beta] \\ &\leq Kc^\delta|x|^\gamma[1 + |x|^{\delta-\gamma}] \\ &\leq \tilde{K}|x|^\gamma, \end{aligned}$$

for sufficiently small $|x|$ and some constant \tilde{K} . Thus, $G(x) = L_1 + L_2 + O(x^\gamma)$.

17. a. 354224848179261915075

b. $0.3542248538 \times 10^{21}$

c. The result in part (a) is computed using exact integer arithmetic, and the result in part (b) is computed using 10-digit rounding arithmetic.

d. The result in part (a) required traversing a loop 98 times.

e. The result is the same as the result in part (a).

Exercise Set 2.1 (Page 53)

1. $p_3 = 0.625$

3. The Bisection method gives: a. $p_7 = 0.5859$ b. $p_8 = 3.002$ c. $p_7 = 3.419$

5. The Bisection method gives $p_9 = 4.4932$.

7. The Bisection method gives:

a. $p_{17} = 0.641182$

b. $p_{17} = 0.257530$

c. For the interval $[-3, -2]$, we have $p_{17} = -2.191307$, and for the interval $[-1, 0]$, we have $p_{17} = -0.798164$.

d. For the interval $[0.2, 0.3]$, we have $p_{14} = 0.297528$, and for the interval $[1.2, 1.3]$, we have $p_{14} = 1.256622$.

9. a. 2 b. -2 c. -1 d. 1

11. The third root of 25 is approximately $p_{14} = 2.92401$, using $[2, 3]$.

13. A bound is $n \geq 14$, and $p_{14} = 1.32477$.

15. Since $\lim_{n \rightarrow \infty} (p_n - p_{n-1}) = \lim_{n \rightarrow \infty} 1/n = 0$, the difference in the terms goes to zero. However, p_n is the n th term of the divergent harmonic series, so $\lim_{n \rightarrow \infty} p_n = \infty$.
17. The depth of the water is 0.838 ft.

Exercise Set 2.2 (Page 63)

1. For the value of x under consideration we have

a. $x = (3 + x - 2x^2)^{1/4} \Leftrightarrow x^4 = 3 + x - 2x^2 \Leftrightarrow f(x) = 0$

b. $x = \left(\frac{x + 3 - x^4}{2}\right)^{1/2} \Leftrightarrow 2x^2 = x + 3 - x^4 \Leftrightarrow f(x) = 0$

c. $x = \left(\frac{x + 3}{x^2 + 2}\right)^{1/2} \Leftrightarrow x^2(x^2 + 2) = x + 3 \Leftrightarrow f(x) = 0$

d. $x = \frac{3x^4 + 2x^2 + 3}{4x^3 + 4x - 1} \Leftrightarrow 4x^4 + 4x^2 - x = 3x^4 + 2x^2 + 3 \Leftrightarrow f(x) = 0$

3. The order in descending speed of convergence is (b), (d), (a). The sequence in (c) does not converge.
5. With $g(x) = (3x^2 + 3)^{1/4}$ and $p_0 = 1$, $p_6 = 1.94332$ is accurate to within 0.01.
7. Since $g'(x) = \frac{1}{4} \cos \frac{x}{2}$, g is continuous and g' exists on $[0, 2\pi]$. Further, $g'(x) = 0$ only when $x = \pi$, so that $g(0) = g(2\pi) = \pi \leq g(x) \leq g(\pi) = \pi + \frac{1}{2}$ and $|g'(x)| \leq \frac{1}{4}$, for $0 \leq x \leq 2\pi$. Theorem 2.2 implies that a unique fixed point p exists in $[0, 2\pi]$. With $k = \frac{1}{4}$ and $p_0 = \pi$, we have $p_1 = \pi + \frac{1}{2}$. Corollary 2.4 implies that

$$|p_n - p| \leq \frac{k^n}{1 - k} |p_1 - p_0| = \frac{2}{3} \left(\frac{1}{4}\right)^n;$$

For the bound to be less than 0.1, we need $n \geq 4$. However, $p_3 = 3.626996$ is accurate to within 0.01.

9. For $p_0 = 1.0$ and $g(x) = 0.5(x + \frac{3}{x})$, we have $\sqrt{3} \approx p_4 = 1.73205$.
11. a. With $[0, 1]$ and $p_0 = 0$, we have $p_9 = 0.257531$.
- b. With $[2.5, 3.0]$ and $p_0 = 2.5$, we have $p_{17} = 2.690650$.
- c. With $[0.25, 1]$ and $p_0 = 0.25$, we have $p_{14} = 0.909999$.
- d. With $[0.3, 0.7]$ and $p_0 = 0.3$, we have $p_{39} = 0.469625$.
- e. With $[0.3, 0.6]$ and $p_0 = 0.3$, we have $p_{48} = 0.448059$.
- f. With $[0, 1]$ and $p_0 = 0$, we have $p_6 = 0.704812$.
13. For $g(x) = (2x^2 - 10 \cos x)/(3x)$, we have the following:

$$p_0 = 3 \Rightarrow p_8 = 3.16193; \quad p_0 = -3 \Rightarrow p_8 = -3.16193.$$

For $g(x) = \arccos(-0.1x^2)$, we have the following:

$$p_0 = 1 \Rightarrow p_{11} = 1.96882; \quad p_0 = -1 \Rightarrow p_{11} = -1.96882.$$

15. With $g(x) = \frac{1}{\pi} \arcsin(-\frac{x}{2}) + 2$, we have $p_5 = 1.683855$.
17. One of many examples is $g(x) = \sqrt{2x - 1}$ on $[\frac{1}{2}, 1]$.
21. Replace the second sentence in the proof with: "Since g satisfies a Lipschitz condition on $[a, b]$ with a Lipschitz constant $L < 1$, we have, for each n ,

$$|p_n - p| = |g(p_{n-1}) - g(p)| \leq L|p_{n-1} - p|."$$

The rest of the proof is the same, with k replaced by L .

23. With $g(t) = 501.0625 - 201.0625e^{-0.4t}$ and $p_0 = 5.0$, $p_3 = 6.0028$ is within 0.01 s of the actual time.

Exercise Set 2.3 (Page 74)

1. $p_2 = 2.60714$
3. a. 2.45454 b. 2.44444 c. Part (b) is better.
5. a. For $p_0 = 2$, we have $p_5 = 2.69065$.
 b. For $p_0 = -3$, we have $p_3 = -2.87939$.
 c. For $p_0 = 0$, we have $p_4 = 0.73909$.
 d. For $p_0 = 0$, we have $p_3 = 0.96434$.
7. Using the endpoints of the intervals as p_0 and p_1 , we have:
 - i. a. $p_{11} = 2.69065$ b. $p_7 = -2.87939$ c. $p_6 = 0.73909$ d. $p_5 = 0.96433$
 - ii. a. $p_{16} = 2.69060$ b. $p_6 = -2.87938$ c. $p_7 = 0.73908$ d. $p_6 = 0.96433$
9. For $p_0 = 1$, we have $p_5 = 0.589755$. The point has the coordinates $(0.589755, 0.347811)$.
11. The equation of the tangent line is

$$y - f(p_{n-1}) = f'(p_{n-1})(x - p_{n-1}).$$

To complete this problem, set $y = 0$ and solve for $x = p_n$.

13. a. For $p_0 = -1$ and $p_1 = 0$, we have $p_{17} = -0.04065850$, and for $p_0 = 0$ and $p_1 = 1$, we have $p_9 = 0.9623984$.
 b. For $p_0 = -1$ and $p_1 = 0$, we have $p_5 = -0.04065929$, and for $p_0 = 0$ and $p_1 = 1$, we have $p_{12} = -0.04065929$.
 c. For $p_0 = -0.5$, we have $p_5 = -0.04065929$, and for $p_0 = 0.5$, we have $p_{21} = 0.9623989$.
15. This formula involves the subtraction of nearly equal numbers in both the numerator and denominator if p_{n-1} and p_{n-2} are nearly equal.
17. Seven iterations are required.
19. For $f(x) = \ln(x^2 + 1) - e^{0.4x} \cos \pi x$, we have the following roots.
 - a. For $p_0 = -0.5$, we have $p_3 = -0.4341431$.
 - b. For $p_0 = 0.5$, we have $p_3 = 0.4506567$.
 For $p_0 = 1.5$, we have $p_3 = 1.7447381$.
 For $p_0 = 2.5$, we have $p_5 = 2.2383198$.
 For $p_0 = 3.5$, we have $p_4 = 3.7090412$.
 - c. The initial approximation $n - 0.5$ is quite reasonable.
 - d. For $p_0 = 24.5$, we have $p_2 = 24.4998870$.
21. The two numbers are approximately 6.512849 and 13.487151.
23. The borrower can afford to pay at most 8.10%.
25. a. `solve(3^(3*x+1)-7*5^(2*x),x)` and `fsolve(3^(3*x+1)-7*5^(2*x),x)` both fail.
 b. `plot(3^(3*x+1)-7*5^(2*x),x=a..b)` generally yields no useful information. However, $a = 10.5$ and $b = 11.5$ in the plot command show that $f(x)$ has a root near $x = 11$.
 c. With $p_0 = 11$, $p_5 = 11.0094386442681716$ is accurate to 10^{-16} .
 d. $p = \frac{\ln(3/7)}{\ln(25/27)}$
27. We have $P_L = 265816$, $c = -0.75658125$, and $k = 0.045017502$. The 1980 population is $P(30) = 222,248,320$, and the 2010 population is $P(60) = 252,967,030$.
29. Using $p_0 = 0.5$ and $p_1 = 0.9$, the Secant method gives $p_5 = 0.842$.

Exercise Set 2.4 (Page 85)

1. a. For $p_0 = 0.5$, we have $p_{13} = 0.567135$.
 b. For $p_0 = -1.5$, we have $p_{23} = -1.414325$.

- c. For $p_0 = 0.5$, we have $p_{22} = 0.641166$.
 d. For $p_0 = -0.5$, we have $p_{23} = -0.183274$.
 3. Newton's method with $p_0 = -0.5$ gives $p_{13} = -0.169607$. Modified Newton's method in Eq. (2.11) with $p_0 = -0.5$ gives $p_{11} = -0.169607$.
 5. a. For $k > 0$,

$$\lim_{n \rightarrow \infty} \frac{|p_{n+1} - 0|}{|p_n - 0|} = \lim_{n \rightarrow \infty} \frac{\frac{1}{(n+1)^k}}{\frac{1}{n^k}} = \lim_{n \rightarrow \infty} \left(\frac{n}{n+1} \right)^k = 1,$$

so the convergence is linear.

b. We need to have $N > 10^{m/k}$.

7. Typical examples are a. $p_n = 10^{-3^n}$ b. $p_n = 10^{-\alpha^n}$

9. This follows from the fact that

$$\lim_{n \rightarrow \infty} \frac{\left| \frac{b-a}{2^{n+1}} \right|}{\left| \frac{b-a}{2^n} \right|} = \frac{1}{2}.$$

11. If $\frac{|p_{n+1}-p|}{|p_n-p|^3} = 0.75$ and $|p_0-p| = 0.5$, then

$$|p_n - p| = (0.75)^{(3^n-1)/2} |p_0 - p|^{3^n}.$$

To have $|p_n - p| \leq 10^{-8}$ requires that $n \geq 3$.

Exercise Set 2.5 (Page 90)

1. The results are listed in the following table.

	a	b	c	d
\hat{p}_0	0.258684	0.907859	0.548101	0.731385
\hat{p}_1	0.257613	0.909568	0.547915	0.736087
\hat{p}_2	0.257536	0.909917	0.547847	0.737653
\hat{p}_3	0.257531	0.909989	0.547823	0.738469
\hat{p}_4	0.257530	0.910004	0.547814	0.738798
\hat{p}_5	0.257530	0.910007	0.547810	0.738958

3. $p_0^{(1)} = 0.826427$

5. $p_1^{(0)} = 1.5$

7. For $g(x) = \sqrt{1 + \frac{1}{x}}$ and $p_0 = 1$, we have $p_3 = 1.32472$.

9. For $g(x) = 0.5(x + \frac{3}{x})$ and $p_0 = 0.5$, we have $p_4 = 1.73205$.

11. Aitken's Δ^2 method gives: a. $\hat{p}_{10} = 0.045$ b. $\hat{p}_2 = 0.0363$

13. We have

$$\frac{|p_{n+1} - p_n|}{|p_n - p|} = \frac{|p_{n+1} - p + p - p_n|}{|p_n - p|} = \left| \frac{p_{n+1} - p}{p_n - p} - 1 \right|,$$

so

$$\lim_{n \rightarrow \infty} \frac{|p_{n+1} - p_n|}{|p_n - p|} = \lim_{n \rightarrow \infty} \left| \frac{p_{n+1} - p}{p_n - p} - 1 \right| = 1.$$

15. a. *Hint:* First show that $p_n - p = -\frac{1}{(n+1)!} e^\xi x^{n+1}$, where ξ is between 0 and 1.

b. n	p_n	\hat{p}_n
0	1	3
1	2	2.75
2	2.5	2.72
3	2.6	2.71875
4	2.7083	2.7183
5	2.716	2.7182870
6	2.71805	2.7182823
7	2.7182539	2.7182818
8	2.7182787	2.7182818
9	2.7182815	
10	2.7182818	

Exercise Set 2.6 (Page 99)

1. a. For $p_0 = 1$, we have $p_{22} = 2.69065$.
 b. For $p_0 = 1$, we have $p_5 = 0.53209$; for $p_0 = -1$, we have $p_3 = -0.65270$; and for $p_0 = -3$, we have $p_3 = -2.87939$.
 c. For $p_0 = 1$, we have $p_5 = 1.32472$.
 d. For $p_0 = 1$, we have $p_4 = 1.12412$; and for $p_0 = 0$, we have $p_8 = -0.87605$.
 e. For $p_0 = 0$, we have $p_6 = -0.47006$; for $p_0 = -1$, we have $p_4 = -0.88533$; and for $p_0 = -3$, we have $p_4 = -2.64561$.
 f. For $p_0 = 0$, we have $p_{10} = 1.49819$.

3. The following table lists the initial approximation and the roots.

	p_0	p_1	p_2	Approximate Roots	Complex Conjugate Roots
a	-1	0	1	$p_7 = -0.34532 - 1.31873i$	$-0.34532 + 1.31873i$
	0	1	2	$p_6 = 2.69065$	
b	0	1	2	$p_6 = 0.53209$	
	1	2	3	$p_9 = -0.65270$	
	-2	-3	-2.5	$p_4 = -2.87939$	
c	0	1	2	$p_5 = 1.32472$	
	-2	-1	0	$p_7 = -0.66236 - 0.56228i$	$-0.66236 + 0.56228i$
d	0	1	2	$p_5 = 1.12412$	
	2	3	4	$p_{12} = -0.12403 + 1.74096i$	$-0.12403 - 1.74096i$
	-2	0	-1	$p_5 = -0.87605$	
e	0	1	2	$p_{10} = -0.88533$	
	1	0	-0.5	$p_5 = -0.47006$	
	-1	-2	-3	$p_5 = -2.64561$	
f	0	1	2	$p_6 = 1.49819$	
	-1	-2	-3	$p_{10} = -0.51363 - 1.09156i$	$-0.51363 + 1.09156i$
	1	0	-1	$p_8 = 0.26454 - 1.32837i$	$0.26454 + 1.32837i$

5. a. The roots are 1.244, 8.847, and -1.091 , and the critical points are 0 and 6.
 b. The roots are 0.5798, 1.521, 2.332, and -2.432 , and the critical points are 1, 2.001, and -1.5 .

7. Let $c_1 = (2 + \frac{2}{9}\sqrt{129})^{-1/3}$ and $c_2 = (2 + \frac{2}{9}\sqrt{129})^{1/3}$. The roots are $c_2 - \frac{4}{3}c_1$, $-\frac{1}{2}c_2 + \frac{2}{3}c_1 + \frac{1}{2}\sqrt{3}(c_2 + \frac{4}{3}c_1)i$, and $-\frac{1}{2}c_2 + \frac{2}{3}c_1 - \frac{1}{2}\sqrt{3}(c_2 + \frac{4}{3}c_1)i$.
9. The methods all find the solution 0.23235.
11. The minimal material is approximately 573.64895 cm².

Exercise Set 3.1 (Page 119)

1. a. $P_1(x) = -0.148878x + 1$; $P_2(x) = -0.452592x^2 - 0.0131009x + 1$; $P_1(0.45) = 0.933005$;
 $|f(0.45) - P_1(0.45)| = 0.032558$; $P_2(0.45) = 0.902455$; $|f(0.45) - P_2(0.45)| = 0.002008$
- b. $P_1(x) = 0.467251x + 1$; $P_2(x) = -0.0780026x^2 + 0.490652x + 1$; $P_1(0.45) = 1.210263$;
 $|f(0.45) - P_1(0.45)| = 0.006104$; $P_2(0.45) = 1.204998$; $|f(0.45) - P_2(0.45)| = 0.000839$
- c. $P_1(x) = 0.874548x$; $P_2(x) = -0.268961x^2 + 0.955236x$; $P_1(0.45) = 0.393546$;
 $|f(0.45) - P_1(0.45)| = 0.0212983$; $P_2(0.45) = 0.375392$; $|f(0.45) - P_2(0.45)| = 0.003828$
- d. $P_1(x) = 1.031121x$; $P_2(x) = 0.615092x^2 + 0.846593x$; $P_1(0.45) = 0.464004$; $|f(0.45) - P_1(0.45)| = 0.019051$;
 $P_2(0.45) = 0.505523$; $|f(0.45) - P_2(0.45)| = 0.022468$

3. a. n	x_0, x_1, \dots, x_n	$P_n(8.4)$
1	8.3, 8.6	17.87833
2	8.3, 8.6, 8.7	17.87716
3	8.3, 8.6, 8.7, 8.1	17.87714

b. n	x_0, x_1, \dots, x_n	$P_n(-1/3)$
1	-0.5, -0.25	0.21504167
2	-0.5, -0.25, 0.0	0.16988889
3	-0.5, -0.25, 0.0, -0.75	0.17451852

c. n	x_0, x_1, \dots, x_n	$P_n(0.25)$
1	0.2, 0.3	-0.13869287
2	0.2, 0.3, 0.4	-0.13259734
3	0.2, 0.3, 0.4, 0.1	-0.13277477

d. n	x_0, x_1, \dots, x_n	$P_n(0.9)$
1	0.8, 1.0	0.44086280
2	0.8, 1.0, 0.7	0.43841352
3	0.8, 1.0, 0.7, 0.6	0.44198500

5. $\sqrt{3} \approx P_4(\frac{1}{2}) = 1.708\bar{3}$

7. a. n	Actual Error	Error Bound
1	0.00118	0.00120
2	1.367×10^{-5}	1.452×10^{-5}

b. n	Actual Error	Error Bound
1	4.0523×10^{-2}	4.5153×10^{-2}
2	4.6296×10^{-3}	4.6296×10^{-3}

c. n	Actual Error	Error Bound
1	5.9210×10^{-3}	6.0971×10^{-3}
2	1.7455×10^{-4}	1.8128×10^{-4}

d. n	Actual Error	Error Bound
1	2.7296×10^{-3}	1.4080×10^{-2}
2	5.1789×10^{-3}	9.2215×10^{-3}

9. $y = 4.25$

11. $f(1.09) \approx 0.2826$. The actual error is 4.3×10^{-5} , and an error bound is 7.4×10^{-6} . The discrepancy is due to the fact that the data are given to only four decimal places, and only four-digit arithmetic is used.

13. $P_2 = f(0.7) = 6.4$

15. a. $P_2(x) = -11.22388889x^2 + 3.810500000x + 1$, and an error bound is 0.11371294.

b. $P_2(x) = -0.1306344167x^2 + 0.8969979335x - 0.63249693$, and an error bound is 9.45762×10^{-4} .

c. $P_3(x) = 0.1970056667x^3 - 1.06259055x^2 + 2.532453189x - 1.666868305$, and an error bound is 10^{-4} .

d. $P_3(x) = -0.07932x^3 - 0.545506x^2 + 1.0065992x + 1$, and an error bound is 1.591376×10^{-3} .

17. The largest possible step size is 0.004291932, so 0.04 would be a reasonable choice.

19. $P_{0,1,2,3}(2.5) = 2.875$

21. The first ten terms of the sequence are 0.038462, 0.333671, 0.116605, -0.371760 , -0.0548919 , 0.605935, 0.190249, -0.513353 , -0.0668173 , and 0.448335. Since $f(1 + \sqrt{10}) = 0.0545716$, the sequence does not appear to converge.
25. a. Sample 1:
 $P_6(x) = 6.67 - 42.6434x + 16.1427x^2 - 2.09464x^3 + 0.126902x^4 - 0.00367168x^5 + 0.0000409458x^6$; Sample 2:
 $P_6(x) = 6.67 - 5.67821x + 2.91281x^2 - 0.413799x^3 + 0.0258413x^4 - 0.000752546x^5 + 0.00000836160x^6$
- b. Sample 1: 42.71 mg; Sample 2: 19.42 mg
27. Since $g(x) = g(x_0) = 0$, there exists a number ξ_1 between x and x_0 , for which $g'(\xi_1) = 0$. Also, $g'(x_0) = 0$, so there exists a number ξ_2 between x_0 and ξ_1 , for which $g''(\xi_2) = 0$. The process is continued by induction to show that a number ξ_{n+1} between x_0 and ξ_n exists with $g^{(n+1)}(\xi_{n+1}) = 0$. The error formula for Taylor polynomials follows.
29. a. (i) $B_3(x) = x$ (ii) $B_3(x) = 1$

Exercise Set 3.2 (Page 131)

1. a. $P_1(x) = 16.9441 + 3.1041(x - 8.1)$; $P_1(8.4) = 17.87533$
 $P_2(x) = P_1(x) + 0.06(x - 8.1)(x - 8.3)$; $P_2(8.4) = 17.87713$
 $P_3(x) = P_2(x) + -0.00208333(x - 8.1)(x - 8.3)(x - 8.6)$; $P_3(8.4) = 17.87714$
- b. $P_1(x) = -0.1769446 + 1.9069687(x - 0.6)$; $P_1(0.9) = 0.395146$
 $P_2(x) = P_1(x) + 0.959224(x - 0.6)(x - 0.7)$; $P_2(0.9) = 0.4526995$
 $P_3(x) = P_2(x) - 1.785741(x - 0.6)(x - 0.7)(x - 0.8)$; $P_3(0.9) = 0.4419850$
3. In the following equations, we have $s = \frac{1}{h}(x - x_n)$.
- a. $P_1(s) = 1.101 + 0.7660625s$; $f(-\frac{1}{3}) \approx P_1(-\frac{4}{3}) = 0.07958333$
 $P_2(s) = P_1(s) + 0.406375s(s + 1)/2$; $f(-\frac{1}{3}) \approx P_2(-\frac{4}{3}) = 0.1698889$
 $P_3(s) = P_2(s) + 0.09375s(s + 1)(s + 2)/6$; $f(-\frac{1}{3}) \approx P_3(-\frac{4}{3}) = 0.1745185$
- b. $P_1(s) = 0.2484244 + 0.2418235s$; $f(0.25) \approx P_1(-1.5) = -0.1143108$
 $P_2(s) = P_1(s) - 0.04876419s(s + 1)/2$; $f(0.25) \approx P_2(-1.5) = -0.1325973$
 $P_3(s) = P_2(s) - 0.00283891s(s + 1)(s + 2)/6$; $f(0.25) \approx P_3(-1.5) = -0.1327748$
5. a. $f(0.05) \approx 1.05126$ b. $f(0.65) \approx 1.91555$ c. $f(0.43) \approx 1.53725$
7. a. $P(-2) = Q(-2) = -1$, $P(-1) = Q(-1) = 3$, $P(0) = Q(0) = 1$, $P(1) = Q(1) = -1$, $P(2) = Q(2) = 3$
b. The format of the polynomial is not unique. If $P(x)$ and $Q(x)$ are expanded, they are identical. There is only one interpolating polynomial if the degree is less than or equal to four for the given data. However, it can be expressed in various ways depending on the application.
9. The coefficient of x^2 is 3.5.
11. The approximation to $f(0.3)$ should be increased by 5.9375.
13. $f[x_0] = f(x_0) = 1$, $f[x_1] = f(x_1) = 3$, $f[x_0, x_1] = 5$
15. Since $f[x_2] = f[x_0] + f[x_0, x_1](x_2 - x_0) + a_2(x_2 - x_0)(x_2 - x_1)$,

$$a_2 = \frac{f[x_2] - f[x_0]}{(x_2 - x_0)(x_2 - x_1)} - \frac{f[x_0, x_1]}{(x_2 - x_1)}$$

This simplifies to $f[x_0, x_1, x_2]$.

17. Let $\tilde{P}(x) = f[x_{i_0}] + \sum_{k=1}^n f[x_{i_0}, \dots, x_{i_k}](x - x_{i_0}) \cdots (x - x_{i_k})$ and $\hat{P}(x) = f[x_0] + \sum_{k=1}^n f[x_0, \dots, x_k](x - x_0) \cdots (x - x_k)$. The polynomial $\tilde{P}(x)$ interpolates $f(x)$ at the nodes x_{i_0}, \dots, x_{i_n} , and the polynomial $\hat{P}(x)$ interpolates $f(x)$ at the nodes x_0, \dots, x_n . Since both sets of nodes are the same and the interpolating polynomial is unique, we have $\tilde{P}(x) = \hat{P}(x)$. The coefficient of x^n in $\tilde{P}(x)$ is $f[x_{i_0}, \dots, x_{i_n}]$, and the coefficient of x^n in $\hat{P}(x)$ is $f[x_0, \dots, x_n]$. Thus, $f[x_{i_0}, \dots, x_{i_n}] = f[x_0, \dots, x_n]$.

Exercise Set 3.3 (Page 139)

1. The coefficients for the polynomials in divided-difference form are given in the following tables. For example, the polynomial in part (a) is

$$H_3(x) = 17.56492 + 3.116256(x - 8.3) + 0.05948(x - 8.3)^2 - 0.00202222(x - 8.3)^2(x - 8.6).$$

a	b	c	d
17.56492	0.22363362	-0.02475	-0.62049958
3.116256	2.1691753	0.751	3.5850208
0.05948	0.01558225	2.751	-2.1989182
-0.00202222	-3.2177925	1	-0.490447
		0	0.037205
		0	0.040475
			-0.0025277777
			0.0029629628

3. a. We have $\sin 0.34 \approx H_5(0.34) = 0.33349$.
 b. The formula gives an error bound of 3.05×10^{-14} , but the actual error is 2.91×10^{-6} . The discrepancy is due to the fact that the data are given to only five decimal places.
 c. We have $\sin 0.34 \approx H_7(0.34) = 0.33350$. Although the error bound is now 5.4×10^{-20} , the accuracy of the given data dominates the calculations. This result is actually less accurate than the approximation in part (b), since $\sin 0.34 = 0.333487$.
5. For 2(a), we have an error bound of 5.9×10^{-8} . The error bound for 2(c) is 0 since $f^{(n)}(x) \equiv 0$, for $n > 3$.
7. The Hermite polynomial generated from these data is

$$\begin{aligned} H_9(x) = & 75x + 0.222222x^2(x - 3) - 0.0311111x^2(x - 3)^2 - 0.00644444x^2(x - 3)^2(x - 5) \\ & + 0.00226389x^2(x - 3)^2(x - 5)^2 - 0.000913194x^2(x - 3)^2(x - 5)^2(x - 8) \\ & + 0.000130527x^2(x - 3)^2(x - 5)^2(x - 8)^2 - 0.0000202236x^2(x - 3)^2(x - 5)^2(x - 8)^2(x - 13). \end{aligned}$$

- a. The Hermite polynomial predicts a position of $H_9(10) = 743$ ft and a speed of $H'_9(10) = 48$ ft/s. Although the position approximation is reasonable, the low speed prediction is suspect.
- b. To find the first time the speed exceeds $55 \text{ mi/h} = 80.\bar{6} \text{ ft/s}$, we solve for the smallest value of t in the equation $80.\bar{6} = H'_9(x)$. This gives $x \approx 5.6488092$.
- c. The estimated maximum speed is $H'_9(12.37187) = 119.423 \text{ ft/s} \approx 81.425 \text{ mi/h}$.
9. Let

$$H(x) = f[z_0] + f[z_0, z_1](x - x_0) + f[z_0, z_1, z_2](x - x_0)^2 + f[z_0, z_1, z_2, z_3](x - x_0)^2(x - x_1).$$

Substituting $f[z_0] = f(x_0)$, $f[z_0, z_1] = f'(x_0)$,

$$\begin{aligned} f[z_0, z_1, z_2] &= \frac{f(x_1) - f(x_0) - f'(x_0)(x_1 - x_0)}{x_1 - x_0} \\ f[z_0, z_1, z_2, z_3] &= \frac{f'(x_1)(x_1 - x_0) - 2f(x_1) + 2f(x_0) + f'(x_0)(x_1 - x_0)}{(x_1 - x_0)^3} \end{aligned}$$

into $H(x)$ and simplifying gives

$$H(x) = f(x_0) + f'(x_0)(x - x_0) + \frac{f(x_1) - f(x_0) - f'(x_0)(x_1 - x_0)}{(x_1 - x_0)^2}(x - x_0)^2 \\ + \frac{f'(x_1)(x_1 - x_0) - 2f(x_1) + 2f(x_0) + f'(x_0)(x_1 - x_0)}{(x_1 - x_0)^3}(x - x_0)^2(x - x_1).$$

Thus, $H(x_0) = f(x_0)$ and

$$H(x_1) = f(x_0) + f'(x_0)(x_1 - x_0) + [f(x_1) - f(x_0) - f'(x_0)(x_1 - x_0)] \\ = f(x_1).$$

Further,

$$H'(x) = f'(x_0) + 2 \frac{f(x_1) - f(x_0) - f'(x_0)(x_1 - x_0)}{(x_1 - x_0)^2}(x - x_0) \\ + \frac{f'(x_1)(x_1 - x_0) - 2f(x_1) + 2f(x_0) + f'(x_0)(x_1 - x_0)}{(x_1 - x_0)^3}[2(x - x_0)(x - x_1) + (x - x_0)^2],$$

so

$$H'(x_0) = f'(x_0) \quad \text{and} \\ H'(x_1) = f'(x_0) + \frac{2f(x_1)}{x_1 - x_0} - \frac{2f(x_0)}{x_1 - x_0} - 2f'(x_0) + f'(x_1) - \frac{2f(x_1)}{x_1 - x_0} + \frac{2f(x_0)}{x_1 - x_0} + f'(x_0) \\ = f'(x_1).$$

Thus, H satisfies the requirements of the cubic Hermite polynomial H_3 , and the uniqueness of H_3 implies that $H_3 = H$.

Exercise Set 3.4 (Page 152)

- $S(x) = x$ on $[0, 2]$
- The equations of the respective free cubic splines are

$$S(x) = S_i(x) = a_i + b_i(x - x_i) + c_i(x - x_i)^2 + d_i(x - x_i)^3,$$

for x in $[x_i, x_{i+1}]$, where the coefficients are given in the following tables.

a. i	a_i	b_i	c_i	d_i
0	17.564920	3.13410000	0.00000000	0.00000000

b. i	a_i	b_i	c_i	d_i
0	0.22363362	2.17229175	0.00000000	0.00000000

c. i	a_i	b_i	c_i	d_i
0	-0.02475000	1.03237500	0.00000000	6.50200000
1	0.33493750	2.25150000	4.87650000	-6.50200000

d. i	a_i	b_i	c_i	d_i
0	-0.62049958	3.45508693	0.00000000	-8.9957933
1	-0.28398668	3.18521313	-2.69873800	-0.94630333
2	0.00660095	2.61707643	-2.98262900	9.9420966

5. The equations of the respective clamped cubic splines are

$$s(x) = s_i(x) = a_i + b_i(x - x_i) + c_i(x - x_i)^2 + d_i(x - x_i)^3,$$

for x in $[x_i, x_{i+1}]$, where the coefficients are given in the following tables.

a. i	a_i	b_i	c_i	d_i
0	17.564920	3.1162560	0.0600867	-0.00202222

b. i	a_i	b_i	c_i	d_i
0	0.22363362	2.1691753	0.65914075	-3.2177925

c. i	a_i	b_i	c_i	d_i
0	-0.02475000	0.75100000	2.5010000	1.0000000
1	0.33493750	2.18900000	3.2510000	1.0000000

d. i	a_i	b_i	c_i	d_i
0	-0.62049958	3.5850208	-2.1498407	-0.49077413
1	-0.28398668	3.1403294	-2.2970730	-0.47458360
2	0.006600950	2.6666773	-2.4394481	-0.44980146

7. $b = -1, c = -3, d = 1$

9. $B = \frac{1}{4}, D = \frac{1}{4}, b = -\frac{1}{2}, d = \frac{1}{4}$

11. The equation of the spline is

$$S(x) = S_i(x) = a_i + b_i(x - x_i) + c_i(x - x_i)^2 + d_i(x - x_i)^3,$$

for x in $[x_i, x_{i+1}]$, where the coefficients are given in the following table.

x_i	a_i	b_i	c_i	d_i
0	1.0	-0.7573593	0.0	-6.627417
0.25	0.7071068	-2.0	-4.970563	6.627417
0.5	0.0	-3.242641	0.0	6.627417
0.75	-0.7071068	-2.0	4.970563	-6.627417

$$\int_0^1 S(x) dx = 0.000000, S'(0.5) = -3.24264, \text{ and } S''(0.5) = 0.0$$

13. The equation of the spline is

$$s(x) = s_i(x) = a_i + b_i(x - x_i) + c_i(x - x_i)^2 + d_i(x - x_i)^3,$$

for x in $[x_i, x_{i+1}]$, where the coefficients are given in the following table.

x_i	a_i	b_i	c_i	d_i
0	1.0	0.0	-5.193321	2.028118
0.25	0.7071068	-2.216388	-3.672233	4.896310
0.5	0.0	-3.134447	0.0	4.896310
0.75	-0.7071068	-2.216388	3.672233	2.028118

$$\int_0^1 s(x) dx = 0.000000, \quad s'(0.5) = -3.13445, \quad \text{and} \quad s''(0.5) = 0.0$$

15. Let $f(x) = a + bx + cx^2 + dx^3$. Clearly, f satisfies properties (a), (c), (d), and (e) of Definition 3.10, and f interpolates itself for any choice of x_0, \dots, x_n . Since (ii) of property (f) in Definition 3.10 holds, f must be its own clamped cubic spline. However, $f''(x) = 2c + 6dx$ can be zero only at $x = -c/3d$. Thus, part (i) of property (f) in Definition 3.10 cannot hold at two values x_0 and x_n . Thus, f cannot be a natural cubic spline.
17. The piecewise linear approximation to f is given by

$$F(x) = \begin{cases} 20(e^{0.1} - 1)x + 1, & \text{for } x \text{ in } [0, 0.05] \\ 20(e^{0.2} - e^{0.1})x + 2e^{0.1} - e^{0.2}, & \text{for } x \text{ in } (0.05, 1]. \end{cases}$$

We have

$$\int_0^{0.1} F(x) dx = 0.1107936 \quad \text{and} \quad \int_0^{0.1} f(x) dx = 0.1107014.$$

21. a. On $[0, 0.05]$, we have $s(x) = 1.000000 + 1.999999x + 1.998302x^2 + 1.401310x^3$, and on $(0.05, 0.1]$, we have $s(x) = 1.105170 + 2.210340(x - 0.05) + 2.208498(x - 0.05)^2 + 1.548758(x - 0.05)^3$.
- b. $\int_0^{0.1} s(x) dx = 0.110701$
- c. 1.6×10^{-7}
- d. On $[0, 0.05]$, we have $S(x) = 1 + 2.04811x + 22.12184x^3$, and on $(0.05, 0.1]$, we have $S(x) = 1.105171 + 2.214028(x - 0.05) + 3.318277(x - 0.05)^2 - 22.12184(x - 0.05)^3$. $S(0.02) = 1.041139$ and $S(0.02) = 1.040811$.

23.

$$S(x) = \begin{cases} 2x - x^2, & 0 \leq x \leq 1 \\ 1 + (x - 1)^2, & 1 \leq x \leq 2 \end{cases}$$

25. The spline has the equation

$$s(x) = s_i(x) = a_i + b_i(x - x_i) + c_i(x - x_i)^2 + d_i(x - x_i)^3,$$

for x in $[x_i, x_{i+1}]$, where the coefficients are given in the following table.

x_i	a_i	b_i	c_i	d_i
0	0	75	-0.659292	0.219764
3	225	76.9779	1.31858	-0.153761
5	383	80.4071	0.396018	-0.177237
8	623	77.9978	-1.19912	0.0799115

The spline predicts a position of $s(10) = 774.84$ ft and a speed of $s'(10) = 74.16$ ft/s. To maximize the speed, we find the single critical point of $s'(x)$, and compare the values of $s(x)$ at this point and the endpoints. We find that $\max s'(x) = s'(5.7448) = 80.7$ ft/s = 55.02 mi/h. The speed 55 mi/h was first exceeded at approximately 5.5 s.

27. The equation of the spline is

$$S(x) = S_i(x) = a_i + b_i(x - x_i) + c_i(x - x_i)^2 + d_i(x - x_i)^3,$$

for x in $[x_i, x_{i+1}]$, where the coefficients are given in the following table.

Sample 1					Sample 2			
x_i	a_i	b_i	c_i	d_i	a_i	b_i	c_i	d_i
0	6.67	-0.44687	0	0.06176	6.67	1.6629	0	-0.00249
6	17.33	6.2237	1.1118	-0.27099	16.11	1.3943	-0.04477	-0.03251
10	42.67	2.1104	-2.1401	0.28109	18.89	-0.52442	-0.43490	0.05916
13	37.33	-3.1406	0.38974	-0.01411	15.00	-1.5365	0.09756	0.00226
17	30.10	-0.70021	0.22036	-0.02491	10.56	-0.64732	0.12473	-0.01113
20	29.31	-0.05069	-0.00386	0.00016	9.44	-0.19955	0.02453	-0.00102

29. The three natural splines have equations of the form

$$S_i(x) = a_i + b_i(x - x_i) + c_i(x - x_i)^2 + d_i(x - x_i)^3,$$

for x in $[x_i, x_{i+1}]$, where the values of the coefficients are given in the following tables.

Spline 1					
i	x_i	$a_i = f(x_i)$	b_i	c_i	d_i
0	1	3.0	0.786	0.0	-0.086
1	2	3.7	0.529	-0.257	0.034
2	5	3.9	-0.086	0.052	0.334
3	6	4.2	1.019	1.053	-0.572
4	7	5.7	1.408	-0.664	0.156
5	8	6.6	0.547	-0.197	0.024
6	10	7.1	0.049	-0.052	-0.003
7	13	6.7	-0.342	-0.078	0.007
8	17	4.5			

Spline 2					
i	x_i	$a_i = f(x_i)$	b_i	c_i	d_i
0	17	4.5	1.106	0.0	-0.030
1	20	7.0	0.289	-0.272	0.025
2	23	6.1	-0.660	-0.044	0.204
3	24	5.6	-0.137	0.567	-0.230
4	25	5.8	0.306	-0.124	-0.089
5	27	5.2	-1.263	-0.660	0.314
6	27.7	4.1			

Spline 3					
i	x_i	$a_i = f(x_i)$	b_i	c_i	d_i
0	27.7	4.1	0.749	0.0	-0.910
1	28	4.3	0.503	-0.819	0.116
2	29	4.1	-0.787	-0.470	0.157
3	30	3.0			

Exercise Set 3.5 (Page 162)

1. a. $x(t) = -10t^3 + 14t^2 + t$, $y(t) = -2t^3 + 3t^2 + t$
 b. $x(t) = -10t^3 + 14.5t^2 + 0.5t$, $y(t) = -3t^3 + 4.5t^2 + 0.5t$
 c. $x(t) = -10t^3 + 14t^2 + t$, $y(t) = -4t^3 + 5t^2 + t$
 d. $x(t) = -10t^3 + 13t^2 + 2t$, $y(t) = 2t$
3. a. $x(t) = -11.5t^3 + 15t^2 + 1.5t + 1$, $y(t) = -4.25t^3 + 4.5t^2 + 0.75t + 1$
 b. $x(t) = -6.25t^3 + 10.5t^2 + 0.75t + 1$, $y(t) = -3.5t^3 + 3t^2 + 1.5t + 1$
 c. For t between $(0, 0)$ and $(4, 6)$, we have

$$x(t) = -5t^3 + 7.5t^2 + 1.5t, \quad y(t) = -13.5t^3 + 18t^2 + 1.5t,$$

and for t between $(4, 6)$ and $(6, 1)$, we have

$$x(t) = -5.5t^3 + 6t^2 + 1.5t + 4, \quad y(t) = 4t^3 - 6t^2 - 3t + 6.$$

- d. For t between $(0, 0)$ and $(2, 1)$, we have

$$x(t) = -5.5t^3 + 6t^2 + 1.5t, \quad y(t) = -0.5t^3 + 1.5t,$$

for t between $(2, 1)$ and $(4, 0)$, we have

$$x(t) = -4t^3 + 3t^2 + 3t + 2, \quad y(t) = -t^3 + 1,$$

and for t between $(4, 0)$ and $(6, -1)$, we have

$$x(t) = -8.5t^3 + 13.5t^2 - 3t + 4, \quad y(t) = -3.25t^3 + 5.25t^2 - 3t.$$

Exercise Set 4.1 (Page 175)

1. From the forward-backward difference formula (4.1), we have the following approximations:
 - a. $f'(0.5) \approx 0.8520$, $f'(0.6) \approx 0.8520$, $f'(0.7) \approx 0.7960$
 - b. $f'(0.0) \approx 3.7070$, $f'(0.2) \approx 3.1520$, $f'(0.4) \approx 3.1520$
3. For the endpoints of the tables, we use Formula (4.4). The other approximations come from Formula (4.5).
 - a. $f'(1.1) \approx 17.769705$, $f'(1.2) \approx 22.193635$, $f'(1.3) \approx 27.107350$, $f'(1.4) \approx 32.150850$
 - b. $f'(8.1) \approx 3.092050$, $f'(8.3) \approx 3.116150$, $f'(8.5) \approx 3.139975$, $f'(8.7) \approx 3.163525$
 - c. $f'(2.9) \approx 5.101375$, $f'(3.0) \approx 6.654785$, $f'(3.1) \approx 8.216330$, $f'(3.2) \approx 9.786010$
 - d. $f'(2.0) \approx 0.13533150$, $f'(2.1) \approx -0.09989550$, $f'(2.2) \approx -0.3298960$, $f'(2.3) \approx -0.5546700$
5. The approximations and the formulas used are:
 - a. $f'(2.1) \approx 3.899344$ from (4.7) $f'(2.2) \approx 2.876876$ from (4.7) $f'(2.3) \approx 2.249704$ from (4.6)
 $f'(2.4) \approx 1.837756$ from (4.6) $f'(2.5) \approx 1.544210$ from (4.7) $f'(2.6) \approx 1.355496$ from (4.7)
 - b. $f'(-3.0) \approx -5.877358$ from (4.7) $f'(-2.8) \approx -5.468933$ from (4.7) $f'(-2.6) \approx -5.059884$ from (4.6)
 $f'(-2.4) \approx -4.650223$ from (4.6) $f'(-2.2) \approx -4.239911$ from (4.7) $f'(-2.0) \approx -3.828853$ from (4.7)
7. $f'(3) \approx \frac{1}{12}[f(1) - 8f(2) + 8f(4) - f(5)] = 0.21062$, with an error bound given by

$$\max_{1 \leq x \leq 5} \frac{|f^{(5)}(x)|h^4}{30} \leq \frac{23}{30} = 0.7\bar{6}.$$

9. From the forward-backward difference formula (4.1), we have the following approximations:
 - a. $f'(0.5) \approx 0.852$, $f'(0.6) \approx 0.852$, $f'(0.7) \approx 0.7960$
 - b. $f'(0.0) \approx 3.707$, $f'(0.2) \approx 3.153$, $f'(0.4) \approx 3.153$

11. For the endpoints of the tables, we use Formula (4.7). The other approximations come from Formula (4.6).

a. $f'(2.1) \approx 3.884$ $f'(2.2) \approx 2.896$ $f'(2.3) \approx 2.249$ $f'(2.4) \approx 1.836$ $f'(2.5) \approx 1.550$ $f'(2.6) \approx 1.348$

b. $f'(-3.0) \approx -5.883$ $f'(-2.8) \approx -5.467$ $f'(-2.6) \approx -5.059$ $f'(-2.4) \approx -4.650$ $f'(-2.2) \approx -4.208$
 $f'(-2.0) \approx -3.875$

13. The approximation is -4.8×10^{-9} . $f''(0.5) = 0$. The error bound is 0.35874. The method is very accurate since the function is symmetric about $x = 0.5$.

15. a. $f'(0.2) \approx -0.1951027$ b. $f'(1.0) \approx -1.541415$ c. $f'(0.6) \approx -0.6824175$

17. $f'(0.4) \approx -0.4249840$ and $f'(0.8) \approx -1.032772$.

19. The three-point formulas give the results in the following table.

Time	0	3	5	8	10	13
Speed	79	82.4	74.2	76.8	69.4	71.2

21. The approximations eventually become zero since the numerator becomes zero.

23. Since $e'(h) = -\varepsilon/h^2 + hM/3$, we have $e'(h) = 0$ if and only if $h = \sqrt[3]{3\varepsilon/M}$. Also, $e'(h) < 0$ if $h < \sqrt[3]{3\varepsilon/M}$ and $e'(h) > 0$ if $h > \sqrt[3]{3\varepsilon/M}$, so an absolute minimum for $e(h)$ occurs at $h = \sqrt[3]{3\varepsilon/M}$.

Exercise Set 4.2 (Page 184)

1. a. $f'(1) \approx 1.0000109$ b. $f'(0) \approx 2.0000000$ c. $f'(1.05) \approx 2.2751459$ d. $f'(2.3) \approx -19.646799$

3. a. $f'(1) \approx 1.001$ b. $f'(0) \approx 1.999$ c. $f'(1.05) \approx 2.283$ d. $f'(2.3) \approx -19.61$

5. $\int_0^\pi \sin x \, dx \approx 1.9999999$

9. Let $N_2(h) = N\left(\frac{h}{3}\right) + \left(\frac{N\left(\frac{h}{3}\right) - N(h)}{2}\right)$ and $N_3(h) = N_2\left(\frac{h}{3}\right) + \left(\frac{N_2\left(\frac{h}{3}\right) - N_2(h)}{8}\right)$. Then $N_3(h)$ is an $O(h^3)$ approximation to M .

11. Let $N(h) = (1+h)^{1/h}$, $N_2(h) = 2N\left(\frac{h}{2}\right) - N(h)$, $N_3(h) = N_2\left(\frac{h}{2}\right) + \frac{1}{3}(N_2\left(\frac{h}{2}\right) - N_2(h))$.

a. $N(0.04) = 2.665836331$, $N(0.02) = 2.691588029$, $N(0.01) = 2.704813829$

b. $N_2(0.04) = 2.717339727$, $N_2(0.02) = 2.718039629$. The $O(h^3)$ approximation is $N_3(0.04) = 2.718272931$.

c. Yes, since the errors seem proportioned to h for $N(h)$, to h^2 for $N_2(h)$, and to h^3 for $N_3(h)$.

15. c.

k	4	8	16	32	64	128	256	512
p_k	$2\sqrt{2}$	3.0614675	3.1214452	3.1365485	3.1403312	3.1412723	3.1415138	3.1415729
P_k	4	3.3137085	3.1825979	3.1517249	3.144184	3.1422236	3.1417504	3.1416321

e. Values of p_k and P_k are given in the following tables, together with the extrapolation results:

For p_k

2.8284271								
3.0614675	3.1391476							
3.1214452	3.1414377	3.1415904						
3.1365485	3.1415829	3.1415926	3.1415927					
3.1403312	3.1415921	3.1415927	3.1415927	3.1415927	3.1415927			

For P_k

4								
3.3137085	3.0849447							
3.1825979	3.1388943	3.1424910						
3.1517249	3.1414339	3.1416032	3.1415891					
3.1441184	3.1415829	3.1415928	3.1415926	3.1415927				

Exercise Set 4.3 (Page 195)

1. The Trapezoidal rule gives the following approximations. a. 0.265625 b. -0.2678571 c. -0.17776434
d. 0.1839397 e. -0.8666667 f. -0.1777643 g. 0.2180895 h. 4.1432597
3. Simpson's rule gives the following approximations. a. 0.1940104 b. -0.2670635 c. 0.1922453
d. 0.16240168 e. -0.7391053 f. -0.1768216 g. 0.1513826 h. 2.5836964
5. The Midpoint rule gives the following approximations. a. 0.1582031 b. -0.2666667 c. 0.1743309
d. 0.1516327 e. -0.6753247 f. -0.1768200 g. 0.1180292 h. 1.8039148
7. $f(1) = \frac{1}{2}$
9. The degree of precision is 3.
11. $c_0 = \frac{1}{3}$, $c_1 = \frac{4}{3}$, $c_2 = \frac{1}{3}$
13. $c_0 = c_1 = \frac{1}{2}$ gives the highest degree of precision, 1.
15. The following approximations are obtained from Formula (4.23) through Formula (4.30), respectively.
 - a. 0.1024404, 0.1024598, 0.1024598, 0.1024598, 0.1024695, 0.1024663, 0.1024598, and 0.1024598
 - b. 0.7853982, 0.7853982, 0.7853982, 0.7853982, 0.7853982, 0.7853982, 0.7853982, and 0.7853982
 - c. 1.497171, 1.477536, 1.477529, 1.477523, 1.467719, 1.470981, 1.477512, and 1.477515
 - d. 4.950000, 2.740909, 2.563393, 2.385700, 1.636364, 1.767857, 2.074893, and 2.116379
 - e. 3.293182, 2.407901, 2.359772, 2.314751, 1.965260, 2.048634, 2.233251, and 2.249001
 - f. 0.5000000, 0.6958004, 0.7126032, 0.7306341, 0.7937005, 0.7834709, 0.7611137, and 0.7593572
17. The errors in Exercise 16 are 1.6×10^{-6} , 5.3×10^{-8} , -6.7×10^{-7} , -7.2×10^{-7} , and -1.3×10^{-6} , respectively.
19. If $E(x^k) = 0$, for all $k = 0, 1, \dots, n$ and $E(x^{n+1}) \neq 0$, then with $p_{n+1}(x) = x^{n+1}$, we have a polynomial of degree $n + 1$ for which $E(p_{n+1}(x)) \neq 0$. Let $p(x) = a_n x^n + \dots + a_1 x + a_0$ be any polynomial of degree less than or equal to n . Then $E(p(x)) = a_n E(x^n) + \dots + a_1 E(x) + a_0 E(1) = 0$. Conversely, if $E(p(x)) = 0$, for all polynomials of degree less than or equal to n , it follows that $E(x^k) = 0$, for all $k = 0, 1, \dots, n$. Let $p_{n+1}(x) = a_{n+1} x^{n+1} + \dots + a_0$ be a polynomial of degree $n + 1$ for which $E(p_{n+1}(x)) \neq 0$. Since $a_{n+1} \neq 0$, we have

$$x^{n+1} = \frac{1}{a_{n+1}} p_{n+1}(x) - \frac{a_n}{a_{n+1}} x^n - \dots - \frac{a_0}{a_{n+1}}.$$

Then

$$\begin{aligned} E(x^{n+1}) &= \frac{1}{a_{n+1}} E(p_{n+1}(x)) - \frac{a_n}{a_{n+1}} E(x^n) - \dots - \frac{a_0}{a_{n+1}} E(1) \\ &= \frac{1}{a_{n+1}} E(p_{n+1}(x)) \neq 0. \end{aligned}$$

Thus, the quadrature formula has degree of precision n .

Exercise Set 4.4 (Page 203)

1. The Composite Trapezoidal rule approximations are: a. 0.639900 b. 31.3653 c. 0.784241 d. -6.42872
e. -13.5760 f. 0.476977 g. 0.605498 h. 0.970926
3. The Composite Midpoint rule approximations are: a. 0.633096 b. 11.1568 c. 0.786700 d. -6.11274
e. -14.9985 f. 0.478751 g. 0.602961 h. 0.947868
5. $\alpha = 0.75$
7. a. The Composite Trapezoidal rule requires $h < 0.000922295$ and $n \geq 2168$.
b. The Composite Simpson's rule requires $h < 0.037658$ and $n \geq 54$.
c. The Composite Midpoint rule requires $h < 0.00065216$ and $n \geq 3066$.

9. a. The Composite Trapezoidal rule requires $h < 0.04382$ and $n \geq 46$. The approximation is 0.405471.
 b. The Composite Simpson's rule requires $h < 0.44267$ and $n \geq 6$. The approximation is 0.405466.
 c. The Composite Midpoint rule requires $h < 0.03098$ and $n \geq 64$. The approximation is 0.405460.
11. a. Because the right and left limits at 0.1 and 0.2 for f , f' , and f'' are the same, the functions are continuous on $[0, 0.3]$. However,

$$f'''(x) = \begin{cases} 6, & 0 \leq x \leq 0.1 \\ 12, & 0.1 < x \leq 0.2 \\ 12, & 0.2 < x \leq 0.3 \end{cases}$$

is discontinuous at $x = 0.1$.

- b. We have 0.302506 with an error bound of 1.9×10^{-4} .
 c. We have 0.302425, and the value of the actual integral is the same.
13. a. For the Composite Trapezoidal rule, we have

$$E(f) = -\frac{h^3}{12} \sum_{j=1}^n f''(\xi_j) = -\frac{h^2}{12} \sum_{j=1}^n f''(\xi_j)h = -\frac{h^2}{12} \sum_{j=1}^n f''(\xi_j)\Delta x_j,$$

where $\Delta x_j = x_{j+1} - x_j = h$ for each j . Since $\sum_{j=1}^n f''(\xi_j)\Delta x_j$ is a Riemann sum for $\int_a^b f''(x) dx = f'(b) - f'(a)$, we have

$$E(f) \approx -\frac{h^2}{12}[f'(b) - f'(a)].$$

- b. For the Composite Midpoint rule, we have

$$E(f) = \frac{h^3}{3} \sum_{j=1}^{n/2} f''(\xi_j) = \frac{h^2}{6} \sum_{j=1}^{n/2} f''(\xi_j)(2h).$$

But $\sum_{j=1}^{n/2} f''(\xi_j)(2h)$ is a Riemann sum for $\int_a^b f''(x) dx = f'(b) - f'(a)$, so

$$E(f) \approx \frac{h^2}{6}[f'(b) - f'(a)].$$

15. a. The estimate using the Composite Trapezoidal rule is $-\frac{1}{2}h^2 \ln 2 = -6.296 \times 10^{-6}$.
 b. The estimate using the Composite Simpson's rule is $-\frac{1}{240}h^2 = -3.75 \times 10^{-6}$.
 c. The estimate using the Composite Midpoint rule is $\frac{1}{6}h^2 \ln 2 = 6.932 \times 10^{-6}$.
17. The length is approximately 15.8655.
19. Composite Simpson's rule with $h = 0.25$ gives 2.61972 s.
21. The length is approximately 58.47082, using $n = 100$ in the Composite Simpson's rule.

Exercise Set 4.5 (Page 211)

1. Romberg integration gives $R_{3,3}$ as follows: a. 0.1922593 b. 0.1606105 c. -0.1768200 d. 0.08875677
 e. 2.5879685 f. -0.7341567 g. 0.6362135 h. 0.6426970
3. Romberg integration gives: a. 0.19225936 with $n = 4$ b. 0.16060279 with $n = 5$ c. -0.17682002 with $n = 4$
 d. 0.088755284 with $n = 5$ e. 2.5886286 with $n = 6$ f. -0.73396918 with $n = 6$ g. 0.63621335 with $n = 4$
 h. 0.64269908 with $n = 5$
5. $R_{33} = 11.5246$
7. $f(2.5) \approx 0.43459$

9. $R_{31} = 5$

11. We have

$$\begin{aligned}
 R_{k,2} &= \frac{4R_{k,1} - R_{k-1,1}}{3} \\
 &= \frac{1}{3} \left[R_{k-1,1} + 2h_{k-1} \sum_{i=1}^{2^{k-2}} f(a + (i - 1/2)h_{k-1}) \right], \quad \text{from (4.35),} \\
 &= \frac{1}{3} \left[\frac{h_{k-1}}{2} (f(a) + f(b)) + h_{k-1} \sum_{i=1}^{2^{k-2}-1} f(a + ih_{k-1}) \right. \\
 &\quad \left. + 2h_{k-1} \sum_{i=1}^{2^{k-2}} f(a + (i - 1/2)h_{k-1}) \right], \quad \text{from (4.34) with } k - 1 \text{ instead of } k, \\
 &= \frac{1}{3} \left[h_k (f(a) + f(b)) + 2h_k \sum_{i=1}^{2^{k-2}-1} f(a + 2ih_k) + 4h_k \sum_{i=1}^{2^{k-2}} f(a + (2i - 1)h) \right] \\
 &= \frac{h}{3} \left[f(a) + f(b) + 2 \sum_{i=1}^{M-1} f(a + 2ih) + 4 \sum_{i=1}^M f(a + (2i - 1)h) \right],
 \end{aligned}$$

where $h = h_k$ and $M = 2^{k-2}$.

13. Equation (4.35) follows from

$$\begin{aligned}
 R_{k,1} &= \frac{h_k}{2} \left[f(a) + f(b) + 2 \sum_{i=1}^{2^{k-1}-1} f(a + ih_k) \right] \\
 &= \frac{h_k}{2} \left[f(a) + f(b) + 2 \sum_{i=1}^{2^{k-1}-1} f(a + \frac{i}{2}h_{k-1}) \right] \\
 &= \frac{h_k}{2} \left[f(a) + f(b) + 2 \sum_{i=1}^{2^{k-1}-1} f(a + ih_{k-1}) + 2 \sum_{i=1}^{2^{k-2}} f(a + (i - 1/2)h_{k-1}) \right] \\
 &= \frac{1}{2} \left\{ \frac{h_{k-1}}{2} \left[f(a) + f(b) + 2 \sum_{i=1}^{2^{k-2}-1} f(a + ih_{k-1}) \right] + h_{k-1} \sum_{i=1}^{2^{k-2}} f(a + (i - 1/2)h_{k-1}) \right\} \\
 &= \frac{1}{2} \left[R_{k-1,1} + h_{k-1} \sum_{i=1}^{2^{k-2}} f(a + (i - 1/2)h_{k-1}) \right].
 \end{aligned}$$

Exercise Set 4.6 (Page 219)

1. Simpson's rule gives

a. $S(1, 1.5) = 0.19224530$, $S(1, 1.25) = 0.039372434$, $S(1.25, 1.5) = 0.15288602$, and the actual value is 0.19225935.

b. $S(0, 1) = 0.16240168$, $S(0, 0.5) = 0.028861071$, $S(0.5, 1) = 0.13186140$, and the actual value is 0.16060279.

c. $S(0, 0.35) = -0.17682156$, $S(0, 0.175) = -0.087724382$, $S(0.175, 0.35) = -0.089095736$, and the actual value is -0.17682002 .

- d. $S(0, \frac{\pi}{4}) = 0.087995669$, $S(0, \frac{\pi}{8}) = 0.0058315797$, $S(\frac{\pi}{8}, \frac{\pi}{4}) = 0.082877624$, and the actual value is 0.088755285.
- e. $S(0, \frac{\pi}{4}) = 2.5836964$, $S(0, \frac{\pi}{8}) = 0.33088926$, $S(\frac{\pi}{8}, \frac{\pi}{4}) = 2.2568121$, and the actual value is 2.5886286.
- f. $S(1, 1.6) = -0.73910533$, $S(1, 1.3) = -0.26141244$, $S(1.3, 1.6) = -0.47305351$, and the actual value is -0.73396917 .
- g. $S(3, 3.5) = 0.63623873$, $S(3, 3.25) = 0.32567095$, $S(3.25, 3.5) = 0.31054412$, and the actual value is 0.63621334.
- h. $S(0, \frac{\pi}{4}) = 0.64326905$, $S(0, \frac{\pi}{8}) = 0.37315002$, $S(\frac{\pi}{8}, \frac{\pi}{4}) = 0.26958270$, and the actual value is 0.64269908.
3. Adaptive quadrature gives: a. 108.555281 b. -1724.966983 c. -15.306308 d. -18.945949
5. Adaptive quadrature gives

$$\int_{0.1}^2 \sin \frac{1}{x} dx = 1.1454 \quad \text{and} \quad \int_{0.1}^2 \cos \frac{1}{x} dx = 0.67378.$$

7. $\int_0^{2\pi} u(t) dt \approx 0.00001$

t	c(t)	s(t)
0.1	0.0999975	0.000523589
0.2	0.199921	0.00418759
0.3	0.299399	0.0141166
0.4	0.397475	0.0333568
0.5	0.492327	0.0647203
0.6	0.581061	0.110498
0.7	0.659650	0.172129
0.8	0.722844	0.249325
0.9	0.764972	0.339747
1.0	0.779880	0.438245

Exercise Set 4.7 (Page 226)

1. Gaussian quadrature gives: a. 0.1922687 b. 0.1594104 c. -0.1768190 d. 0.08926302 e. 2.5913247
f. -0.7307230 g. 0.6361966 h. 0.6423172
3. Gaussian quadrature gives: a. 0.1922594 b. 0.1606028 c. -0.1768200 d. 0.08875529 e. 2.5886327
f. -0.7339604 g. 0.6362133 h. 0.6426991
5. $a = 1$, $b = 1$, $c = \frac{1}{3}$, $d = -\frac{1}{3}$

Exercise Set 4.8 (Page 239)

1. Algorithm 4.4 with $n = m = 4$ gives: a. 0.3115733 b. 0.2552526 c. 16.50864 d. 1.476684
3. Algorithm 4.4 with $n = 4$ and $m = 8$, $n = 8$ and $m = 4$, and $n = m = 6$ gives:
a. 0.5119875, 0.5118533, 0.5118722
b. 1.718857, 1.718220, 1.718385
c. 1.001953, 1.000122, 1.000386
d. 0.7838542, 0.7833659, 0.7834362
e. -1.985611 , -1.999182 , -1.997353
f. 2.004596, 2.000879, 2.000980
g. 0.3084277, 0.3084562, 0.3084323
h. -22.61612 , -19.85408 , -20.14117

5. Algorithm 4.5 with $n = m = 2$ gives: a. 0.3115733 b. 0.2552446 c. 16.50863 d. 1.488875
7. Algorithm 4.5 with $n = m = 3$, $n = 3$ and $m = 4$, $n = 4$ and $m = 3$, and $n = m = 4$ gives:
- a. 0.5118655, 0.5118445, 0.5118655, 0.5118445, 2.1×10^{-5} , 1.3×10^{-7} , 2.1×10^{-5} , 1.3×10^{-7}
- b. 1.718163, 1.718302, 1.718139, 1.718277, 1.2×10^{-4} , 2.0×10^{-5} , 1.4×10^{-4} , 4.8×10^{-6}
- c. 1.000000, 1.000000, 1.000000, 1.000000, 0, 0, 0, 0
- d. 0.7833333, 0.7833333, 0.7833333, 0.7833333, 0, 0, 0, 0
- e. -1.991878 , -2.000124 , -1.991878 , -2.000124 , 8.1×10^{-3} , 1.2×10^{-4} , 8.1×10^{-3} , 1.2×10^{-4}
- f. 2.001494, 2.000080, 2.001388, 1.999984, 1.5×10^{-3} , 8×10^{-5} , 1.4×10^{-3} , 1.6×10^{-5}
- g. 0.3084151, 0.3084145, 0.3084246, 0.3084245, 10^{-5} , 5.5×10^{-7} , 1.1×10^{-5} , 6.4×10^{-7}
- h. -12.74790 , -21.21539 , -11.83624 , -20.30373 , 7.0, 1.5, 7.9, 0.564
9. Algorithm 4.4 with $n = m = 14$ gives 0.1479103, and Algorithm 4.5 with $n = m = 4$ gives 0.1506823.
11. The approximation to the center of mass is (\bar{x}, \bar{y}) , where $\bar{x} = 0.3806333$ and $\bar{y} = 0.3822558$.
13. The area is approximately 1.0402528.
15. Algorithm 4.6 with $n = m = p = 2$ gives the first listed value. The second is the exact result.
- a. 5.204036, $e(e^{0.5} - 1)(e - 1)^2$
- b. 0.08429784, $\frac{1}{12}$
- c. 0.08641975, $\frac{1}{14}$
- d. 0.09722222, $\frac{1}{12}$
- e. 7.103932, $2 + \frac{1}{2}\pi^2$
- f. 1.428074, $\frac{1}{2}(e^2 + 1) - e$
17. Algorithm 4.6 with $n = m = p = 4$ gives the first listed value. The second is from Algorithm 4.6 with $n = m = p = 5$.
- a. 5.206447, 5.206447
- b. 0.08333333, 0.08333333
- c. 0.07142857, 0.07142857
- d. 0.08333333, 0.08333333
- e. 6.934912, 6.934801
- f. 1.476207, 1.476246
19. The approximation 20.41887 requires 125 functional evaluations.

Exercise Set 4.9 (Page 245)

1. The Composite Simpson's rule gives: a. 0.5284163 b. 4.266654 c. 0.4329748 d. 0.8802210
3. The Composite Simpson's rule gives: a. 0.4112649 b. 0.2440679 c. 0.05501681 d. 0.2903746
5. The escape velocity is approximately 6.9450 mi/s.
7. a. $\int_0^{\infty} e^{-x} f(x) dx \approx 0.8535534 f(0.5857864) + 0.1464466 f(3.4142136)$
- b. $\int_0^{\infty} e^{-x} f(x) dx \approx 0.7110930 f(0.4157746) + 0.2785177 f(2.2942804) + 0.0103893 f(6.2899451)$
9. $n = 2$: 2.9865139
 $n = 3$: 2.9958198

Exercise Set 5.1 (Page 255)

1. a. Since $f(t, y) = y \cos t$, we have $\frac{\partial f}{\partial y}(t, y) = \cos t$, and f satisfies a Lipschitz condition in y with $L = 1$ on

$$D = \{(t, y) | 0 \leq t \leq 1, -\infty < y < \infty\}.$$

Also, f is continuous on D , so there exists a unique solution, which is $y(t) = e^{\sin t}$.

- b. Since $f(t, y) = \frac{2}{t}y + t^2e^t$, we have $\frac{\partial f}{\partial y} = \frac{2}{t}$, and f satisfies a Lipschitz condition in y with $L = 2$ on

$$D = \{(t, y) | 1 \leq t \leq 2, -\infty < y < \infty\}.$$

Also, f is continuous on D , so there exists a unique solution, which is $y(t) = t^2(e^t - e)$.

- c. Since $f(t, y) = -\frac{2}{t}y + t^2e^t$, we have $\frac{\partial f}{\partial y} = -\frac{2}{t}$, and f satisfies a Lipschitz condition in y with $L = 2$ on

$$D = \{(t, y) | 1 \leq t \leq 2, -\infty < y < \infty\}.$$

Also, f is continuous on D , so there exists a unique solution, which is

$$y(t) = (t^4e^t - 4t^3e^t + 12t^2e^t - 24te^t + 24e^t + (\sqrt{2} - 9)e)/t^2.$$

- d. Since $f(t, y) = \frac{4t^3y}{1+t^4}$, we have $\frac{\partial f}{\partial y} = \frac{4t^3}{1+t^4}$, and f satisfies a Lipschitz condition in y with $L = 2$ on

$$D = \{(t, y) | 0 \leq t \leq 1, -\infty < y < \infty\}.$$

Also, f is continuous on D , so there exists a unique solution, which is $y(t) = 1 + t^4$.

3. a. Differentiating $y^3t + yt = 2$ gives $3y^2y't + y^3 + y't + y = 0$. Solving for y' gives the original differential equation, and setting $t = 1$ and $y = 1$ verifies the initial condition. To approximate $y(2)$, use Newton's method to solve the equation $y^3 + y - 1 = 0$. This gives $y(2) \approx 0.6823278$.
- b. Differentiating $y \sin t + t^2e^y + 2y - 1 = 0$ gives $y' \sin t + y \cos t + 2te^y + t^2e^yy' + 2y' = 0$. Solving for y' gives the original differential equation, and setting $t = 1$ and $y = 0$ verifies the initial condition. To approximate $y(2)$, use Newton's method to solve the equation $(2 + \sin 2)y + 4e^y - 1 = 0$. This gives $y(2) \approx -0.4946599$.
5. Let (t_1, y_1) and (t_2, y_2) be in D , with $a \leq t_1 \leq b$, $a \leq t_2 \leq b$, $-\infty < y_1 < \infty$, and $-\infty < y_2 < \infty$. For $0 \leq \lambda \leq 1$, we have $(1 - \lambda)a \leq (1 - \lambda)t_1 \leq (1 - \lambda)b$ and $\lambda a \leq \lambda t_2 \leq \lambda b$. Hence, $a = (1 - \lambda)a + \lambda a \leq (1 - \lambda)t_1 + \lambda t_2 \leq (1 - \lambda)b + \lambda b = b$. Also, $-\infty < (1 - \lambda)y_1 + \lambda y_2 < \infty$, so D is convex.
7. a. Since $y' = f(t, y(t))$, we have

$$\int_a^t y'(z) dz = \int_a^t f(z, y(z)) dz.$$

So

$$y(t) - y(a) = \int_a^t f(z, y(z)) dz$$

and

$$y(t) = \alpha + \int_a^t f(z, y(z)) dz.$$

The iterative method follows from this equation.

- b. We have $y_0(t) = 1$, $y_1(t) = 1 + \frac{1}{2}t^2$, $y_2(t) = 1 + \frac{1}{2}t^2 - \frac{1}{6}t^3$, and $y_3(t) = 1 + \frac{1}{2}t^2 - \frac{1}{6}t^3 + \frac{1}{24}t^4$.
- c. We have $y(t) = 1 + \frac{1}{2}t^2 - \frac{1}{6}t^3 + \frac{1}{24}t^4 - \frac{1}{120}t^5 + \dots$.

Exercise Set 5.2 (Page 263)

1. Euler's method gives the approximations in the following table.

a. i	t_i	w_i	$y(t_i)$
1	0.500	0.0000000	0.2836165
2	1.000	1.1204223	3.2190993

b. i	t_i	w_i	$y(t_i)$
1	2.500	2.0000000	1.8333333
2	3.000	2.6250000	2.5000000

c. i	t_i	w_i	$y(t_i)$
1	1.250	2.7500000	2.7789294
2	1.500	3.5500000	3.6081977
3	1.750	4.3916667	4.4793276
4	2.000	5.2690476	5.3862944

d. i	t_i	w_i	$y(t_i)$
1	0.250	1.2500000	1.3291498
2	0.500	1.6398053	1.7304898
3	0.750	2.0242547	2.0414720
4	1.000	2.2364573	2.1179795

3. Euler's method gives the approximations in the following tables.

a. i	t_i	w_i	$y(t_i)$
2	1.200	1.0082645	1.0149523
4	1.400	1.0385147	1.0475339
6	1.600	1.0784611	1.0884327
8	1.800	1.1232621	1.1336536
10	2.000	1.1706516	1.1812322

b. i	t_i	w_i	$y(t_i)$
2	1.400	0.4388889	0.4896817
4	1.800	1.0520380	1.1994386
6	2.200	1.8842608	2.2135018
8	2.600	3.0028372	3.6784753
10	3.000	4.5142774	5.8741000

c. i	t_i	w_i	$y(t_i)$
2	0.400	-1.6080000	-1.6200510
4	0.800	-1.3017370	-1.3359632
6	1.200	-1.1274909	-1.1663454
8	1.600	-1.0491191	-1.0783314
10	2.000	-1.0181518	-1.0359724

d. i	t_i	w_i	$y(t_i)$
2	0.2	0.1083333	0.1626265
4	0.4	0.1620833	0.2051118
6	0.6	0.3455208	0.3765957
8	0.8	0.6213802	0.6461052
10	1.0	0.9803451	1.0022460

5. Euler's method gives the approximations in the following table.

a. i	t_i	w_i	$y(t_i)$
1	1.1	0.271828	0.345920
5	1.5	3.18744	3.96767
6	1.6	4.62080	5.70296
9	1.9	11.7480	14.3231
10	2.0	15.3982	18.6831

b. Linear interpolation gives the approximations in the following table.

t	Approximation	$y(t)$	Error
1.04	0.108731	0.119986	0.01126
1.55	3.90412	4.78864	0.8845
1.97	14.3031	17.2793	2.976

c. $h < 0.00064$

7. a. Euler's method produces the following approximation to $y(5) = 5.00674$.

	$h = 0.2$	$h = 0.1$	$h = 0.05$
w_N	5.00377	5.00515	5.00592

b. $h = \sqrt{2 \times 10^{-6}} \approx 0.0014142$.

9. a. $h = 10^{-n/2}$ b. The minimal error is $10^{-n/2}(e - 1) + 5e10^{-n-1}$.

c. t	$w(h = 0.1)$	$w(h = 0.01)$	$y(t)$	Error ($n = 8$)
0.5	0.40951	0.39499	0.39347	1.5×10^{-4}
1.0	0.65132	0.63397	0.63212	3.1×10^{-4}

11. b. $w_{50} = 0.10430 \approx p(50)$ c. Since $p(t) = 1 - 0.99e^{-0.002t}$, $p(50) = 0.10421$.**Exercise Set 5.3 (Page 271)**

1. a. t_i	w_i	$y(t_i)$
0.50	0.12500000	0.28361652
1.00	2.02323897	3.21909932

b. t_i	w_i	$y(t_i)$
2.50	1.75000000	1.83333333
3.00	2.42578125	2.50000000

c. t_i	w_i	$y(t_i)$
1.25	2.78125000	2.77892944
1.50	3.61250000	3.60819766
1.75	4.48541667	4.47932763
2.00	5.39404762	5.38629436

d. t_i	w_i	$y(t_i)$
0.25	1.34375000	1.32914981
0.50	1.77218707	1.73048976
0.75	2.11067606	2.04147203
1.00	2.20164395	2.11797955

3. a. i	t_i	Order 2 w_i	Order 4 w_i	$y(t_i)$
1	1.1	1.214999	1.215883	1.215886
2	1.2	1.465250	1.467561	1.467570

b. i	t_i	Order 2 w_i	Order 4 w_i	$y(t_i)$
1	0.5	0.5000000	0.5156250	0.5158868
2	1.0	1.076858	1.091267	1.091818

c. i	t_i	Order 2 w_i	Order 4 w_i	$y(t_i)$
1	1.5	-2.000000	-2.000000	-1.500000
2	2.0	-1.777776	-1.679012	-1.333333
3	2.5	-1.585732	-1.484493	-1.250000
4	3.0	-1.458882	-1.374440	-1.200000

d.

i	t_i	Order 2 w_i	Order 4 w_i	$y(t_i)$
1	0.25	1.093750	1.086426	1.087088
2	0.50	1.312319	1.288245	1.289805
3	0.75	1.538468	1.512576	1.513490
4	1.0	1.720480	1.701494	1.701870

5. a. Taylor's method of order two gives the results in the following table.

i	t_i	w_i	$y(t_i)$
1	1.1	0.3397852	0.3459199
5	1.5	3.910985	3.967666
6	1.6	5.643081	5.720962
9	1.9	14.15268	14.32308
10	2.0	18.46999	18.68310

b. Linear interpolation gives $y(1.04) \approx 0.1359139$, $y(1.55) \approx 4.777033$, and $y(1.97) \approx 17.17480$. Actual values are $y(1.04) = 0.1199875$, $y(1.55) = 4.788635$, and $y(1.97) = 17.27930$.

c. Taylor's method of order four gives the results in the following table.

i	t_i	w_i
1	1.1	0.3459127
5	1.5	3.967603
6	1.6	5.720875
9	1.9	14.32290
10	2.0	18.68287

d. Cubic Hermite interpolation gives $y(1.04) \approx 0.1199704$, $y(1.55) \approx 4.788527$, and $y(1.97) \approx 17.27904$.

7. a.

i	t_i	Order 2	Order 4
2	0.2	5.86595	5.86433
5	0.5	2.82145	2.81789
7	0.7	0.84926	0.84455
10	1.0	-2.08606	-2.09015

b. 0.8 s

Exercise Set 5.4 (Page 280)

1. a.

t	Modified Euler	$y(t)$
0.5	0.5602111	0.2836165
1.0	5.3014898	3.2190993

b.

t	Modified Euler	$y(t)$
2.5	1.8125000	1.8333333
3.0	2.4815531	2.5000000

c.

t	Modified Euler	$y(t)$
1.25	2.7750000	2.7789294
1.50	3.6008333	3.6081977
1.75	4.4688294	4.4793276
2.00	5.3728586	5.3862944

d.

t	Modified Euler	$y(t)$
0.25	1.3199027	1.3291498
0.50	1.7070300	1.7304898
0.75	2.0053560	2.0414720
1.00	2.0770789	2.1179795

3. a.	t	Midpoint	$y(t)$
	0.5	0.2646250	0.2836165
	1.0	3.1300023	3.2190993

b.	t	Midpoint	$y(t)$
	2.5	1.7812500	1.8333333
	3.0	2.4550638	2.5000000

c.	t	Midpoint	$y(t)$
	1.25	2.7777778	2.7789294
	1.50	3.6060606	3.6081977
	1.75	4.4763015	4.4793276
	2.00	5.3824398	5.3862944

d.	t	Midpoint	$y(t)$
	0.25	1.3337962	1.3291498
	0.50	1.7422854	1.7304898
	0.75	2.0596374	2.0414720
	1.00	2.1385560	2.1179795

5. a. $1.0221167 \approx y(1.25) = 1.0219569$, $1.1640347 \approx y(1.93) = 1.1643901$
 b. $1.9086500 \approx y(2.1) = 1.9249616$, $4.3105913 \approx y(2.75) = 4.3941697$
 c. $-1.1461434 \approx y(1.3) = -1.1382768$, $-1.0454854 \approx y(1.93) = -1.0412665$
 d. $0.3271470 \approx y(0.54) = 0.3140018$, $0.8967073 \approx y(0.94) = 0.8866318$
7. a. $1.0225530 \approx y(1.25) = 1.0219569$, $1.1646155 \approx y(1.93) = 1.1643901$
 b. $1.9132167 \approx y(2.1) = 1.9249616$, $4.3246152 \approx y(2.75) = 4.3941697$
 c. $-1.1441775 \approx y(1.3) = -1.1382768$, $-1.0447403 \approx y(1.93) = -1.0412665$
 d. $0.3251049 \approx y(0.54) = 0.3140018$, $0.8945125 \approx y(0.94) = 0.8866318$
9. a. $1.0227863 \approx y(1.25) = 1.0219569$, $1.1649247 \approx y(1.93) = 1.1643901$
 b. $1.9153749 \approx y(2.1) = 1.9249616$, $4.3312939 \approx y(2.75) = 4.3941697$
 c. $-1.1432070 \approx y(1.3) = -1.1382768$, $-1.0443743 \approx y(1.93) = -1.0412665$
 d. $0.3240839 \approx y(0.54) = 0.3140018$, $0.8934152 \approx y(0.94) = 0.8866318$
11. a. The Runge-Kutta method of order four gives the results in the following tables.

t	Runge-Kutta	$y(t)$
1.2	1.0149520	1.0149523
1.4	1.0475336	1.0475339
1.6	1.0884323	1.0884327
1.8	1.1336532	1.1336536
2.0	1.1812319	1.1812322

b.	t	Runge-Kutta	$y(t)$
	1.4	0.4896842	0.4896817
	1.8	1.1994320	1.1994386
	2.2	2.2134693	2.2135018
	2.6	3.6783790	3.6784753
	3.0	5.8738386	5.8741000

c.	t	Runge-Kutta	$y(t)$
	0.4	-1.6200576	-1.6200510
	0.8	-1.3359824	-1.3359632
	1.2	-1.1663735	-1.1663454
	1.6	-1.0783582	-1.0783314
	2.0	-1.0359922	-1.0359724

d.	t	Runge-Kutta	$y(t)$
	0.2	0.1627655	0.1626265
	0.4	0.2052405	0.2051118
	0.6	0.3766981	0.3765957
	0.8	0.6461896	0.6461052
	1.0	1.0023207	1.0022460

15. In 0.2 s we have approximately 2099 units of KOH.

17. The appropriate constants are $\alpha_1 = \delta_1 = \alpha_2 = \delta_2 = \gamma_2 = \gamma_3 = \gamma_4 = \gamma_5 = \gamma_6 = \gamma_7 = \frac{1}{2}$ and $\alpha_3 = \delta_3 = 1$.

Exercise Set 5.5 (Page 287)

1. The Runge-Kutta-Fehlberg Algorithm gives the results in the following tables.

a. i	t_i	w_i	h_i	y_i
1	0.2093900	0.0298184	0.2093900	0.0298337
3	0.5610469	0.4016438	0.1777496	0.4016860
5	0.8387744	1.5894061	0.1280905	1.5894600
7	1.0000000	3.2190497	0.0486737	3.2190993

b. i	t_i	w_i	h_i	y_i
1	2.2500000	1.4499988	0.2500000	1.4500000
2	2.5000000	1.8333332	0.2500000	1.8333333
3	2.7500000	2.1785718	0.2500000	2.1785714
4	3.0000000	2.5000005	0.2500000	2.5000000

c. i	t_i	w_i	h_i	y_i
1	1.2500000	2.7789299	0.2500000	2.7789294
2	1.5000000	3.6081985	0.2500000	3.6081977
3	1.7500000	4.4793288	0.2500000	4.4793276
4	2.0000000	5.3862958	0.2500000	5.3862944

d. i	t_i	w_i	h_i	y_i
1	0.2500000	1.3291478	0.2500000	1.3291498
2	0.5000000	1.7304857	0.2500000	1.7304898
3	0.7500000	2.0414669	0.2500000	2.0414720
4	1.0000000	2.1179750	0.2500000	2.1179795

3. The Runge-Kutta-Fehlberg Algorithm gives the results in the following tables.

a. i	t_i	w_i	h_i	y_i
1	1.1101946	1.0051237	0.1101946	1.0051237
5	1.7470584	1.1213948	0.2180472	1.1213947
7	2.3994350	1.2795396	0.3707934	1.2795395
11	4.0000000	1.6762393	0.1014853	1.6762391

b. i	t_i	w_i	h_i	y_i
4	1.5482238	0.7234123	0.1256486	0.7234119
7	1.8847226	1.3851234	0.1073571	1.3851226
10	2.1846024	2.1673514	0.0965027	2.1673499
16	2.6972462	4.1297939	0.0778628	4.1297904
21	3.0000000	5.8741059	0.0195070	5.8741000

c. i	t_i	w_i	h_i	y_i
1	0.1633541	-1.8380836	0.1633541	-1.8380836
5	0.7585763	-1.3597623	0.1266248	-1.3597624
9	1.1930325	-1.1684827	0.1048224	-1.1684830
13	1.6229351	-1.0749509	0.1107510	-1.0749511
17	2.1074733	-1.0291158	0.1288897	-1.0291161
23	3.0000000	-1.0049450	0.1264618	-1.0049452

d. i	t_i	w_i	h_i	y_i
1	0.3986051	0.3108201	0.3986051	0.3108199
3	0.9703970	0.2221189	0.2866710	0.2221186
5	1.5672905	0.1133085	0.3042087	0.1133082
8	2.0000000	0.0543454	0.0902302	0.0543455

5. a. The number of infectives is $y(30) \approx 80295.7$.

b. The limiting value for the number of infectives for this model is $\lim_{t \rightarrow \infty} y(t) = 100,000$.

Exercise Set 5.6 (Page 300)

1. The Adams-Bashforth methods give the results in the following tables.

a. t	2-step	3-step	4-step	5-step	$y(t)$
0.2	0.0268128	0.0268128	0.0268128	0.0268128	0.0268128
0.4	0.1200522	0.1507778	0.1507778	0.1507778	0.1507778
0.6	0.4153551	0.4613866	0.4960196	0.4960196	0.4960196
0.8	1.1462844	1.2512447	1.2961260	1.3308570	1.3308570
1.0	2.8241683	3.0360680	3.1461400	3.1854002	3.2190993

b. t	2-step	3-step	4-step	5-step	$y(t)$
2.2	1.3666667	1.3666667	1.3666667	1.3666667	1.3666667
2.4	1.6750000	1.6857143	1.6857143	1.6857143	1.6857143
2.6	1.9632431	1.9794407	1.9750000	1.9750000	1.9750000
2.8	2.2323184	2.2488759	2.2423065	2.2444444	2.2444444
3.0	2.4884512	2.5051340	2.4980306	2.5011406	2.5000000

c. t	2-step	3-step	4-step	5-step	$y(t)$
1.2	2.6187859	2.6187859	2.6187859	2.6187859	2.6187859
1.4	3.2734823	3.2710611	3.2710611	3.2710611	3.2710611
1.6	3.9567107	3.9514231	3.9520058	3.9520058	3.9520058
1.8	4.6647738	4.6569191	4.6582078	4.6580160	4.6580160
2.0	5.3949416	5.3848058	5.3866452	5.3862177	5.3862944

d. t	2-step	3-step	4-step	5-step	$y(t)$
0.2	1.2529306	1.2529306	1.2529306	1.2529306	1.2529306
0.4	1.5986417	1.5712255	1.5712255	1.5712255	1.5712255
0.6	1.9386951	1.8827238	1.8750869	1.8750869	1.8750869
0.8	2.1766821	2.0844122	2.0698063	2.0789180	2.0789180
1.0	2.2369407	2.1115540	2.0998117	2.1180642	2.1179795

3. The Adams-Bashforth methods give the results in the following tables.

a. t	2-step	3-step	4-step	5-step	$y(t)$
1.2	1.0161982	1.0149520	1.0149520	1.0149520	1.0149523
1.4	1.0497665	1.0468730	1.0477278	1.0475336	1.0475339
1.6	1.0910204	1.0875837	1.0887567	1.0883045	1.0884327
1.8	1.1363845	1.1327465	1.1340093	1.1334967	1.1336536
2.0	1.1840272	1.1803057	1.1815967	1.1810689	1.1812322

b. t	2-step	3-step	4-step	5-step	$y(t)$
1.4	0.4867550	0.4896842	0.4896842	0.4896842	0.4896817
1.8	1.1856931	1.1982110	1.1990422	1.1994320	1.1994386
2.2	2.1753785	2.2079987	2.2117448	2.2134792	2.2135018
2.6	3.5849181	3.6617484	3.6733266	3.6777236	3.6784753
3.0	5.6491203	5.8268008	5.8589944	5.8706101	5.8741000

c. t	2-step	3-step	4-step	5-step	$y(t)$
0.5	-1.5357010	-1.5381988	-1.5379372	-1.5378676	-1.5378828
1.0	-1.2374093	-1.2389605	-1.2383734	-1.2383693	-1.2384058
1.5	-1.0952910	-1.0950952	-1.0947925	-1.0948481	-1.0948517
2.0	-1.0366643	-1.0359996	-1.0359497	-1.0359760	-1.0359724

d. t	2-step	3-step	4-step	5-step	$y(t)$
0.2	0.1739041	0.1627655	0.1627655	0.1627655	0.1626265
0.4	0.2144877	0.2026399	0.2066057	0.2052405	0.2051118
0.6	0.3822803	0.3747011	0.3787680	0.3765206	0.3765957
0.8	0.6491272	0.6452640	0.6487176	0.6471458	0.6461052
1.0	1.0037415	1.0020894	1.0064121	1.0073348	1.0022460

5. The Adams Fourth-order Predictor-Corrector Algorithm gives the results in the following tables.

a. t	w	$y(t)$
1.2	1.0149520	1.0149523
1.4	1.0475227	1.0475339
1.6	1.0884141	1.0884327
1.8	1.1336331	1.1336536
2.0	1.1812112	1.1812322

b. t	w	$y(t)$
1.4	0.4896842	0.4896817
1.8	1.1994245	1.1994386
2.2	2.2134701	2.2135018
2.6	3.6784144	3.6784753
3.0	5.8739518	5.8741000

c. t	w	$y(t)$
0.5	-1.5378788	-1.5378828
1.0	-1.2384134	-1.2384058
1.5	-1.0948609	-1.0948517
2.0	-1.0359757	-1.0359724

d. t	w	$y(t)$
0.2	0.1627655	0.1626265
0.4	0.2048557	0.2051118
0.6	0.3762804	0.3765957
0.8	0.6458949	0.6461052
1.0	1.0021372	1.0022460

7. a. With $h = 0.01$, the three-step Adams-Moulton method gives the values in the following table.

i	t_i	w_i
10	0.1	1.317218
20	0.2	1.784511

b. Newton's method will reduce the number of iterations per step from three to two, using the stopping criterion

$$|w_i^{(k)} - w_i^{(k-1)}| \leq 10^{-6}.$$

13. To derive Milne's method, integrate $y'(t) = f(t, y(t))$ on the interval $[t_{i-3}, t_{i+1}]$ to obtain

$$y(t_{i+1}) - y(t_{i-3}) = \int_{t_{i-3}}^{t_{i+1}} f(t, y(t)) dt.$$

Using the open Newton-Cotes formula (4.29) on page 194, we have

$$y(t_{i+1}) - y(t_{i-3}) = \frac{4h[2f(t_i, y(t_i)) - f(t_{i-1}, y(t_{i-1})) + 2f(t_{i-2}, y(t_{i-2}))]}{3} + \frac{14h^5 f^{(4)}(\xi, y(\xi))}{45}.$$

The difference equation becomes

$$w_{i+1} = w_{i-3} + \frac{h[8f(t_i, w_i) - 4f(t_{i-1}, w_{i-1}) + 8f(t_{i-2}, w_{i-2})]}{3},$$

with local truncation error

$$\tau_{i+1}(h) = \frac{14h^4 y^{(5)}(\xi)}{45}.$$

Exercise Set 5.7 (Page 306)

1. The Adams Variable Step-Size Predictor-Corrector Algorithm gives the results in the following tables.

a. i	t_i	w_i	h_i	y_i
1	0.04275596	0.00096891	0.04275596	0.00096887
5	0.22491460	0.03529441	0.05389076	0.03529359
12	0.60214994	0.50174348	0.05389076	0.50171761
17	0.81943926	1.45544317	0.04345786	1.45541453
22	0.99830392	3.19605697	0.03577293	3.19602842
26	1.00000000	3.21912776	0.00042395	3.21909932

b. i	t_i	w_i	h_i	y_i
1	2.06250000	1.12132350	0.06250000	1.12132353
5	2.31250000	1.55059834	0.06250000	1.55059524
9	2.62471924	2.00923157	0.09360962	2.00922829
13	2.99915773	2.49895243	0.09360962	2.49894707
17	3.00000000	2.50000535	0.00021057	2.50000000

c. i	t_i	w_i	h_i	y_i
1	1.06250000	2.18941363	0.06250000	2.18941366
4	1.25000000	2.77892931	0.06250000	2.77892944
8	1.85102559	4.84179835	0.15025640	4.84180141
12	2.00000000	5.38629105	0.03724360	5.38629436

d. i	t_i	w_i	h_i	y_i
1	0.06250000	1.06817960	0.06250000	1.06817960
5	0.31250000	1.42861668	0.06250000	1.42861361
10	0.62500000	1.90768386	0.06250000	1.90767015
13	0.81250000	2.08668486	0.06250000	2.08666541
16	1.00000000	2.11800208	0.06250000	2.11797955

3. The following tables list representative results from the Adams Variable Step-Size Predictor-Corrector Algorithm.

a. i	t_i	w_i	h_i	y_i
5	1.10431651	1.00463041	0.02086330	1.00463045
15	1.31294952	1.03196889	0.02086330	1.03196898
25	1.59408142	1.08714711	0.03122028	1.08714722
35	2.00846205	1.18327922	0.04824992	1.18327937
45	2.66272188	1.34525123	0.07278716	1.34525143
52	3.40193112	1.52940900	0.11107035	1.52940924
57	4.00000000	1.67623887	0.12174963	1.67623914

b. i	t_i	w_i	h_i	y_i
5	1.18519603	0.20333499	0.03703921	0.20333497
15	1.55558810	0.73586642	0.03703921	0.73586631
25	1.92598016	1.48072467	0.03703921	1.48072442
35	2.29637222	2.51764797	0.03703921	2.51764743
45	2.65452689	3.92602442	0.03092051	3.92602332
55	2.94341188	5.50206466	0.02584049	5.50206279
61	3.00000000	5.87410206	0.00122679	5.87409998

c. i	t_i	w_i	h_i	y_i
5	0.16854008	-1.83303780	0.03370802	-1.83303783
17	0.64833341	-1.42945306	0.05253230	-1.42945304
27	1.06742915	-1.21150951	0.04190957	-1.21150932
41	1.75380240	-1.05819340	0.06681937	-1.05819325
51	2.50124702	-1.01335240	0.07474446	-1.01335258
61	3.00000000	-1.00494507	0.01257155	-1.00494525

d. i	t_i	w_i	h_i	y_i
5	0.28548652	0.32153668	0.05709730	0.32153674
15	0.85645955	0.24281066	0.05709730	0.24281095
20	1.35101725	0.15096743	0.09891154	0.15096772
25	1.66282314	0.09815109	0.06236118	0.09815137
29	1.91226786	0.06418555	0.06236118	0.06418579
33	2.00000000	0.05434530	0.02193303	0.05434551

5. The current after 2 s is approximately $i(2) = 8.693$ amperes.

Exercise Set 5.8 (Page 312)

1. The Extrapolation Algorithm gives the results in the following tables.

a. i	t_i	w_i	h	k	y_i
1	0.25	0.04543132	0.25	3	0.04543123
2	0.50	0.28361684	0.25	3	0.28361652
3	0.75	1.05257634	0.25	4	1.05257615
4	1.00	3.21909944	0.25	4	3.21909932

b. i	t_i	w_i	h	k	y_i
1	2.25	1.44999987	0.25	3	1.45000000
2	2.50	1.83333321	0.25	3	1.83333333
3	2.75	2.17857133	0.25	3	2.17857143
4	3.00	2.49999993	0.25	3	2.50000000

c. i	t_i	w_i	h	k	y_i
1	1.25	2.77892942	0.25	3	2.77892944
2	1.50	3.60819763	0.25	3	3.60819766
3	1.75	4.47932759	0.25	3	4.47932763
4	2.00	5.38629431	0.25	3	5.38629436

d. i	t_i	w_i	h	k	y_i
1	0.25	1.32914981	0.25	3	1.32914981
2	0.50	1.73048976	0.25	3	1.73048976
3	0.75	2.04147203	0.25	3	2.04147203
4	1.00	2.11797954	0.25	3	2.11797955

3. The Extrapolation Algorithm gives the results in the following tables.

a. i	t_i	w_i	h	k	y_i
1	1.50	1.06726237	0.50	4	1.06726235
2	2.00	1.18123223	0.50	3	1.18123222
3	2.50	1.30460372	0.50	3	1.30460371
4	3.00	1.42951608	0.50	3	1.42951607
5	3.50	1.55364771	0.50	3	1.55364770
6	4.00	1.67623915	0.50	3	1.67623914

b. i	t_i	w_i	h	k	y_i
1	1.50	0.64387537	0.50	4	0.64387533
2	2.00	1.66128182	0.50	5	1.66128176
3	2.50	3.25801550	0.50	5	3.25801536
4	3.00	5.87410027	0.50	5	5.87409998

c. i	t_i	w_i	h	k	y_i
1	0.50	-1.53788284	0.50	4	-1.53788284
2	1.00	-1.23840584	0.50	5	-1.23840584
3	1.50	-1.09485175	0.50	5	-1.09485175
4	2.00	-1.03597242	0.50	5	-1.03597242
5	2.50	-1.01338570	0.50	5	-1.01338570
6	3.00	-1.00494526	0.50	4	-1.00494525

d. i	t_i	w_i	h	k	y_i
1	0.50	0.29875177	0.50	4	0.29875178
2	1.00	0.21662642	0.50	4	0.21662642
3	1.50	0.12458565	0.50	4	0.12458565
4	2.00	0.05434552	0.50	4	0.05434551

Exercise Set 5.9 (Page 322)

1. The Runge-Kutta for Systems Algorithm gives the results in the following tables.

a. t_i	w_{1i}	u_{1i}	w_{2i}	u_{2i}
0.200	2.12036583	2.12500839	1.50699185	1.51158743
0.400	4.44122776	4.46511961	3.24224021	3.26598528
0.600	9.73913329	9.83235869	8.16341700	8.25629549
0.800	22.67655977	23.00263945	21.34352778	21.66887674
1.000	55.66118088	56.73748265	56.03050296	57.10536209

b. t_i	w_{1i}	u_{1i}	w_{2i}	u_{2i}
0.500	0.95671390	0.95672798	-1.08381950	-1.08383310
1.000	1.30654440	1.30655930	-0.83295364	-0.83296776
1.500	1.34416716	1.34418117	-0.56980329	-0.56981634
2.000	1.14332436	1.14333672	-0.36936318	-0.36937457

c. t_i	w_{1i}	u_{1i}	w_{2i}	u_{2i}	w_{3i}	u_{3i}
0.5	0.70787076	0.70828683	-1.24988663	-1.25056425	0.39884862	0.39815702
1.0	-0.33691753	-0.33650854	-3.01764179	-3.01945051	-0.29932294	-0.30116868
1.5	-2.41332734	-2.41345688	-5.40523279	-5.40844686	-0.92346873	-0.92675778
2.0	-5.89479008	-5.89590551	-8.70970537	-8.71450036	-1.32051165	-1.32544426

d. t_i	w_{1i}	u_{1i}	w_{2i}	u_{2i}	w_{3i}	u_{3i}
0.2	1.38165297	1.38165325	1.00800000	1.00800000	-0.61833075	-0.61833075
0.5	1.90753116	1.90753184	1.12500000	1.12500000	-0.09090565	-0.09090566
0.7	2.25503524	2.25503620	1.34300000	1.34000000	0.26343971	0.26343970
1.0	2.83211921	2.83212056	2.00000000	2.00000000	0.88212058	0.88212056

5. The Adams fourth-order predictor-corrector method for systems gives the results in the following tables.

a. t_i	w_{1i}	$y(t_i)$
0.200	0.00015352	0.00015350
0.500	0.00743133	0.00743027
0.700	0.03300266	0.03299805
1.000	0.17134711	0.17132880

b. t_i	w_{1i}	$y(t_i)$
1.200	0.96152437	0.96152583
1.500	0.77796798	0.77797237
1.700	0.59373213	0.59373830
2.000	0.27258055	0.27258872

c. t_i	w_{1i}	$y(t_i)$
1.000	3.73186337	3.73170445
2.000	11.31462595	11.31452924
3.000	34.04548233	34.04517155

d. t_i	w_{1i}	$y(t_i)$
1.200	0.27273759	0.27273791
1.500	1.08847933	1.08849259
1.700	2.04352376	2.04353642
2.000	4.36157310	4.36157780

7. The predicted number of prey, x_{1i} , and predators, x_{2i} , are given in the following table.

i	t_i	x_{1i}	x_{2i}
10	1.0	4393	1512
20	2.0	288	3175
30	3.0	32	2042
40	4.0	25	1258

Exercise Set 5.10 (Page 333)

1. Let L be the Lipschitz constant for ϕ . Then

$$u_{i+1} - v_{i+1} = u_i - v_i + h[\phi(t_i, u_i, h) - \phi(t_i, v_i, h)],$$

so

$$|u_{i+1} - v_{i+1}| \leq (1 + hL)|u_i - v_i| \leq (1 + hL)^{i+1}|u_0 - v_0|.$$

3. By Exercise 17 in Section 5.4, we have

$$\begin{aligned} \phi(t, w, h) = & \frac{1}{6}f(t, w) + \frac{1}{3}f\left(t + \frac{1}{2}h, w + \frac{1}{2}hf(t, w)\right) \\ & + \frac{1}{3}f\left(t + \frac{1}{2}h, w + \frac{1}{2}hf\left(t + \frac{1}{2}h, w + \frac{1}{2}hf(t, w)\right)\right) \\ & + \frac{1}{6}f\left(t + h, w + hf\left(t + \frac{1}{2}h, w + \frac{1}{2}hf\left(t + \frac{1}{2}h, w + \frac{1}{2}hf(t, w)\right)\right)\right), \end{aligned}$$

so

$$\phi(t, w, 0) = \frac{1}{6}f(t, w) + \frac{1}{3}f(t, w) + \frac{1}{3}f(t, w) + \frac{1}{6}f(t, w) = f(t, w).$$

5. a. The local truncation error is $\tau_{i+1} = \frac{1}{4}h^3 y^{(4)}(\xi_i)$, for some ξ , where $t_{i-2} < \xi_i < t_{i+1}$.
 b. The method is consistent but unstable and not convergent.
 7. The method is unstable.

Exercise Set 5.11 (Page 340)

1. Euler's method gives the results in the following tables.

a.	t_i	w_i	y_i	b.	t_i	w_i	y_i
	0.200	0.027182818	0.449328964		0.200	0.373333333	0.046105213
	0.500	0.000027183	0.030197383		0.500	-0.093333333	0.250015133
	0.700	0.000000272	0.004991594		0.700	0.146666667	0.490000277
	1.000	0.000000000	0.000335463		1.000	1.333333333	1.000000001

c.	t_i	w_i	y_i	d.	t_i	w_i	y_i
	0.500	16.47925	0.479470939		0.200	6.128259	1.000000001
	1.000	256.7930	0.841470987		0.500	-378.2574	1.000000000
	1.500	4096.142	0.997494987		0.700	-6052.063	1.000000000
	2.000	65523.12	0.909297427		1.000	387332.0	1.000000000

3. The Adams Fourth-Order Predictor-Corrector Algorithm gives the results in the following tables.

a.	t_i	w_i	y_i	b.	t_i	w_i	y_i
	0.200	0.4588119	0.4493290		0.200	0.0792593	0.0461052
	0.500	-0.0112813	0.0301974		0.500	0.1554027	0.2500151
	0.700	0.0013734	0.0049916		0.700	0.5507445	0.4900003
	1.000	0.0023604	0.0003355		1.000	0.7278557	1.0000000

c.	t_i	w_i	y_i	d.	t_i	w_i	y_i
	.500	188.3082	0.4794709		0.200	-215.7459	1.000000001
	1.000	38932.03	0.8414710		0.500	-682637.0	1.000000000
	1.500	9073607	0.9974950		0.700	-159172736	1.000000000
	2.000	2115741299	0.9092974		1.000	-566751172258	1.000000000

5. a.

t_i	w_{1i}	u_{1i}	w_{2i}	u_{2i}
0.100	-96.33011	0.66987648	193.6651	-0.33491554
0.200	-28226.32	0.67915383	56453.66	-0.33957692
0.300	-8214056	0.69387881	16428113	-0.34693941
0.400	-2390290586	0.71354670	4780581173	-0.35677335
0.500	-695574560790	0.73768711	1391149121600	-0.36884355

b.	t_i	w_{1i}	u_{1i}	w_{2i}	u_{2i}
	0.100	0.61095960	0.66987648	-0.21708179	-0.33491554
	0.200	0.66873489	0.67915383	-0.31873903	-0.33957692
	0.300	0.69203679	0.69387881	-0.34325535	-0.34693941
	0.400	0.71322103	0.71354670	-0.35612202	-0.35677335
	0.500	0.73762953	0.73768711	-0.36872840	-0.36884355

9. a. The Trapezoidal method applied to the test equation gives

$$w_{j+1} = \frac{1 + \frac{h\lambda}{2}}{1 - \frac{h\lambda}{2}} w_j,$$

so

$$Q(h\lambda) = \frac{2 + h\lambda}{2 - h\lambda}.$$

Thus, $|Q(h\lambda)| < 1$, whenever $\operatorname{Re}(h\lambda) < 0$.

b. The Backward Euler method applied to the test equation gives

$$w_{j+1} = \frac{w_j}{1 - h\lambda},$$

so

$$Q(h\lambda) = \frac{1}{1 - h\lambda}.$$

Thus, $|Q(h\lambda)| < 1$, whenever $\operatorname{Re}(h\lambda) < 0$.

Exercise Set 6.1 (Page 356)

1. a. Intersecting lines with solution $x_1 = x_2 = 1$.
- b. Intersecting lines with solution $x_1 = x_2 = 0$.
- c. One line, so there is an infinite number of solutions with $x_2 = \frac{3}{2} - \frac{1}{2}x_1$.
- d. Parallel lines, so there is no solution.
- e. One line, so there is an infinite number of solutions with $x_2 = -\frac{1}{2}x_1$.
- f. Three lines in the plane that do not intersect at a common point.
- g. Intersecting lines with solution $x_1 = \frac{2}{7}$ and $x_2 = -\frac{11}{7}$.
- h. Two planes in space which intersect in a line with $x_1 = -\frac{5}{4}x_2$ and $x_3 = \frac{3}{2}x_2 + 1$.
3. Gaussian elimination gives the following solutions.
 - a. $x_1 = 1.1875, x_2 = 1.8125, x_3 = 0.875$ with one row interchange required
 - b. $x_1 = -1, x_2 = 0, x_3 = 1$ with no interchange required
 - c. $x_1 = 1.5, x_2 = 2, x_3 = -1.2, x_4 = 3$ with no interchange required
 - d. $x_1 = \frac{22}{9}, x_2 = -\frac{4}{9}, x_3 = \frac{4}{3}, x_4 = 1$ with one row interchange required
 - e. No unique solution
 - f. $x_1 = -1, x_2 = 2, x_3 = 0, x_4 = 1$ with one row interchange required
5. a. When $\alpha = -1/3$, there is no solution.
- b. When $\alpha = 1/3$, there is an infinite number of solutions with $x_1 = x_2 + 1.5$, and x_2 is arbitrary.

c. If $\alpha \neq \pm 1/3$, then the unique solution is

$$x_1 = \frac{3}{2(1+3\alpha)} \quad \text{and} \quad x_2 = \frac{-3}{2(1+3\alpha)}$$

9. The Gauss-Jordan method gives the following results.

a. $x_1 = 0.98, x_2 = -0.98, x_3 = 2.9$

b. $x_1 = 1.1, x_2 = -1.0, x_3 = 2.9$

11. b. The results for this exercise are listed in the following table. (The abbreviations M/D and A/S are used for multiplications/divisions and additions/subtractions, respectively.)

n	Gaussian Elimination		Gauss-Jordan	
	M/D	A/S	M/D	A/S
3	17	11	21	12
10	430	375	595	495
50	44150	42875	64975	62475
100	343300	338250	509950	499950

13. The Gaussian-Elimination–Gauss-Jordan hybrid method gives the following results.

a. $x_1 = 1.0, x_2 = -0.98, x_3 = 2.9$

b. $x_1 = 1.0, x_2 = -1.0, x_3 = 2.9$

15. a. There is sufficient food to satisfy the average daily consumption.

b. We could add 200 of species 1, or 150 of species 2, or 100 of species 3, or 100 of species 4.

c. Assuming none of the increases indicated in part (b) was selected, species 2 could be increased by 650, or species 3 could be increased by 150, or species 4 could be increased by 150.

d. Assuming none of the increases indicated in parts (b) or (c) were selected, species 3 could be increased by 150, or species 4 could be increased by 150.

Exercise Set 6.2 (Page 368)

1. a. none b. Interchange rows 2 and 3. c. none d. Interchange rows 1 and 2.

3. a. Interchange rows 1 and 3, then interchange rows 2 and 3.

b. Interchange rows 2 and 3.

c. Interchange rows 2 and 3.

d. Interchange rows 1 and 3, then interchange rows 2 and 3.

5. Gaussian elimination with three-digit chopping arithmetic gives the following results.

a. $x_1 = 30.0, x_2 = 0.990$

b. $x_1 = 1.00, x_2 = 9.98$

c. $x_1 = 0.00, x_2 = 10.0, x_3 = 0.142$

d. $x_1 = 12.0, x_2 = 0.492, x_3 = -9.78$

e. $x_1 = 0.206, x_2 = 0.0154, x_3 = -0.0156, x_4 = -0.716$

f. $x_1 = 0.828, x_2 = -3.32, x_3 = 0.153, x_4 = 4.91$

7. Gaussian elimination with partial pivoting and three-digit chopping arithmetic gives the following results.

a. $x_1 = 10.0, x_2 = 1.00$

b. $x_1 = 1.00, x_2 = 9.98$

c. $x_1 = -0.163, x_2 = 9.98, x_3 = 0.142$

- d. $x_1 = 12.0, x_2 = 0.504, x_3 = -9.78$
 e. $x_1 = 0.177, x_2 = -0.0072, x_3 = -0.0208, x_4 = -1.18$
 f. $x_1 = 0.777, x_2 = -3.10, x_3 = 0.161, x_4 = 4.50$
9. Gaussian elimination with scaled partial pivoting and three-digit chopping arithmetic gives the following results.
- a. $x_1 = 10.0, x_2 = 1.00$
 b. $x_1 = 1.00, x_2 = 9.98$
 c. $x_1 = -0.163, x_2 = 9.98, x_3 = 0.142$
 d. $x_1 = 0.993, x_2 = 0.500, x_3 = -1.00$
 e. $x_1 = 0.171, x_2 = 0.0102, x_3 = -0.0217, x_4 = -1.27$
 f. $x_1 = 0.687, x_2 = -2.66, x_3 = 0.117, x_4 = 3.59$
11. The Gaussian Elimination with Backward Substitution Algorithm and single-precision arithmetic gives the following results.
 For (1a), we have $x_1 = 10.000000, x_2 = 1.0000000$.
 For (1b), we have $x_1 = 1.0000000, x_2 = 10.000000$.
 For (1c), we have $x_1 = 0.0000000, x_2 = 10.000000, x_3 = 0.14285714$.
 For (1d), we have $x_1 = 0.99999999, x_2 = 0.50000000, x_3 = -1.00000000$.
 For (1e), we have $x_1 = 0.17682530, x_2 = 0.012692691, x_3 = -0.020654050, x_4 = -1.1826087$.
 For (1f), we have $x_1 = 0.78838790, x_2 = -3.1253894, x_3 = 0.1675964, x_4 = 4.5569519$.
13. The Gaussian Elimination with Scaled Partial Pivoting Algorithm and single-precision arithmetic gives the following results.
 For (1a), we have $x_1 = 10.000000, x_2 = 1.0000000$.
 For (1b), we have $x_1 = 1.0000000, x_2 = 10.000000$.
 For (1c), we have $x_1 = 0.0000000, x_2 = 10.000000, x_3 = 0.14285714$.
 For (1d), we have $x_1 = 1.00000000, x_2 = 0.50000000, x_3 = -1.00000000$.
 For (1e), we have $x_1 = 0.17682530, x_2 = 0.012692691, x_3 = -0.020654050, x_4 = -1.1826087$.
 For (1f), we have $x_1 = 0.78838790, x_2 = -3.1253894, x_3 = 0.1675946, x_4 = 4.5569519$.
15. The maximal pivoting algorithm and single-precision arithmetic give the following results.
- a. For (1a), we have $x_1 = 9.98, x_2 = 1.00$.
 For (1b), we have $x_1 = 1.00, x_2 = 9.98$.
 For (1c), we have $x_1 = 0.0724, x_2 = 10.0, x_3 = 0.0952$.
 For (1d), we have $x_1 = 0.982, x_2 = 0.500, x_3 = -0.994$.
 For (1e), we have $x_1 = 0.161, x_2 = 0.0125, x_3 = -0.0232, x_4 = -1.42$.
 For (1f), we have $x_1 = 0.719, x_2 = -2.86, x_3 = 0.146, x_4 = 4.00$.
- b. For (2a), we have $x_1 = 10.0, x_2 = 1.00$.
 For (2b), we have $x_1 = 1.00, x_2 = 10.0$.
 For (2c), we have $x_1 = 0.00, x_2 = 10.0, x_3 = 0.143$.
 For (2d), we have $x_1 = 1.01, x_2 = 0.501, x_3 = -1.00$.
 For (2e), we have $x_1 = 0.179, x_2 = 0.0127, x_3 = -0.0203, x_4 = -1.15$.
 For (2f), we have $x_1 = 0.874, x_2 = -3.49, x_3 = 0.192, x_4 = 5.33$.
- c. For (7a), we have $x_1 = 10.000000, x_2 = 1.0000000$.
 For (7b), we have $x_1 = 1.0000000, x_2 = 10.000000$.
 For (7c), we have $x_1 = 0.0000000, x_2 = 10.000000, x_3 = 0.14285714$.
 For (7d), we have $x_1 = 1.00000000, x_2 = 0.50000000, x_3 = -1.00000000$.
 For (7e), we have $x_1 = 0.17682530, x_2 = 0.012692691, x_3 = -0.020654050, x_4 = -1.1826087$.
 For (7f), we have $x_1 = 0.78838790, x_2 = -3.1253894, x_3 = 0.16759460, x_4 = 4.5569519$.

Exercise Set 6.3 (Page 378)

1. a. The matrix is singular. b. $\begin{bmatrix} -\frac{1}{4} & \frac{1}{4} & \frac{1}{4} \\ \frac{5}{8} & -\frac{1}{8} & -\frac{1}{8} \\ \frac{1}{8} & -\frac{5}{8} & \frac{3}{8} \end{bmatrix}$ c. The matrix is singular. d. The matrix is singular.

e. $\begin{bmatrix} \frac{1}{4} & 0 & 0 & 0 \\ -\frac{3}{14} & \frac{1}{7} & 0 & 0 \\ \frac{3}{28} & -\frac{11}{7} & 1 & 0 \\ -\frac{1}{2} & 1 & -1 & 1 \end{bmatrix}$ f. $\begin{bmatrix} 1 & 0 & 1 & -1 \\ -1 & \frac{5}{3} & \frac{5}{3} & -1 \\ -1 & \frac{2}{3} & \frac{2}{3} & 0 \\ 0 & -\frac{1}{3} & -\frac{4}{3} & 1 \end{bmatrix}$

3. The solutions to the linear systems obtained in parts (a) and (b) are, from left to right,

$$3, -6, -2, -1 \quad \text{and} \quad 1, 1, 1, 1.$$

5. a. Suppose \tilde{A} and \hat{A} are both inverses of A . Then $A\tilde{A} = \tilde{A}A = I$ and $A\hat{A} = \hat{A}A = I$. Thus,

$$\tilde{A} = \tilde{A}I = \tilde{A}(A\hat{A}) = (\tilde{A}A)\hat{A} = I\hat{A} = \hat{A}.$$

b. $(AB)(B^{-1}A^{-1}) = A(BB^{-1})A^{-1} = AIA^{-1} = AA^{-1} = I$ and

$(B^{-1}A^{-1})(AB) = B^{-1}(A^{-1}A)B = B^{-1}IB = B^{-1}B = I$, so $(AB)^{-1} = B^{-1}A^{-1}$ since there is only one inverse.

c. Since $A^{-1}A = AA^{-1} = I$, it follows that A^{-1} is nonsingular. Since the inverse is unique, we have $(A^{-1})^{-1} = A$.

7. a. If $C = AB$, where A and B are lower triangular, then $a_{ik} = 0$ if $k > i$ and $b_{kj} = 0$ if $k < j$. Thus,

$$c_{ij} = \sum_{k=1}^n a_{ik}b_{kj} = \sum_{k=j}^i a_{ik}b_{kj},$$

which will have the sum zero unless $j \leq i$. Hence C is lower triangular.

b. We have $a_{ik} = 0$ if $k < i$ and $b_{kj} = 0$ if $k > j$. The steps are similar to those in part (a).

c. Let L be a nonsingular lower triangular matrix. To obtain the i th column of L^{-1} , solve n linear systems of the form

$$\begin{bmatrix} l_{11} & 0 & \cdots & \cdots & 0 \\ l_{21} & l_{22} & \cdots & \cdots & 0 \\ \vdots & \vdots & \ddots & \ddots & \vdots \\ l_{i1} & l_{i2} & \cdots & l_{ii} & \vdots \\ \vdots & \vdots & \cdots & \vdots & 0 \\ l_{n1} & l_{n2} & \cdots & \cdots & l_{nn} \end{bmatrix} \begin{bmatrix} x_1 \\ x_2 \\ \vdots \\ x_i \\ \vdots \\ x_n \end{bmatrix} = \begin{bmatrix} 0 \\ 0 \\ \vdots \\ 1 \\ 0 \\ \vdots \\ 0 \end{bmatrix},$$

where the 1 appears in the i th position to obtain the i th column of L^{-1} .

9. The answers are the same as those in Exercise 1.

11. a.

$$A^2 = \begin{bmatrix} 0 & 2 & 0 \\ 0 & 0 & 3 \\ \frac{1}{6} & 0 & 0 \end{bmatrix}, \quad A^3 = \begin{bmatrix} 1 & 0 & 0 \\ 0 & 1 & 0 \\ 0 & 0 & 1 \end{bmatrix}, \quad A^4 = A, \quad A^5 = A^2, \quad A^6 = I, \dots$$

b.	Year 1	Year 2	Year 3	Year 4
Age 1	6000	36000	12000	6000
Age 2	6000	3000	18000	6000
Age 3	6000	2000	1000	6000

c.

$$A^{-1} = \begin{bmatrix} 0 & 2 & 0 \\ 0 & 0 & 3 \\ \frac{1}{6} & 0 & 0 \end{bmatrix}.$$

The i, j -entry is the number of beetles of age i necessary to produce one beetle of age j .

13. a. We have

$$\begin{bmatrix} 7 & 4 & 4 & 0 \\ -6 & -3 & -6 & 0 \\ 0 & 0 & 3 & 0 \\ 0 & 0 & 0 & 1 \end{bmatrix} \begin{bmatrix} 2(x_0 - x_1) + \alpha_0 + \alpha_1 \\ 3(x_1 - x_0) - \alpha_1 - 2\alpha_0 \\ \alpha_0 \\ x_0 \end{bmatrix} = \begin{bmatrix} 2(x_0 - x_1) + 3\alpha_0 + 3\alpha_1 \\ 3(x_1 - x_0) - 3\alpha_1 - 6\alpha_0 \\ 3\alpha_0 \\ x_0 \end{bmatrix}$$

$$\text{b. } B = A^{-1} = \begin{bmatrix} -1 & -\frac{4}{3} & -\frac{4}{3} & 0 \\ 2 & \frac{7}{3} & 2 & 0 \\ 0 & 0 & \frac{1}{3} & 0 \\ 0 & 0 & 0 & 1 \end{bmatrix}$$

Exercise Set 6.4 (Page 386)

- The determinants of the matrices are: a. -8 b. 14 c. 0 d. 3
- We have $\det A = -5.5$, $\det B = -6$, and $\det AB = \det BA = 33$.
- $\alpha = -\frac{3}{2}$ and $\alpha = 2$
- $\alpha = -5$
- a. The solution is $x_1 = 0$, $x_2 = 10$, and $x_3 = 26$.
 b. We have $D_1 = -1$, $D_2 = 3$, $D_3 = 7$, and $D = 0$, and there are no solutions.
 c. We have $D_1 = D_2 = D_3 = D = 0$, and there are infinitely many solutions.
 e. Cramer's rule requires 39 multiplications/divisions and 20 additions/subtractions.

Exercise Set 6.5 (Page 396)

1. a. $x_1 = -3$, $x_2 = 3$, $x_3 = 1$

b. $x_1 = \frac{1}{2}$, $x_2 = -\frac{9}{2}$, $x_3 = \frac{7}{2}$

3. a. $L = \begin{bmatrix} 1 & 0 & 0 \\ 1.5 & 1 & 0 \\ 1.5 & 1 & 1 \end{bmatrix}$ and $U = \begin{bmatrix} 2 & -1 & 1 \\ 0 & 4.5 & 7.5 \\ 0 & 0 & -4 \end{bmatrix}$

b. $L = \begin{bmatrix} 1 & 0 & 0 \\ -2.106719 & 1 & 0 \\ 3.067193 & 1.197756 & 1 \end{bmatrix}$ and $U = \begin{bmatrix} 1.012 & -2.132 & 3.104 \\ 0 & -0.3955257 & -0.4737443 \\ 0 & 0 & -8.939141 \end{bmatrix}$

$$\text{c. } L = \begin{bmatrix} 1 & 0 & 0 & 0 \\ 0.5 & 1 & 0 & 0 \\ 0 & -2 & 1 & 0 \\ 1 & -1.33333 & 2 & 1 \end{bmatrix} \text{ and } U = \begin{bmatrix} 2 & 0 & 0 & 0 \\ 0 & 1.5 & 0 & 0 \\ 0 & 0 & 0.5 & 0 \\ 0 & 0 & 0 & 1 \end{bmatrix}$$

$$\text{d. } L = \begin{bmatrix} 1 & 0 & 0 & 0 \\ -1.849190 & 1 & 0 & 0 \\ -0.4596433 & -0.2501219 & 1 & 0 \\ 2.768661 & -0.3079435 & -5.352283 & 1 \end{bmatrix}$$

and

$$U = \begin{bmatrix} 2.175600 & 4.023099 & -2.173199 & 5.196700 \\ 0 & 13.43947 & -4.018660 & 10.80698 \\ 0 & 0 & -0.8929510 & 5.091692 \\ 0 & 0 & 0 & 12.03614 \end{bmatrix}$$

$$\text{5. a. } P'LU = \begin{bmatrix} 0 & 1 & 0 \\ 1 & 0 & 0 \\ 0 & 0 & 1 \end{bmatrix} \begin{bmatrix} 1 & 0 & 0 \\ 0 & 1 & 0 \\ 0 & -\frac{1}{2} & 1 \end{bmatrix} \begin{bmatrix} 1 & 1 & -1 \\ 0 & 2 & 3 \\ 0 & 0 & \frac{5}{2} \end{bmatrix}$$

$$\text{b. } P'LU = \begin{bmatrix} 1 & 0 & 0 \\ 0 & 0 & 1 \\ 0 & 1 & 0 \end{bmatrix} \begin{bmatrix} 1 & 0 & 0 \\ 2 & 1 & 0 \\ 1 & 0 & 1 \end{bmatrix} \begin{bmatrix} 1 & 2 & -1 \\ 0 & -5 & 6 \\ 0 & 0 & 4 \end{bmatrix}$$

$$\text{c. } P'LU = \begin{bmatrix} 1 & 0 & 0 & 0 \\ 0 & 0 & 0 & 1 \\ 0 & 1 & 0 & 0 \\ 0 & 0 & 1 & 0 \end{bmatrix} \begin{bmatrix} 1 & 0 & 0 & 0 \\ 2 & 1 & 0 & 0 \\ 1 & 0 & 1 & 0 \\ 3 & 0 & 0 & 1 \end{bmatrix} \begin{bmatrix} 1 & -2 & 3 & 0 \\ 0 & 5 & -2 & 1 \\ 0 & 0 & -1 & -2 \\ 0 & 0 & 0 & 3 \end{bmatrix}$$

$$\text{d. } P'LU = \begin{bmatrix} 1 & 0 & 0 & 0 \\ 0 & 0 & 0 & 1 \\ 0 & 0 & 1 & 0 \\ 0 & 1 & 0 & 0 \end{bmatrix} \begin{bmatrix} 1 & 0 & 0 & 0 \\ 2 & 1 & 0 & 0 \\ 1 & 0 & 1 & 0 \\ 1 & 0 & 0 & 1 \end{bmatrix} \begin{bmatrix} 1 & -2 & 3 & 0 \\ 0 & 5 & -3 & -1 \\ 0 & 0 & -1 & -2 \\ 0 & 0 & 0 & 1 \end{bmatrix}$$

7. c.	Multiplications/Divisions	Additions/Subtractions
Factoring into LU	$\frac{1}{3}n^3 - \frac{1}{3}n$	$\frac{1}{3}n^3 - \frac{1}{2}n^2 + \frac{1}{6}n$
Solving $Ly = b$	$\frac{1}{2}n^2 - \frac{1}{2}n$	$\frac{1}{2}n^2 - \frac{1}{2}n$
Solving $Ux = y$	$\frac{1}{2}n^2 + \frac{1}{2}n$	$\frac{1}{2}n^2 - \frac{1}{2}n$
Total	$\frac{1}{3}n^3 + n^2 - \frac{1}{3}n$	$\frac{1}{3}n^3 + \frac{1}{2}n^2 - \frac{5}{6}n$

d.	Multiplications/Divisions	Additions/Subtractions
Factoring into LU	$\frac{1}{3}n^3 - \frac{1}{3}n$	$\frac{1}{3}n^3 - \frac{1}{2}n^2 + \frac{1}{6}n$
Solving $Ly^{(k)} = b^{(k)}$	$(\frac{1}{2}n^2 - \frac{1}{2}n)m$	$(\frac{1}{2}n^2 - \frac{1}{2}n)m$
Solving $Ux^{(k)} = y^{(k)}$	$(\frac{1}{2}n^2 + \frac{1}{2}n)m$	$(\frac{1}{2}n^2 - \frac{1}{2}n)m$
Total	$\frac{1}{3}n^3 + mn^2 - \frac{1}{3}n$	$\frac{1}{3}n^3 + (m - \frac{1}{2})n^2 - (m - \frac{1}{6})n$

Exercise Set 6.6 (Page 409)

1. (i) The symmetric matrices are in (a), (b), and (f).
 (ii) The singular matrices are in (e) and (h).
 (iii) The strictly diagonally dominant matrices are in (a), (b), (c), and (d).
 (iv) The positive definite matrices are in (a) and (f).

3. Choleski's Algorithm gives the following results.

$$\text{a. } L = \begin{bmatrix} 1.414213 & 0 & 0 \\ -0.7071069 & 1.224743 & 0 \\ 0 & -0.8164972 & 1.154699 \end{bmatrix}$$

$$\text{b. } L = \begin{bmatrix} 2 & 0 & 0 & 0 \\ 0.5 & 1.658311 & 0 & 0 \\ 0.5 & -0.7537785 & 1.087113 & 0 \\ 0.5 & 0.4522671 & 0.08362442 & 1.240346 \end{bmatrix}$$

$$\text{c. } L = \begin{bmatrix} 2 & 0 & 0 & 0 \\ 0.5 & 1.658311 & 0 & 0 \\ -0.5 & -0.4522671 & 2.132006 & 0 \\ 0 & 0 & 0.9380833 & 1.766351 \end{bmatrix}$$

$$\text{d. } L = \begin{bmatrix} 2.449489 & 0 & 0 & 0 \\ 0.8164966 & 1.825741 & 0 & 0 \\ 0.4082483 & 0.3651483 & 1.923538 & 0 \\ -0.4082483 & 0.1825741 & -0.4678876 & 1.606574 \end{bmatrix}$$

5. The modified Choleski's algorithm gives the following results.

- a. $x_1 = 1, x_2 = -1, x_3 = 0$
 b. $x_1 = 0.2, x_2 = -0.2, x_3 = -0.2, x_4 = 0.25$
 c. $x_1 = 1, x_2 = 2, x_3 = -1, x_4 = 2$
 d. $x_1 = -0.85863874, x_2 = 2.4188482, x_3 = -0.95811518, x_4 = -1.2722513$

7. We have $x_i = 1$, for each $i = 1, \dots, 10$.

9. Only the matrix in (d) is positive definite.

11. $-2 < \alpha < \frac{3}{2}$

13. $0 < \beta < 1$ and $3 < \alpha < 5 - \beta$

15. a. No, for example, consider $\begin{bmatrix} 1 & 0 \\ 0 & 1 \end{bmatrix}$.

b. Yes, since $A = A^t$.

c. Yes, since $\mathbf{x}^t(A + B)\mathbf{x} = \mathbf{x}^t A\mathbf{x} + \mathbf{x}^t B\mathbf{x}$.

d. Yes, since $\mathbf{x}^t A^2 \mathbf{x} = \mathbf{x}^t A^t A \mathbf{x} = (A\mathbf{x})^t (A\mathbf{x}) \geq 0$, and because A is nonsingular, equality holds only if $\mathbf{x} = \mathbf{0}$.

e. No, for example, consider $A = \begin{bmatrix} 1 & 0 \\ 0 & 1 \end{bmatrix}$ and $B = \begin{bmatrix} 10 & 0 \\ 0 & 10 \end{bmatrix}$.

17. a. Since $\det A = 3\alpha - 2\beta$, A is singular if and only if $\alpha = 2\beta/3$. b. $|\alpha| > 1, |\beta| < 1$ c. $\beta = 1$

d. $\alpha > \frac{2}{3}, \beta = 1$

19. One example is $A = \begin{bmatrix} 1.0 & 0.2 \\ 0.1 & 1.0 \end{bmatrix}$.

23. $i_1 = 0.6785047, i_2 = 0.4214953, i_3 = 0.2570093, i_4 = 0.1542056, i_5 = 0.1028037$

25. a. Mating male i with female j produces offspring with the same wing characteristics as mating male j with female i .
 b. No. Consider, for example, $\mathbf{x} = (1, 0, -1)^t$.

Exercise Set 7.1 (Page 428)

1. a. We have $\|\mathbf{x}\|_\infty = 4$ and $\|\mathbf{x}\|_2 = 5.220153$.
 b. We have $\|\mathbf{x}\|_\infty = 4$ and $\|\mathbf{x}\|_2 = 5.477226$.
 c. We have $\|\mathbf{x}\|_\infty = 2^k$ and $\|\mathbf{x}\|_2 = (1 + 4^k)^{1/2}$.
 d. We have $\|\mathbf{x}\|_\infty = 4/(k + 1)$ and $\|\mathbf{x}\|_2 = (16/(k + 1)^2 + 4/k^4 + k^4 e^{-2k})^{1/2}$.
3. a. We have $\lim_{k \rightarrow \infty} \mathbf{x}^{(k)} = (0, 0, 0)^t$.
 b. We have $\lim_{k \rightarrow \infty} \mathbf{x}^{(k)} = (0, 1, 3)^t$.
 c. We have $\lim_{k \rightarrow \infty} \mathbf{x}^{(k)} = (0, 0, \frac{1}{2})^t$.
 d. We have $\lim_{k \rightarrow \infty} \mathbf{x}^{(k)} = (1, -1, 1)^t$.
5. a. We have $\|\mathbf{x} - \hat{\mathbf{x}}\|_\infty = 8.57 \times 10^{-4}$ and $\|A\hat{\mathbf{x}} - \mathbf{b}\|_\infty = 2.06 \times 10^{-4}$.
 b. We have $\|\mathbf{x} - \hat{\mathbf{x}}\|_\infty = 0.90$ and $\|A\hat{\mathbf{x}} - \mathbf{b}\|_\infty = 0.27$.
 c. We have $\|\mathbf{x} - \hat{\mathbf{x}}\|_\infty = 0.5$ and $\|A\hat{\mathbf{x}} - \mathbf{b}\|_\infty = 0.3$.
 d. We have $\|\mathbf{x} - \hat{\mathbf{x}}\|_\infty = 6.55 \times 10^{-2}$, and $\|A\hat{\mathbf{x}} - \mathbf{b}\|_\infty = 0.32$.
7. Let $A = \begin{bmatrix} 1 & 1 \\ 0 & 1 \end{bmatrix}$ and $B = \begin{bmatrix} 1 & 0 \\ 1 & 1 \end{bmatrix}$. Then $\|AB\|_\otimes = 2$, but $\|A\|_\otimes \cdot \|B\|_\otimes = 1$.
9. b. We have
 (4a) $\|A\|_F = \sqrt{326}$
 (4b) $\|A\|_F = \sqrt{326}$
 (4c) $\|A\|_F = 4$
 (4d) $\|A\|_F = \sqrt{148}$.

Exercise Set 7.2 (Page 436)

1. a. The eigenvalue $\lambda_1 = 3$ has the eigenvector $\mathbf{x}_1 = (1, -1)^t$, and the eigenvalue $\lambda_2 = 1$ has the eigenvector $\mathbf{x}_2 = (1, 1)^t$.
 b. The eigenvalue $\lambda_1 = \frac{1+\sqrt{5}}{2}$ has the eigenvector $\mathbf{x}_1 = (1, \frac{1+\sqrt{5}}{2})^t$, and the eigenvalue $\lambda_2 = \frac{1-\sqrt{5}}{2}$ has the eigenvector $\mathbf{x}_2 = (1, \frac{1-\sqrt{5}}{2})^t$.
 c. The eigenvalue $\lambda_1 = \frac{1}{2}$ has the eigenvector $\mathbf{x}_1 = (1, 1)^t$, and the eigenvalue $\lambda_2 = -\frac{1}{2}$ has the eigenvector $\mathbf{x}_2 = (1, -1)^t$.
 d. The eigenvalue $\lambda_1 = 0$ has the eigenvector $\mathbf{x}_1 = (1, -1)^t$, and the eigenvalue $\lambda_2 = -1$ has the eigenvector $\mathbf{x}_2 = (1, -2)^t$.
 e. The eigenvalue $\lambda_1 = \lambda_2 = 3$ has the eigenvectors $\mathbf{x}_1 = (0, 0, 1)^t$ and $\mathbf{x}_2 = (1, 1, 0)^t$, and the eigenvalue $\lambda_3 = 1$ has the eigenvector $\mathbf{x}_3 = (1, -1, 0)^t$.
 f. The eigenvalue $\lambda_1 = 7$ has the eigenvector $\mathbf{x}_1 = (1, 4, 4)^t$, the eigenvalue $\lambda_2 = 3$ has the eigenvector $\mathbf{x}_2 = (1, 2, 0)^t$, and the eigenvalue $\lambda_3 = -1$ has the eigenvector $\mathbf{x}_3 = (1, 0, 0)^t$.
 g. The eigenvalue $\lambda_1 = \lambda_2 = 1$ has the eigenvectors $\mathbf{x}_1 = (-1, 1, 0)^t$ and $\mathbf{x}_2 = (-1, 0, 1)^t$, and the eigenvalue $\lambda_3 = 5$ has the eigenvector $\mathbf{x}_3 = (1, 2, 1)^t$.
 h. The eigenvalue $\lambda_1 = 3$ has the eigenvector $\mathbf{x}_1 = (-1, 1, 2)^t$, the eigenvalue $\lambda_2 = 4$ has the eigenvector $\mathbf{x}_2 = (0, 1, 2)^t$, and the eigenvalue $\lambda_3 = -2$ has the eigenvector $\mathbf{x}_3 = (-3, 8, 1)^t$.
3. Only the matrix in (c) is convergent.
5. a. 3 b. 1.618034 c. 0.5 d. 3.162278 e. 3 f. 8.224257 g. 5.203527 h. 5.601152

9. a. $\det(A - \lambda I) = \det((A - \lambda I)') = \det(A' - \lambda I)$
 b. If $A\mathbf{x} = \lambda\mathbf{x}$, then $A^2\mathbf{x} = \lambda A\mathbf{x} = \lambda^2\mathbf{x}$, and by induction, $A^k\mathbf{x} = \lambda^k\mathbf{x}$.
 c. If $A\mathbf{x} = \lambda\mathbf{x}$ and A^{-1} exists, then $\mathbf{x} = \lambda A^{-1}\mathbf{x}$. By Exercise 8 (b), $\lambda \neq 0$, so $\frac{1}{\lambda}\mathbf{x} = A^{-1}\mathbf{x}$.
 d. Since $A^{-1}\mathbf{x} = \frac{1}{\lambda}\mathbf{x}$, we have $(A^{-1})^2\mathbf{x} = \frac{1}{\lambda}A^{-1}\mathbf{x} = \frac{1}{\lambda^2}\mathbf{x}$. Mathematical induction gives

$$(A^{-1})^k\mathbf{x} = \frac{1}{\lambda^k}\mathbf{x}.$$

- e. If $A\mathbf{x} = \lambda\mathbf{x}$, then

$$q(A)\mathbf{x} = q_0\mathbf{x} + q_1A\mathbf{x} + \dots + q_kA^k\mathbf{x} = q_0\mathbf{x} + q_1\lambda\mathbf{x} + \dots + q_k\lambda^k\mathbf{x} = q(\lambda)\mathbf{x}.$$

- f. Let $A - \alpha I$ be nonsingular. Since $A\mathbf{x} = \lambda\mathbf{x}$,

$$(A - \alpha I)\mathbf{x} = A\mathbf{x} - \alpha I\mathbf{x} = \lambda\mathbf{x} - \alpha\mathbf{x} = (\lambda - \alpha)\mathbf{x}.$$

Thus,

$$\frac{1}{\lambda - \alpha}\mathbf{x} = (A - \alpha I)^{-1}\mathbf{x}.$$

11. a. We have the real eigenvalue $\lambda = 1$ with the eigenvector $\mathbf{x} = (6, 3, 1)'$.
 b. Choose any multiple of the vector $(6, 3, 1)'$.
 13. Let $A\mathbf{x} = \lambda\mathbf{x}$. Then $|\lambda| \|\mathbf{x}\| = \|A\mathbf{x}\| \leq \|A\| \|\mathbf{x}\|$, which implies $|\lambda| \leq \|A\|$. Also, $(1/\lambda)\mathbf{x} = A^{-1}\mathbf{x}$ so $1/|\lambda| \leq \|A^{-1}\|$ and $\|A^{-1}\|^{-1} \leq |\lambda|$.

Exercise Set 7.3 (Page 451)

1. Two iterations of Jacobi's method gives the following results.
 a. $(0.1428571, -0.3571429, 0.4285714)'$
 b. $(0.97, 0.91, 0.74)'$
 c. $(-0.65, 1.65, -0.4, -2.475)'$
 d. $(-0.5208333, -0.04166667, -0.2166667, 0.4166667)'$
 e. $(1.325, -1.6, 1.6, 1.675, 2.425)'$
 f. $(0.6875, 1.125, 0.6875, 1.375, 0.5625, 1.375)'$
3. Jacobi's Algorithm gives the following results.
 a. $\mathbf{x}^{(10)} = (0.03507839, -0.2369262, 0.6578015)'$
 b. $\mathbf{x}^{(6)} = (0.9957250, 0.9577750, 0.7914500)'$
 c. $\mathbf{x}^{(22)} = (-0.7975853, 2.794795, -0.2588888, -2.251879)'$
 d. $\mathbf{x}^{(14)} = (-0.7529267, 0.04078538, -0.2806091, 0.6911662)'$
 e. $\mathbf{x}^{(12)} = (0.7870883, -1.003036, 1.866048, 1.912449, 1.985707)'$
 f. $\mathbf{x}^{(17)} = (0.9996805, 1.999774, 0.9996805, 1.999840, 0.9995482, 1.999840)'$
5. Two iterations of the SOR method give the following results.
 a. $(0.05410079, -0.2115435, 0.6477159)'$
 b. $(0.9876790, 0.9784935, 0.7899328)'$
 c. $(-0.71885, 2.818822, -0.2809726, -2.235422)'$
 d. $(-0.6604902, 0.03700749, -0.2493513, 0.6561139)'$
 e. $(1.079675, -1.260654, 2.042489, 1.995373, 2.049536)'$
 f. $(0.8318750, 1.647766, 0.9189856, 1.791281, 0.8712129, 1.959155)'$

7. The SOR Algorithm gives the following results.

- a. $\mathbf{x}^{(12)} = (0.03488469, -0.2366474, 0.6579013)^t$
- b. $\mathbf{x}^{(7)} = (0.9958341, 0.9579041, 0.7915756)^t$
- c. $\mathbf{x}^{(8)} = (-0.7976009, 2.795288, -0.2588293, -2.251768)^t$
- d. $\mathbf{x}^{(7)} = (-0.7534489, 0.04106617, -0.2808146, 0.6918049)^t$
- e. $\mathbf{x}^{(10)} = (0.7866310, -1.002807, 1.866530, 1.912645, 1.989792)^t$
- f. $\mathbf{x}^{(7)} = (0.9999442, 1.999934, 1.000033, 1.999958, 0.9999815, 2.000007)^t$

9. a.

$$T_j = \begin{bmatrix} 0 & \frac{1}{2} & -\frac{1}{2} \\ -1 & 0 & -1 \\ \frac{1}{2} & \frac{1}{2} & 0 \end{bmatrix} \text{ and } \det(\lambda I - T_j) = \lambda^3 + \frac{5}{4}\lambda.$$

Thus, the eigenvalues of T_j are 0 and $\pm \frac{\sqrt{5}}{2}i$, so $\rho(T_j) = \frac{\sqrt{5}}{2} > 1$.

- b. $\mathbf{x}^{(25)} = (-20.827873, 2.0000000, -22.827873)^t$
- c.

$$T_g = \begin{bmatrix} 0 & \frac{1}{2} & -\frac{1}{2} \\ 0 & -\frac{1}{2} & -\frac{1}{2} \\ 0 & 0 & -\frac{1}{2} \end{bmatrix} \text{ and } \det(\lambda I - T_g) = \lambda \left(\lambda + \frac{1}{2} \right)^2.$$

Thus, the eigenvalues of T_g are 0, $-1/2$, and $-1/2$; and $\rho(T_g) = 1/2$.

- d. $\mathbf{x}^{(23)} = (1.0000023, 1.9999975, -1.0000001)^t$ is within 10^{-5} in the l_∞ norm.

11. a. Subtract $\mathbf{x} = T\mathbf{x} + \mathbf{c}$ from $\mathbf{x}^{(k)} = T\mathbf{x}^{(k-1)} + \mathbf{c}$ to obtain $\mathbf{x}^{(k)} - \mathbf{x} = T(\mathbf{x}^{(k-1)} - \mathbf{x})$. Thus,

$$\|\mathbf{x}^{(k)} - \mathbf{x}\| \leq \|T\| \|\mathbf{x}^{(k-1)} - \mathbf{x}\|.$$

Inductively, we have

$$\|\mathbf{x}^{(k)} - \mathbf{x}\| \leq \|T\|^k \|\mathbf{x}^{(0)} - \mathbf{x}\|.$$

The remainder of the proof is similar to the proof of Corollary 2.5.

- b. The last column has no entry when $\|T\|_\infty = 1$.

	$\ \mathbf{x}^{(2)} - \mathbf{x}\ _\infty$	$\ T\ _\infty$	$\ T\ _\infty^2 \ \mathbf{x}^{(0)} - \mathbf{x}\ _\infty$	$\frac{\ T\ _\infty^2}{1 - \ T\ _\infty} \ \mathbf{x}^{(1)} - \mathbf{x}^{(0)}\ _\infty$
1 (a)	0.22932	0.857143	0.48335	2.9388
1 (b)	0.051579	0.3	0.089621	0.11571
1 (c)	1.1453	0.9	2.2642	20.25
1 (d)	0.27511	1	0.75342	
1 (e)	0.59743	1	1.9897	
1 (f)	0.875	0.75	1.125	3.375

15.	Jacobi 33 iterations	Gauss-Seidel 8 iterations	SOR ($\omega = 1.2$) 13 iterations
x_1	1.53873501	1.53873270	1.53873549
x_2	0.73142167	0.73141966	0.73142226
x_3	0.10797136	0.10796931	0.10797063
x_4	0.17328530	0.17328340	0.17328480
x_5	0.04055865	0.04055595	0.04055737
x_6	0.08525019	0.08524787	0.08524925
x_7	0.16645040	0.16644711	0.16644868
x_8	0.12198156	0.12197878	0.12198026
x_9	0.10125265	0.10124911	0.10125043
x_{10}	0.09045966	0.09045662	0.09045793
x_{11}	0.07203172	0.07202785	0.07202912
x_{12}	0.07026597	0.07026266	0.07026392
x_{13}	0.06875835	0.06875421	0.06875546
x_{14}	0.06324659	0.06324307	0.06324429
x_{15}	0.05971510	0.05971083	0.05971200
x_{16}	0.05571199	0.05570834	0.05570949
x_{17}	0.05187851	0.05187416	0.05187529
x_{18}	0.04924911	0.04924537	0.04924648
x_{19}	0.04678213	0.04677776	0.04677885
x_{20}	0.04448679	0.04448303	0.04448409
x_{21}	0.04246924	0.04246493	0.04246597
x_{22}	0.04053818	0.04053444	0.04053546
x_{23}	0.03877273	0.03876852	0.03876952
x_{24}	0.03718190	0.03717822	0.03717920
x_{25}	0.03570858	0.03570451	0.03570548
x_{26}	0.03435107	0.03434748	0.03434844
x_{27}	0.03309542	0.03309152	0.03309246
x_{28}	0.03192212	0.03191866	0.03191958
x_{29}	0.03083007	0.03082637	0.03082727
x_{30}	0.02980997	0.02980666	0.02980755
x_{31}	0.02885510	0.02885160	0.02885248
x_{32}	0.02795937	0.02795621	0.02795707
x_{33}	0.02711787	0.02711458	0.02711543
x_{34}	0.02632478	0.02632179	0.02632262

	Jacobi 33 iterations	Gauss-Seidel 8 iterations	SOR ($\omega = 1.2$) 13 iterations
x_{35}	0.02557705	0.02557397	0.02557479
x_{36}	0.02487017	0.02486733	0.02486814
x_{37}	0.02420147	0.02419858	0.02419938
x_{38}	0.02356750	0.02356482	0.02356560
x_{39}	0.02296603	0.02296333	0.02296410
x_{40}	0.02239424	0.02239171	0.02239247
x_{41}	0.02185033	0.02184781	0.02184855
x_{42}	0.02133203	0.02132965	0.02133038
x_{43}	0.02083782	0.02083545	0.02083615
x_{44}	0.02036585	0.02036360	0.02036429
x_{45}	0.01991483	0.01991261	0.01991324
x_{46}	0.01948325	0.01948113	0.01948175
x_{47}	0.01907002	0.01906793	0.01906846
x_{48}	0.01867387	0.01867187	0.01867239
x_{49}	0.01829386	0.01829190	0.01829233
x_{50}	0.71792896	0.01792707	0.01792749
x_{51}	0.01757833	0.01757648	0.01757683
x_{52}	0.01724113	0.01723933	0.01723968
x_{53}	0.01691660	0.01691487	0.01691517
x_{54}	0.01660406	0.01660237	0.01660267
x_{55}	0.01630279	0.01630127	0.01630146
x_{56}	0.01601230	0.01601082	0.01601101
x_{57}	0.01573198	0.01573087	0.01573077
x_{58}	0.01546129	0.01546020	0.01546010
x_{59}	0.01519990	0.01519909	0.01519878
x_{60}	0.01494704	0.01494626	0.01494595
x_{61}	0.01470181	0.01470085	0.01470077
x_{62}	0.01446510	0.01446417	0.01446409
x_{63}	0.01423556	0.01423437	0.01423461
x_{64}	0.01401350	0.01401233	0.01401256
x_{65}	0.01380328	0.01380234	0.01380242
x_{66}	0.01359448	0.01359356	0.01359363
x_{67}	0.01338495	0.01338434	0.01338418
x_{68}	0.01318840	0.01318780	0.01318765
x_{69}	0.01297174	0.01297109	0.01297107
x_{70}	0.01278663	0.01278598	0.01278597
x_{71}	0.01270328	0.01270263	0.01270271
x_{72}	0.01252719	0.01252656	0.01252663
x_{73}	0.01237700	0.01237656	0.01237654
x_{74}	0.01221009	0.01220965	0.01220963
x_{75}	0.01129043	0.01129009	0.01129008
x_{76}	0.01114138	0.01114104	0.01114102
x_{77}	0.01217337	0.01217312	0.01217313
x_{78}	0.01201771	0.01201746	0.01201746
x_{79}	0.01542910	0.01542896	0.01542896
x_{80}	0.01523810	0.01523796	0.01523796

Exercise Set 7.4 (Page 462)

1. The $\|\cdot\|_\infty$ condition number is: a. 50 b. 241.37 c. 600,002 d. 339,866 e. 12 h. 198.17
3. The matrix is ill-conditioned since $K_\infty = 60002$. We have $\bar{\mathbf{x}} = (-1.0000, 2.0000)^t$.
5. a. We have $\bar{\mathbf{x}} = (188.9998, 92.99998, 45.00001, 27.00001, 21.00002)^t$.
b. The condition number is $K_\infty = 80$.
c. The exact solution is $\mathbf{x} = (189, 93, 45, 27, 21)^t$.
9. For the 3×3 Hilbert matrix H , we have

$$\hat{H}^{-1} = \begin{bmatrix} 8.968 & -35.77 & 29.77 \\ -35.77 & 190.6 & -178.6 \\ 29.77 & -178.6 & 178.6 \end{bmatrix}, \quad \hat{H} = \begin{bmatrix} 0.9799 & 0.4870 & 0.3238 \\ 0.4860 & 0.3246 & 0.2434 \\ 0.3232 & 0.2433 & 0.1949 \end{bmatrix},$$

and $\|H - \hat{H}\|_\infty = 0.04260$.

Exercise Set 7.5 (Page 478)

1. (0.18, 0.13)^t
b. (0.19, 0.10)^t
c. Gaussian elimination gives the best answer since $\mathbf{v}^{(2)} = (0, 0)^t$ in the conjugate gradient method.
d. (0.13, 0.21)^t. There is no improvement, although $\mathbf{v}^{(2)} \neq \mathbf{0}$.
3. a. (1.00, -1.00, 1.00)^t
b. (0.827, 0.0453, -0.0357)^t
c. Partial pivoting and scaled partial pivoting also give (1.00, -1.00, 1.00)^t.
d. (0.776, 0.238, -0.185)^t;
The residual from (3b) is $(-0.0004, -0.0038, 0.0037)^t$, and the residual from part (3d) is $(0.0022, -0.0038, 0.0024)^t$. There does not appear to be much improvement, if any. Rounding error is more prevalent because of the increase in the number of matrix multiplications.
5. a. $\mathbf{x}^{(2)} = (0.1535933456, -0.1697932117, 0.5901172091)^t$, $\|\mathbf{r}^{(2)}\|_\infty = 0.221$.
b. $\mathbf{x}^{(2)} = (0.9993129510, 0.9642734456, 0.7784266575)^t$, $\|\mathbf{r}^{(2)}\|_\infty = 0.144$.
c. $\mathbf{x}^{(2)} = (-0.7290954114, 2.515782452, -0.6788904058, -2.331943982)^t$, $\|\mathbf{r}^{(2)}\|_\infty = 2.2$.
d. $\mathbf{x}^{(2)} = (-0.7071108901, -0.0954748881, -0.3441074093, 0.5256091497)^t$, $\|\mathbf{r}^{(2)}\|_\infty = 0.39$.
e. $\mathbf{x}^{(2)} = (0.5335968381, 0.9367588935, 1.339920949, 1.743083004, 1.743083004)^t$, $\|\mathbf{r}^{(2)}\|_\infty = 1.3$.
f. $\mathbf{x}^{(2)} = (1.022375671, 1.686451893, 1.022375671, 2.060919568, 0.8310997764, 2.060919568)^t$, $\|\mathbf{r}^{(2)}\|_\infty = 1.13$.
7. a. $\mathbf{x}^{(3)} = (0.06185567013, -0.1958762887, 0.6185567010)^t$, $\|\mathbf{r}^{(3)}\|_\infty = 0.4 \times 10^{-9}$.
b. $\mathbf{x}^{(3)} = (0.9957894738, 0.9578947369, 0.7915789474)^t$, $\|\mathbf{r}^{(3)}\|_\infty = 0.1 \times 10^{-9}$.
c. $\mathbf{x}^{(4)} = (-0.7976470579, 2.795294120, -0.2588235305, -2.251764706)^t$, $\|\mathbf{r}^{(4)}\|_\infty = 0.39 \times 10^{-7}$.
d. $\mathbf{x}^{(4)} = (-0.7534246575, 0.04109589039, -0.2808219179, 0.6917808219)^t$, $\|\mathbf{r}^{(4)}\|_\infty = 0.11 \times 10^{-9}$.
e. $\mathbf{x}^{(5)} = (0.4516129032, 0.7096774197, 1.677419355, 1.741935483, 1.806451613)^t$, $\|\mathbf{r}^{(5)}\|_\infty = 0.2 \times 10^{-9}$.
f. $\mathbf{x}^{(4)} = (1.000000000, 2.000000000, 1.000000000, 2.000000000, 0.9999999997, 2.000000000)^t$,
 $\|\mathbf{r}^{(4)}\|_\infty = 0.44 \times 10^{-9}$.

9.	Jacobi	Gauss-Seidel	SOR ($\omega = 1.3$)	Conjugate Gradient
a.	49	28	13	9
	iterations	iterations	iterations	iterations
x_1	0.93406183	0.93406917	0.93407584	0.93407713
x_2	0.97473885	0.97475285	0.97476180	0.97476363
x_3	1.10688692	1.10690302	1.10691093	1.10691243
x_4	1.42346150	1.42347226	1.42347591	1.42347699
x_5	0.85931331	0.85932730	0.85933633	0.85933790
x_6	0.80688119	0.80690725	0.80691961	0.80692197
x_7	0.85367746	0.85370564	0.85371536	0.85372011
x_8	1.10688692	1.10690579	1.10691075	1.10691250
x_9	0.87672774	0.87674384	0.87675177	0.87675250
x_{10}	0.80424512	0.80427330	0.80428301	0.80428524
x_{11}	0.80688119	0.80691173	0.80691989	0.80692252
x_{12}	0.97473885	0.97475850	0.97476265	0.97476392
x_{13}	0.93003466	0.93004542	0.93004899	0.93004987
x_{14}	0.87672774	0.87674661	0.87675155	0.87675298
x_{15}	0.85931331	0.85933296	0.85933709	0.85933979
x_{16}	0.93406183	0.93407462	0.93407672	0.93407768

b.	Jacobi	Gauss-Seidel	SOR ($\omega = 1.2$)	Conjugate Gradient
	60	35	23	11
	iterations	iterations	iterations	iterations
x_1	0.39668038	0.39668651	0.39668915	0.39669775
x_2	0.07175540	0.07176830	0.07177348	0.07178516
x_3	-0.23080396	-0.23078609	-0.23077981	-0.23076923
x_4	0.24549277	0.24550989	0.24551535	0.24552253
x_5	0.83405412	0.83406516	0.83406823	0.83407148
x_6	0.51497606	0.51498897	0.51499414	0.51500583
x_7	0.12116003	0.12118683	0.12119625	0.12121212
x_8	-0.24044414	-0.24040991	-0.24039898	-0.24038462
x_9	0.37873579	0.37876891	0.37877812	0.37878788
x_{10}	1.09073364	1.09075392	1.09075899	1.09076341
x_{11}	0.54207872	0.54209658	0.54210286	0.54211344
x_{12}	0.13838259	0.13841682	0.13842774	0.13844211
x_{13}	-0.23083868	-0.23079452	-0.23078224	-0.23076923
x_{14}	0.41919067	0.41923122	0.41924136	0.41925019
x_{15}	1.15015953	1.15018477	1.15019025	1.15019425
x_{16}	0.51497606	0.51499318	0.51499864	0.51500583
x_{17}	0.12116003	0.12119315	0.12120236	0.12121212
x_{18}	-0.24044414	-0.24040359	-0.24039345	-0.24038462
x_{19}	0.37873579	0.37877365	0.37878188	0.37878788
x_{20}	1.09073364	1.09075629	1.09076069	1.09076341
x_{21}	0.39668038	0.39669142	0.39669449	0.39669775
x_{22}	0.07175540	0.07177567	0.07178074	0.07178516
x_{23}	-0.23080396	-0.23077872	-0.23077323	-0.23076923
x_{24}	0.24549277	0.24551542	0.24551982	0.24552253
x_{25}	0.83405412	0.83406793	0.83407025	0.83407148

c.	Jacobi 15 iterations	Gauss-Seidel 9 iterations	SOR ($\omega = 1.2$) 8 iterations	Conjugate Gradient 8 iterations
x_1	-3.07611424	-3.07611739	-3.07611796	-3.07611794
x_2	-1.65223176	-1.65223563	-1.65223579	-1.65223582
x_3	-0.53282391	-0.53282528	-0.53282531	-0.53282528
x_4	-0.04471548	-0.04471608	-0.04471609	-0.04471604
x_5	0.17509673	0.17509661	0.17509661	0.17509661
x_6	0.29568226	0.29568223	0.29568223	0.29568218
x_7	0.37309012	0.37309011	0.37309011	0.37309011
x_8	0.42757934	0.42757934	0.42757934	0.42757927
x_9	0.46817927	0.46817927	0.46817927	0.46817927
x_{10}	0.49964748	0.49964748	0.49964748	0.49964748
x_{11}	0.52477026	0.52477026	0.52477026	0.52477027
x_{12}	0.54529835	0.54529835	0.54529835	0.54529836
x_{13}	0.56239007	0.56239007	0.56239007	0.56239009
x_{14}	0.57684345	0.57684345	0.57684345	0.57684347
x_{15}	0.58922662	0.58922662	0.58922662	0.58922664
x_{16}	0.59995522	0.59995522	0.59995522	0.59995523
x_{17}	0.60934045	0.60934045	0.60934045	0.60934045
x_{18}	0.61761997	0.61761997	0.61761997	0.61761998
x_{19}	0.62497846	0.62497846	0.62497846	0.62497847
x_{20}	0.63156161	0.63156161	0.63156161	0.63156161
x_{21}	0.63748588	0.63748588	0.63748588	0.63748588
x_{22}	0.64284553	0.64284553	0.64284553	0.64284553
x_{23}	0.64771764	0.64771764	0.64771764	0.64771764
x_{24}	0.65216585	0.65216585	0.65216585	0.65216585
x_{25}	0.65624320	0.65624320	0.65624320	0.65624320
x_{26}	0.65999423	0.65999423	0.65999423	0.65999422
x_{27}	0.66345660	0.66345660	0.66345660	0.66345660
x_{28}	0.66666242	0.66666242	0.66666242	0.66666242
x_{29}	0.66963919	0.66963919	0.66963919	0.66963919
x_{30}	0.67241061	0.67241061	0.67241061	0.67241060
x_{31}	0.67499722	0.67499722	0.67499722	0.67499721
x_{32}	0.67741692	0.67741692	0.67741691	0.67741691
x_{33}	0.67968535	0.67968535	0.67968535	0.67968535
x_{34}	0.68181628	0.68181628	0.68181628	0.68181628
x_{35}	0.68382184	0.68382184	0.68382184	0.68382184
x_{36}	0.68571278	0.68571278	0.68571278	0.68571278
x_{37}	0.68749864	0.68749864	0.68749864	0.68749864
x_{38}	0.68918652	0.68918652	0.68918652	0.68918652
x_{39}	0.69067718	0.69067718	0.69067718	0.69067717
x_{40}	0.68363346	0.68363346	0.68363346	0.68363349

11. a.	Solution	Residual
	2.55613420	0.00668246
	4.09171393	-0.00533953
	4.60840390	-0.01739814
	3.64309950	-0.03171624
	5.13950533	0.01308093
	7.19697808	-0.02081095
	7.68140405	-0.04593118
	5.93227784	0.01692180
	5.81798997	0.04414047
	5.85447806	0.03319707
	5.94202521	-0.00099947
	4.42152959	-0.00072826
	3.32211695	0.02363822
	4.49411604	0.00982052
	4.80968966	0.00846967
	3.81108707	-0.01312902

This converges in 6 iterations with tolerance 5.00×10^{-2} in the l_∞ norm and $\|\mathbf{r}^{(6)}\|_\infty = 0.046$.

b.	Solution	Residual
	2.55613420	0.00668246
	4.09171393	-0.00533953
	4.60840390	-0.01739814
	3.64309950	-0.03171624
	5.13950533	0.01308093
	7.19697808	-0.02081095
	7.68140405	-0.04593118
	5.93227784	0.01692180
	5.81798996	0.04414047
	5.85447805	0.03319706
	5.94202521	-0.00099947
	4.42152959	-0.00072826
	3.32211694	0.02363822
	4.49411603	0.00982052
	4.80968966	0.00846967
	3.81108707	-0.01312902

This converges in 6 iterations with tolerance 5.00×10^{-2} in the l_∞ norm and $\|\mathbf{r}^{(6)}\|_\infty = 0.046$.

c. All tolerances lead to the same convergence specifications.

13. a. Let $\{\mathbf{v}^{(1)}, \dots, \mathbf{v}^{(n)}\}$ be a set of nonzero A -orthogonal vectors for the symmetric positive definite matrix A . Then $\langle \mathbf{v}^{(i)}, A\mathbf{v}^{(j)} \rangle = 0$, if $i \neq j$. Suppose

$$c_1 \mathbf{v}^{(1)} + c_2 \mathbf{v}^{(2)} + \dots + c_n \mathbf{v}^{(n)} = \mathbf{0},$$

where not all c_i are zero. Suppose k is the smallest integer for which $c_k \neq 0$. Then

$$c_k \mathbf{v}^{(k)} + c_{k+1} \mathbf{v}^{(k+1)} + \dots + c_n \mathbf{v}^{(n)} = \mathbf{0}.$$

We solve for $\mathbf{v}^{(k)}$ to obtain

$$\mathbf{v}^{(k)} = -\frac{c_{k+1}}{c_k} \mathbf{v}^{(k+1)} - \dots - \frac{c_n}{c_k} \mathbf{v}^{(n)}.$$

Multiplying by A gives

$$A\mathbf{v}^{(k)} = -\frac{c_{k+1}}{c_k}A\mathbf{v}^{(k+1)} - \dots - \frac{c_n}{c_k}A\mathbf{v}^{(n)},$$

so

$$\begin{aligned} (\mathbf{v}^{(k)})^t A\mathbf{v}^{(k)} &= -\frac{c_{k+1}}{c_k}(\mathbf{v}^{(k)})^t A\mathbf{v}^{(k+1)} - \dots - \frac{c_n}{c_k}(\mathbf{v}^{(k)})^t A\mathbf{v}^{(n)} \\ &= -\frac{c_{k+1}}{c_k}\langle \mathbf{v}^{(k)}, A\mathbf{v}^{(k+1)} \rangle - \dots - \frac{c_n}{c_k}\langle \mathbf{v}^{(k)}, A\mathbf{v}^{(n)} \rangle \\ &= -\frac{c_{k+1}}{c_k} \cdot 0 - \dots - \frac{c_n}{c_k} \cdot 0. \end{aligned}$$

Since A is positive definite, $\mathbf{v}^{(k)} = \mathbf{0}$, which is a contradiction. Thus, all c_i must be zero, and $\{\mathbf{v}^{(1)}, \dots, \mathbf{v}^{(n)}\}$ is linearly independent.

- b. Let $\{\mathbf{v}^{(1)}, \dots, \mathbf{v}^{(n)}\}$ be a set of nonzero A -orthogonal vectors for the symmetric positive definite matrix A , and let \mathbf{z} be orthogonal to $\mathbf{v}^{(i)}$, for each $i = 1, \dots, n$. From part (a), the set $\{\mathbf{v}^{(1)}, \dots, \mathbf{v}^{(n)}\}$ is linearly independent, so there is a collection of constants β_1, \dots, β_n with

$$\mathbf{z} = \sum_{i=1}^n \beta_i \mathbf{v}^{(i)}.$$

Hence,

$$\langle \mathbf{z}, \mathbf{z} \rangle = \mathbf{z}^t \mathbf{z} = \sum_{i=1}^n \beta_i \mathbf{z}^t \mathbf{v}^{(i)} = \sum_{i=1}^n \beta_i \cdot 0 = 0,$$

and Theorem 7.30, part (v), implies that $\mathbf{z} = \mathbf{0}$.

Exercise Set 8.1 (Page 493)

- The linear least-squares polynomial is $1.70784x + 0.89968$.
- The least-squares polynomials with their errors are, respectively, $0.6208950 + 1.219621x$, with $E = 2.719 \times 10^{-5}$; $0.5965807 + 1.253293x - 0.01085343x^2$, with $E = 1.801 \times 10^{-5}$; and $0.6290193 + 1.185010x + 0.03533252x^2 - 0.01004723x^3$, with $E = 1.741 \times 10^{-5}$.
- The linear least-squares polynomial is $72.0845x - 194.138$, with error 329.
 - The least-squares polynomial of degree two is $6.61821x^2 - 1.14352x + 1.23556$, with error 1.44×10^{-3} .
 - The least-squares polynomial of degree three is $-0.0136742x^3 + 6.84557x^2 - 2.37919x + 3.42904$, with error 5.27×10^{-4} .
 - The least-squares approximation of the form be^{ax} is $24.2588e^{0.372382x}$, with error 418.
 - The least-squares approximation of the form bx^a is $6.23903x^{2.01954}$, with error 0.00703.
- $k = 0.8996$, $E(k) = 0.295$
 - $k = 0.9052$, $E(k) = 0.128$ Part (b) fits the total experimental data best.
- The least squares line for the point average is 0.101 (ACT score) $+ 0.487$.
- The linear least-squares polynomial gives $y \approx 0.17952x + 8.2084$.
- $\ln R = \ln 1.304 + 0.5756 \ln W$
 - $E = 25.25$
 - $\ln R = \ln 1.051 + 0.7006 \ln W + 0.06695(\ln W)^2$
 - $E = \sum_{i=1}^{37} (R_i - bW_i^a e^{c(\ln W_i)^2})^2 = 20.30$

Exercise Set 8.2 (Page 506)

1. The linear least-squares approximations are:
 - a. $P_1(x) = 1.833333 + 4x$
 - b. $P_1(x) = -1.600003 + 3.600003x$
 - c. $P_1(x) = 1.140981 - 0.2958375x$
 - d. $P_1(x) = 0.1945267 + 3.000001x$
 - e. $P_1(x) = 0.6109245 + 0.09167105x$
 - f. $P_1(x) = -1.861455 + 1.666667x$
3. The linear least-squares approximations on $[-1, 1]$ are:
 - a. $P_1(x) = 3.333333 - 2x$
 - b. $P_1(x) = 0.6000025x$
 - c. $P_1(x) = 0.5493063 - 0.2958375x$
 - d. $P_1(x) = 1.175201 + 1.103639x$
 - e. $P_1(x) = 0.4207355 + 0.4353975x$
 - f. $P_1(x) = 0.6479184 + 0.5281226x$
5. The errors for the approximations in Exercise 3 are: a. 0.177779 b. 0.0457206 c. 0.00484624 d. 0.0526541 e. 0.0153784 f. 0.00363453
7. The Gram-Schmidt process produces the following collections of polynomials:
 - a. $\phi_0(x) = 1, \phi_1(x) = x - 0.5, \phi_2(x) = x^2 - x + \frac{1}{6},$ and $\phi_3(x) = x^3 - 1.5x^2 + 0.6x - 0.05$
 - b. $\phi_0(x) = 1, \phi_1(x) = x - 1, \phi_2(x) = x^2 - 2x + \frac{2}{3},$ and $\phi_3(x) = x^3 - 3x^2 + \frac{12}{5}x - \frac{2}{5}$
 - c. $\phi_0(x) = 1, \phi_1(x) = x - 2, \phi_2(x) = x^2 - 4x + \frac{11}{3},$ and $\phi_3(x) = x^3 - 6x^2 + 11.4x - 6.8$
9. The least-squares polynomials of degree two are:
 - a. $P_2(x) = 3.833333\phi_0(x) + 4\phi_1(x) + 0.9999998\phi_2(x)$
 - b. $P_2(x) = 2\phi_0(x) + 3.6\phi_1(x) + 3\phi_2(x)$
 - c. $P_2(x) = 0.5493061\phi_0(x) - 0.2958369\phi_1(x) + 0.1588785\phi_2(x)$
 - d. $P_2(x) = 3.194528\phi_0(x) + 3\phi_1(x) + 1.458960\phi_2(x)$
 - e. $P_2(x) = 0.6567600\phi_0(x) + 0.09167105\phi_1(x) - 0.7375118\phi_2(x)$
 - f. $P_2(x) = 1.471878\phi_0(x) + 1.666667\phi_1(x) + 0.2597705\phi_2(x)$
11. The Laguerre polynomials are $L_1(x) = x - 1, L_2(x) = x^2 - 4x + 2$ and $L_3(x) = x^3 - 9x^2 + 18x - 6$.

Exercise Set 8.3 (Page 516)

1. The interpolating polynomials of degree two are:
 - a. $P_2(x) = 2.377443 + 1.590534(x - 0.8660254) + 0.5320418(x - 0.8660254)x$
 - b. $P_2(x) = 0.7617600 + 0.8796047(x - 0.8660254)$
 - c. $P_2(x) = 1.052926 + 0.4154370(x - 0.8660254) - 0.1384262x(x - 0.8660254)$
 - d. $P_2(x) = 0.5625 + 0.649519(x - 0.8660254) + 0.75x(x - 0.8660254)$
3. The interpolating polynomials of degree three are:
 - a. $P_3(x) = 2.519044 + 1.945377(x - 0.9238795) + 0.7047420(x - 0.9238795)(x - 0.3826834)$
 $+ 0.1751757(x - 0.9238795)(x - 0.3826834)(x + 0.3826834)$
 - b. $P_3(x) = 0.7979459 + 0.7844380(x - 0.9238795) - 0.1464394(x - 0.9238795)(x - 0.3826834)$
 $- 0.1585049(x - 0.9238795)(x - 0.3826834)(x + 0.3826834)$

c. $P_3(x) = 1.072911 + 0.3782067(x - 0.9238795) - 0.09799213(x - 0.9238795)(x - 0.3826834) + 0.04909073(x - 0.9238795)(x - 0.3826834)(x + 0.3826834)$

d. $P_3(x) = 0.7285533 + 1.306563(x - 0.9238795) + 0.9999999(x - 0.9238795)(x - 0.3826834)$

5. The zeros of \tilde{T}_3 produce the following interpolating polynomials of degree two.

a. $P_2(x) = 0.3489153 - 0.1744576(x - 2.866025) + 0.1538462(x - 2.866025)(x - 2)$

b. $P_2(x) = 0.1547375 - 0.2461152(x - 1.866025) + 0.1957273(x - 1.866025)(x - 1)$

c. $P_2(x) = 0.6166200 - 0.2370869(x - 0.9330127) - 0.7427732(x - 0.9330127)(x - 0.5)$

d. $P_2(x) = 3.0177125 + 1.883800(x - 2.866025) + 0.2584625(x - 2.866025)(x - 2)$

7. The cubic polynomial $\frac{383}{384}x - \frac{5}{32}x^3$ approximates $\sin x$ with error at most 7.19×10^{-4} .

9. The change of variable $x = \cos \theta$ produces

$$\int_{-1}^1 \frac{T_n^2(x)}{\sqrt{1-x^2}} dx = \int_{-1}^1 \frac{[\cos(n \arccos x)]^2}{\sqrt{1-x^2}} dx = \int_0^\pi (\cos(n\theta))^2 dx = \frac{\pi}{2}.$$

Exercise Set 8.4 (Page 528)

1. The Padé approximations of degree two for $f(x) = e^{2x}$ are:

$$n = 2, m = 0 : r_{2,0}(x) = 1 + 2x + 2x^2$$

$$n = 1, m = 1 : r_{1,1}(x) = (1 + x)/(1 - x)$$

$$n = 0, m = 2 : r_{0,2}(x) = (1 - 2x + 2x^2)^{-1}$$

i	x_i	$f(x_i)$	$r_{2,0}(x_i)$	$r_{1,1}(x_i)$	$r_{0,2}(x_i)$
1	0.2	1.4918	1.4800	1.5000	1.4706
2	0.4	2.2255	2.1200	2.3333	1.9231
3	0.6	3.3201	2.9200	4.0000	1.9231
4	0.8	4.9530	3.8800	9.0000	1.4706
5	1.0	7.3891	5.0000	undefined	1.0000

3. $r_{2,3}(x) = (1 + \frac{2}{5}x + \frac{1}{20}x^2)/(1 - \frac{3}{5}x + \frac{3}{20}x^2 - \frac{1}{60}x^3)$

i	x_i	$f(x_i)$	$r_{2,3}(x_i)$
1	0.2	1.22140276	1.22140277
2	0.4	1.49182470	1.49182561
3	0.6	1.82211880	1.82213210
4	0.8	2.22554093	2.22563652
5	1.0	2.71828183	2.71875000

5. $r_{3,3}(x) = (x - \frac{7}{60}x^3)/(1 + \frac{1}{20}x^2)$

i	x_i	$f(x_i)$	MacLaurin polynomial of degree 6	$r_{3,3}(x_i)$
0	0.0	0.00000000	0.00000000	0.00000000
1	0.1	0.09983342	0.09966675	0.09938640
2	0.2	0.19866933	0.19733600	0.19709571
3	0.3	0.29552021	0.29102025	0.29246305
4	0.4	0.38941834	0.37875200	0.38483660
5	0.5	0.47942554	0.45859375	0.47357724

7. The Padé approximations of degree five are:

- a. $r_{0,5}(x) = (1 + x + \frac{1}{2}x^2 + \frac{1}{6}x^3 + \frac{1}{24}x^4 + \frac{1}{120}x^5)^{-1}$
- b. $r_{1,4}(x) = (1 - \frac{1}{5}x)/(1 + \frac{4}{5}x + \frac{3}{10}x^2 + \frac{1}{15}x^3 + \frac{1}{120}x^4)$
- c. $r_{3,2}(x) = (1 - \frac{3}{5}x + \frac{3}{20}x^2 - \frac{1}{60}x^3)/(1 + \frac{2}{5}x + \frac{1}{20}x^2)$
- d. $r_{4,1}(x) = (1 - \frac{4}{5}x + \frac{3}{10}x^2 - \frac{1}{15}x^3 + \frac{1}{120}x^4)/(1 + \frac{1}{5}x)$

i	x_i	$f(x_i)$	$r_{0,5}(x_i)$	$r_{1,4}(x_i)$	$r_{2,3}(x_i)$	$r_{4,1}(x_i)$
1	0.2	0.81873075	0.81873081	0.81873074	0.81873075	0.81873077
2	0.4	0.67032005	0.67032276	0.67031942	0.67031963	0.67032099
3	0.6	0.54881164	0.54883296	0.54880635	0.54880763	0.54882143
4	0.8	0.44932896	0.44941181	0.44930678	0.44930966	0.44937931
5	1.0	0.36787944	0.36809816	0.36781609	0.36781609	0.36805556

- 9. $r_{T_{2,0}}(x) = (1.266066T_0(x) - 1.130318T_1(x) + 0.2714953T_2(x))/T_0(x)$
 $r_{T_{1,1}}(x) = (0.9945705T_0(x) - 0.4569046T_1(x))/(T_0(x) + 0.48038745T_1(x))$
 $r_{T_{0,2}}(x) = 0.7940220T_0(x)/(T_0(x) + 0.8778575T_1(x) + 0.1774266T_2(x))$

i	x_i	$f(x_i)$	$r_{T_{2,0}}(x_i)$	$r_{T_{1,1}}(x_i)$	$r_{T_{0,2}}(x_i)$
1	0.25	0.77880078	0.74592811	0.78595377	0.74610974
2	0.50	0.60653066	0.56515935	0.61774075	0.58807059
3	1.00	0.36787944	0.40724330	0.36319269	0.38633199

11. $r_{T_{2,2}}(x) = \frac{0.91747T_1(x)}{T_0(x) + 0.088914T_2(x)}$

i	x_i	$f(x_i)$	$r_{T_{2,2}}(x_i)$
0	0.00	0.00000000	0.00000000
1	0.10	0.09983342	0.09093843
2	0.20	0.19866933	0.18028797
3	0.30	0.29552021	0.26808992
4	0.40	0.38941834	0.35438412

- 13. a. $e^x = e^{M \ln \sqrt{10+s}} = e^{M \ln \sqrt{10}} e^s = e^{\ln 10 \frac{M}{2}} e^s = 10^{\frac{M}{2}} e^s$
- b. $e^s \approx (1 + \frac{1}{2}s + \frac{1}{10}s^2 + \frac{1}{120}s^3) / (1 - \frac{1}{2}s + \frac{1}{10}s^2 - \frac{1}{120}s^3)$, with $|\text{error}| \leq 3.75 \times 10^{-7}$.

- c. Set $M = \text{round}(0.8685889638x)$, $s = x - M/(0.8685889638)$, and $\hat{f} = (1 + \frac{1}{2}s + \frac{1}{10}s^2 + \frac{1}{120}s^3) / (1 - \frac{1}{2}s + \frac{1}{10}s^2 - \frac{1}{120}s^3)$. Then $f = (3.16227766)^M \hat{f}$.

Exercise Set 8.5 (Page 536)

- $S_2(x) = \frac{\pi^2}{3} - 4 \cos x + \cos 2x$
- $S_3(x) = 3.676078 - 3.676078 \cos x + 1.470431 \cos 2x - 0.7352156 \cos 3x + 3.676078 \sin x - 2.940862 \sin 2x$
- $S_n(x) = \frac{1}{2} + \frac{1}{\pi} \sum_{k=1}^{n-1} \frac{1-(-1)^k}{k} \sin kx$
- The trigonometric least-squares polynomials are:
 - $S_2(x) = \cos 2x$
 - $S_2(x) = 0$
 - $S_3(x) = 1.566453 + 0.5886815 \cos x - 0.2700642 \cos 2x + 0.2175679 \cos 3x + 0.8341640 \sin x - 0.3097866 \sin 2x$
 - $S_3(x) = -2.046326 + 3.883872 \cos x - 2.320482 \cos 2x + 0.7310818 \cos 3x$
- The trigonometric least-squares polynomial is $S_3(x) = -0.4968929 + 0.2391965 \cos x + 1.515393 \cos 2x + 0.2391965 \cos 3x - 1.150649 \sin x$, with error $E(S_3) = 7.271197$.
- The trigonometric least-squares polynomials and their errors are
 - $S_3(x) = -0.08676065 - 1.446416 \cos \pi(x-3) - 1.617554 \cos 2\pi(x-3) + 3.980729 \cos 3\pi(x-3) - 2.154320 \sin \pi(x-3) + 3.907451 \sin 2\pi(x-3)$ with $E(S_3) = 210.90453$
 - $S_3(x) = -0.0867607 - 1.446416 \cos \pi(x-3) - 1.617554 \cos 2\pi(x-3) + 3.980729 \cos 3\pi(x-3) - 2.354088 \cos 4\pi(x-3) - 2.154320 \sin \pi(x-3) + 3.907451 \sin 2\pi(x-3) - 1.166181 \sin 3\pi(x-3)$ with $E(S_4) = 169.4943$
- Let $f(-x) = -f(x)$. The integral $\int_{-a}^0 f(x) dx$ under the change of variable $t = -x$ transforms to

$$-\int_a^0 f(-t) dt = \int_0^a f(-t) dt = -\int_0^a f(t) dt = -\int_0^a f(x) dx.$$

Thus,

$$\int_{-a}^a f(x) dx = \int_{-a}^0 f(x) dx + \int_0^a f(x) dx = -\int_0^a f(x) dx + \int_0^a f(x) dx = 0.$$

Exercise Set 8.6 (Page 546)

- The trigonometric interpolating polynomials are:
 - $S_2(x) = -12.33701 + 4.934802 \cos x - 2.467401 \cos 2x + 4.934802 \sin x$
 - $S_2(x) = -6.168503 + 9.869604 \cos x - 3.701102 \cos 2x + 4.934802 \sin x$
 - $S_2(x) = 1.570796 - 1.570796 \cos x$
 - $S_2(x) = -0.5 - 0.5 \cos 2x + \sin x$
- The Fast Fourier Transform Algorithm gives the following trigonometric interpolating polynomials.
 - $S_4(x) = -11.10331 + 2.467401 \cos x - 2.467401 \cos 2x + 2.467401 \cos 3x - 1.233701 \cos 4x + 5.956833 \sin x - 2.467401 \sin 2x + 1.022030 \sin 3x$
 - $S_4(x) = 1.570796 - 1.340759 \cos x - 0.2300378 \cos 3x$
 - $S_4(x) = -0.1264264 + 0.2602724 \cos x - 0.3011140 \cos 2x + 1.121372 \cos 3x + 0.04589648 \cos 4x - 0.1022190 \sin x + 0.2754062 \sin 2x - 2.052955 \sin 3x$
 - $S_4(x) = -0.1526819 + 0.04754278 \cos x + 0.6862114 \cos 2x - 1.216913 \cos 3x + 1.176143 \cos 4x - 0.8179387 \sin x + 0.1802450 \sin 2x + 0.2753402 \sin 3x$

5.	Approximation	Actual
a.	-69.76415	-62.01255
b.	9.869602	9.869604
c.	-0.7943605	-0.2739383
d.	-0.9593287	-0.9557781

7. The b_j terms are all zero. The a_j terms are as follows:

$a_0 = -4.0008033$	$a_1 = 3.7906715$	$a_2 = -2.2230259$	$a_3 = 0.6258042$
$a_4 = -0.3030271$	$a_5 = 0.1813613$	$a_6 = -0.1216231$	$a_7 = 0.0876136$
$a_8 = -0.0663172$	$a_9 = 0.0520612$	$a_{10} = -0.0420333$	$a_{11} = 0.0347040$
$a_{12} = -0.0291807$	$a_{13} = 0.0249129$	$a_{14} = -0.0215458$	$a_{15} = 0.0188421$
$a_{16} = -0.0166380$	$a_{17} = 0.0148174$	$a_{18} = -0.0132962$	$a_{19} = 0.0120123$
$a_{20} = -0.0109189$	$a_{21} = 0.0099801$	$a_{22} = -0.0091683$	$a_{23} = 0.0084617$
$a_{24} = -0.0078430$	$a_{25} = 0.0072984$	$a_{26} = -0.0068167$	$a_{27} = 0.0063887$
$a_{28} = -0.0060069$	$a_{29} = 0.0056650$	$a_{30} = -0.0053578$	$a_{31} = 0.0050810$
$a_{32} = -0.0048308$	$a_{33} = 0.0046040$	$a_{34} = -0.0043981$	$a_{35} = 0.0042107$
$a_{36} = -0.0040398$	$a_{37} = 0.0038837$	$a_{38} = -0.0037409$	$a_{39} = 0.0036102$
$a_{40} = -0.0034903$	$a_{41} = 0.0033803$	$a_{42} = -0.0032793$	$a_{43} = 0.0031866$
$a_{44} = -0.0031015$	$a_{45} = 0.0030233$	$a_{46} = -0.0029516$	$a_{47} = 0.0028858$
$a_{48} = -0.0028256$	$a_{49} = 0.0027705$	$a_{50} = -0.0027203$	$a_{51} = 0.0026747$
$a_{52} = -0.0026333$	$a_{53} = 0.0025960$	$a_{54} = -0.0025626$	$a_{55} = 0.0025328$
$a_{56} = -0.0025066$	$a_{57} = 0.0024837$	$a_{58} = -0.0024642$	$a_{59} = 0.0024478$
$a_{60} = -0.0024345$	$a_{61} = 0.0024242$	$a_{62} = -0.0024169$	$a_{63} = 0.0024125$

Exercise Set 9.1 (Page 558)

1. a. The eigenvalues and associated eigenvectors are $\lambda_1 = 2, \mathbf{v}^{(1)} = (1, 0, 0)^t$; $\lambda_2 = 1, \mathbf{v}^{(2)} = (0, 2, 1)^t$; and $\lambda_3 = -1, \mathbf{v}^{(3)} = (-1, 1, 1)^t$. The set is linearly independent.
 - b. The eigenvalues and associated eigenvectors are $\lambda_1 = \lambda_2 = \lambda_3 = 1, \mathbf{v}^{(1)} = \mathbf{v}^{(2)} = (1, 0, 1)^t$ and $\mathbf{v}^{(3)} = (0, 1, 1)$. The set is linearly dependent.
 - c. The eigenvalues and associated eigenvectors are $\lambda_1 = 2, \mathbf{v}^{(1)} = (0, 1, 0)^t$; $\lambda_2 = 3, \mathbf{v}^{(2)} = (1, 0, 1)^t$; and $\lambda_3 = 1, \mathbf{v}^{(3)} = (1, 0, -1)^t$. The set is linearly independent.
 - d. The eigenvalues and associated eigenvectors are $\lambda_1 = \lambda_2 = 3, \mathbf{v}^{(1)} = (1, 0, -1)^t, \mathbf{v}^{(2)} = (0, 1, -1)^t$; and $\lambda_3 = 0, \mathbf{v}^{(3)} = (1, 1, 1)^t$. The set is linearly independent.
 - e. The eigenvalues and associated eigenvectors are $\lambda_1 = 1, \mathbf{v}^{(1)} = (0, -1, 1)^t$; $\lambda_2 = 1 + \sqrt{2}, \mathbf{v}^{(2)} = (\sqrt{2}, 1, 1)^t$; and $\lambda_3 = 1 - \sqrt{2}, \mathbf{v}^{(3)} = (-\sqrt{2}, 1, 1)^t$; The set is linearly independent.
 - f. The eigenvalues and associated eigenvectors are $\lambda_1 = 1, \mathbf{v}^{(1)} = (1, 0, -1)^t$; $\lambda_2 = 1, \mathbf{v}^{(2)} = (1, -1, 0)^t$; and $\lambda_3 = 4, \mathbf{v}^{(3)} = (1, 1, 1)^t$. The set is linearly independent.
3. a. The three eigenvalues are within $\{|\lambda| \leq 2\} \cup \{|\lambda - 2| \leq 2\}$.
 - b. The three eigenvalues are within $R_1 = \{|\lambda - 4| \leq 2\}$.
 - c. The three real eigenvalues satisfy $0 \leq \lambda \leq 6$.
 - d. The three real eigenvalues satisfy $1.25 \leq \lambda \leq 8.25$.
 - e. The four real eigenvalues satisfy $-8 \leq \lambda \leq 1$.
 - f. The four real eigenvalues are within $R_1 = \{|\lambda - 2| \leq 4\}$.
5. If $c_1 \mathbf{v}_1 + \cdots + c_k \mathbf{v}_k = \mathbf{0}$, then for any j , with $1 \leq j \leq k$, we have $c_1 \mathbf{v}_j^t \mathbf{v}_1 + \cdots + c_k \mathbf{v}_j^t \mathbf{v}_k = \mathbf{0}$. But orthogonality gives $c_i \mathbf{v}_j^t \mathbf{v}_i = 0$, for $i \neq j$, so $c_j \mathbf{v}_j^t \mathbf{v}_j = 0$ and since $\mathbf{v}_j^t \mathbf{v}_j \neq 0$, we must have $c_j = 0$.

7. Since $\{\mathbf{v}_i\}_{i=1}^n$ is linearly independent in \mathbb{R}^n , there exist numbers c_1, \dots, c_n with

$$\mathbf{x} = c_1 \mathbf{v}_1 + \cdots + c_n \mathbf{v}_n.$$

Hence, for any k , with $1 \leq k \leq n$,

$$\mathbf{v}_k^t \mathbf{x} = c_1 \mathbf{v}_k^t \mathbf{v}_1 + \cdots + c_n \mathbf{v}_k^t \mathbf{v}_n = c_k \mathbf{v}_k^t \mathbf{v}_k = c_k.$$

9. a. The eigenvalues are $\lambda_1 = 5.307857563$, $\lambda_2 = -0.4213112993$, $\lambda_3 = -0.1365462647$ with associated eigenvectors $(0.59020967, 0.51643129, 0.62044441)^t$, $(0.77264234, -0.13876278, -0.61949069)^t$, and $(0.23382978, -0.84501102, 0.48091581)^t$, respectively.
 b. A is not positive definite since $\lambda_2 < 0$ and $\lambda_3 < 0$.

Exercise Set 9.2 (Page 574)

1. The approximate eigenvalues and approximate eigenvectors are:
 a. $\mu^{(3)} = 3.666667$, $\mathbf{x}^{(3)} = (0.9772727, 0.9318182, 1)^t$
 b. $\mu^{(3)} = 2.000000$, $\mathbf{x}^{(3)} = (1, 1, 0.5)^t$
 c. $\mu^{(3)} = 5.000000$, $\mathbf{x}^{(3)} = (-0.2578947, 1, -0.2842105)^t$
 d. $\mu^{(3)} = 5.038462$, $\mathbf{x}^{(3)} = (1, 0.2213741, 0.3893130, 0.4045802)^t$
 e. $\mu^{(3)} = 7.531073$, $\mathbf{x}^{(3)} = (0.6886722, -0.6706677, -0.9219805, 1)^t$
 f. $\mu^{(3)} = 4.106061$, $\mathbf{x}^{(3)} = (0.1254613, 0.08487085, 0.00922509, 1)^t$
3. The approximate eigenvalues and approximate eigenvectors are:
 a. $\mu^{(3)} = 3.959538$, $\mathbf{x}^{(3)} = (0.5816124, 0.5545606, 0.5951383)^t$
 b. $\mu^{(3)} = 2.000000$, $\mathbf{x}^{(3)} = (-0.6666667, -0.6666667, -0.3333333)^t$
 c. $\mu^{(3)} = 7.189567$, $\mathbf{x}^{(3)} = (0.5995308, 0.7367472, 0.3126762)^t$
 d. $\mu^{(3)} = 6.037037$, $\mathbf{x}^{(3)} = (0.5073714, 0.4878571, -0.6634857, -0.2536857)^t$
 e. $\mu^{(3)} = 5.142562$, $\mathbf{x}^{(3)} = (0.8373051, 0.3701770, 0.1939022, 0.3525495)^t$
 f. $\mu^{(3)} = 8.593142$, $\mathbf{x}^{(3)} = (-0.4134762, 0.4026664, 0.5535536, -0.6003962)^t$
5. The approximate eigenvalues and approximate eigenvectors are:
 a. $\lambda_1 \approx \mu^{(9)} = 3.999908$, $\mathbf{x}^{(9)} = (0.9999943, 0.9999828, 1)^t$
 $\lambda_2 \approx \mu^{(1)} = 1.000000$, $\mathbf{x}^{(1)} = (-2.999908, 2.999908, 0)^t$
 b. $\lambda_1 \approx \mu^{(13)} = 2.414214$, $\mathbf{x}^{(13)} = (1, 0.7071429, 0.7070707)^t$
 $\lambda_2 \approx \mu^{(1)} = 1.000000$, $\mathbf{x}^{(1)} = (0, -1.414214, 1.414214)^t$
 c. $\lambda_1 \approx \mu^{(9)} = 5.124749$, $\mathbf{x}^{(9)} = (-0.2424476, 1, -0.3199733)^t$
 $\lambda_2 \approx \mu^{(6)} = 1.636734$, $\mathbf{x}^{(6)} = (1.783218, -1.135350, -3.124733)^t$
 d. $\lambda_1 \approx \mu^{(24)} = 5.235861$, $\mathbf{x}^{(24)} = (1, 0.6178361, 0.1181667, 0.4999220)^t$
 $\lambda_2 \approx \mu^{(10)} = 3.618177$, $\mathbf{x}^{(10)} = (0.7236390, -1.170573, 1.170675, -0.2763374)^t$
 e. $\lambda_1 \approx \mu^{(17)} = 8.999667$, $\mathbf{x}^{(17)} = (0.9999085, -0.9999078, -0.9999993, 1)^t$
 $\lambda_2 \approx \mu^{(21)} = 5.000051$, $\mathbf{x}^{(21)} = (1.999338, -1.999603, 1.999603, -2.000198)^t$
 f. The method did not converge in 25 iterations, but $\lambda_1 \approx \mu^{(363)} = 4.105309$,
 $\mathbf{x}^{(363)} = (0.06286299, 0.08702754, 0.01824680, 1)^t$, $\lambda_2 \approx \mu^{(15)} = -4.024308$, $\mathbf{x}^{(15)} = (-8.151965,$
 $2.100699, 0.7519080, -0.3554941)^t$.
7. The approximate eigenvalues and approximate eigenvectors are:
 a. $\mu^{(8)} = 4.000000$, $\mathbf{x}^{(8)} = (0.5773547, 0.5773282, 0.5773679)^t$
 b. $\mu^{(13)} = 2.414214$, $\mathbf{x}^{(13)} = (-0.7071068, -0.5000255, -0.4999745)^t$

- c. $\mu^{(16)} = 7.223663$, $\mathbf{x}^{(16)} = (0.6247845, 0.7204271, 0.3010466)^t$
 d. $\mu^{(20)} = 7.086130$, $\mathbf{x}^{(20)} = (0.3325999, 0.2671862, -0.7590108, -0.4918246)^t$
 e. $\mu^{(21)} = 5.236068$, $\mathbf{x}^{(21)} = (0.7795539, 0.4815996, 0.09214214, 0.3897016)^t$
 f. $\mu^{(16)} = 9.0000000$, $\mathbf{x}^{(16)} = (-0.4999592, 0.4999584, 0.5000408, -0.5000416)^t$

9. The approximate eigenvalues and approximate eigenvectors are:

- a. $\mu^{(9)} = 1.000000$, $\mathbf{x}^{(9)} = (-0.1542994, 0.7715207, -0.6172095)^t$
 b. $\mu^{(12)} = -0.4142136$, $\mathbf{x}^{(12)} = (-0.7071068, 0.4999894, 0.5000106)^t$
 c. $\mu^{(6)} = 4.961699$, $\mathbf{x}^{(6)} = (-0.4812465, 0.05195336, 0.8750444)^t$
 d. $\mu^{(14)} = 2.485863$, $\mathbf{x}^{(14)} = (-0.6096695, 0.6451951, -0.2779286, 0.3671268)^t$
 e. $\mu^{(10)} = 3.618034$, $\mathbf{x}^{(10)} = (0.3958550, -0.6404796, 0.6404886, -0.1511924)^t$
 f. $\mu^{(6)} = 4.0000000$, $\mathbf{x}^{(6)} = (-0.4999985, -0.5000015, -0.4999985, -0.5000015)^t$

11. The approximate eigenvalues and approximate eigenvectors are:

- a. $\mu^{(2)} = 1.000000$, $\mathbf{x}^{(2)} = (0.1542373, -0.7715828, 0.6171474)^t$
 b. $\mu^{(13)} = 1.000000$, $\mathbf{x}^{(13)} = (0.00007432, -0.7070723, 0.7071413)^t$
 c. $\mu^{(14)} = 4.961699$, $\mathbf{x}^{(14)} = (-0.4814472, 0.05180473, 0.8749428)^t$
 d. $\mu^{(17)} = 4.428007$, $\mathbf{x}^{(17)} = (0.7194230, 0.4231908, 0.1153589, 0.5385466)^t$
 e. $\mu^{(10)} = 3.618034$, $\mathbf{x}^{(10)} = (0.3956185, -0.6406258, 0.6404462, -0.1513711)^t$
 f. The method did not converge in 25 iterations, but $\mu^{(31)} = 5.0000000$, $\mathbf{x}^{(31)} = (0.4999091, -0.5002392, 0.4997607, -0.50009009)^t$

13. a. We have $|\lambda| \leq 6$ for all eigenvalues λ .

b. The approximate eigenvalue is $\mu^{(133)} = 0.69766854$, with the approximate eigenvector $\mathbf{x}^{(133)} = (1, 0.7166727, 0.2568099, 0.04601217)^t$.

d. The characteristic polynomial is $P(\lambda) = \lambda^4 - \frac{1}{4}\lambda - \frac{1}{16}$, and the eigenvalues are $\lambda_1 = 0.6976684972$, $\lambda_2 = -0.2301775942 + 0.56965884i$, $\lambda_3 = -0.2301775942 - 0.56965884i$, and $\lambda_4 = -0.237313308$.

e. The beetle population should approach zero since A is convergent.

15. Using the Inverse Power method with $\mathbf{x}^{(0)} = (1, 0, 0, 1, 0, 0, 1, 0, 0, 1)^t$ and $q = 0$ gives the following results:

- a. $\mu^{(49)} = 1.0201926$, so $\rho(A^{-1}) \approx 1/\mu^{(49)} = 0.9802071$;
 b. $\mu^{(30)} = 1.0404568$, so $\rho(A^{-1}) \approx 1/\mu^{(30)} = 0.9611163$;
 c. $\mu^{(22)} = 1.0606974$, so $\rho(A^{-1}) \approx 1/\mu^{(22)} = 0.9427760$.

The method appears to be stable for all α in $[\frac{1}{4}, \frac{3}{4}]$.

17. Forming $A^{-1}B$ and using the Power method with $\mathbf{x}^{(0)} = (1, 0, 0, 1, 0, 0, 1, 0, 0, 1)^t$ gives the following results:

- a. The spectral radius is approximately $\mu^{(46)} = 0.9800021$.
 b. The spectral radius is approximately $\mu^{(25)} = 0.9603543$.
 c. The spectral radius is approximately $\mu^{(18)} = 0.9410754$.

Exercise Set 9.3 (Page 585)

1. Householder's method produces the following tridiagonal matrices.

$$\begin{array}{ll} \text{a. } \begin{bmatrix} 12.00000 & -10.77033 & 0.0 \\ -10.77033 & 3.862069 & 5.344828 \\ 0.0 & 5.344828 & 7.137931 \end{bmatrix} & \text{b. } \begin{bmatrix} 2.0000000 & 1.414214 & 0.0 \\ 1.414214 & 1.000000 & 0.0 \\ 0.0 & 0.0 & 3.0 \end{bmatrix} \\ \text{c. } \begin{bmatrix} 1.0000000 & -1.414214 & 0.0 \\ -1.414214 & 1.000000 & 0.0 \\ 0.0 & 0.0 & 1.000000 \end{bmatrix} & \text{d. } \begin{bmatrix} 4.750000 & -2.263846 & 0.0 \\ -2.263846 & 4.475610 & -1.219512 \\ 0.0 & -1.219512 & 5.024390 \end{bmatrix} \end{array}$$

3. Householder's method produces the following tridiagonal matrices.

$$\begin{array}{l} \text{a. } \begin{bmatrix} 2.0000000 & 2.8284271 & 1.4142136 \\ -2.8284271 & 1.0000000 & 2.0000000 \\ 0.0000000 & 2.0000000 & 3.0000000 \end{bmatrix} \\ \text{b. } \begin{bmatrix} -1.0000000 & -3.0655513 & 0.0000000 \\ -3.6055513 & -0.23076923 & 3.1538462 \\ 0.0000000 & 0.15384615 & 2.2307692 \end{bmatrix} \\ \text{c. } \begin{bmatrix} 5.0000000 & 4.9497475 & -1.4320780 & -1.5649769 \\ -1.4142136 & -2.0000000 & -2.4855515 & 1.8226448 \\ 0.0000000 & -5.4313902 & -1.4237288 & -2.6486542 \\ 0.0000000 & 0.0000000 & 1.5939865 & 5.4237288 \end{bmatrix} \\ \text{d. } \begin{bmatrix} 4.0000000 & 1.7320508 & 0.0000000 & 0.0000000 \\ 1.7320508 & 2.3333333 & 0.23570226 & 0.40824829 \\ 0.0000000 & -0.47140452 & 4.6666667 & -0.57735027 \\ 0.0000000 & 0.0000000 & 0.0000000 & 5.0000000 \end{bmatrix} \end{array}$$

Exercise Set 9.4 (Page 595)

1. Two iterations of the QR Algorithm produce the following matrices.

$$\begin{array}{l} \text{a. } A^{(3)} = \begin{bmatrix} 0.6939977 & -0.3759745 & 0.0 \\ -0.3759745 & 1.892417 & -0.03039696 \\ 0.0 & -0.03039696 & 3.413585 \end{bmatrix} \\ \text{b. } A^{(3)} = \begin{bmatrix} 4.535466 & 1.212648 & 0.0 \\ 1.212648 & 3.533242 & 3.83 \times 10^{-7} \\ 0.0 & 3.83 \times 10^{-7} & -0.06870782 \end{bmatrix} \\ \text{c. } A^{(3)} = \begin{bmatrix} 4.679567 & -0.2969009 & 0.0 \\ -2.969009 & 3.052484 & -1.207346 \times 10^{-5} \\ 0.0 & -1.207346 \times 10^{-5} & 1.267949 \end{bmatrix} \\ \text{d. } A^{(3)} = \begin{bmatrix} 0.3862092 & 0.4423226 & 0.0 & 0.0 \\ 0.4423226 & 1.787694 & -0.3567744 & 0.0 \\ 0.0 & -0.3567744 & 3.080815 & 3.116382 \times 10^{-5} \\ 0.0 & 0.0 & 3.116382 \times 10^{-5} & 4.745281 \end{bmatrix} \\ \text{e. } A^{(3)} = \begin{bmatrix} -2.826365 & 1.130297 & 0.0 & 0.0 \\ 1.130297 & -2.429647 & -0.1734156 & 0.0 \\ 0.0 & -0.1734156 & 0.8172086 & 1.863997 \times 10^{-9} \\ 0.0 & 0.0 & 1.863997 \times 10^{-9} & 3.438803 \end{bmatrix} \\ \text{f. } A^{(3)} = \begin{bmatrix} 0.2763388 & 0.1454371 & 0.0 & 0.0 \\ 0.1454371 & 0.4543713 & 0.1020836 & 0.0 \\ 0.0 & 0.1020836 & 1.174446 & -4.36 \times 10^{-5} \\ 0.0 & 0.0 & -4.36 \times 10^{-5} & 0.9948441 \end{bmatrix} \end{array}$$

3. The matrices in Exercise 1 have the following eigenvalues, accurate to within 10^{-5} .

- a. 3.414214, 2.000000, 0.58578644
- b. -0.06870782 , 5.346462, 2.722246
- c. 1.267949, 4.732051, 3.000000
- d. 4.745281, 3.177283, 1.822717, 0.2547188
- e. 3.438803, 0.8275517, -1.488068 , -3.778287
- f. 0.9948440, 1.189091, 0.5238224, 0.1922421

5. a. Let

$$P = \begin{bmatrix} \cos \theta & -\sin \theta \\ \sin \theta & \cos \theta \end{bmatrix}$$

and $\mathbf{y} = P\mathbf{x}$. Show that $\|\mathbf{x}\|_2 = \|\mathbf{y}\|_2$. Use the relationship $x_1 + ix_2 = re^{i\alpha}$, where $r = \|\mathbf{x}\|_2$ and $\alpha = \tan^{-1}(x_2/x_1)$, and $y_1 + iy_2 = re^{i(\alpha+\theta)}$.

b. Let $\mathbf{x} = (1, 0)^t$ and $\theta = \pi/4$.

11. a. To within 10^{-5} , the eigenvalues are 2.618034, 3.618034, 1.381966, and 0.3819660.

b. In terms of p and ρ the eigenvalues are $-65.45085p/\rho$, $-90.45085p/\rho$, $-34.54915p/\rho$, and $-9.549150p/\rho$.

13. The actual eigenvalues are as follows:

a. When $\alpha = 1/4$ we have 0.97974649, 0.92062677, 0.82743037, 0.70770751, 0.57115742, 0.42884258, 0.29229249, 0.17256963, 0.07937323, and 0.02025351.

b. When $\alpha = 1/2$ we have 0.95949297, 0.84125353, 0.65486073, 0.41541501, 0.14231484, -0.14231484 , -0.41541501 , -0.65486073 , -0.84125353 , and -0.95949297 .

c. When $\alpha = 3/4$ we have 0.93923946, 0.76188030, 0.48229110, 0.12312252, -0.28652774 , -0.71347226 , -1.12312252 , -1.48229110 , -1.76188030 , and -1.93923946 . The method appears to be stable for $\alpha \leq \frac{1}{2}$.

Exercise Set 10.1 (Page 609)

1. Use Theorem 10.5.

3. Use Theorem 10.5 for each of the partial derivatives.

5. b. With $\mathbf{x}^{(0)} = (0, 0)^t$ and tolerance 10^{-5} , we have $\mathbf{x}^{(13)} = (0.9999973, 0.9999973)^t$.

c. With $\mathbf{x}^{(0)} = (0, 0)^t$ and tolerance 10^{-5} , we have $\mathbf{x}^{(11)} = (0.9999984, 0.9999991)^t$.

7. a. With $\mathbf{x}^{(0)} = (1, 1, 1)^t$, we have $\mathbf{x}^{(5)} = (5.0000000, 0.0000000, -0.5235988)^t$.

b. With $\mathbf{x}^{(0)} = (1, 1, 1)^t$, we have $\mathbf{x}^{(9)} = (1.0364011, 1.0857072, 0.93119113)^t$.

c. With $\mathbf{x}^{(0)} = (0, 0, 0.5)^t$, we have $\mathbf{x}^{(5)} = (0.00000000, 0.09999999, 1.0000000)^t$.

d. With $\mathbf{x}^{(0)} = (0, 0, 0)^t$, we have $\mathbf{x}^{(5)} = (0.49814471, -0.19960600, -0.52882595)^t$.

9. a. With $\mathbf{G}(\mathbf{x}) = \left(\sqrt{x_1 - x_2^2}, \sqrt{x_1^2 - x_2} \right)^t$ and $\mathbf{x}^{(0)} = (0.7, 0.4)^t$, we have $\mathbf{x}^{(14)} = (0.77184647, 0.41965131)^t$.

b. With $\mathbf{G}(\mathbf{x}) = \left(x/\sqrt{3}, \sqrt{(1+x_1^3)/(3x_1)} \right)^t$ and $\mathbf{x}^{(0)} = (0.4, 0.7)^t$, we have $\mathbf{x}^{(20)} = (0.4999980, 0.8660221)^t$.

c. With $\mathbf{G}(\mathbf{x}) = \left(\sqrt{37 - x_2}, \sqrt{x_1 - 5}, 3 - x_1 - x_2 \right)^t$ and $\mathbf{x}^{(0)} = (5, 1, -1)^t$, we have $\mathbf{x}^{(10)} = (6.0000002, 1.0000000, -3.9999971)^t$.

d. With $\mathbf{G}(\mathbf{x}) = \left(\sqrt{2x_3 + x_2 - 2x_2^2}, \sqrt{(10x_3 + x_1^2)/8}, x_1^2/(7x_2) \right)^t$ and $\mathbf{x}^{(0)} = (0.5, 0.5, 0)^t$, we have $\mathbf{x}^{(60)} = (0.5291548, 0.4000018, 0.09999853)^t$.

11. A stable solution occurs when $x_1 = 8000$ and $x_2 = 4000$.

Exercise Set 10.2 (Page 617)

1. a. $\mathbf{x}^{(2)} = (0.4958936, 1.983423)^t$

b. $\mathbf{x}^{(2)} = (-0.5131616, -0.01837622)^t$

c. $\mathbf{x}^{(2)} = (0.5001667, 0.2508036, -0.5173874)^t$

d. $\mathbf{x}^{(2)} = (4.350877, 18.49123, -19.84211)^t$

3. a. $\mathbf{x}^{(5)} = (0.5000000, 0.8660254)^t$

b. $\mathbf{x}^{(6)} = (1.772454, 1.772454)^t$

c. $\mathbf{x}^{(5)} = (-1.456043, -1.664230, 0.4224934)'$

d. $\mathbf{x}^{(4)} = (0.4981447, -0.1996059, -0.5288260)'$

5. With $\mathbf{x}^{(0)} = (1, 1 - 1)'$ and $TOL = 10^{-6}$, we have $\mathbf{x}^{(20)} = (0.5, 9.5 \times 10^{-7}, -0.5235988)'$.

7. When the dimension n is 1, $\mathbf{F}(\mathbf{x})$ is a one-component function $f(\mathbf{x}) = f_1(\mathbf{x})$, and the vector \mathbf{x} has only one component $x_1 = x$. In this case, the Jacobian matrix $J(\mathbf{x})$ reduces to the 1×1 matrix $\left[\frac{\partial f_1}{\partial x_1}(\mathbf{x}) \right] = f'(\mathbf{x}) = f'(x)$. Thus, the vector equation

$$\mathbf{x}^{(k)} = \mathbf{x}^{(k-1)} - J(\mathbf{x}^{(k-1)})^{-1} \mathbf{F}(\mathbf{x}^{(k-1)})$$

becomes the scalar equation

$$x_k = x_{k-1} - f(x_{k-1})^{-1} f(x_{k-1}) = x_{k-1} - \frac{f(x_{k-1})}{f'(x_{k-1})}.$$

9. With $\theta_i^{(0)} = 1$, for each $i = 1, 2, \dots, 20$, the following results are obtained.

i	1	2	3	4	5	6	
$\theta_i^{(5)}$	0.14062	0.19954	0.24522	0.28413	0.31878	0.35045	
i	7	8	9	10	11	12	13
$\theta_i^{(5)}$	0.37990	0.40763	0.43398	0.45920	0.48348	0.50697	0.52980
i	14	15	16	17	18	19	20
$\theta_i^{(5)}$	0.55205	0.57382	0.59516	0.61615	0.63683	0.65726	0.67746

11. a. We have

$$\frac{\partial E}{\partial a} = 2 \sum_{i=1}^n \left(w_i y_i - \frac{a}{(x_i - b)^c} \right) \left(\frac{1}{(x_i - b)^c} \right) = 0,$$

$$\frac{\partial E}{\partial b} = 2 \sum_{i=1}^n \left(w_i y_i - \frac{a}{(x_i - b)^c} \right) \left(\frac{-ac}{(x_i - b)^{c+1}} \right) = 0,$$

and

$$\frac{\partial E}{\partial c} = 2 \sum_{i=1}^n \left(w_i y_i - \frac{a}{(x_i - b)^c} \right) \ln(x_i - b) \left(\frac{-a}{(x_i - b)^c} \right) = 0.$$

Solving for a in the first equation and substituting into the second and third equations gives the linear system.

b. With $\mathbf{x}^{(0)} = (26.8, 8.3)'$ $= (b_0, c_0)'$, we have $\mathbf{x}^{(7)} = (26.77021, 8.451831)'$. Thus, $a = 2.217952 \times 10^6$, $b = 26.77021$, $c = 8.451831$, and

$$\sum_{i=1}^n \left(w_i y_i - \frac{a}{(x_i - b)^c} \right)^2 = 0.7821139.$$

Exercise Set 10.3 (Page 626)

1. a. $\mathbf{x}^{(2)} = (0.4777920, 1.927557)^t$
 b. $\mathbf{x}^{(2)} = (-0.3250070, -0.1386967)^t$
 c. $\mathbf{x}^{(2)} = (0.5115893, -78.72872, -0.5120771)^t$
 d. $\mathbf{x}^{(2)} = (-67.00583, 35.06480, -123.3408)^t$
3. a. $\mathbf{x}^{(9)} = (0.5, 0.8660254)^t$
 b. $\mathbf{x}^{(8)} = (1.772454, 1.772454)^t$
 c. $\mathbf{x}^{(9)} = (-1.456043, -1.664231, 0.4224934)^t$
 d. $\mathbf{x}^{(5)} = (0.4981447, -0.1996059, -0.5288260)^t$
5. With $\mathbf{x}^{(0)} = (1, 1 - 1)^t$, we have $\mathbf{x}^{(56)} = (0.5000591, 0.01057235, -0.5224818)^t$.
7. With $\mathbf{x}^{(0)} = (0.75, 1.25)^t$, we have $\mathbf{x}^{(4)} = (0.7501948, 1.184712)^t$. Thus, $a = 0.7501948$, $b = 1.184712$, and the error is 19.796.

Exercise Set 10.4 (Page 634)

1. a. With $\mathbf{x}^{(0)} = (0, 0)^t$, we have $\mathbf{x}^{(11)} = (0.4943541, 1.948040)^t$.
 b. With $\mathbf{x}^{(0)} = (1, 1)^t$, we have $\mathbf{x}^{(2)} = (0.4970073, 0.8644143)^t$.
 c. With $\mathbf{x}^{(0)} = (2, 2)^t$, we have $\mathbf{x}^{(1)} = (1.736083, 1.804428)^t$.
 d. With $\mathbf{x}^{(0)} = (0, 0)^t$, we have $\mathbf{x}^{(2)} = (-0.3610092, 0.05788368)^t$.
3. a. With $\mathbf{x}^{(0)} = (0, 0, 0)^t$, we have $\mathbf{x}^{(14)} = (1.043605, 1.064058, 0.9246118)^t$.
 b. With $\mathbf{x}^{(0)} = (0, 0, 0)^t$, we have $\mathbf{x}^{(9)} = (0.4932739, 0.9863888, -0.5175964)^t$.
 c. With $\mathbf{x}^{(0)} = (0, 0, 0)^t$, we have $\mathbf{x}^{(11)} = (-1.608296, -1.192750, 0.7205642)^t$.
 d. With $\mathbf{x}^{(0)} = (0, 0, 0)^t$, we have $\mathbf{x}^{(1)} = (0, 0.00989056, 0.9890556)^t$.
5. a. With $\mathbf{x}^{(0)} = (0, 0)^t$, we have $\mathbf{x}^{(8)} = (3.136548, 0)^t$ and $\mathbf{g}(\mathbf{x}^{(8)}) = 0.005057848$.
 b. With $\mathbf{x}^{(0)} = (0, 0)^t$, we have $\mathbf{x}^{(13)} = (0.6157412, 0.3768953)^t$ and $\mathbf{g}(\mathbf{x}^{(13)}) = 0.1481574$.
 c. With $\mathbf{x}^{(0)} = (0, 0, 0)^t$, we have $\mathbf{x}^{(5)} = (-0.6633785, 0.3145720, 0.5000740)^t$ and $\mathbf{g}(\mathbf{x}^{(5)}) = 0.6921548$.
 d. With $\mathbf{x}^{(0)} = (1, 1, 1)^t$, we have $\mathbf{x}^{(4)} = (0.04022273, 0.01592477, 0.01594401)^t$ and $\mathbf{g}(\mathbf{x}^{(4)}) = 1.010003$.

Exercise Set 10.5 (Page 642)

1. a. $(3, -2.25)^t$
 b. $(0.42105263, 2.6184211)^t$
 c. $(2.173110, -1.3627731)^t$
3. Using $\mathbf{x}(0) = \mathbf{0}$ in all parts gives:
 a. $(0.44006047, 1.8279835)^t$
 b. $(-0.41342613, 0.096669468)^t$
 c. $(0.49858909, 0.24999091, -0.52067978)^t$
 d. $(6.1935484, 18.532258, -21.725806)^t$
5. a. Using $\mathbf{x}(0) = (-1, 3.5)^t$ gives $(-1, 3.5)^t$.
 Using $\mathbf{x}(0) = (2.5, 4.0)^t$ gives $(2.5469465, 3.9849975)^t$.
 b. Using $\mathbf{x}(0) = (0.11, 0.27)^t$ gives $(0.12124195, 0.27110516)^t$.
 c. Using $\mathbf{x}(0) = (1, 1, 1)^t$ gives $(1.0364005, 1.0857066, 0.93119144)^t$.
 d. Using $\mathbf{x}(0) = (1, -1, 1)^t$ gives $(0.90016074, -1.0023801, 0.49661093)^t$.
 Using $\mathbf{x}(0) = (1, 1, -1)^t$ gives $(0.50104035, 1.0023801, -0.49661093)^t$.

7. a. $(0.49998949, 0.86608576)^t$
 b. $(1.7724820, 1.7722940)^t$
 c. $(-1.4561027, -1.6642463, 0.42241506)^t$
 d. $(0.49814392, -0.19960453, -0.52882611)^t$
 9. $(0.50024553, 0.078230039, -0.52156996)^t$

11. For each λ , we have

$$0 = G(\lambda, \mathbf{x}(\lambda)) = F(\mathbf{x}(\lambda)) - e^{-\lambda} F(\mathbf{x}(0)),$$

so

$$0 = \frac{\partial F(\mathbf{x}(\lambda))}{\partial \mathbf{x}} \frac{d\mathbf{x}}{d\lambda} + e^{-\lambda} F(\mathbf{x}(0)) = J(\mathbf{x}(\lambda))\mathbf{x}'(\lambda) + e^{-\lambda} F(\mathbf{x}(0))$$

and

$$J(\mathbf{x}(\lambda))\mathbf{x}'(\lambda) = -e^{-\lambda} F(\mathbf{x}(0)) = -F(\mathbf{x}(0)).$$

Thus,

$$\mathbf{x}'(\lambda) = -J(\mathbf{x}(\lambda))^{-1} F(\mathbf{x}(0)).$$

With $N = 1$, we have $h = 1$ so that

$$\mathbf{x}(1) = \mathbf{x}(0) - J(\mathbf{x}(0))^{-1} F(\mathbf{x}(0)).$$

However, Newton's method gives

$$\mathbf{x}^{(1)} = \mathbf{x}^{(0)} - J(\mathbf{x}^{(0)})^{-1} F(\mathbf{x}^{(0)}).$$

Since $\mathbf{x}(0) = \mathbf{x}^{(0)}$, we have $\mathbf{x}(1) = \mathbf{x}^{(1)}$.

Exercise Set 11.1 (Page 652)

1. The Linear Shooting Algorithm gives the results in the following tables.

a. i	x_i	w_{1i}	$y(x_i)$
1	0.5	0.82432432	0.82402714

b. i	x_i	w_{1i}	$y(x_i)$
1	0.25	0.3937095	0.3936767
2	0.50	0.8240948	0.8240271
3	0.75	1.337160	1.337086

3. The Linear Shooting Algorithm gives the results in the following tables.

a. i	x_i	w_{1i}	$y(x_i)$
3	0.3	0.7833204	0.7831923
6	0.6	0.6023521	0.6022801
9	0.9	0.8568906	0.8568760

b. i	x_i	w_{1i}	$y(x_i)$
5	1.25	0.1676179	0.1676243
10	1.50	0.4581901	0.4581935
15	1.75	0.6077718	0.6077740

c. i	x_i	w_{1i}	$y(x_i)$
3	0.3	-0.5185754	-0.5185728
6	0.6	-0.2195271	-0.2195247
9	0.9	-0.0406577	-0.0406570

d. i	x_i	w_{1i}	$y(x_i)$
3	1.3	0.0655336	0.06553420
6	1.6	0.0774590	0.07745947
9	1.9	0.0305619	0.03056208

5. The Linear Shooting Algorithm with $h = 0.05$ gives the following results.

i	x_i	w_{1i}
6	0.3	0.04990547
10	0.5	0.00673795
16	0.8	0.00033755

The Linear Shooting Algorithm with $h = 0.1$ gives the following results.

i	x_i	w_{1i}
3	0.3	0.05273437
5	0.5	0.00741571
8	0.8	0.00038976

7. a. The approximate potential is $u(3) \approx 36.66702$ using $h = 0.1$.
 b. The actual potential is $u(3) = 36.66667$.
9. a. There are no solutions if b is an integer multiple of π and $B \neq 0$.
 b. A unique solution exists whenever b is not an integer multiple of π .
 c. There is an infinite number of solutions if b is a multiple integer of π and $B = 0$.

Exercise Set 11.2 (Page 659)

1. The Nonlinear Shooting Algorithm gives $w_1 = 0.405505 \approx \ln 1.5 = 0.405465$.
 3. The Nonlinear Shooting Algorithm gives the results in the following tables.
 a. 4 iterations required:

i	x_i	w_{1i}	$y(x_i)$
3	1.3	0.4347934	0.4347826
6	1.6	0.3846363	0.3846154
9	1.9	0.3448586	0.3448276

b. 6 iterations required:

i	x_i	w_{1i}	$y(x_i)$
3	1.3	2.069249	2.069231
6	1.6	2.225013	2.225000
9	1.9	2.426317	2.426316

c. 3 iterations required:

i	x_i	w_{1i}	$y(x_i)$
3	2.3	1.2676912	1.2676917
6	2.6	1.3401256	1.3401268
9	2.9	1.4095359	1.4095383

- d. To apply the algorithm we need to redefine the initial value of TK to be 2.
 7 iterations required:

i	x_i	w_{1i}	$y(x_i)$
5	1.25	0.4358290	0.4358272
10	1.50	1.3684496	1.3684447
15	1.75	2.9992010	2.9991909

5. The algorithm gives the results in the following tables.

a. 3 iterations required:

i	x_i	w_{1i}	$y(x_i)$
3	1.3	0.4347720	0.4347826
6	1.6	0.3845947	0.3846154
9	1.9	0.3447969	0.3448276

b. To apply the algorithm we need to define the initial approximations for t_k to be -0.5 and 0.5 .

15 iterations required:

i	x_i	w_{1i}	$y(x_i)$
3	1.3	2.0692491	2.0692308
6	1.6	2.2250137	2.2250000
9	1.9	2.4263174	2.4263158

Exercise Set 11.3 (Page 665)

1. The Linear Finite-Difference Algorithm gives following results.

a. i	x_i	w_{1i}	$y(x_i)$
1	0.5	0.83333333	0.82402714

b. i	x_i	w_{1i}	$y(x_i)$
1	0.25	0.39512472	0.39367669
2	0.5	0.82653061	0.82402714
3	0.75	1.33956916	1.33708613

c.
$$\frac{4(0.82653061) - 0.83333333}{3} = 0.82426304$$

3. The Linear Finite-Difference Algorithm gives the results in the following tables.

a. i	x_i	w_i	$y(x_i)$
2	0.2	1.018096	1.0221404
5	0.5	0.5942743	0.59713617
7	0.7	0.6514520	0.65290384

b. i	x_i	w_i	$y(x_i)$
5	1.25	0.16797186	0.16762427
10	1.50	0.45842388	0.45819349
15	1.75	0.60787334	0.60777401

c. i	x_i	w_{1i}	$y(x_i)$
3	0.3	-0.5183084	-0.5185728
6	0.6	-0.2192657	-0.2195247
9	0.9	-0.0405748	-0.04065697

d. i	x_i	w_{1i}	$y(x_i)$
3	1.3	0.0654387	0.0655342
6	1.6	0.0773936	0.0774595
9	1.9	0.0305465	0.0305621

5. The Linear Finite-Difference Algorithm gives the results in the following tables.

i	x_i	$w_i (h = 0.1)$	i	x_i	$w_i (h = 0.05)$
3	0.3	0.05572807	6	0.3	0.05132396
6	0.6	0.00310518	12	0.6	0.00263406
9	0.9	0.00016516	18	0.9	0.00013340

7. a. The approximate deflections are shown in the following table.

i	x_i	w_{1i}
5	30	0.0102808
10	60	0.0144277
15	90	0.0102808

b. Yes.

c. Yes; maximum deflection occurs at $x = 60$. The exact solution is within tolerance, but the approximation is not.

Exercise Set 11.4 (Page 672)

1. The Nonlinear Finite-Difference Algorithm gives the following results.

i	x_i	w_i	$y(x_i)$
1	1.5	0.4067967	0.4054651

3. The Nonlinear Finite-Difference Algorithm gives the results in the following tables.

a. i	x_i	w_{1i}	$y(x_i)$	b. i	x_i	w_{1i}	$y(x_i)$
3	1.3	0.4347972	0.4347826	3	1.3	2.0694081	2.0692308
6	1.6	0.3846286	0.3846154	6	1.6	2.2250937	2.2250000
9	1.9	0.3448316	0.3448276	9	1.9	2.4263387	2.4263158

c. i	x_i	w_{1i}	$y(x_i)$	d. i	x_i	w_{1i}	$y(x_i)$
3	2.3	1.2677078	1.2676917	5	1.25	0.4345979	0.4358273
6	2.6	1.3401418	1.3401268	10	1.50	1.3662119	1.3684447
9	2.9	1.4095432	1.4095383	15	1.75	2.9969339	2.9991909

Exercise Set 11.5 (Page 687)

1. The Piecewise Linear Algorithm gives $\phi(x) = -0.07713274\phi_1(x) - 0.07442678\phi_2(x)$. The actual values are $y(x_1) = -0.07988545$ and $y(x_2) = -0.07712903$.

3. The Piecewise Linear Algorithm gives the results in the following tables.

a. i	x_i	$\phi(x_i)$	$y(x_i)$	b. i	x_i	$\phi(x_i)$	$y(x_i)$
3	0.3	-0.212333	-0.21	3	0.3	0.1815138	0.1814273
6	0.6	-0.241333	-0.24	6	0.6	0.1805502	0.1804753
9	0.9	-0.090333	-0.09	9	0.9	0.05936468	0.05934303

c. i	x_i	$\phi(x_i)$	$y(x_i)$
5	0.25	-0.3585989	-0.3585641
10	0.50	-0.5348383	-0.5347803
15	0.75	-0.4510165	-0.4509614

d. i	x_i	$\phi(x_i)$	$y(x_i)$
5	0.25	-0.1846134	-0.1845204
10	0.50	-0.2737099	-0.2735857
15	0.75	-0.2285169	-0.2284204

5. The Cubic Spline Algorithm gives the results in the following tables.

a. i	x_i	$\phi(x_i)$	$y(x_i)$
3	0.3	-0.2100000	-0.21
6	0.6	-0.2400000	-0.24
9	0.9	-0.0900000	-0.09

b. i	x_i	$\phi(x_i)$	$y(x_i)$
3	0.3	0.1814269	0.1814273
6	0.6	0.1804753	0.1804754
9	0.9	0.05934321	0.05934303

c. i	x_i	$\phi(x_i)$	$y(x_i)$
5	0.25	-0.3585639	-0.3585641
10	0.50	-0.5347779	-0.5347803
15	0.75	-0.4509109	-0.4509614

d. i	x_i	$\phi(x_i)$	$y(x_i)$
5	0.25	-0.1845191	-0.1845204
10	0.50	-0.2735833	-0.2735857
15	0.75	-0.2284186	-0.2284204

7. i	x_i	$\phi(x_i)$	$y(x_i)$
3	0.3	1.0408182	1.0408182
6	0.6	1.1065307	1.1065306
9	0.9	1.3065697	1.3065697

9. A change in variable $w = (x - a)/(b - a)$ gives the boundary value problem

$$-\frac{d}{dw}(p((b-a)w+a)y') + (b-a)^2q((b-a)w+a)y = (b-a)^2f((b-a)w+a),$$

where $0 < w < 1$, $y(0) = \alpha$, and $y(1) = \beta$. Then Exercise 6 can be used.

13. For $\mathbf{c} = (c_0, c_1, \dots, c_{n+1})^t$ and $\phi(x) = \sum_{i=0}^{n+1} c_i \phi_i(x)$, we have

$$\mathbf{c}^t \mathbf{A} \mathbf{c} = \int_0^1 p(x)[\phi'(x)]^2 + q(x)[\phi(x)]^2 dx.$$

But $p(x) > 0$ and $q(x)[\phi(x)]^2 \geq 0$, so $\mathbf{c}^t \mathbf{A} \mathbf{c} \geq 0$, and it can be 0, for $\mathbf{x} \neq 0$, only if $\phi'(x) \equiv 0$ on $[0, 1]$. However, $\{\phi'_0, \phi'_1, \dots, \phi'_{n+1}\}$ is linearly independent, so $\phi'(x) \neq 0$ on $[0, 1]$ and $\mathbf{c}^t \mathbf{A} \mathbf{c} = 0$ if and only if $\mathbf{c} = \mathbf{0}$.

Exercise Set 12.1 (Page 702)

1. The Poisson Equation Finite-Difference Algorithm gives the following results.

i	j	x_i	y_j	$w_{i,j}$	$u(x_i, y_j)$
1	1	0.5	0.5	0.0	0
1	2	0.5	1.0	0.25	0.25
1	3	0.5	1.5	1.0	1

3. The Poisson Equation Finite-Difference Algorithm gives the following results.

a. 30 iterations required:

i	j	x_i	y_j	$w_{i,j}$	$u(x_i, y_j)$
2	2	0.4	0.4	0.1599988	0.16
2	4	0.4	0.8	0.3199988	0.32
4	2	0.8	0.4	0.3199995	0.32
4	4	0.8	0.8	0.6399996	0.64

b. 29 iterations required:

i	j	x_i	y_j	$w_{i,j}$	$u(x_i, y_j)$
2	1	1.256637	0.3141593	0.2951855	0.2938926
2	3	1.256637	0.9424778	0.1830822	0.1816356
4	1	2.513274	0.3141593	-0.7721948	-0.7694209
4	3	2.513274	0.9424778	-0.4785169	-0.4755283

c. 126 iterations required:

i	j	x_i	y_j	$w_{i,j}$	$u(x_i, y_j)$
4	3	0.8	0.3	1.2714468	1.2712492
4	7	0.8	0.7	1.7509414	1.7506725
8	3	1.6	0.3	1.6167917	1.6160744
8	7	1.6	0.7	3.0659184	3.0648542

d. 127 iterations required:

i	j	x_i	y_j	$w_{i,j}$	$u(x_i, y_j)$
2	2	1.2	1.2	0.5251533	0.5250861
4	4	1.4	1.4	1.3190830	1.3189712
6	6	1.6	1.6	2.4065150	2.4064186
8	8	1.8	1.8	3.8088995	3.8088576

7. The approximate potential at some typical points gives the following results.

i	j	x_i	y_j	$w_{i,j}$
1	4	0.1	0.4	88
2	1	0.2	0.1	66
4	2	0.4	0.2	66

Exercise Set 12.2 (Page 715)

1. The Heat Equation Backward-Difference Algorithm gives the following results.

a.

i	j	x_i	t_j	w_{ij}	$u(x_i, t_j)$
1	1	0.5	0.05	0.632952	0.652037
2	1	1.0	0.05	0.895129	0.883937
3	1	1.5	0.05	0.632952	0.625037
1	2	0.5	0.1	0.566574	0.552493
2	2	1.0	0.1	0.801256	0.781344
3	2	1.5	0.1	0.566574	0.552493

b.

i	j	x_i	t_j	w_{ij}	$u(x_i, t_j)$
1	1	1/3	0.05	1.59728	1.53102
2	1	2/3	0.05	-1.59728	-1.53102
1	2	1/3	0.1	1.47300	1.35333
2	2	2/3	0.1	-1.47300	-1.35333

3. The Forward-Difference Algorithm gives the following results.

a. For $h = 0.4$ and $k = 0.1$:

i	j	x_i	t_j	w_{ij}	$u(x_i, t_j)$
2	5	0.8	0.5	3.035630	0
3	5	1.2	0.5	-3.035630	0
4	5	1.6	0.5	1.876122	0

For $h = 0.4$ and $k = 0.05$:

i	j	x_i	t_j	w_{ij}	$u(x_i, t_j)$
2	10	0.8	0.5	0	0
3	10	1.2	0.5	0	0
4	10	1.6	0.5	0	0

b. For $h = \frac{\pi}{10}$ and $k = 0.05$:

i	j	x_i	t_j	w_{ij}	$u(x_i, t_j)$
3	10	0.94247780	0.5	0.4864823	0.4906936
6	10	1.88495559	0.5	0.5718943	0.5768449
9	10	2.82743339	0.5	0.1858197	0.1874283

c. For $h = 0.2$ and $k = 0.04$:

i	j	x_i	t_j	w_{ij}	$u(x_i, t_j)$
4	10	0.8	0.4	1.166149	1.169362
8	10	1.6	0.4	1.252413	1.254556
12	10	2.4	0.4	0.4681813	0.4665473
16	10	3.2	0.4	-0.1027637	-0.1056622

d. For $h = 0.1$ and $k = 0.04$:

i	j	x_i	t_j	w_{ij}	$u(x_i, t_j)$
3	10	0.3	0.4	0.5397009	0.5423003
6	10	0.6	0.4	0.6344565	0.6375122
9	10	0.9	0.4	0.2061474	0.2071403

5. The Crank-Nicolson Algorithm gives the following results.

a. For $h = 0.4$ and $k = 0.1$:

i	j	x_i	t_j	w_{ij}	$u(x_i, t_j)$
2	5	0.8	0.5	8.2×10^{-7}	0
3	5	1.2	0.5	-8.2×10^{-7}	0
4	5	1.6	0.5	5.1×10^{-7}	0

For $h = 0.4$ and $k = 0.05$:

i	j	x_i	t_j	w_{ij}	$u(x_i, t_j)$
2	10	0.8	0.5	-2.6×10^{-6}	0
3	10	1.2	0.5	2.6×10^{-6}	0
4	10	1.6	0.5	-1.6×10^{-6}	0

b. For $h = \frac{\pi}{10}$ and $k = 0.05$:

i	j	x_i	t_j	w_{ij}	$u(x_i, t_j)$
3	10	0.94247780	0.5	0.4926589	0.4906936
6	10	1.88495559	0.5	0.5791553	0.5768449
9	10	2.82743339	0.5	0.1881790	0.1874283

c. For $h = 0.2$ and $k = 0.04$:

i	j	x_i	t_j	w_{ij}	$u(x_i, t_j)$
4	10	0.8	0.4	1.171532	1.169362
8	10	1.6	0.4	1.256005	1.254556
12	10	2.4	0.4	0.4654499	0.4665473
16	10	3.2	0.4	-0.1076139	-0.1056622

d. For $h = 0.1$ and $k = 0.04$:

i	j	x_i	t_j	w_{ij}	$u(x_i, t_j)$
3	10	0.3	0.4	0.5440532	0.5423003
6	10	0.6	0.4	0.6395728	0.6375122
9	10	0.9	0.4	0.2078098	0.2071403

9. To modify Algorithm 12.2, change the following:

Step 7 Set

$$t = jk;$$

$$z_1 = (w_1 + kF(h))/l_1.$$

Step 8 For $i = 2, \dots, m - 1$ set

$$z_i = (w_i + kF(ih) + \lambda z_{i-1})/l_i.$$

To modify Algorithm 12.3, change the following:

Step 7 Set

$$t = jk;$$

$$z_1 = \left[(1 - \lambda)w_1 + \frac{\lambda}{2}w_2 + kF(h) \right] / l_1.$$

Step 8 For $i = 2, \dots, m - 1$ set

$$z_i = \left[(1 - \lambda)w_i + \frac{\lambda}{2}(w_{i+1} + w_{i-1} + z_{i-1}) + kF(ih) \right] / l_i.$$

13. a. The approximate temperature at some typical points is given in the table.

i	j	r_i	t_j	$w_{i,j}$
1	20	0.6	10	137.6753
2	20	0.7	10	245.9678
3	20	0.8	10	340.2862
4	20	0.9	10	424.1537

b. The strain is approximately $I = 1242.537$.

Exercise Set 12.3 (Page 724)

1. The Wave Equation Finite-Difference Algorithm gives the following results.

i	j	x_i	t_j	w_{ij}	$u(x_i, t_j)$
2	4	0.25	1.0	-0.7071068	-0.7071068
3	4	0.50	1.0	-1.0000000	-1.0000000
4	4	0.75	1.0	-0.7071068	-0.7071068

3. The Wave Equation Finite-Difference Algorithm with $h = \frac{\pi}{10}$ and $k = 0.05$ gives the following results.

i	j	x_i	t_j	w_{ij}	$u(x_i, t_j)$
2	10	$\frac{\pi}{5}$	0.5	0.5163933	0.5158301
5	10	$\frac{\pi}{2}$	0.5	0.8785407	0.8775826
8	10	$\frac{4\pi}{5}$	0.5	0.5163933	0.5158301

The Wave Equation Finite-Difference Algorithm with $h = \frac{\pi}{20}$ and $k = 0.1$ gives the following results.

i	j	x_i	t_j	w_{ij}
4	5	$\frac{\pi}{5}$	0.5	0.5159163
10	5	$\frac{\pi}{2}$	0.5	0.8777292
16	5	$\frac{4\pi}{5}$	0.5	0.5159163

The Wave Equation Finite-Difference Algorithm with $h = \frac{\pi}{20}$ and $k = 0.05$ gives the following results.

i	j	x_i	t_j	w_{ij}
4	10	$\frac{\pi}{5}$	0.5	0.5159602
10	10	$\frac{\pi}{2}$	0.5	0.8778039
16	10	$\frac{4\pi}{5}$	0.5	0.5159602

5. The Wave Equation Finite-Difference Algorithm gives the following results.

i	j	x_i	t_j	w_{ij}	$u(x_i, t_j)$
2	3	0.2	0.3	0.6729902	0.61061587
5	3	0.5	0.3	0	0
8	3	0.8	0.3	-0.6729902	-0.61061587

7. a. The air pressure for the open pipe is $p(0.5, 0.5) \approx 0.9$ and $p(0.5, 1.0) \approx 2.7$.
 b. The air pressure for the closed pipe is $p(0.5, 0.5) \approx 0.9$ and $p(0.5, 1.0) \approx 0.9187927$.

Exercise Set 12.4 (Page 739)

1. With $E_1 = (0.25, 0.75)$, $E_2 = (0, 1)$, $E_3 = (0.5, 0.5)$, and $E_4 = (0, 0.5)$, the basis functions are

$$\phi_1(x, y) = \begin{cases} 4x & \text{on } T_1 \\ -2 + 4y & \text{on } T_2, \end{cases}$$

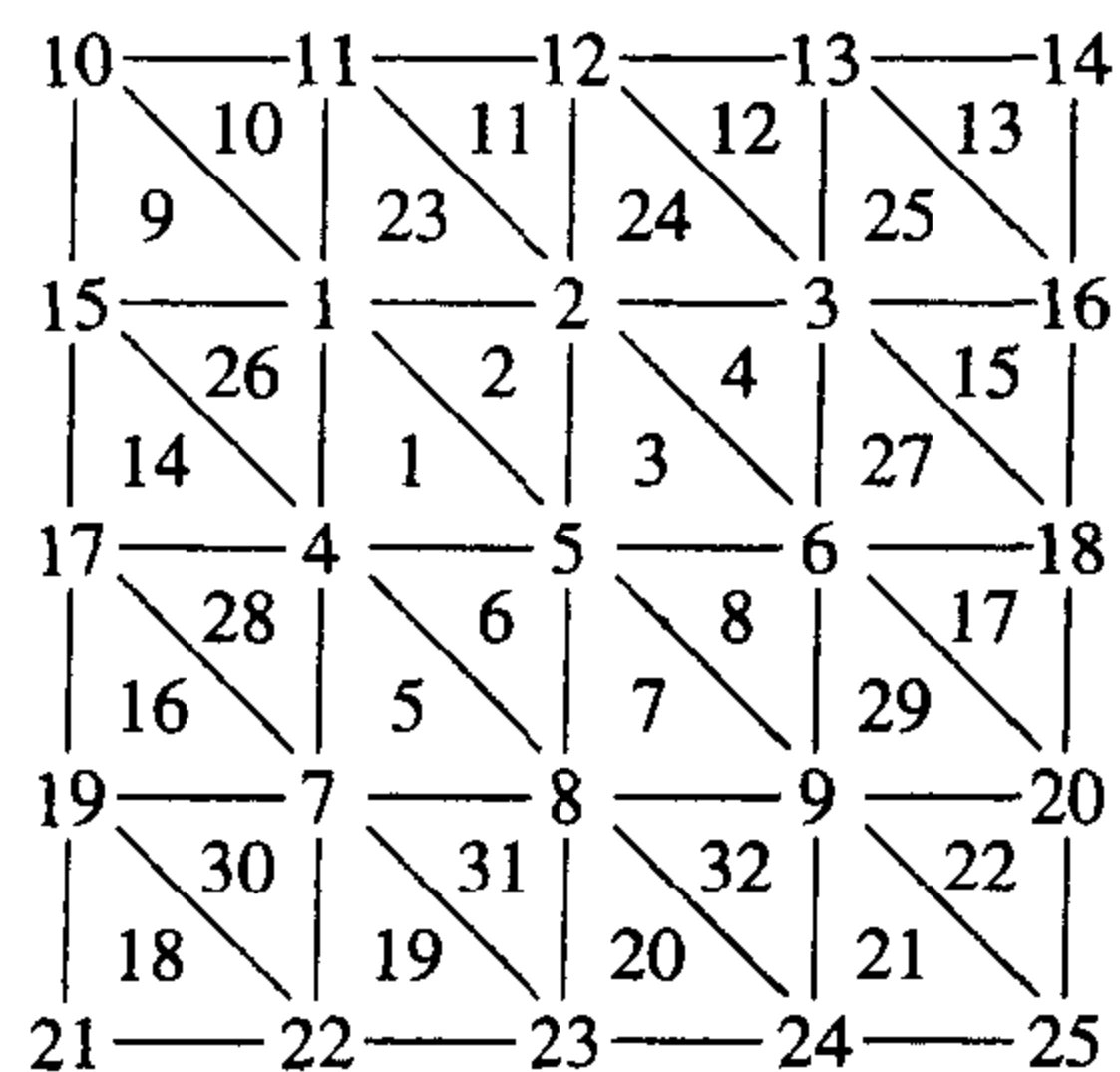
$$\phi_2(x, y) = \begin{cases} -1 - 2x + 2y & \text{on } T_1 \\ 0 & \text{on } T_2, \end{cases}$$

$$\phi_3(x, y) = \begin{cases} 0 & \text{on } T_1 \\ 1 + 2x - 2y & \text{on } T_2, \end{cases}$$

$$\phi_4(x, y) = \begin{cases} 2 - 2x - 2y & \text{on } T_1 \\ 2 - 2x - 2y & \text{on } T_2, \end{cases}$$

and $\gamma_1 = 0.323825$, $\gamma_2 = 0$, $\gamma_3 = 1.0000$, and $\gamma_4 = 0$.

3. The Finite-Element Algorithm with $K = 8$, $N = 8$, $M = 32$, $n = 9$, $m = 25$, and $NL = 0$ gives the following results, where the labeling is as shown in the diagram.



$$\gamma_1 = 0.511023$$

$$\gamma_2 = 0.720476$$

$$\gamma_3 = 0.507899$$

$$\gamma_4 = 0.720476$$

$$\gamma_5 = 1.01885$$

$$\gamma_6 = 0.720476$$

$$\gamma_7 = 0.507896$$

$$\gamma_8 = 0.720476$$

$$\gamma_9 = 0.511023$$

$$\gamma_i = 0 \quad 10 \leq i \leq 25$$

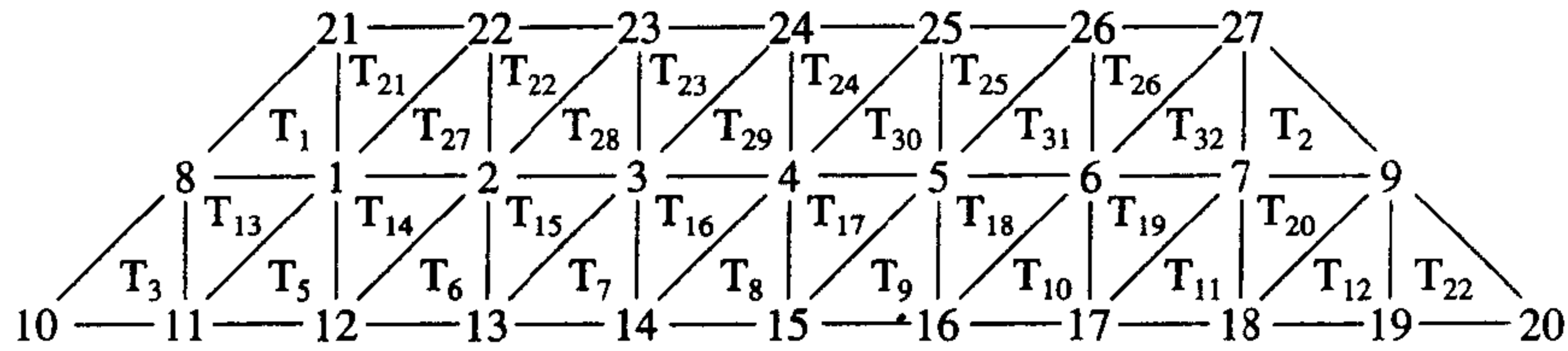
$$u(0.125, 0.125) \approx 0.614187$$

$$u(0.125, 0.25) \approx 0.690343$$

$$u(0.25, 0.125) \approx 0.690343$$

$$u(0.25, 0.25) \approx 0.720476$$

5. The Finite-Element Algorithm with $K = 0$, $N = 12$, $M = 32$, $n = 20$, $m = 27$, and $NL = 14$ gives the following results, where the labeling is as shown in the diagram.




$\gamma_1 = 21.40335$	$\gamma_8 = 24.19855$	$\gamma_{15} = 20.23334$	$\gamma_{22} = 15$
$\gamma_2 = 19.87372$	$\gamma_9 = 24.16799$	$\gamma_{16} = 20.50056$	$\gamma_{23} = 15$
$\gamma_3 = 19.10019$	$\gamma_{10} = 27.55237$	$\gamma_{17} = 21.35070$	$\gamma_{24} = 15$
$\gamma_4 = 18.85895$	$\gamma_{11} = 25.11508$	$\gamma_{18} = 22.84663$	$\gamma_{25} = 15$
$\gamma_5 = 19.08533$	$\gamma_{12} = 22.92824$	$\gamma_{19} = 24.98178$	$\gamma_{26} = 15$
$\gamma_6 = 19.84115$	$\gamma_{13} = 21.39741$	$\gamma_{20} = 27.41907$	$\gamma_{27} = 15$
$\gamma_7 = 21.34694$	$\gamma_{14} = 20.52179$	$\gamma_{21} = 15$	

$$u(1, 0) \approx 22.92824$$

$$u(4, 0) \approx 22.84663$$

$$u\left(\frac{5}{2}, \frac{\sqrt{3}}{2}\right) \approx 18.85895$$



Index

- A-orthogonal, 467
- A-stable, 338
- Absolute deviation, 486
- Absolute error, 20
- Absolute stability
 - region of, 337
- Accelerating convergence, 86
- Accuracy, degree of, 191
- Adams Fourth-Order
 - Predictor-Corrector Algorithm, 298
- Adams Variable Step-Size
 - Predictor-Corrector Algorithm, 303
- Adams-Bashforth methods
 - definition, 290, 294
 - stability of, 332
- Adams-Moulton methods
 - definition, 291, 295
 - stability of, 332
- Adaptive quadrature
 - error estimate, 214
- Adaptive Quadrature Algorithm, 216
- Adaptive quadrature method, 213
- Aitken's Δ^2 , 563, 565
- Aitken's Δ^2 method, 86, 569
- Algebraic polynomial, 91, 105
- Algorithm
 - Adams Fourth-Order
 - Predictor-Corrector, 298
 - Adams Variable Step-Size
 - Predictor-Corrector, 303
 - Adaptive Quadrature, 216
 - Bézier Curve, 161
 - Bisection, 49
 - Broyden, 623
 - cautious Romberg, 211
 - Chebyshev Rational Approximation, 525
 - Choleski's, 404
 - Clamped Cubic Spline, 148
 - Composite Simpson's, 199
 - conditionally stable, 33
 - Continuation, 641
 - Crank-Nicolson, 713
 - Crout Factorization for Tridiagonal Linear Systems, 408
 - Cubic Spline Rayleigh-Ritz, 684
 - description, 31
 - Euclidean norm, 40
 - Euler's, 257
 - Extrapolation, 309
 - Fast Fourier Transform, 544
 - Finite-Element, 734
 - Fixed Point Iteration, 59
 - Gauss-Seidel Iterative, 442
 - Gaussian Double Integral, 234
 - Gaussian Elimination with
 - Backward Substitution, 351
 - Gaussian Elimination with Partial Pivoting, 362
 - Gaussian Elimination with Scaled Partial Pivoting, 364
 - Gaussian Triple Integral, 236
 - general-purpose, 40
 - Heat Equation
 - Backward-Difference, 709
 - Hermite Interpolation, 138
 - Horner's, 94
 - Householder, 582
 - Inverse Power Method, 568
 - Iterative Refinement, 460
 - Jacobi Iterative, 440
 - LDL' Factorization, 404
 - LU Factorization, 392
 - Linear Finite-Difference, 662
 - Linear Shooting, 649
 - Method of False Position, 73
 - Müller's, 97
 - Natural Cubic Spline, 146
 - Neville's Iterated Interpolation, 118
 - Newton's Interpolary
 - Divided-Difference, 124
 - Newton's Method, 66
 - Newton's Method for Systems, 613
 - Newton-Raphson, 66
 - Nonlinear Finite-Difference, 669
 - Nonlinear Shooting, 656
 - Padé Rational Approximation, 520
 - Piecewise Linear Rayleigh-Ritz, 678
 - Poisson Equation Finite-Difference, 699
 - Power Method, 562
 - Preconditional Conjugate Gradient, 474
 - QR, 592
 - Romberg, 210
 - Runge-Kutta Method for Systems of Differential Equations, 315
 - Runge-Kutta Order Four, 278
 - Runge-Kutta-Fehlberg, 285
 - Secant, 70
 - Simpson's Double Integral, 233
 - SOR, 450
 - special-purpose, 40
 - stable, 33
 - Steepest descent, 632
 - Steffensen's, 88
 - Symmetric power method, 565
 - Trapezoidal with Newton Iteration, 339
 - unstable, 33
 - Wave Equation Finite-Difference, 721
 - Wielandt Deflation, 572
- Annihilation technique, 575
- Annuity due equation, 76

- Approximating π , 186
- Approximation theory, 483
- Archimedes, 186
- Asymptotic error constant, 78
- Augmented matrix, 348
- Average value of a function, 9

- B-splines, 681
- Backward error analysis, 462
- Backward Euler method, 341
- Backward substitution
 - Gaussian elimination, 348
- Backward-difference
 - formula, 127, 168
 - method, 708
 - notation, 127
- Backward-substitution, 346
- Band
 - matrix, 406
 - width, 406
- Basis for \mathbb{R}^n , 552
- Basis functions
 - B-spline, 681
 - piecewise bilinear, 728
 - piecewise linear, 675, 728
- Beam deflection problem, 645, 666, 672
- Beetle population problem, 381, 437
- bell shaped spline, 681
- Bernoulli, Daniel, 529
- Bernoulli equation, 289
- Bernstein polynomial, 122, 163
- Bessel function, 114
- Bézier Curve Algorithm, 161
- Bézier polynomial, 161, 382
- Bilinear basis functions, 728
- Binary
 - digit, 18
 - representation of a number, 18
- Binary search method, 48
- Bisection Algorithm, 49
- Bisection method
 - as a starting procedure, 50
 - description, 48
 - rate of convergence, 51
 - stopping procedure, 50
- Bit, 18
- BLAS, 44
- Boundary-value problem
 - B-splines, 681
 - centered difference formula, 661
 - Collocation method, 687
 - Cubic Spline Rayleigh-Ritz algorithm, 684
 - definition, 646
 - extrapolation, 664, 670
 - finite-difference method, 660, 667
 - Galerkin method, 686
 - linear, 647, 660
 - Linear Finite-Difference algorithm, 662
 - Linear Shooting algorithm, 649
 - linear shooting method, 648
 - nonlinear, 653, 667
 - Nonlinear Finite-Difference algorithm, 669
 - Nonlinear Shooting algorithm, 656
 - nonlinear shooting method, 653
 - Piecewise Linear Rayleigh-Ritz algorithm, 678
 - Rayleigh-Ritz method, 672
 - reverse shooting technique, 651
 - two-point, 646
- Brent's method, 102
- Bridge truss, 417, 454
- Broyden's Algorithm, 623
- Broyden's method, 621
- Bulirsch-Stoer extrapolation, 312

- C, 40
- Car on a race track problem, 205
- Cauchy-Buniakowsky-Schwarz inequality, 420, 430
- Cauchy's method, 102
- Cautious Romberg algorithm, 211
- Cautious Romberg method, 247
- Center of mass of a lamina problem, 240
- Center of mass problem, 237
- Centered difference formula, 129, 661, 711
- Characteristic, 18
- Characteristic polynomial, 329, 337, 430
- Characteristic value, 430 (*see also* eigenvalue)
- Characteristic vector, 431 (*see also* eigenvector)
- Chebyshev
 - economization, 514
 - polynomial
 - definition, 507
 - extrema, 509
 - monic, 510
 - zeros, 509
- Rational Approximation algorithm, 525
- Chemical reaction problem, 281
- Choleski's Algorithm, 404
- Choleski's method, 392
- Chopping arithmetic, 20
 - in Maple, 30
- Circular cylinder problem, 100
- Clamped boundary, 143
- Clamped Cubic Spline Algorithm, 148
- Clenshaw-Curtis quadrature, 248
- Closed method, 194, 290
- Closed Newton-Cotes formulas, 192
- Coaxial cable problem, 703
- Cofactor of a matrix, 383
- College GPA/ACT performance problem, 495
- Collocation method, 687
- Column vector, 347
- Complete pivoting, 368
- Complex conjugate, 95
- Complex zeros (roots), 95
- Composite midpoint rule, 200
- Composite numerical integration, 196
- Composite Simpson's Algorithm, 199
- Composite Simpson's rule, 199
 - double integrals, 233
- Composite trapezoidal rule, 200
 - extrapolation, 209
- Computer
 - arithmetic, 18
 - graphics, 158, 161
 - software, 40
- Condition number
 - approximating, 457
 - definition, 456
- Conditionally stable, 707
- Conditionally stable algorithm, 33
- Conformist problem, 265
- Conjugate direction method, 470
- Conjugate gradient method, 465
- Consistent
 - multistep method, 328
 - one-step method, 324
- Contagious disease problems, 289

- Continuation Algorithm, 641
- Continuation method, 644
- Continued-fraction, 522
- Continuity
 - related to convergence, 3
 - related to derivatives, 4
- Continuous function
 - from \mathbb{R} to \mathbb{R} , 2
 - from \mathbb{R}^n to \mathbb{R} , 604
 - from \mathbb{R}^n to \mathbb{R}^n , 604
- Continuous least squares, 530
- Contraction Mapping Theorem, 604
- Convergence
 - cubic, 86
 - linear, 79
 - order of, 78
 - quadratic, 79
 - rate of, 36
 - related to continuity, 3
 - superlinear, 91, 621
 - of vectors, 422
- convergence
 - accelerating, 86
- Convergent
 - matrix, 435
 - multistep method, 328
 - one-step method, 324
 - sequence, 3
 - vectors, 418
- Convex set, 251
- Cooley and Tukey algorithm, 538
- Coordinate function, 602
- Corrugated roofing problem, 166, 206
- Cowell, 43
- Cramer's rule, 387
 - operation counts, 388
- Crank-Nicolson algorithm, 713
- Crank-Nicolson method, 712
- Crash-survivability problem, 496
- Crout Factorization, 700, 709
- Crout Factorization for Tridiagonal
 - Linear Systems algorithm, 408
- Crout method, 392, 407
- Cubic convergence, 86
- Cubic Hermite interpolation, 141, 158, 270
- Cubic Hermite Polynomial, 141, 270, 382
 - piecewise, 158
- Cubic spline
 - algorithms, 146, 148
 - error-bound formula, 152
 - interpolant, 143
 - interpolation, 142, 681
- Cubic Spline Rayleigh-Ritz algorithm, 684
- Cylinder, temperature in, 717
- d'Alembert, Jean, 529
- Decimal machine number, 19
- Deflation, 95, 570
- Degree of accuracy, of a quadrature formula, 191
- Degree of precision, of a quadrature formula, 191
- Derivative
 - approximation, 167
 - definition, 4
 - directional, 629
 - relative to continuity, 4
- Determinant of a matrix, 383
 - operation counts, 387
- Diagonal matrix, 372
- Difference
 - backward, 127
 - equation, 257
 - forward, 87, 126
- Differentiable function, 4
- Differential equation
 - approximating, 250, 251, 647
 - boundary-value, 646 (*see also* boundary-value problems)
 - higher order, 313
 - initial-value, 250 (*see* initial-value problems)
 - perturbed, 253
 - stiff, 334
 - system, 313
 - well posed, 253
- Diffusion equation, 693
- Direct Factorization of a matrix, 388
- Directional derivative, 629
- Dirichlet boundary conditions, 692
- Discrete least squares, 484, 531
- Disk brake problem, 205
- Distance between matrices, 425
- Distance between two vectors, 421
- Distribution of heat, steady state, 692
- Divided difference, 123
 - first, 123
 - k th, 123
 - related to derivative, 137
- Doolittle's method, 392, 407
- Double integral, 227
- Drug concentration problem, 77
- Economization of power series, 514
- Eigenvalue
 - approximating, 551
 - bound for, 556
 - definition, 430
- Eigenvector
 - approximating, 568, 595
 - definition, 431
 - linear independence, 553
 - orthonormal, 555
- EISPACK, 43, 598
- Electrical circuit problems, 178, 265, 306, 316, 344
- Electrical transmission problem, 726
- Electrostatic potential problem, 653
- Elliptic partial differential equation, 692, 694
- Energy utilization of sphinx moth larvae problem, 497
- Equal matrices, 370
- erf, 17, 121, 212
- Error
 - absolute, 20
 - in computer arithmetic, 18
 - control, 282, 301
 - exponential growth, 33
 - function, 17, 212
 - global, 324
 - linear growth, 33
 - local, 266
 - local truncation, 266, 293, 325, 327
 - relative, 20
 - roundoff, 18, 20, 173, 177
 - truncation, 11
- Error function, 121
- Escape velocity problem, 246
- Euclidean norm, 40, 419, 425
- Euler, Leonhard, 529
- Euler's
 - algorithm, 257
 - constant, 39
 - method
 - definition, 256
 - error bound, 260, 263
 - modified method, 276
- Explicit method, 192, 290

- Exponential error growth, 33
- Exponential least squares, 491
- Extended midpoint rule, 200
- Extended Simpson's rule, 199
- Extended trapezoidal rule, 200
- Extrapolation
 - Bulirsch-Stoer, 312
 - derivatives, 178
 - Gragg, 307
 - initial-value problem, 307
 - integration, 207
 - linear boundary-value problem, 664
 - midpoint method, 307
 - nonlinear boundary-value problem, 670
 - Richardson's, 178, 664, 670
- Extrapolation Algorithm, 309
- Extreme Value Theorem, 5

- Factorization of a matrix, 388
- False position
 - method of, 72
- Fast Fourier Transform Algorithm, 544
- Fast Fourier transform method, 538
- Fast Fourier transform, operation counts, 540
- Fibonacci (Leonardo of Pisa), 101
 - problem, 101
 - sequence, 39
- Finite-difference method, 695
 - linear, 660
 - nonlinear, 667
- Finite-digit arithmetic, 22
- Finite-Element Algorithm, 734
- Finite-element method, 726
- First divided difference, 123
- Five-point formula, 171
- Fixed point
 - definition, 55, 604
 - iteration, 59
- Fixed Point Iteration Algorithm, 59
- Fixed Point Theorem, 61, 605
- Floating-point form, 19
- Flow of heat in a rod, 692
- Food chain problem, 382
- Food supply problem, 358
- FORTRAN, 40
- Forward difference
 - formula, 126, 168
 - method, 705
 - notation, 87, 126
- Fourier, Jean Baptiste Joseph, 529
- Fourier series, 530
- Fourth-order Adams-Bashforth technique, 290
- Fourth-order Adams-Moulton technique, 291
- Fraction
 - continued, 522
- Fredholm integral equation, 359
- Free boundary, 143
- Fresnel integrals, 220
- Frobenius norm of a matrix, 429
- Fruit fly problem, 413, 559
- Function
 - average value, 9
 - Bessel, 114
 - continuous, 2, 604
 - coordinate, 602
 - differentiable, 4
 - differentiable on a set, 4
 - error, 17, 121, 212
 - limit, 2, 603
 - normal density, 205
 - orthogonal, 503
 - orthonormal, 503
 - rational, 517
 - signum, 53
 - weight, 502
- Functional iteration, 59
- Fundamental Theorem of Algebra, 91

- Galerkin method, 686
- GAUSS, 45
- Gauss-Jordan method, 357
 - operation counts, 358
- Gauss-Seidel iteration, 698
- Gauss-Seidel Iterative Algorithm, 442
- Gauss-Seidel iterative method, 441
- Gauss-Seidel method for nonlinear systems, 608
- Gaussian Double Integral Algorithm, 234
- Gaussian elimination
 - description, 348
 - operation count, 354
 - with Partial Pivoting, 362
 - with Scaled Partial Pivoting, 363
- Gaussian Elimination with Backward Substitution Algorithm, 351
- Gaussian Elimination with Partial Pivoting Algorithm, 362
- Gaussian Elimination with Scaled Partial Pivoting Algorithm, 364
- Gaussian-Kronrod method, 247
- Gaussian quadrature
 - for double integrals, 231
 - for single integrals, 220
 - for triple integrals, 236
- Gaussian transformation matrix, 389
- Gaussian Triple Integral Algorithm, 236
- General purpose software, 40
- Generalized Rolle's Theorem, 10
- Gerschgorin Circle Theorem, 556
- Global error, 324
 - related to local truncation error, 325, 328
- Golden ratio, 39
- Gompertz population growth, 77
- Gradient, 629
- Gragg extrapolation, 307
- Gram-Schmidt process, 503
- Graphics, computer, 158, 161
- Gravity flow discharge problem, 619
- Great Barrier Reef problem, 496
- Grid lines, 695
- Growth of error
 - exponential, 33
 - linear, 33
- Guidepoint, 159

- Harmonic series, 39
- Heat distribution problem, 697
- Heat distribution, steady state, 692
- Heat equation, 691, 692
- Heat Equation Backward-Difference Algorithm, 709
- Heat flow in a rod, 692, 717
- Hermite Interpolation Algorithm, 138
- Hermite piecewise cubic polynomial, 141, 158, 270
- Hermite polynomial, 134
 - cubic, 382
 - divided difference form, 137
 - error formula, 135
- Heun's method, 276
- Higher derivative approximation, 172
- Higher order differential equation, 313
- Higher order initial-value problem, 313
- Hilbert matrix, 464, 500

- History problem, 265
- Homotopy method, 644
- Hompack, 644
- Hooke's Law, 483, 494
- Horner's Algorithm, 94
- Horner's Method, 92
- Hotelling deflation, 575
- Householder Algorithm, 582
- Householder method, 577
- Householder transformation, 577
- Hyperbolic partial differential equation, 693, 718

- Ideal gas law, 1, 30
- Identity matrix, 372
- IEEE Arithmetic Standard, 18
- Ill-conditioned matrix, 456
- IML++, 481
- Implicit method, 194, 290
- Implicit trapezoidal method, 338
- Improper integral, 241
- IMSL, 44, 102, 164, 247, 342, 415, 482, 548, 598, 644, 689, 742
- Induced matrix norm, 425
- Initial-value problem
 - A-stable method, 338
 - Adams Predictor-Corrector algorithm, 298
 - Adams Variable step-Size Predictor-Corrector algorithm, 303
 - Adams-Bashforth method, 290, 294
 - Adams-Moulton method, 291, 295
 - adaptive methods, 282
 - backward Euler method, 341
 - Bernoulli equation, 289
 - characteristic polynomial, 329, 337
 - consistent method, 324, 328
 - convergent method, 324, 328
 - definition, 250, 251
 - error control, 282, 301
 - Euler method, 256
 - Euler's algorithm, 257
 - existence, 252
 - extrapolation, 307
 - Extrapolation algorithm, 309
 - Heun's method, 276
 - higher order, 313
 - Implicit trapezoidal method, 338
 - local truncation error, 266, 293, 327
 - m -step multistep method, 290
 - midpoint method, 276, 307
 - Milne's method, 299
 - Milne-Simpson method, 300
 - modified Euler method, 276
 - multistep method, 290
 - perturbed, 253
 - predictor-corrector method, 297
 - region of absolute stability, 337
 - root condition, 331
 - Runge-Kutta order four, 277
 - Runge-Kutta Order Four algorithm, 278
 - Runge-Kutta order two, 276
 - Runge-Kutta-Fehlberg algorithm, 285
 - Runge-Kutta-Fehlberg method, 284
 - Simpson's method, 299
 - stable method, 325
 - stiff equation, 334
 - Strong stability, 331
 - Taylor method, 266
 - Trapezoidal Method Algorithm, 339
 - uniqueness, 252
 - unstability, 331
 - weak stability, 331
 - well-posed problem, 253
- Inner product, 465
- Integral
 - improper, 241
 - multiple, 227
 - Riemann, 8
- Integration
 - composite, 196
 - Midpoint rule, 194
 - Simpson's rule, 190, 192
 - Simpson's three-eighths rule, 192
 - trapezoidal rule, 188, 192
- Intermediate Value Theorem, 10
- Interpolation
 - cubic Hermite, 270
 - cubic spline, 142
 - description, 105
 - Hermite polynomial, 134
 - inverse, 121
 - iterated inverse, 121
 - Lagrange polynomial, 109
 - linear, 108
 - Neville's method, 116
 - Taylor polynomial, 106
 - trigonometric, 164
 - zeros of Chebyshev polynomials, 512
- Inverse interpolation, 121
- Inverse matrix, 374
- Inverse power method, 567
- Inverse Power Method algorithm, 568
- Invertible matrix, 374
- Isotropic, 691
- Iterated inverse interpolation, 121
- Iterative refinement, 454, 459
- Iterative Refinement algorithm, 460
- Iterative technique
 - definition, 437
 - Gauss-Seidel, 441
 - Jacobi, 439
- ITPACK, 481

- Jacobi Iterative Algorithm, 440
- Jacobi iterative method
 - description, 439
- Jacobi method for a symmetric matrix, 596
- Jacobian matrix, 613
- Jenkins-Traub method, 102

- k th divided difference, 123
- Kahan's Theorem, 449
- Kentucky Derby problem, 155
- Kirchhoff's Laws, 178, 265, 316, 344

- l_1 norm
 - of a matrix, 429, 433
 - of a vector, 428
- l_2 norm
 - of a matrix, 425
 - of a vector, 419
- l_∞ norm
 - of a matrix, 425, 426
 - of a vector, 419
- Ladder problem, 100
- Lagrange polynomial
 - definition, 109
 - error formula, 111
 - recursively generating, 115
- Laguerre polynomial, 246, 506
- Laguerre's method, 102
- LAPACK, 44, 414, 481, 598
- Laplace equation, 653, 692
- LDL' factorization, 403
- LDL' Factorization Algorithm, 404
- Leading principal submatrix, 402

- Least squares
 - continuous, 498, 530
 - discrete, 484, 531
 - exponential, 491
 - general, 486
 - linear, 486
- Least-change secant update methods, 621
- Legendre polynomial, 223, 505
- Levenberg-Marquardt method, 644
- Light diffraction problem, 220
- Limit of a function
 - from \mathbb{R}^n to \mathbb{R} , 604
 - from \mathbb{R}^n to \mathbb{R}^n , 604
 - from \mathbb{R} to \mathbb{R} , 2
- Limit of a sequence, 3, 422
- Linear approximation, 486
- Linear basis functions, 675, 728
- Linear boundary value problem, 647
- Linear convergence, 79
- Linear error growth, 33
- Linear Finite-Difference Algorithm, 662
- Linear finite-difference method, 660
- Linear interpolation, 108
- Linear Shooting Algorithm, 649
- Linear shooting method, 648
- Linear system
 - backward substitution, 346, 348
 - definition, 345
 - reduced form, 346, 372, 388
 - simplifying, 345
 - triangular form, 346, 349, 372, 388
- Linearly dependent
 - functions, 500
 - vectors, 551
- Linearly independent
 - eigenvectors, 553
 - functions, 500
 - vectors, 551
- LINPACK, 44, 481
- Lipschitz condition, 17, 251, 313
- Lipschitz constant, 17, 251
- LL' factorization, 403
- Local error, 266
- Local truncation error
 - of multistep methods, 293, 327
 - of one step method, 266, 325
 - related to global error, 325, 328
 - of Runge-Kutta methods, 279
- Logistic population growth, 77, 312
- Long real, 18
- Lower triangular matrix, 372, 388
- LU Factorization Algorithm, 392
- LU factorization, operation counts, 397
- LU of matrices, 388
- m -step multistep method, 290
- Machine number, 18
- Maclaurin
 - polynomial, 11
 - series, 11
- Mantissa, 18
- Maple, 40, 46
 - abs, 14
 - addrow, 352
 - backsub, 353
 - chebyshev, 527
 - chopping arithmetic, 30
 - cond, 457
 - convert, 14, 520
 - definite, 403
 - diff, 6
 - Digits, 14
 - dsolve, 255
 - Eigenvals, 432
 - evalf, 7
 - evalm, 367
 - fsolve, 7, 77, 103
 - gausselim, 353
 - implicitplot, 616
 - implicitplot3d, 617
 - int, 14
 - inverse, 378
 - matadd, 378
 - matrix, 352
 - middlesum, 202
 - mtaylor, 273
 - mulrow, 385
 - multiply, 378
 - options, 608
 - orthopoly, 526
 - plot, 6
 - plots, 6
 - polynom, 14
 - positive_def, 403
 - ratpoly, 520
 - readlib(spline), 165
 - restart, 527
 - rhs, 255
 - rounding arithmetic, 22
- Runge-Kutta for higher order equations, 321
- Runge-Kutta-Fehlberg for higher order equations, 321
- Runge-Kutta-Fehlberg for systems, 318
- scalarmul, 378
- series, 520
- simplify, 39
- simpson, 201
- solve, 77
- spline, 165
- student, 201
- swaprow, 353
- taylor, 14
- transpose, 378
- trapezoid, 201
- trunc, 30
- with(linalg), 352
- with(plots), 6
- with(student), 201
- Mathematica*, 40
- MATLAB, 40, 45, 103, 164, 415
- Matrix
 - addition, 370
 - augmented, 348
 - band, 406
 - characteristic polynomial, 430
 - Choleski's algorithm, 404
 - Choleski's method, 392
 - cofactor of, 383
 - complete (or maximal) pivoting, 368
 - condition number, 456
 - convergent, 435
 - Cramer's rule, 387
 - Crout Factorization for Tridiagonal Linear Systems algorithm, 408
 - Crout's method, 392, 407
 - definition, 346
 - determinant, 383
 - diagonal, 372
 - distance between, 425
 - Doolittle's method, 392, 407
 - eigenvalue, 430
 - eigenvector, 431
 - equal, 370
 - equivalent statements, 385
 - factorization, 388
 - Frobenius norm, 429
 - Gauss-Jordan method, 357

- Gauss-Seidel Iterative algorithm, 442
 Gaussian Elimination with Partial Pivoting algorithm, 362
 Gaussian Elimination with Scaled Partial Pivoting algorithm, 364
 Gaussian transformation, 389
 Hessenberg, 584
 Hilbert, 464, 500
 identity, 372
 ill-conditioned, 456
 induced norm, 425
 inverse, 374
 invertible, 374
 Iterative Refinement algorithm, 460
 Jacobi Iterative algorithm, 440
 Jacobian, 613
 l_1 norm, 429
 l_2 norm, 425, 433
 l_∞ norm, 425, 426
 LDL^T factorization, 403
 LDL^T Factorization algorithm, 404
 LL^T factorization, 403
 lower triangular, 372, 388
 LU factorization, 388
 LU Factorization algorithm, 392
 minor, 383
 multiplication, 371
 natural norm, 425
 nonsingular, 374
 norm, 424
 orthogonal, 553
 partial pivoting, 362
 permutation, 393
 persymmetric, 559
 pivot element, 351
 pivoting, 359
 positive definite, 400, 403, 454, 555, 709, 713
 product, 371
 $P^T LU$ factorization, 394
 QR algorithm, 592
 reduced to diagonal, 555
 reduced to tridiagonal, 577
 rotation, 587
 scalar multiplication, 370
 scaled partial pivoting, 363
 similar, 554
 similarity transformation, 554
 singular, 374
 SOR algorithm, 450
 sparse, 418
 spectral radius, 433
 square, 372
 strictly diagonally dominant, 398, 709, 713
 submatrix, 383
 sum, 370
 symmetry, 377
 transpose, 377
 transpose facts, 378
 tridiagonal, 407, 709, 713
 unitary, 555
 upper Hessenberg, 584
 upper triangular, 372, 388
 well-conditioned, 456
 zero, 370
 Maximal column pivoting, 362 (*see also* partial pivoting)
 Maximal pivoting, 368
 Maximum water temperature for hydra problem, 620
 Mean Value Theorem, 5
 Mean Value Theorem for Integrals, 9
 Mesh points, 257, 695
 Method of collocation, 687
 Method of false position, 72
 Method of False Position Algorithm, 73
 Method of steepest descent, 467, 628
 Midpoint method, 276, 307
 Midpoint rule, 194
 composite, 200
 error term, 194
 Milne's method, 299
 stability of, 332
 Milne-Simpson method, 300
 stability of, 332
 Minimax, 486
 Minor, 383
 MINPACK, 644
 Modified Euler method, 276
 Monic polynomial, 510
 m th-order system, 313
 Müller's Algorithm, 97
 Müller's method, 95
 Multiple integrals, 227
 Multiplicity of a root, 82
 Multistep method, 290
 $n + 1$ -point derivative formula, 169
 $n + 1$ -point closed Newton-Cotes formula, 191
 NAG, 45, 102, 164, 248, 343, 416, 482, 548, 599, 644, 690, 742
 NASTRAN, 742
 Natural boundary, 143
 Natural Cubic Spline Algorithm, 146
 Natural matrix norm, 425
 Natural spline, 143
 Nested arithmetic, 26, 92
 Nested polynomial, 26
 Netlib, 44, 102, 164, 343, 549
 Neville's Iterated Interpolation Algorithm, 118
 Neville's method, 116
 Newton backward divided-difference formula, 127
 Newton backward-difference formula, 127
 Newton forward divided-difference formula, 126
 Newton forward-difference formula, 126
 Newton interpolatory
 divided-difference formula, 124
 Newton's Interpolatory Divided-Difference Algorithm, 124
 Newton's method
 convergence criteria, 69
 definition, 66
 description, 66
 modified for multiple roots, 84, 86
 for nonlinear systems, 613
 quadratic convergence of, 82, 611
 for stiff equations, 338
 Newton's Method Algorithm, 66
 Newton's method for nonlinear boundary-value problem, 655
 Newton's Method for Systems Algorithm, 613
 Newton-Cotes closed formulas, 192
 Newton-Cotes open formulas, 194
 Newton-Raphson Algorithm, 66
 Newton-Raphson method, 66
 Noble beast problem, 155
 Nodes, 110, 142, 728
 Nonlinear Finite-Difference Algorithm, 669

- Nonlinear finite-difference method, 667
- Nonlinear Shooting Algorithm, 656
- Nonlinear shooting method, 653
- Nonlinear systems, 602
- Nonsingular matrix, 374
- Norm equivalence of vectors, 424
- Norm of a matrix
 - definition, 424
 - Frobenius, 429
 - induced, 425
 - l_1 , 429
 - l_2 , 425, 433
 - l_∞ , 425, 426
 - natural, 425
- Norm of a vector
 - algorithm, 40
 - definition, 418
 - l_1 , 428
 - l_2 , 419
 - l_∞ , 419
- Normal density function, 205
- Normal equations, 487, 489, 499
- Numerical analysis homework/final grades problem, 495
- Numerical differentiation
 - $n + 1$ -point formula, 169
 - backward-difference formula, 168
 - description, 167
 - extrapolation applied to, 180
 - five-point formula, 171
 - forward-difference formula, 168
 - higher derivatives, 172
 - instability, 175
 - Richardson's extrapolation, 178
 - roundoff error, 173, 177
 - three-point formula, 171
- Numerical integration
 - adaptive quadrature, 213
 - Adaptive Quadrature algorithm, 216
 - Clenshaw-Curtis, 248
 - closed formula, 192
 - composite, 196
 - composite midpoint rule, 200
 - composite Simpson's rule, 199
 - composite trapezoidal rule, 200
 - double integral, 227
 - explicit formula, 192
 - extrapolation, 207
 - Gaussian quadrature, 220, 231, 236
 - Gaussian-Kronrod, 247
 - implicit formula, 194
 - improper integral, 241
 - midpoint rule, 194
 - multiple integral, 227
 - Romberg, 207
 - Simpson's rule, 190, 192
 - Simpson's three-eighths rule, 192
 - stability, 203
 - trapezoidal rule, 188, 192
 - triple integral, 236
- Numerical quadrature, *see* numerical integration
- Numerical software, 40
- O notation, 36
- Oak leaves problem, 121, 155
- One-step methods, 289
- Open formula, 194
- Open method, 192, 290
- Open Newton-Cotes formulas, 194
- Operation counts
 - Cramer's rule, 388
 - determinant, 387
 - factorization, 388, 397
 - fast Fourier transform, 540
 - Gauss-Jordan, 358
 - Gaussian elimination, 354
 - LU factorization, 397
 - matrix inversion, 381
 - scaled partial pivoting, 367
- Ordinary annuity equation, 76
- Organ problem, 725
- Orthogonal matrix, 553
- Orthogonal polynomials, 498
- Orthogonal set
 - of functions, 503
 - of vectors, 553
- Orthonormal set
 - of functions, 503
 - of vectors, 553
- Osculating polynomial, 134
- Ostrowski-Reich Theorem, 449
- Over-relaxation method, 447
- Overflow, 19
- π , approximating, 186
- Páde approximation technique, 518
- Padé Rational Approximation Algorithm, 520
- Parabolic partial differential equation, 692, 704
- Parametric curve, 156
- Partial differential equation
 - Backward-Difference method, 708
 - Centered-Difference formula, 711
 - Crank-Nicolson algorithm, 712, 713
 - elliptic, 692, 694
 - finite element method, 726
 - Finite-Difference method, 695
 - Finite-Element algorithm, 734
 - Forward-Difference method, 705
 - Heat Equation Backward-Difference algorithm, 709
 - hyperbolic, 693, 718
 - parabolic, 692, 704
 - Poisson Equation Finite-Difference algorithm, 699
 - Richardson's method, 711
 - Wave Equation
- Partial pivoting, 362
- Particle in a fluid problem, 205
- Particle problem, 55
- Pascal, 40
- Pendulum problem, 249, 323
- Permutation matrix, 393
- Persymmetric matrix, 559
- Perturbed problem, 253
- Picard method, 256
- Piecewise cubic Hermite polynomial, 141, 158, 270
- Piecewise-linear basis functions, 675
- Piecewise Linear Rayleigh-Ritz algorithm, 678
- Piecewise-polynomial approximation, 141
- Pipe organ problem, 725
- Pivot element, 351
- Pivoting
 - complete, 368
 - maximal, 368
 - partial, 362
 - scaled partial, 363
 - strategies, 359
 - total, 368
- Plate deflection problem, 666
- Plate sinkage problem, 600, 619
- Poisson equation, 692, 694
- Poisson Equation Finite-Difference Algorithm, 699

- Polynomial
 - algebraic, 91, 105
 - Bézier, 161
 - Bernstein, 122, 163
 - Bézier polynomials, 382
 - characteristic, 337, 430
 - Chebyshev, 507
 - definition, 91
 - evaluation, 26, 92
 - Hermite, 134
 - interpolating, 109
 - Lagrange, 109
 - Laguerre, 246, 506
 - Legendre, 223, 505
 - Maclaurin, 11
 - monic, 510
 - nested, 26, 92
 - Newton, 124
 - orthogonal, 498
 - osculating, 134
 - roots of, 92
 - Taylor, 11, 106, 273
 - trigonometric, 530
 - zeros of, 92
- Population growth, 47, 104, 121, 133, 155, 323, 381, 437, 610
 - Gompertz, 77
 - logistic, 77, 312
- Population problem, 47, 77, 104, 121, 133, 155, 312, 323, 381, 437, 610
- Positive definite matrix, 400, 403, 454, 555, 709, 713
- Power method, 560
- Power Method Algorithm, 562
- Power method for symmetric matrices, 565
- Power series, economization of, 514
- Precision, degree of, 191
- Preconditioned Conjugate Gradient Algorithm, 474
- Predator-Prey problem, 323
- Predictor-Corrector Algorithm, 298
- Predictor-corrector method, 297
- Program
 - general-purpose, 40
 - special-purpose, 40
- Projectile problem, 272
- Pseudocode, 31
- P' LU factorization, 394
- QR Algorithm, 592
- QR method, 585
- QUADPACK, 247
- Quadratic convergence
 - definition, 79
 - Newton's method, 82, 611
 - Steffensen's method, 88
- Quadratic formula, 24
- Quadratic spline, 142, 154
- Quadrature, 186
 - Clenshaw-Curtis, 248
 - degree of accuracy, 191
 - degree of precision, 191
 - Gaussian, 220, 231, 236
 - Gaussian-Kronrod, 247
- Quasi-Newton algorithms, 621
- Quasi-Newton methods, 620
- Racquetball problem, 77
- Random walk problem, 453
- Rashevsky, 265
- Rate of convergence, 36
- Rational function, 517
- Rational function approximation, 517
- Rayleigh Ritz method, 672
- Reduced form system of equations, 346
- Region of absolute stability, 337
- regula falsi* method, 72
- Relative error, 20
- Relaxation method, 447
- Remainder term, 11
- Residual vector, 446, 454
- Reverse shooting method, 651
- Richardson's extrapolation, 178, 664, 670
- Richardson's method, 711
- Riemann integral, 8
- Rolle's Theorem, 4
- Romberg Algorithm, 210
 - cautious, 211
- Romberg integration, 207
- Root condition, 331
- Roots of equations
 - bisection method, 48
 - cubic convergence, 86
 - definition, 48
 - method of false position, 72
 - Müller's Algorithm, 97
 - Müller's method, 95
 - multiple, 82
 - Newton's method, 66
 - Newton's method for systems, 613
 - Secant method, 70
 - simple, 82
- Roots of functions, complex, 95
- Rotation matrix, 587
- Rounding arithmetic, 20
 - in Maple, 22
- Roundoff error, 18, 20, 173, 177
- Row vector, 347
- Ruddy duck problem, 149
- Runge-Kutta method, 272
 - local truncation error, 279
- Runge-Kutta Method for Systems of Differential Equations Algorithm, 315
- Runge-Kutta Order Four Algorithm, 278
- Runge-Kutta order four method, 277
- Runge-Kutta order two method, 276
- Runge-Kutta-Fehlberg Algorithm, 285
- Runge-Kutta-Fehlberg method, 284, 343
- Runge-Kutta-Merson method, 343
- Runge-Kutta-Verner method, 288, 342
- Scalar product, 370
- Scaled partial pivoting, 363
 - operation counts, 367
- Scaled-column pivoting, 363
- Scaling factor, 159
- Schur's Theorem, 555
- Search direction, 466
- Secant Algorithm, 70
- Secant method
 - definition, 70
 - for nonlinear boundary-value problem, 654
 - order of convergence, 86
 - for stiff equations, 338
- Sequence
 - Fibonacci, 39
 - limit of, 3, 422
- Series
 - Fourier, 530
 - harmonic, 39
 - Maclaurin, 11
 - Taylor, 11
- Set, convex, 251
- Sherman-Morrison Theorem, 622

- Shooting method
 - linear equation, 648
 - nonlinear equation, 653
- Significant digits, 21
- Significant figures, 21
- signum function, 53
- Silver plate problem, 703, 741
- Similar matrices, 554
- Similarity transformation, 554
- Simple root, 82
- Simple zero, 82
- Simpson's composite rule, 199
- Simpson's Double Integral Algorithm, 233
- Simpson's method, 299
- Simpson's rule, 190, 192
 - adaptive, 213
 - composite, 199
 - error term, 192
- Simpson's three-eighths rule, 192
- Singular matrix, 374
- SLAP, 481
- SOR Algorithm, 450
- SOR method
 - definition, 447
 - in heat equation, 709
 - in Poisson equation, 701
- Sparse matrix, 418
- Special-purpose software, 40
- Spectral radius
 - definition, 433
 - relation to convergence, 435, 436
- Speed and distance problem, 140, 155
- Sphinx moth problem, 627
- Spread of contagious disease, 289
- Spring-mass problem, 220
- Square matrix, 372
- Stability, roundoff error, 203
- Stability of initial-value techniques, 324
- Stable algorithm, 33
- Stable method, 203, 325
- Steady state heat distribution, 692
- Steady state term, 334
- Steepest Descent Algorithm, 632
- Steepest descent method, 467, 628
- Steffensen's Algorithm, 88
- Steffensen's method, 88
- Stein Rosenberg Theorem, 445
- Step size, 257
- Stiff differential equation, 334
- Stirling's formula, 129
- Stoichiometric equation, 281
- Strictly diagonally dominant matrix, 398, 709, 713
- Strongly stable method, 331
- Sturm-Liouville system, 550
- Submatrix
 - definition, 383
 - leading principal, 402
- Successive over-relaxation (SOR) method, 447
- Superlinear convergence, 91, 621
- Surface area problem, 240
- Symmetric matrix, 377
- Symmetric Power Method Algorithm, 565
- Synthetic division, 92
- System of differential equations, 250, 313
- System of linear equations, 345
- System of nonlinear equations, 602
- Taconite problem, 496
- Taylor method for initial-value problem, 266
- Taylor polynomial
 - in one variable, 11, 106
 - in two variables, 273
- Taylor series, 11
- Taylor's Theorem
 - multiple variable, 273
 - single variable, 11
- Temperature in a cylinder problem, 717
- Templates, 481
- Terrain vehicles problem, 77
- Test equation, 335
- Three-point formula, 171
- Total pivoting, 368
- Transformation similarity, 554
- Transient term, 334
- Transmission line problem, 726
- Transpose facts, 378
- Transpose matrix, 377
- Trapezoidal method, 338
- Trapezoidal rule, 188, 192
 - adaptive, 219
 - composite, 200
 - error term, 192
 - extrapolation, 209
- Trapezoidal with Newton Iteration Algorithm, 339
- Triangular system of equations, 346, 349
- Tridiagonal matrix, 709, 713
 - definition, 407
 - reduction to, 577
- Trigonometric interpolation, 164
- Trigonometric polynomial
 - approximation, 529, 530
- Triple integral, 236
- Trough problem, 54
- Truncation error, 11
- Two-point boundary-value problem, 646
- Unconditionally stable, 707, 711
- Under-relaxation method, 447
- Underflow, 19
- Unitary matrix, 555
- Unstable algorithm, 33
- Unstable method, 175, 331
- Upper Hessenberg matrix, 584, 594
- Upper triangular matrix, 372, 388
- Van der Pol equation, 660
- variable step-size multistep method, 301
- Variational property, 673
- Vector
 - l_2 norm of, 419
 - l_∞ norm of, 419
 - space, 370
- Vector(s)
 - A*-orthogonal set, 467
 - column, 347
 - convergent, 418
 - convergence, 422
 - definition, 347
 - distance between, 421
 - Euclidean norm of, 419
 - l_1 norm of, 428
 - l_2 norm of, 419
 - l_∞ norm of, 419
 - linearly dependent, 551
 - linearly independent, 551
 - norm equivalence of, 424
 - norm of, 418
 - orthogonal set, 553
 - orthonormal set, 553

- residual, 446, 454
- row, 347
- Vibrating beam, 550
- Vibrating string, 693
- Viscous resistance problem, 205

- Water flow problem, 281
- Wave equation, 693
- Wave Equation Finite-Difference
Algorithm, 721
- Weak form method, 686
- Weakly stable method, 331

- Weierstrass Approximation Theorem,
105
- Weight function, 502
- Weighted Mean Value Theorem for
Integrals, 9
- Well-conditioned matrix, 456
- Well-posed problem, 253
- Wielandt's Deflation, 571
- Wielandt's Deflation Algorithm, 572
- Winter moth (*Operophtera bromata* L.,
Geometridae) problem, 121,
155

- Xnetlib, 44

- Zeros of functions
 - complex, 95
 - definition, 48
 - multiplicity of, 82
 - polynomial, 92
 - simple, 82
- Zeroth divided difference, 123