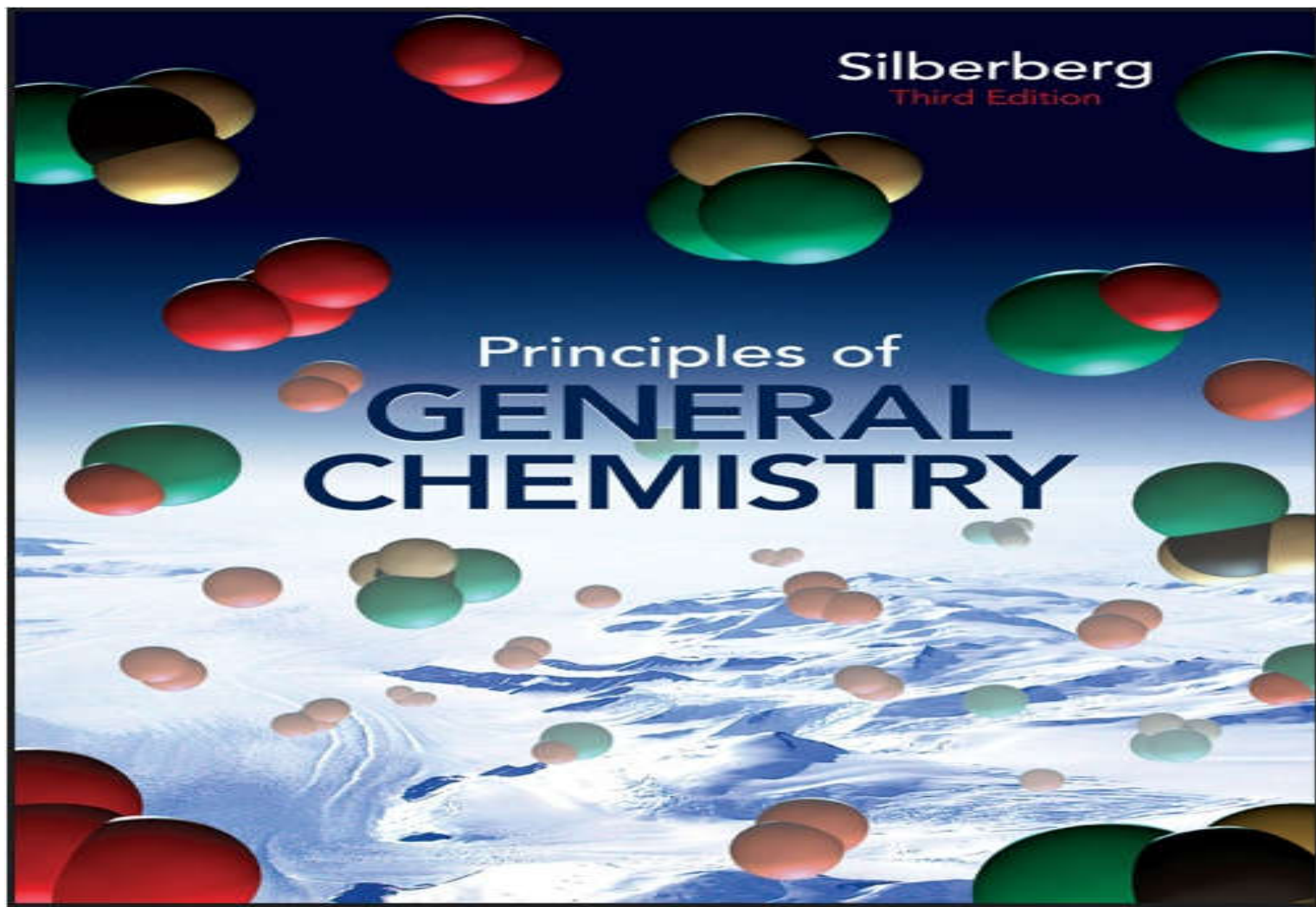
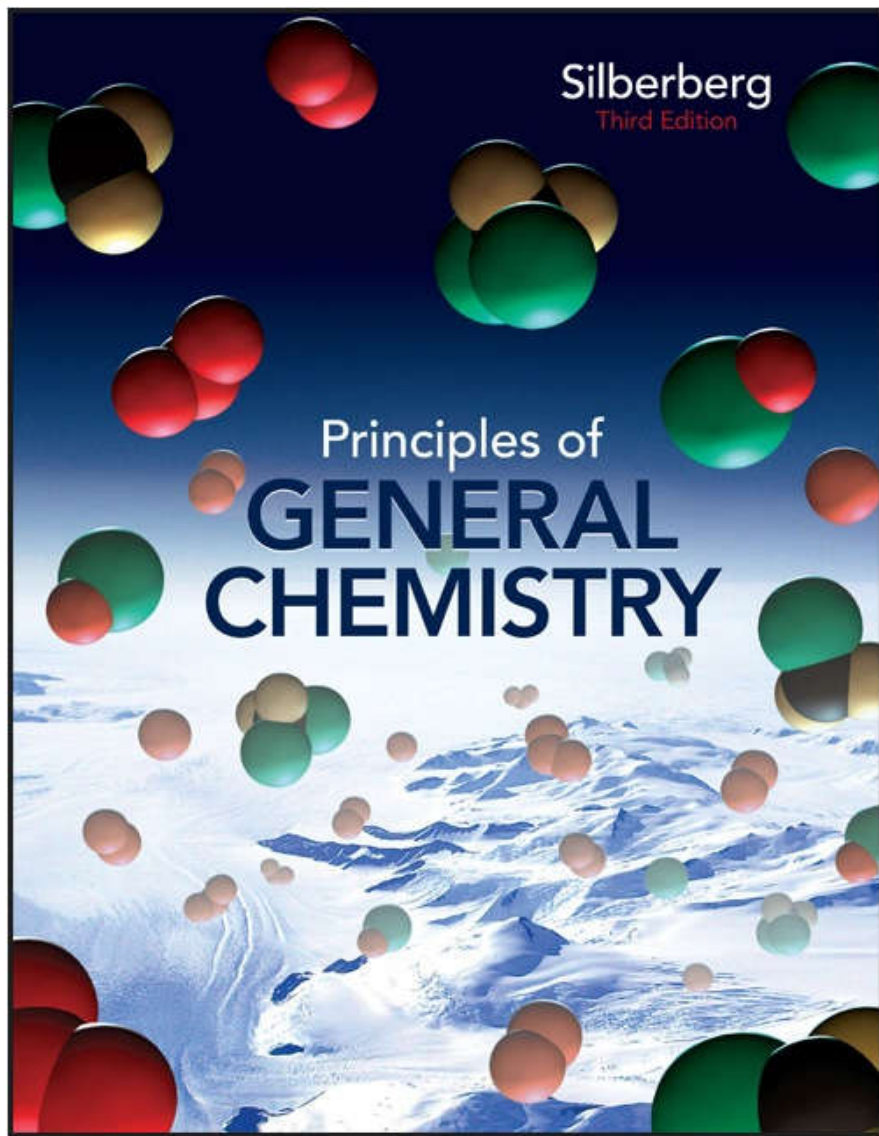


Upload by :Ahmad T Al-Jundi





# Chapter 01

## Lecture Outline

See separate *Image PowerPoint* slides for all figures and tables pre-inserted into PowerPoint without notes.



# Chapter 1

## Keys to the Study of Chemistry



# Chapter 1: Keys to the Study of Chemistry

## 1.1 Some Fundamental Definitions

## ~~1.2 The Scientific Approach: Developing a Model~~

## ~~1.3 Chemical Problem Solving~~

## 1.4 Measurement in Scientific Study

## 1.5 Uncertainty in Measurement: Significant Figures



# Chemistry

Chemistry is the study of *matter*,  
its *properties*,  
the *changes* that matter undergoes,  
and  
the *energy* associated with these changes.



# Definitions

- Matter** anything that has both mass and volume  
- the “stuff” of the universe: books, planets, trees, professors, students
- Composition** the types and amounts of simpler substances that make up a sample of matter
- Properties** the characteristics that give each substance a unique identity



## **Physical Properties**

properties a substance shows by itself without interacting with another substance

- color, melting point, boiling point, density

## **Chemical Properties**

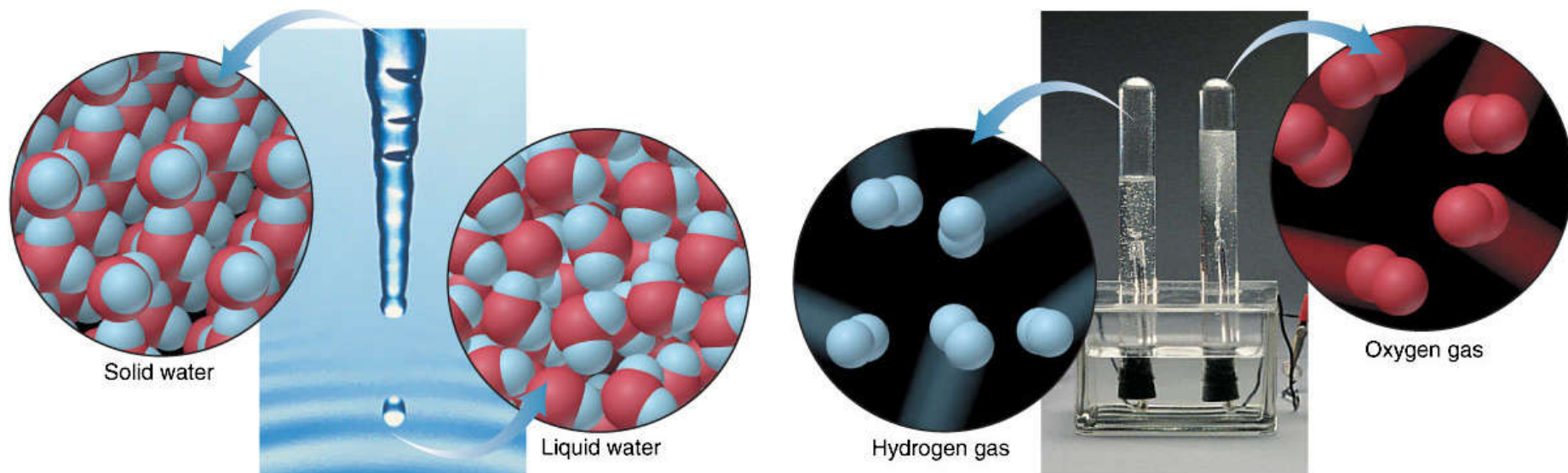
properties a substance shows as it interacts with, or transforms into, other substances

- flammability, corrosiveness



## Figure 1.1 The distinction between physical and chemical change.

Copyright © The McGraw-Hill Companies, Inc. Permission required for reproduction or display.



### A Physical change:

Solid form of water becomes liquid form; composition does *not* change because particles are the same.

### B Chemical change:

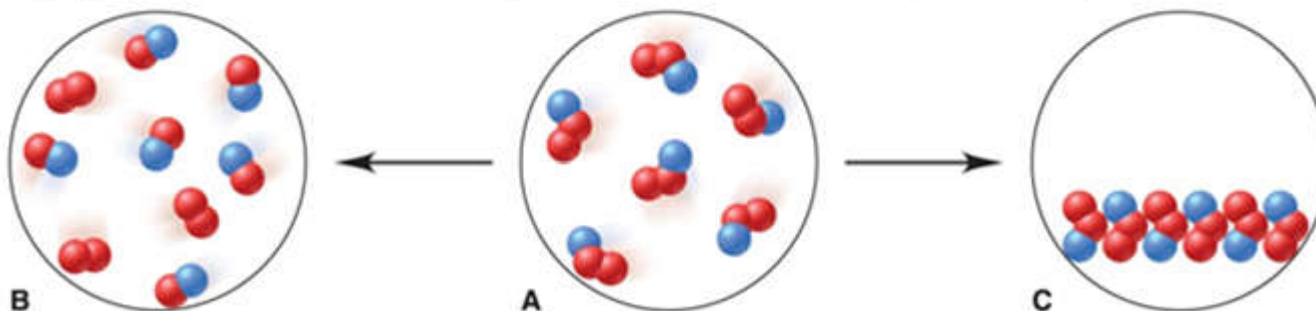
Electric current decomposes water into different substances (hydrogen and oxygen); composition *does* change because particles are different.



**Sample Problem 1.1****Visualizing Change on the Atomic Scale**

**PROBLEM:** The scenes below represent an atomic-scale view of substance A undergoing two different changes. Decide whether each scene shows a physical or a chemical change.

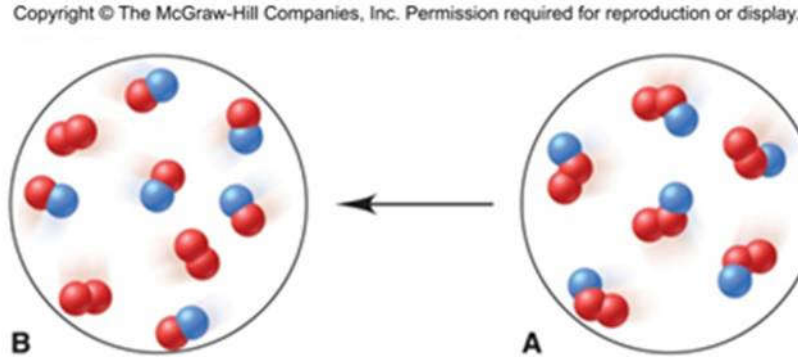
Copyright © The McGraw-Hill Companies, Inc. Permission required for reproduction or display.



**PLAN:** We need to determine what change is taking place. The numbers and colors of the little spheres that represent each particle tell its “composition”. If the composition does not change, the change is physical, whereas a chemical change results in a change of composition.

## Sample Problem 1.1

### SOLUTION:



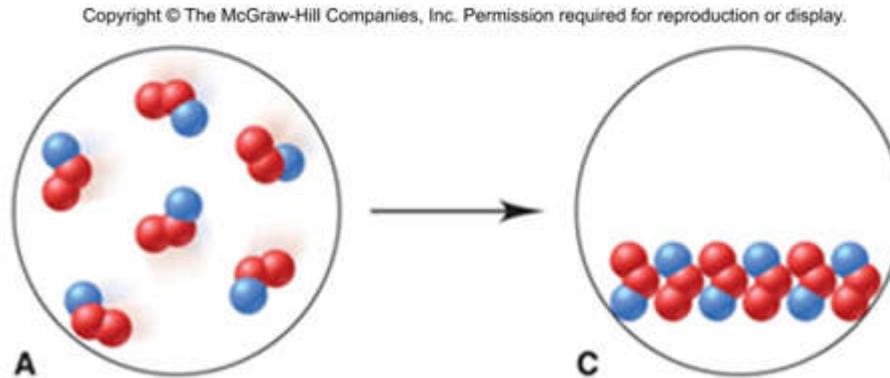
Each particle of substance A is composed of one blue and two red spheres.

Sample B is composed of two different types of particles – some have two red spheres while some have one red and one blue.

As A changes to B, the chemical composition has changed.

$A \rightarrow B$  is a **chemical change**.



**Sample Problem 1.1**

Each particle of C is still composed of one blue and two red spheres, but the particles are closer together and are more organized. The composition remains unchanged, but the physical form is different.

A → C is a **physical change**.



# The States of Matter

A ***solid*** has a fixed shape and volume. Solids may be hard or soft, rigid or flexible.


A ***liquid*** has a varying shape that conforms to the shape of the container, but a fixed volume. A liquid has an ***upper surface***.

A ***gas*** has no fixed shape or volume and therefore does not have a surface.



## Figure 1.2 The physical states of matter.

Copyright © The McGraw-Hill Companies, Inc. Permission required for reproduction or display.



**Solid**  
*Particles are close together and organized.*

**Liquid**  
*Particles are close together but disorganized.*

**Gas**  
*Particles are far apart and disorganized.*

# Temperature and Change of State

- A change of state is a *physical* change.
  - Physical form changes, composition does not.
- Changes in physical state are *reversible*
  - by changing the temperature.
- A chemical change cannot simply be reversed by a change in temperature.



## Sample Problem 1.2

# Distinguishing Between Physical and Chemical Change

**PROBLEM:** Decide whether each of the following processes is primarily a physical or a chemical change, and explain briefly:

- (a) Frost forms as the temperature drops on a humid winter night.
- (b) A cornstalk grows from a seed that is watered and fertilized.
- (c) A match ignites to form ash and a mixture of gases.
- (d) Perspiration evaporates when you relax after jogging.
- (e) A silver fork tarnishes slowly in air.

**PLAN:** “Does the substance change composition or just change form?”



## Sample Problem 1.2

### SOLUTION:

(a) Frost forms as the temperature drops on a humid winter night.

physical change

(b) A cornstalk grows from a seed that is watered and fertilized.

chemical change

(c) A match ignites to form ash and a mixture of gases.

chemical change

(d) Perspiration evaporates when you relax after jogging.

physical change

(e) A silver fork tarnishes slowly in air.

chemical change





# Energy in Chemistry

*Energy* is the ability to do work.

## *Potential Energy*

is energy due to the *position* of an object.

## *Kinetic Energy*

is energy due to the *movement* of an object.

**Total Energy = Potential Energy + Kinetic Energy**



# Energy Changes

***Lower*** energy states are ***more stable*** and are favored over higher energy states.

Energy is neither created nor destroyed

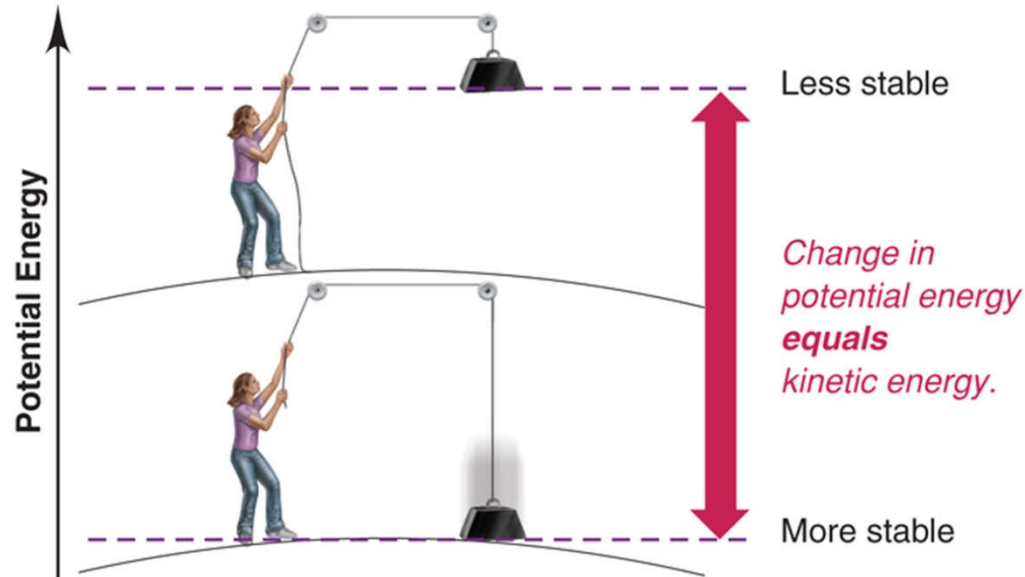
– it is ***conserved***

– and can be ***converted*** from one form to another.



## Figure 1.3A Potential energy is converted to kinetic energy.

Copyright © The McGraw-Hill Companies, Inc. Permission required for reproduction or display.



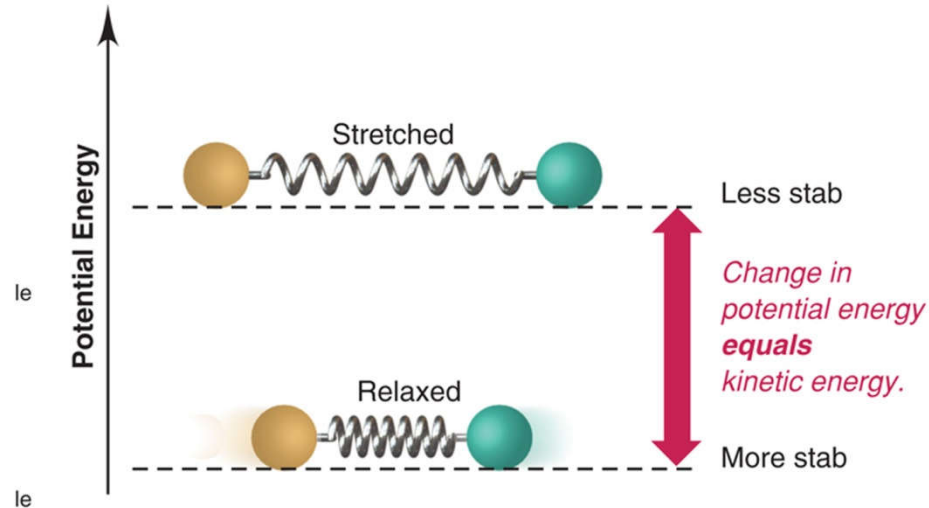
**A** A gravitational system. Potential energy is gained when a weight is lifted. It is converted to kinetic energy as the weight falls.

**A gravitational system.** The potential energy gained when a lifted weight is converted to kinetic energy as the weight falls.

**A lower energy state is more stable.**

## Figure 1.3B Potential energy is converted to kinetic energy.

Copyright © The McGraw-Hill Companies, Inc. Permission required for reproduction or display.



**B** A system of two balls attached by a spring. Potential energy is gained when the spring is stretched. It is converted to the kinetic energy of the moving balls as the spring relaxes.

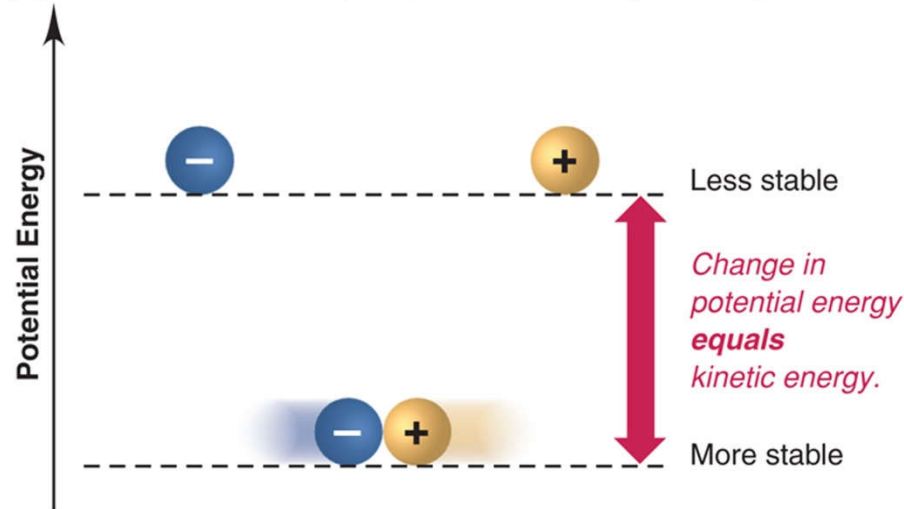
**A system of two balls attached by a spring.** The potential energy gained by a stretched spring is converted to kinetic energy when the moving balls are released.

**Energy is conserved when it is transformed.**



## Figure 1.3C Potential energy is converted to kinetic energy.

Copyright © The McGraw-Hill Companies, Inc. Permission required for reproduction or display.



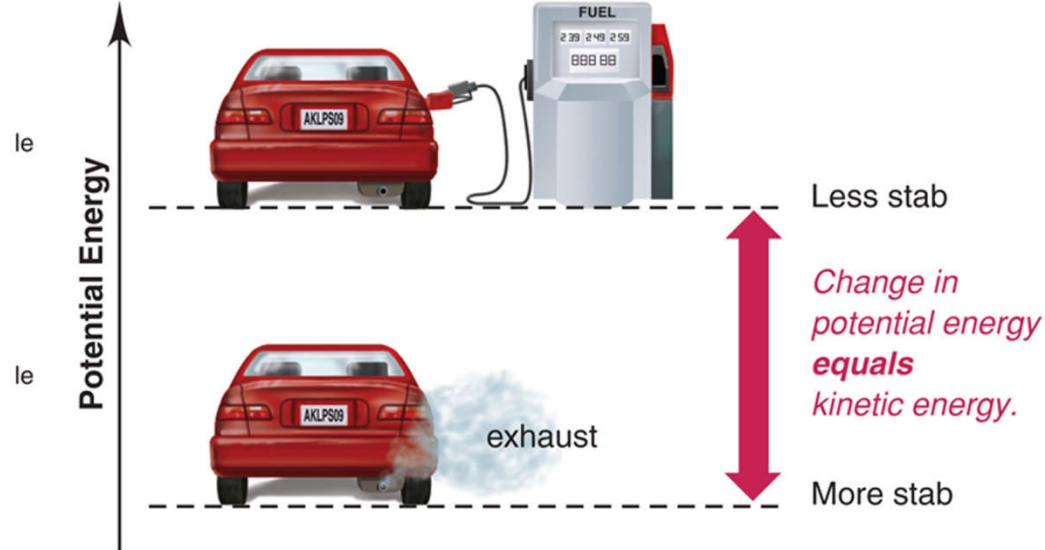
**C** A system of oppositely charged particles. Potential energy is gained when the charges are separated. It is converted to kinetic energy as the attraction pulls the charges together.

**A system of oppositely charged particles.** The potential energy gained when the charges are separated is converted to kinetic energy as the attraction pulls these charges together.



# Figure 1.3D Potential energy is converted to kinetic energy.

Copyright © The McGraw-Hill Companies, Inc. Permission required for reproduction or display.

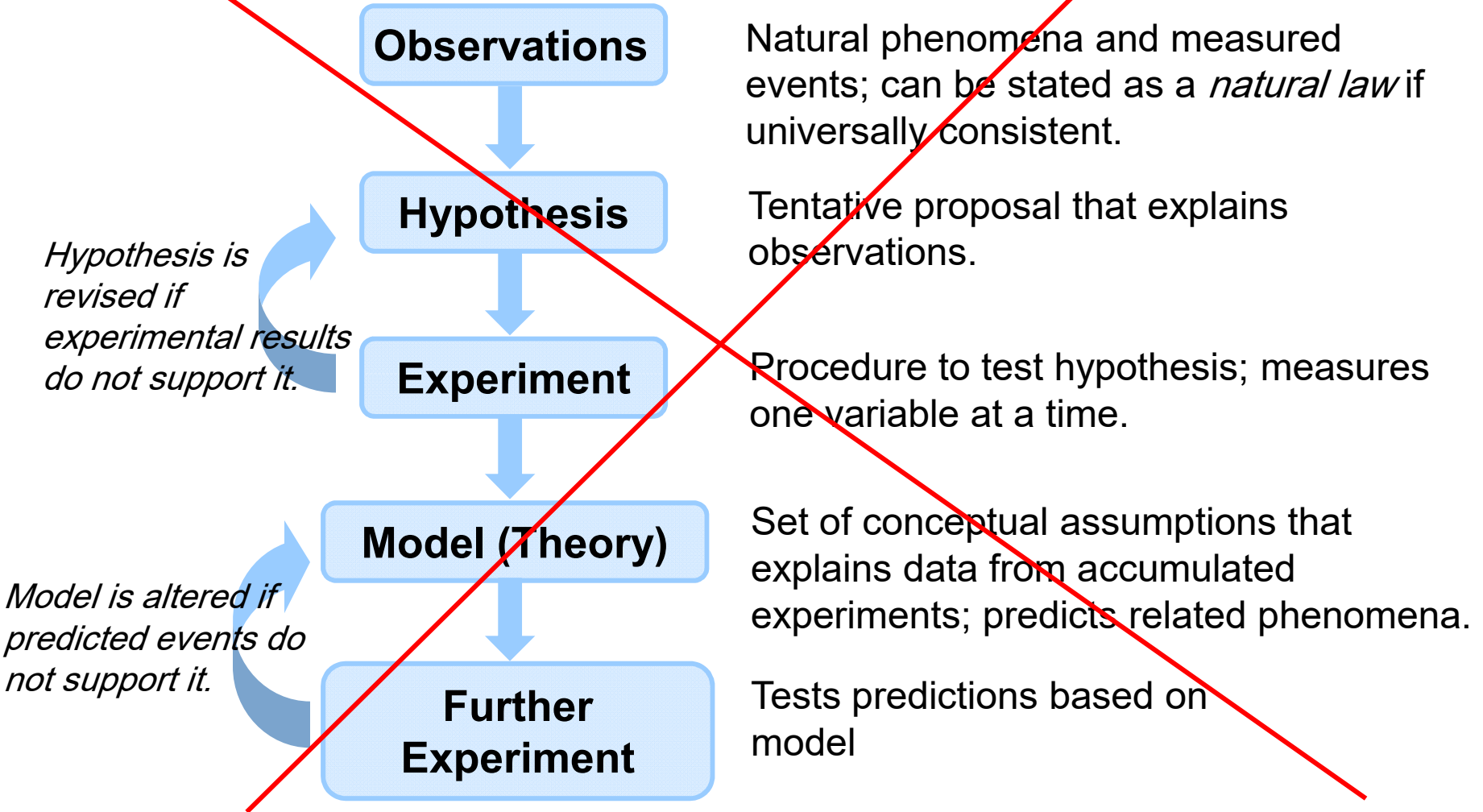


**D** A system of fuel and exhaust. A fuel is higher in chemical potential energy than the exhaust. As the fuel burns, some of its potential energy is converted to the kinetic energy of the moving car.

**A system of fuel and exhaust.** A fuel is higher in chemical potential energy than the exhaust. As the fuel burns, some of its potential energy is converted to the kinetic energy of the moving car.



**Figure 1.4**      **The scientific approach to understanding nature.**



# Chemical Problem Solving

- All measured quantities consist of
  - a ***number*** and a ***unit***.
- Units are manipulated like numbers:

- $3 \text{ ft} \times 4 \text{ ft} = 12 \text{ ft}^2$

- $\frac{350 \text{ mi}}{7 \text{ h}} = \frac{50 \text{ mi}}{1 \text{ h}}$  or  $50 \text{ mi}\cdot\text{h}^{-1}$





# Conversion Factors

A ***conversion factor*** is a ratio of equivalent quantities used to express a quantity in different units.

The relationship  $1 \text{ mi} = 5280 \text{ ft}$  gives us the conversion factor:

$$\frac{1 \text{ mi}}{5280 \text{ ft}} = \frac{\cancel{5280 \text{ ft}}}{\cancel{5280 \text{ ft}}} = 1$$



A conversion factor is chosen and set up so that all units cancel except those required for the answer.

**PROBLEM:** The height of the Angel Falls is 3212 ft. Express this quantity in miles (mi) if 1 mi = 5280 ft.

**PLAN:** Set up the conversion factor so that ft will cancel and the answer will be in mi.

**SOLUTION:**  $3212 \text{ ft} \times \frac{1 \text{ mi}}{5280 \text{ ft}} = 0.6083 \text{ mi}$



# Systematic Approach to Solving Chemistry Problems

- State Problem
- Plan
  - Clarify the known and unknown.
  - Suggest steps from known to unknown.
  - Prepare a visual summary of steps that includes conversion factors, equations, known variables.
- Solution
- Check
- Comment
- Follow-up Problem

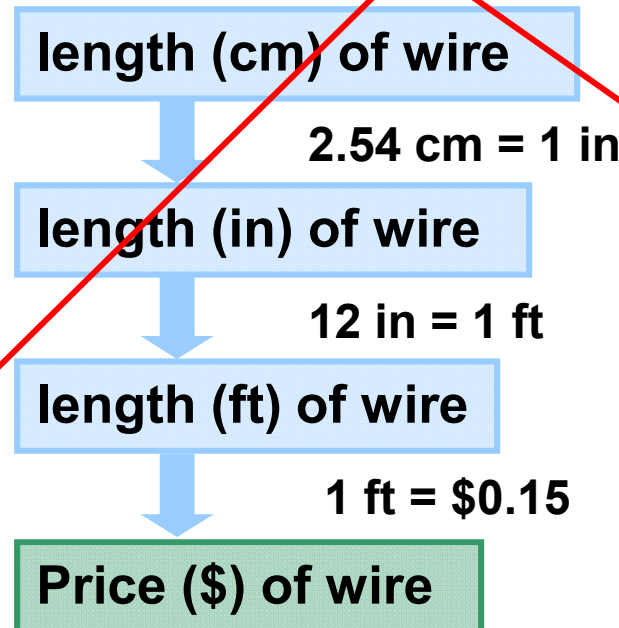


## Sample Problem 1.3

## Converting Units of Length

**PROBLEM:** To wire your stereo equipment, you need 325 centimeters (cm) of speaker wire that sells for \$0.15/ft. What is the price of the wire?

**PLAN:** We know the length (in cm) of wire and cost per length (\$/ft). We have to convert cm to inches and inches to feet. Then we can find the cost for the length in feet.



**Sample Problem 1.3****SOLUTION:**

Length (in) = length (cm) x conversion factor

$$= 325 \text{ cm} \times \frac{1 \text{ in}}{2.54 \text{ cm}} = 128 \text{ in}$$

Length (ft) = length (in) x conversion factor

$$= 128 \text{ in} \times \frac{1 \text{ ft}}{12 \text{ in}} = 10.7 \text{ ft}$$

Price (\$) = length (ft) x conversion factor

$$= 10.7 \text{ ft} \times \frac{\$ 0.15}{1 \text{ ft}} = \boxed{\$ 1.60}$$



## 1.4 Measurements in scientific study (SI Units)

### *Seven fundamental units (base Units)*

**Table 1.1 SI Base Units**

Physical Quantity (Dimension)	Unit Name	Unit Abbreviation
Mass	kilogram	kg
Length	meter	m
Time	second	s
Temperature	kelvin	K
Electric current	ampere	A
Amount of substance	mole	mol
Luminous intensity	candela	cd

All others are derived units and used as conversion factors  
(speed: m/s)

**Table 1.2 Common Decimal Prefixes Used with SI Units**

Prefix*	Prefix Symbol	Word	Conventional Notation	Exponential Notation
tera	T	trillion	1,000,000,000,000	$1 \times 10^{12}$
giga	G	billion	1,000,000,000	$1 \times 10^9$
<b>mega</b>	M	million	1,000,000	$1 \times 10^6$
<b>kilo</b>	k	thousand	1,000	$1 \times 10^3$
hecto	h	hundred	100	$1 \times 10^2$
deka	da	ten	10	$1 \times 10^1$
—	—	one	1	$1 \times 10^0$
<b>deci</b>	d	tenth	0.1	$1 \times 10^{-1}$
<b>centi</b>	c	hundredth	0.01	$1 \times 10^{-2}$
<b>milli</b>	m	thousandth	0.001	$1 \times 10^{-3}$
<b>micro</b>	$\mu$	millionth	0.000001	$1 \times 10^{-6}$
<b>nano</b>	n	billionth	0.000000001	$1 \times 10^{-9}$
<b>pico</b>	p	trillionth	0.0000000000001	$1 \times 10^{-12}$
femto	f	quadrillionth	0.0000000000000001	$1 \times 10^{-15}$

\*The prefixes most frequently used by chemists appear in bold type.

## Table 1.3 Common SI-English Equivalent Quantities


Quantity	SI to English Equivalent	English to SI Equivalent
<b>Length</b>	1 km = 0.6214 mile	1 mi = 1.609 km
	1 m = 1.094 yd	1 yd = 0.9144 m
	1 m = 39.37 inches	1 ft = 0.3048 m
	1 cm = 0.3937 inch	1 in = 2.54 cm
<b>Volume</b>	1 cubic meter (m <sup>3</sup> ) = 35.31 ft <sup>3</sup>	1 ft <sup>3</sup> = 0.02832 m <sup>3</sup>
	1 dm <sup>3</sup> = 0.2642 gal	1 gal = 3.785 dm <sup>3</sup>
	1 dm <sup>3</sup> = 1.057 qt	1 qt = 0.9464 dm <sup>3</sup>
	1 cm <sup>3</sup> = 0.03381 fluid ounce	1 qt = 946.4 cm <sup>3</sup>
		1 fluid ounce = 29.57 cm <sup>3</sup>
<b>Mass</b>	1 kg = 2.205 lb	1 lb = 0.4536 kg
	1 g = 0.03527 ounce (oz)	1 oz = 28.35 g





# Figure 1.5 Common laboratory volumetric glassware.

Copyright © The McGraw-Hill Companies, Inc. Permission required for reproduction or display.

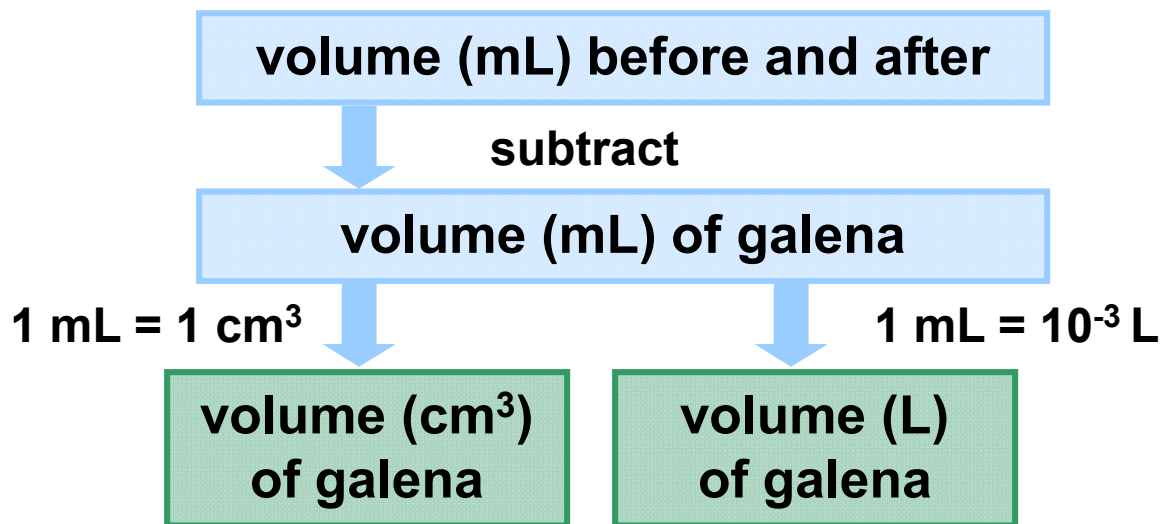


## Sample Problem 1.4

## Converting Units of Volume

**PROBLEM:** A graduated cylinder contains 19.9 mL of water. When a small piece of galena, an ore of lead, is added, it sinks and the volume increases to 24.5 mL. What is the volume of the piece of galena in  $\text{cm}^3$  and in L?

**PLAN:** The volume of the galena is equal to the difference in the volume of the water before and after the addition.



**Sample Problem 1.4****SOLUTION:**

$(24.5 - 19.9) \text{ mL} = \text{volume of galena} = 4.6 \text{ mL}$

$$4.6 \text{ mL} \times \frac{1 \text{ cm}^3}{1 \text{ mL}} = 4.6 \text{ cm}^3$$

$$4.6 \text{ mL} \times \frac{10^{-3} \text{ L}}{1 \text{ mL}} = 4.6 \times 10^{-3} \text{ L}$$

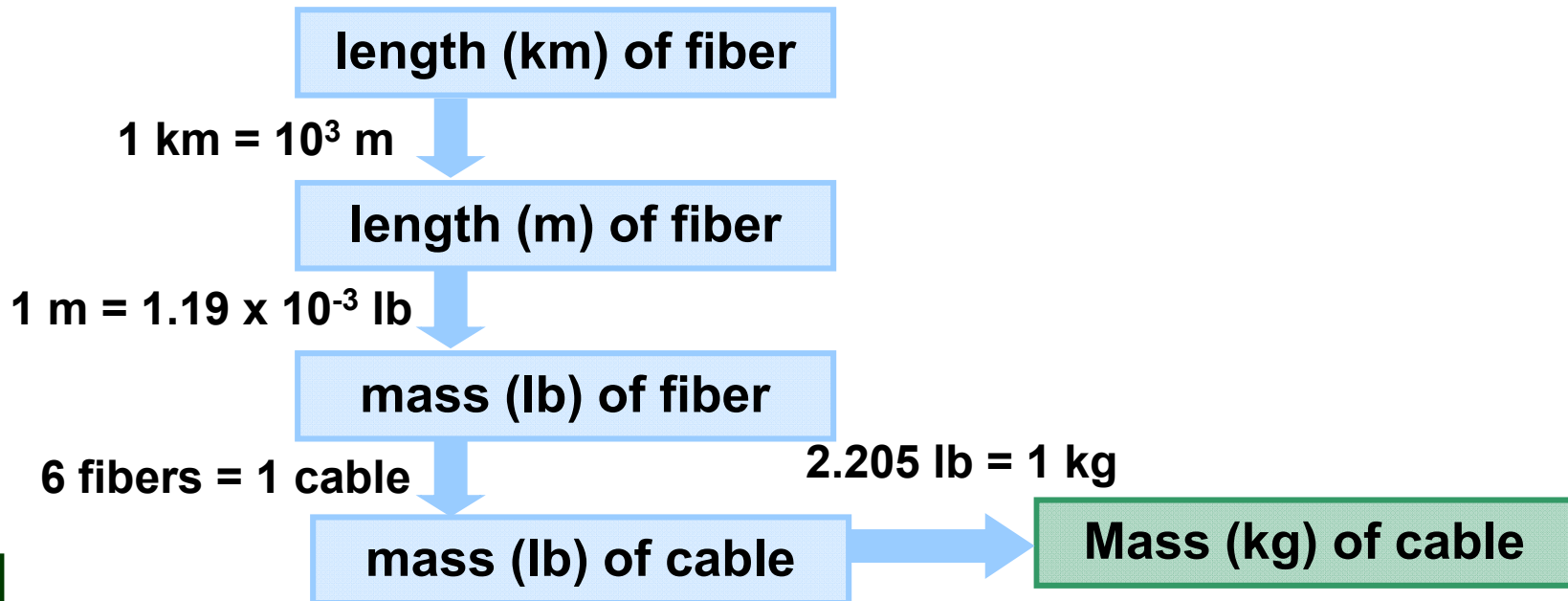


## Sample Problem 1.5

## Converting Units of Mass

**PROBLEM:** Many international computer communications are carried out by optical fibers in cables laid along the ocean floor. If one strand of optical fiber weighs  $1.19 \times 10^{-3}$  lb/m, what is the mass (in kg) of a cable made of six strands of optical fiber, each long enough to link New York and Paris ( $8.94 \times 10^3$  km)?

**PLAN:** The sequence of steps may vary but essentially we need to find the length of the entire cable and convert it to mass.



## Sample Problem 1.5

### SOLUTION:

$$8.84 \times 10^3 \cancel{\text{km}} \times \frac{10^3 \text{ m}}{1 \cancel{\text{km}}} = 8.84 \times 10^6 \text{ m}$$

$$8.84 \times 10^6 \cancel{\text{m}} \times \frac{1.19 \times 10^{-3} \text{ lb}}{1 \cancel{\text{m}}} = 1.05 \times 10^4 \text{ lb}$$

$$\frac{1.05 \times 10^4 \text{ lb}}{1 \cancel{\text{fiber}}} \times \frac{6 \cancel{\text{fibers}}}{1 \text{ cable}} = 6.30 \times 10^4 \text{ lb/cable}$$

$$\frac{6.30 \times 10^4 \cancel{\text{lb}}}{1 \text{ cable}} \times \frac{1 \text{ kg}}{2.205 \cancel{\text{lb}}} = \mathbf{2.86 \times 10^4 \text{ kg/cable}}$$



# Density

$$\text{density} = \frac{\text{mass}}{\text{volume}}$$

At a given temperature and pressure, the density of a substance is a characteristic physical property and has a specific value.



**Table 1.4 Densities of Some Common Substances\***

<b>Substance</b>	<b>Physical State</b>	<b>Density (g/cm<sup>3</sup>)</b>
Hydrogen	gas	0.0000899
Oxygen	gas	0.00133
Grain alcohol	liquid	0.789
Water	liquid	0.998
Table salt	solid	2.16
Aluminum	solid	2.70
Lead	solid	11.3
Gold	solid	19.3

\*At room temperature (20°C) and normal atmospheric pressure (1 atm).

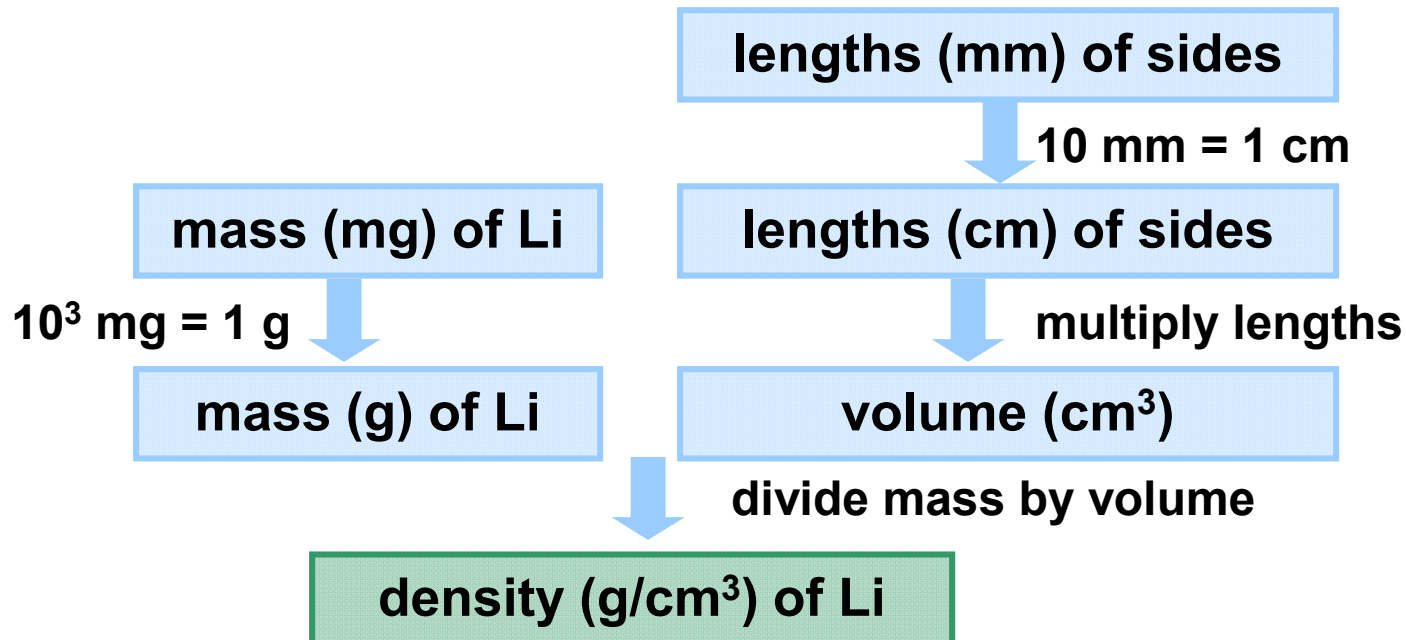


## Sample Problem 1.6

## Calculating Density from Mass and Length

**PROBLEM:** Lithium, a soft, gray solid with the lowest density of any metal, is a key component of advanced batteries. A slab of lithium weighs  $1.49 \times 10^3$  mg and has sides that are 20.9 mm by 11.1 mm by 11.9 mm. Find the density of lithium in  $\text{g}/\text{cm}^3$ .

**PLAN:** Density is expressed in  $\text{g}/\text{cm}^3$  so we need the mass in g and the volume in  $\text{cm}^3$ .





**Sample Problem 1.6****SOLUTION:**

$$1.49 \times 10^3 \text{ mg} \times \frac{1 \text{ g}}{10^3 \text{ mg}} = 1.49 \text{ g}$$

$$20.9 \text{ mm} \times \frac{1 \text{ cm}}{10 \text{ mm}} = 2.09 \text{ cm}$$

Similarly the other sides will be 1.11 cm and 1.19 cm, respectively.

$$\text{Volume} = 2.09 \times 1.11 \times 1.19 = 2.76 \text{ cm}^3$$

$$\text{density of Li} = \frac{1.49 \text{ g}}{2.76 \text{ cm}^3} = \mathbf{0.540 \text{ g/cm}^3}$$

# Temperature Scales

Temperature (T) : is a measure of how hot or cold one object is relative to another.(Thermometer)

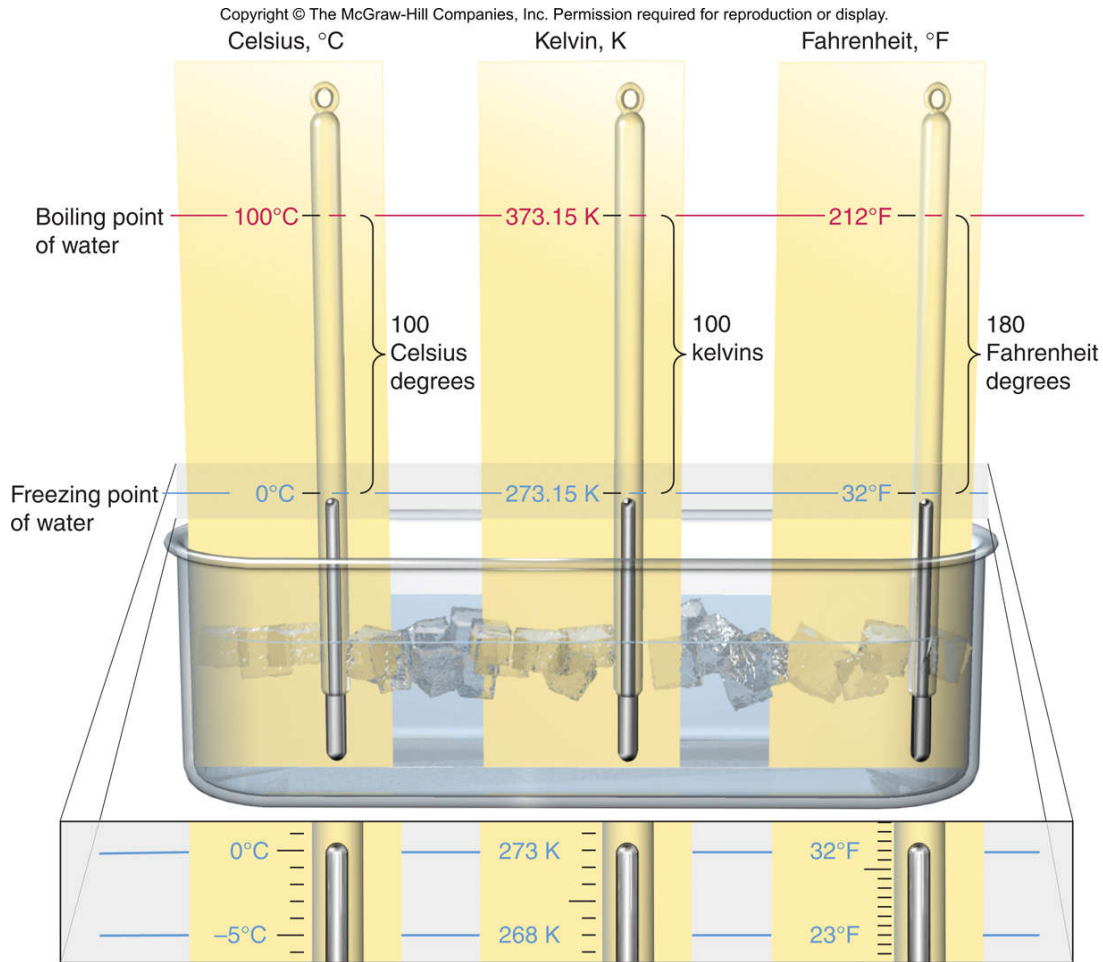
Heat : is energy that flows from the object of higher (T) to object of lower (T).

**Kelvin ( K )** - The “absolute temperature scale” begins at absolute zero and has only positive values. Note that the kelvin is not used with the degree sign ( $^{\circ}$ ).

**Celsius ( $^{\circ}\text{C}$  )** - The Celsius scale is based on the freezing and boiling points of water. This is the temperature scale used most commonly around the world. The Celsius and Kelvin scales use the **same size degree** although their starting points differ.

**Fahrenheit ( $^{\circ}\text{F}$  )** – The Fahrenheit scale is commonly used in the US. The Fahrenheit scale has a different degree size and different zero points than both the Celsius and Kelvin scales.

# Figure 1.6 Freezing and boiling points of water in the Celsius, Kelvin (absolute) and Fahrenheit scales.



# Temperature Conversions

$$T \text{ (in K)} = T \text{ (in } ^\circ\text{C)} + 273.15$$

$$T \text{ (in } ^\circ\text{C)} = T \text{ (in K)} - 273.15$$

$$T \text{ (in } ^\circ\text{F)} = \frac{9}{5} T \text{ (in } ^\circ\text{C)} + 32$$

$$T \text{ (in } ^\circ\text{C)} = [T \text{ (in } ^\circ\text{F)} - 32] \frac{5}{9}$$



**Sample Problem 1.7****Converting Units of Temperature**

**PROBLEM:** A child has a body temperature of  $38.7^{\circ}\text{C}$ , and normal body temperature is  $98.6^{\circ}\text{F}$ . Does the child have a fever? What is the child's temperature in kelvins?

**PLAN:** We have to convert  $^{\circ}\text{C}$  to  $^{\circ}\text{F}$  to find out if the child has a fever. We can then use the  $^{\circ}\text{C}$  to Kelvin relationship to find the temperature in Kelvin.

**SOLUTION:**

Converting from  $^{\circ}\text{C}$  to  $^{\circ}\text{F}$        $\frac{9}{5}(38.7^{\circ}\text{C}) + 32 = \mathbf{101.7^{\circ}\text{F}}$

**Yes, the child has a fever.**

Converting from  $^{\circ}\text{C}$  to K       $38.7^{\circ}\text{C} + 273.15 = \mathbf{311.8\text{ K}}$



# Significant Figures

Every measurement includes some *uncertainty*. The *rightmost* digit of any quantity is always *estimated*.

The recorded digits, both certain and uncertain, are called *significant figures*.

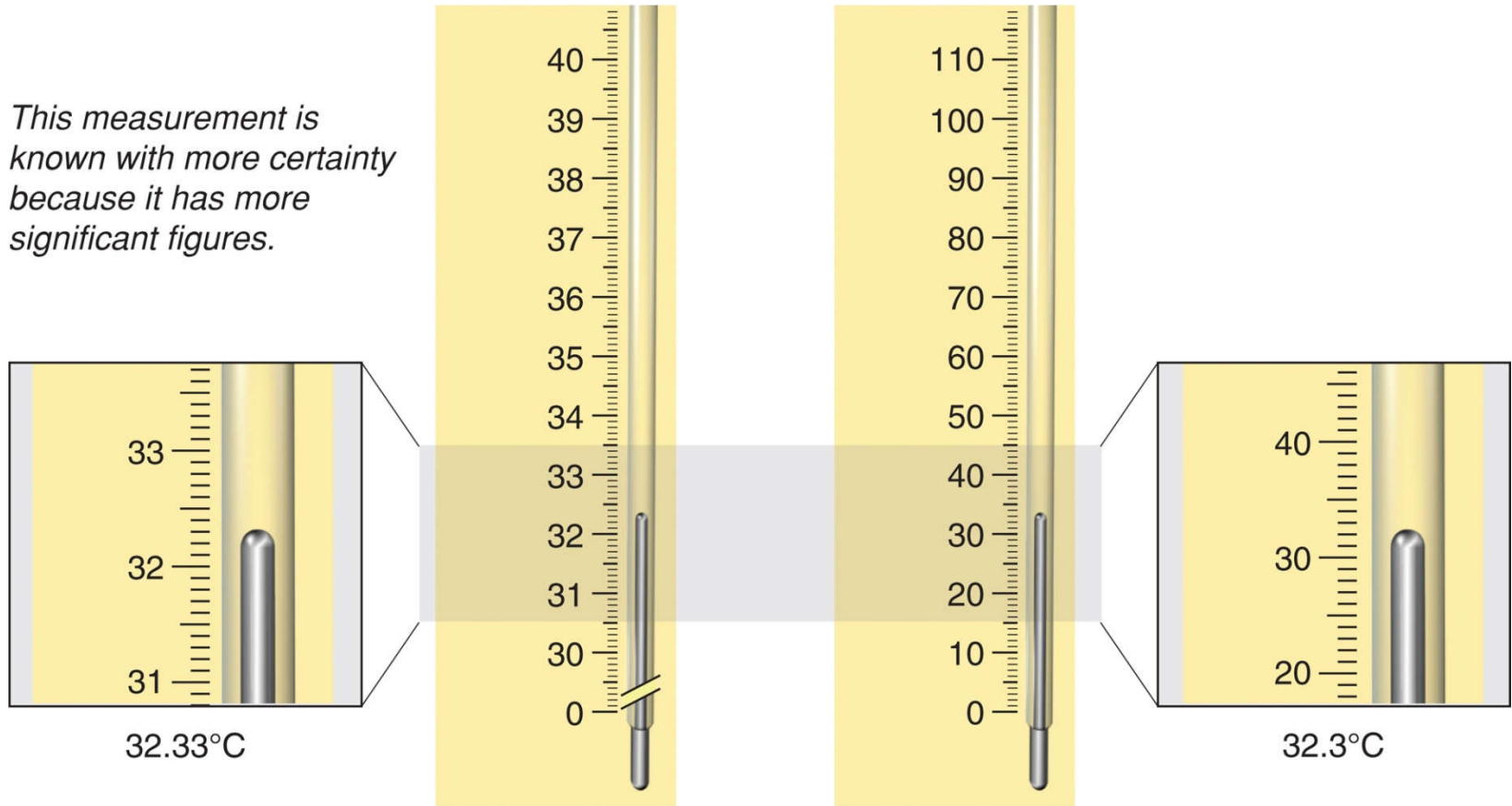
The greater the number of significant figures in a quantity, the greater its certainty.



# Figure 1.7 The number of significant figures in a measurement.

Copyright © The McGraw-Hill Companies, Inc. Permission required for reproduction or display.

*This measurement is known with more certainty because it has more significant figures.*



# Determining Which Digits are Significant

**All digits are significant**

**- *except zeros that are used only to position the decimal point.***

- Make sure the measured quantity has a decimal point.
- Start at the left and move right until you reach the first nonzero digit.
- Count that digit and every digit to its right as significant.





- Zeros that end a number are significant as long as a decimal point is present.
- 1.030 mL has 4 significant figures.
- 5300. L has 4 significant figures.
  
- If there is no decimal point is present
  - zeros at the end of the number are **not** significant.  
unless exponential notation clarify the quantity
- 5300 L has only 2 significant figures
- $5.300 \times 10^3$  has 4 significant figures



**Sample Problem 1.8****Determining the Number of Significant Figures**

**PROBLEM:** For each of the following quantities, underline the zeros that are significant figures (sf), and determine the number of significant figures in each quantity. For **(d)** to **(f)**, express each in exponential notation first.

**(a)** 0.0030 L

**(b)** 0.1044 g

**(c)** 53,069 mL

**(d)** 0.00004715 m

**(e)** 57,600. s

**(f)** 0.0000007160 cm<sup>3</sup>

**PLAN:** We determine the number of significant figures by counting digits, paying particular attention to the position of zeros in relation to the decimal point, and underline zeros that are significant.



**Sample Problem 1.8****SOLUTION:**

(a) 0.0030 L has **2 sf**                      (b) 0.1044 g has **4 sf**

(c) 53,069 mL has **5 sf**

(d) 0.00004715 m = **4.715x10<sup>-5</sup> m** has **4 sf**

(e) 57,600. s = **5.7600x10<sup>4</sup> s** has **5 sf**

(f) 0.0000007160 cm<sup>3</sup> = **7.160x10<sup>-7</sup> cm<sup>3</sup>** has **4 sf**



# Rules for Significant Figures in Calculations

1. **For multiplication and division.** The answer contains the same number of significant figures as there are in the measurement with the **fewest significant figures.**

Multiply the following numbers:

$$9.2 \text{ cm} \times 6.8 \text{ cm} \times 0.3744 \text{ cm} = 23.4225 \text{ cm}^3 = \mathbf{23 \text{ cm}^3}$$



## Rules for Significant Figures in Calculations

2. *For addition and subtraction.* The answer has the *same number of decimal places as there are in the measurement with the fewest decimal places.*

Example: adding two volumes

$$\begin{array}{r} 83.5 \text{ mL} \\ + 23.28 \text{ mL} \\ \hline 106.78 \text{ mL} = \mathbf{106.8 \text{ mL}} \end{array}$$

Example: subtracting two volumes

$$\begin{array}{r} 865.9 \text{ mL} \\ - 2.8121 \text{ mL} \\ \hline 863.0879 \text{ mL} = \mathbf{863.1 \text{ mL}} \end{array}$$

## Rules for Rounding Off Numbers

1. If the **digit removed** is *more than 5*, the preceding number increases by 1.

5.379 rounds to 5.38 if 3 significant figures are retained.

2. If the **digit removed** is *less than 5*, the preceding number is unchanged.

0.2413 rounds to 0.241 if 3 significant figures are retained.



3. If the **digit removed** *is 5 followed by zeros or with no following digits*, the preceding number **increases by 1** if it is odd and remains unchanged if it is even.

17.75 rounds to 17.8, but 17.65 rounds to 17.6.

If the *5 is followed by other nonzero digits*, rule 1 is followed:

17.6500 rounds to 17.6, but 17.6513 rounds to 17.7

4. Be sure to carry two or more additional significant figures through a multistep calculation and round off the *final* answer *only*.



# Exact Numbers

***Exact numbers*** have no uncertainty associated with them.

Numbers may be exact by definition:

$$1000 \text{ mg} = 1 \text{ g}$$

$$60 \text{ min} = 1 \text{ hr}$$

$$2.54 \text{ cm} = 1 \text{ in}$$

Numbers may be exact by count:  
exactly 26 letters in the alphabet

**Exact numbers do not limit the number of significant digits in a calculation.**





## Sample Problem 1.9

## Significant Figures and Rounding

**PROBLEM:** Perform the following calculations and round each answer to the correct number of significant figures:

$$(a) \quad \frac{16.3521 \text{ cm}^2 - 1.448 \text{ cm}^2}{7.085 \text{ cm}}$$

$$(b) \quad \frac{4.80 \times 10^4 \text{ mg} \left( \frac{1 \text{ g}}{1000 \text{ mg}} \right)}{11.55 \text{ cm}^3}$$

**PLAN:** We use the rules for rounding presented in the text: **(a)** We subtract before we divide. **(b)** We note that the unit conversion involves an exact number.



## Sample Problem 1.9

### SOLUTION:

$$(a) \quad \frac{16.3521 \text{ cm}^2 - 1.448 \text{ cm}^2}{7.085 \text{ cm}} = \frac{14.904 \text{ cm}^2}{7.085 \text{ cm}} = \boxed{2.104 \text{ cm}}$$

$$(b) \quad \frac{4.80 \times 10^4 \text{ mg} \left( \frac{1 \text{ g}}{1000 \text{ mg}} \right)}{11.55 \text{ cm}^3} = \frac{48.0 \text{ g}}{11.55 \text{ cm}^3} = \boxed{4.16 \text{ g/cm}^3}$$

# Precision, Accuracy, and Error

***Precision*** refers to how close the measurements in a series are to each other.

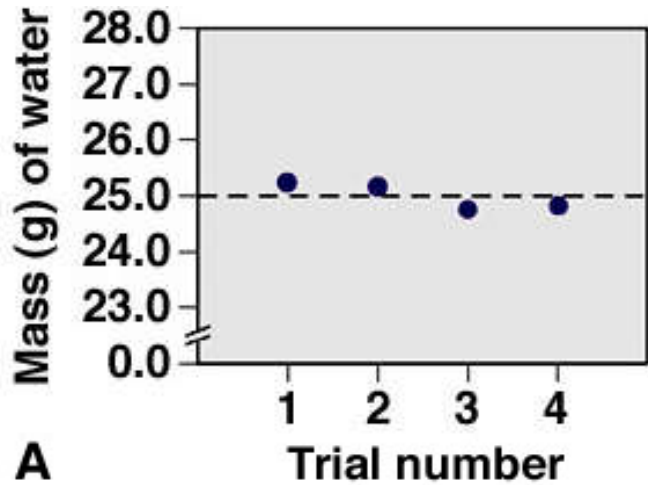
***Accuracy*** refers to how close each measurement is to the actual value.

***Systematic error*** produces values that are either *all* higher or *all* lower than the actual value.  
This error is part of the experimental system.

***Random error*** produces values that are both higher and lower than the actual value.

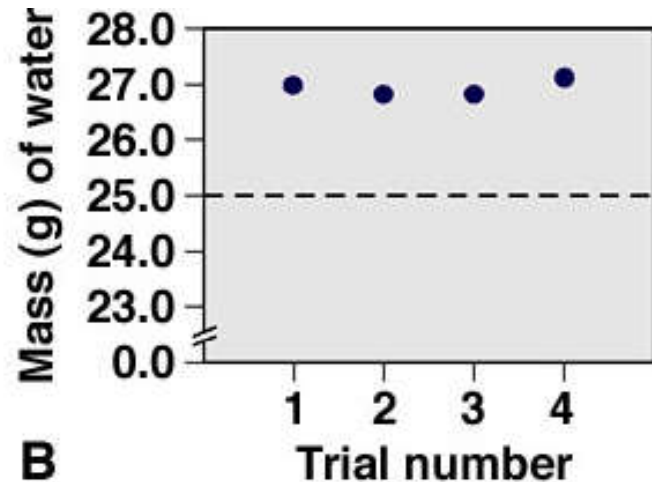


**Figure 1.9** Precision and accuracy in a laboratory calibration.

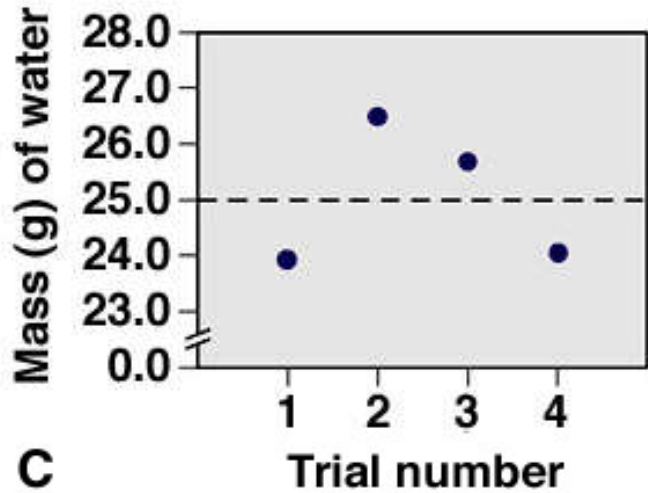


precise and accurate

precise but not accurate

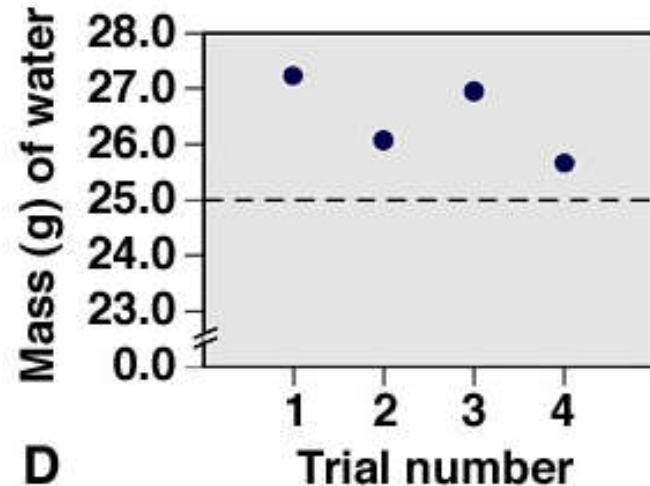


**Figure 1.9** Precision and accuracy in the laboratory.  
continued



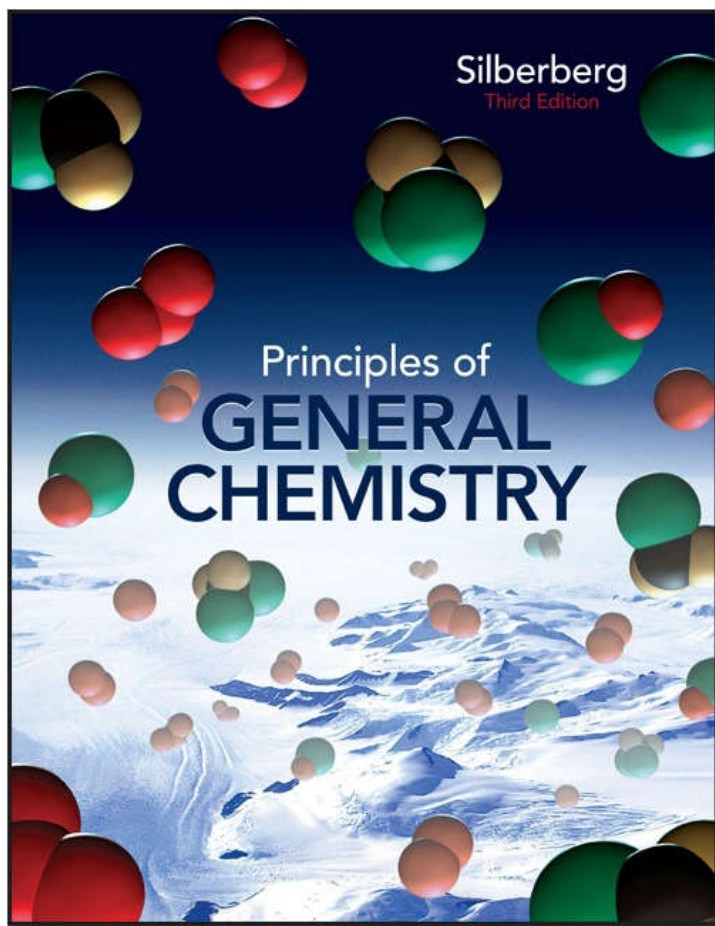
random error

systematic error



UPLOADED BY AHMAD T JUNDI

# Upload By:Ahmad T Al -Jundi



# Chapter 2

## The Periodic Table and Some Properties of the Elements



# Definitions for Components of Matter

Matter can be classified into three types based on its composition: elements, compounds and mixtures.

**Substance** : is matter whose composition is fixed. Mixtures?

**Element** - the simplest type of substance with unique physical and chemical properties. *An element consists of **only one type of atom***. It cannot be broken down into any simpler substances by physical or chemical means. **Cu, Ag, N<sub>2</sub>, O<sub>2</sub>,**

**Molecule** - a structure that consists of **two or more atoms** that are chemically bound together and thus behaves as an independent unit.



A Atoms of an element

Figure 2.1



B Molecules of an element

**H<sub>2</sub>O, O<sub>3</sub>, CO<sub>2</sub>, NH<sub>3</sub>, O<sub>2</sub>**



# Definitions for Components of Matter

**Compound** - a substance composed of two or more elements which are chemically combined.

-Elements are present in fixed mass ratio.

**NH<sub>3</sub> 14 g N with 3 g H**

-Compound properties are different from its elements

NaCl

**Mixture** - a group of two or more elements and/or compounds that are physically intermingled.

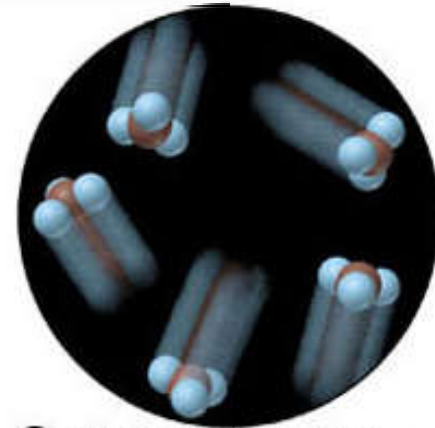
**H<sub>2</sub>O + NaCl**

-Components of mixtures can vary in their parts.

- Mixtures retains many of the properties of its components

-Can be separated to its components by physical

2-4change.



**C** Molecules of a compound



**D** Mixture of two elements and a compound

## Mixtures

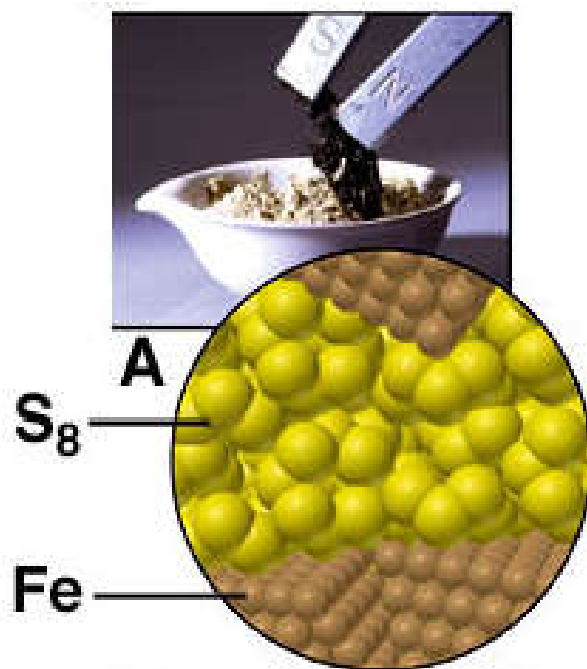
***A heterogeneous mixture*** has one or more visible boundaries between the components.

***A homogeneous mixture*** has no visible boundaries because the components are mixed as individual atoms, ions, and molecules.

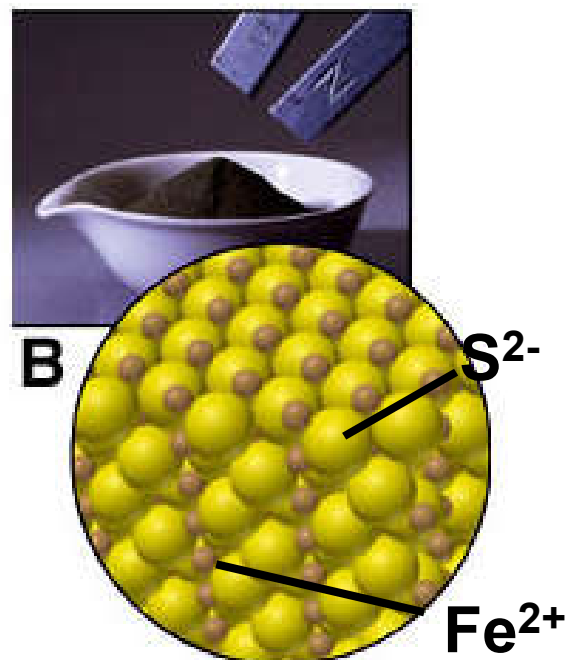
A homogeneous mixture is also called a ***solution***.  
Solutions in water are called ***aqueous solutions***.



## Figure 2.17 The distinction between mixtures and compounds.



A physical mixture of Fe and S<sub>8</sub> can be separated using a magnet.



Fe and S have reacted chemically to form the compound FeS. The elements cannot be separated by physical means.

**Table 2.1 Some Properties of Sodium, Chlorine, and Sodium Chloride**

<b>Property</b>	<b>Sodium</b>	<b>+</b>	<b>Chlorine</b>	<b>→</b>	<b>Sodium Chloride</b>
Melting point	97.8°C		-101°C		801°C
Boiling point	881.4°C		-34°C		1413°C
Color	Silvery		Yellow-green		Colorless (white)
Density	0.97 g/cm <sup>3</sup>		0.0032 g/cm <sup>3</sup>		2.16 g/cm <sup>3</sup>
Behavior in water	Reacts		Dissolves slightly		Dissolves freely



© The McGraw-Hill Companies, Inc./Stephen Frisch Photographer

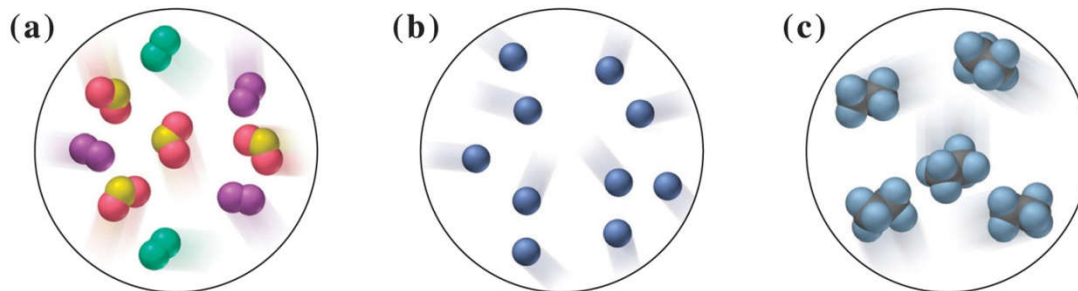


## Sample Problem 2.1

## Distinguishing Elements, Compounds, and Mixtures at the Atomic Scale

**PROBLEM:** The following scenes represent an atomic-scale view of three samples of matter. Describe each sample as an element, compound, or mixture.

Copyright © The McGraw-Hill Companies, Inc. Permission required for reproduction or display.

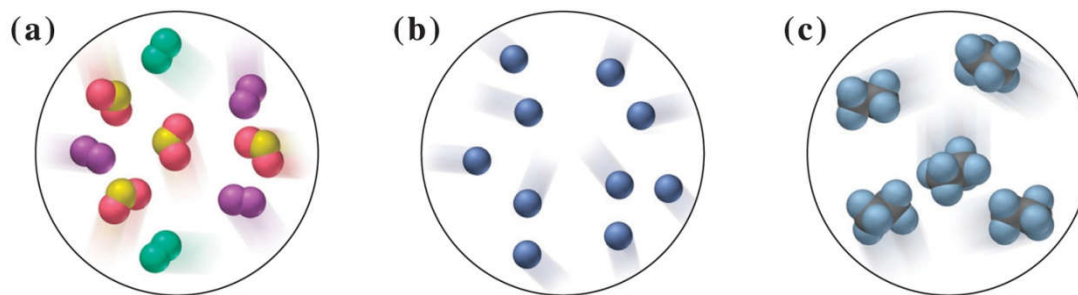


**PLAN:** A sample that contains only one type of particle is either an element or a compound. The particles of an element consist of only one type of atom whereas the particles of a compound have two or more types of atom bonded together.

## Sample Problem 2.1

### SOLUTION:

Copyright © The McGraw-Hill Companies, Inc. Permission required for reproduction or display.



Sample (a) contains three different types of particles and is therefore a **mixture**.

Sample (b) contains only one type of particle and each particle has only one atom. This is an **element**.

Sample (c) contains only one type of particle, each of which contains two different types of atoms. This is a **compound**.

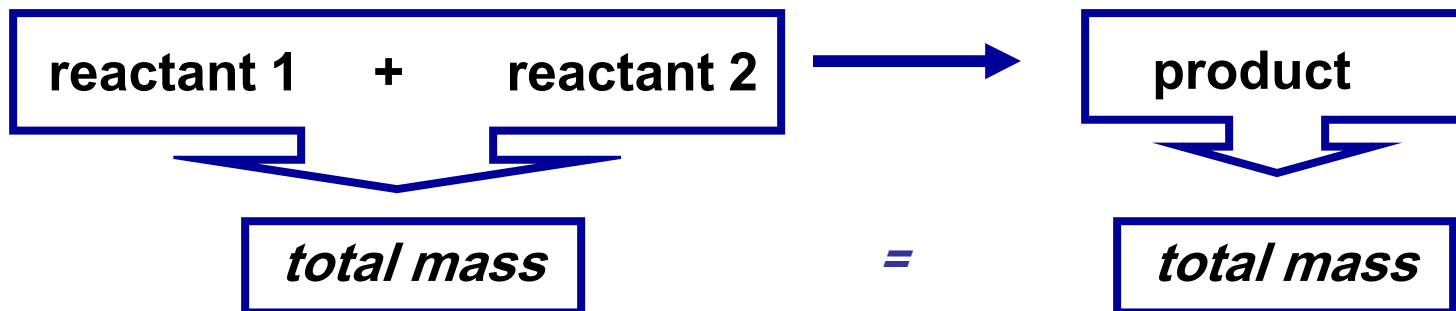
## Observations that lead to an atomic view of matter

- 1- Law of mass conservation.
- 2- Law of definite (constant) composition.
- 3- Law of multiple proportion.



# Law of Mass Conservation

The total mass of substances present does not change during a chemical reaction. (Matter cannot be created or destroyed) .



calcium oxide + carbon dioxide → calcium carbonate

CaO + CO<sub>2</sub> → CaCO<sub>3</sub>


56.08 g + 44.00 g → 100.08 g



# Law of Definite (or Constant) Composition

No matter the source, a particular compound is composed of the same elements in the same parts (fractions) by mass.(mass fraction).

Copyright © The McGraw-Hill Companies, Inc. Permission required for reproduction or display.



top: © Punchstock RF

bottom : © Alexander Cherednichenko/Shutterstock.com



## Calcium carbonate

### Analysis by Mass (grams/20.0 g)

8.0 g calcium  
2.4 g carbon  
9.6 g oxygen

---

20.0 g

### Mass Fraction (parts/1.00 part)

0.40 calcium  
0.12 carbon  
0.48 oxygen

---

1.00 part by mass

### Percent by Mass (parts/100 parts)

40% calcium  
12% carbon  
48% oxygen

---

100% by mass

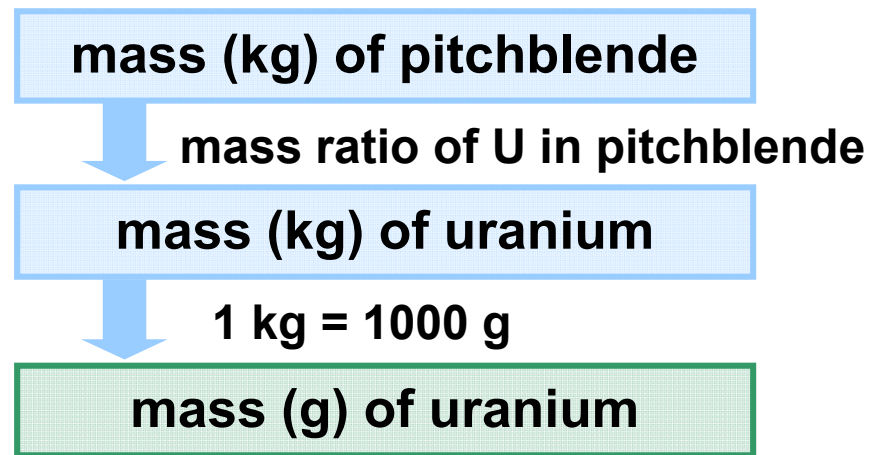
$$\text{Mass of elements in sample} = \text{mass of compound in sample} \times \frac{(\text{mass of element in compound})}{\text{mass of compound}}$$

**Sample Problem 2.2**

**Calculating the Mass of an Element in a Compound**

**PROBLEM:** Analysis of 84.2 g of the uranium containing compound pitchblende shows it is composed of 71.4 g of uranium, with oxygen as the only other element. **How many grams of uranium can be obtained from 102 kg of pitchblende?**

**PLAN:** The mass ratio of uranium/pitchblende is the same no matter the source. We can use the ratio to find the answer.



## Sample Problem 2.2

### SOLUTION:

mass (kg) of uranium =

$$\text{mass (kg) pitchblende} \times \frac{\text{mass (kg) uranium in pitchblende}}{\text{mass (kg) pitchblende}}$$

$$= 102 \text{ kg pitchblende} \times \frac{71.4 \text{ kg uranium}}{84.2 \text{ kg pitchblende}} = 86.5 \text{ kg uranium}$$

$$86.5 \text{ kg uranium} \times \frac{1000 \text{ g}}{1 \text{ kg}} = 8.65 \times 10^4 \text{ g uranium}$$




# Law of Multiple Proportions

If elements A and B react to form two compounds, the different masses of B that combine with a fixed mass of A can be expressed as a ratio of small whole numbers.

Example: Carbon Oxides A & B

Carbon Oxide I : 57.1% oxygen and 42.9% carbon



Carbon oxide I  
(carbon monoxide)



Carbon oxide II  
(carbon dioxide)

Carbon Oxide II : 72.7% oxygen and 27.3% carbon

Assume that you have 100 g of each compound.

In 100 g of each compound:

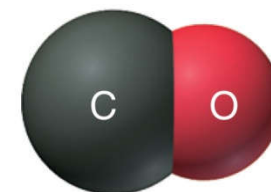
g O = 57.1 g for oxide I & 72.7 g for oxide II

g C = 42.9 g for oxide I & 27.3 g for oxide II

$$\text{For oxide I: } \frac{\text{g O}}{\text{g C}} = \frac{57.1}{42.9} = 1.33$$

$$\text{For oxide II: } \frac{\text{g O}}{\text{g C}} = \frac{72.7}{27.3} = 2.66$$

$$\frac{2.66 \text{ g O/g C in II}}{1.33 \text{ g O/g C in I}} = \frac{2}{1}$$



Carbon oxide I  
(carbon monoxide)



Carbon oxide II  
(carbon dioxide)

In two compounds of same the elements, the mass fraction of one element relative to the other element changes in increments based on ratios of

small whole number

# Dalton's Atomic Theory

Dalton postulated that:

1. All matter consists of ***atoms***; tiny indivisible particles of an element that cannot be created or destroyed.
2. Atoms of one element ***cannot*** be converted into atoms of another element.
3. Atoms of an element are ***identical*** in mass and other properties and are different from the atoms of any other element.
4. Compounds result from the chemical combination of a ***specific ratio*** of atoms of different elements.



# Dalton's Atomic Theory

*explains the mass laws*

## Mass conservation

Atoms cannot be created or destroyed *postulate 1*

or converted into other types of atoms. *postulate 2*

Since every atom has a fixed mass, *postulate 3*

during a chemical reaction the same atoms are present but in different combinations; therefore there is no mass change overall.





# Dalton's Atomic Theory

*explains the mass laws*

## Definite composition

Atoms are combined in compounds in specific ratios

*postulate 4*

and each atom has a specific mass.

*postulate 3*

Each element constitutes a fixed fraction of the total mass in a compound.




# Dalton's Atomic Theory

*explains the mass laws*

## Multiple proportions

Atoms of an element have the same mass *postulate 3*  
and atoms are indivisible. *postulate 1*

When different numbers of atoms of elements combine, they must do so in ratios of small, whole numbers.



Carbon oxide I  
(carbon monoxide)



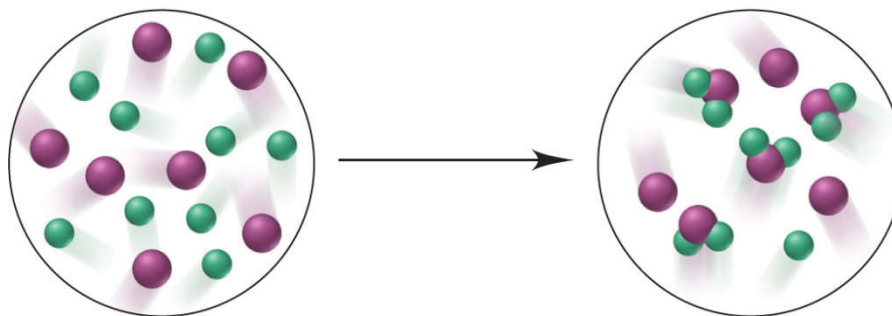
Carbon oxide II  
(carbon dioxide)

## Sample Problem 2.3

## Visualizing the Mass Laws

**PROBLEM:** The following scene represents an atomic-scale view of a chemical reaction. Which of the mass laws (mass conservation, definite composition, or multiple proportions) is (are) illustrated?

Copyright © The McGraw-Hill Companies, Inc. Permission required for reproduction or display.

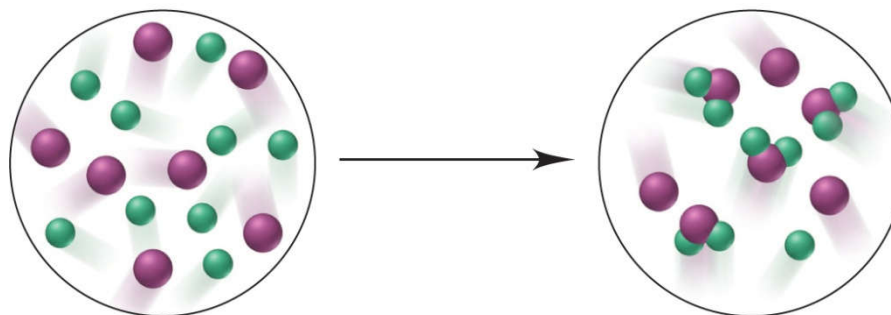


**PLAN:** Note the numbers, types and combination of atoms before and after the reaction.

## Sample Problem 2.3

Copyright © The McGraw-Hill Companies, Inc. Permission required for reproduction or display.

### SOLUTION:



There are 7 purple and 9 green atoms both before and after the reaction. Mass is therefore conserved.

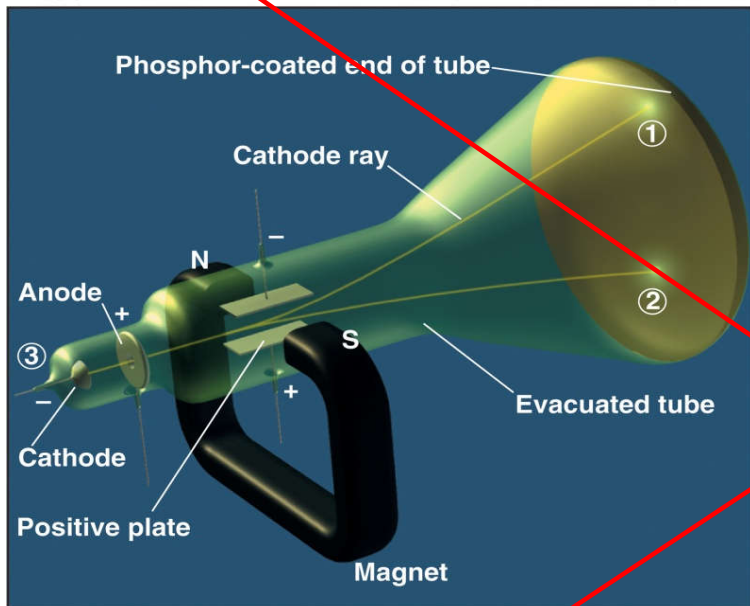
After the reaction some purple atoms remain unreacted, but some have combined with green atoms to form a compound. Each particle of this compound contains 1 purple and 2 green atoms – the composition is constant, illustrating the law of definite composition.

Only one compound forms, law of multiple proportions does not pertain.

# 2.4

## Observations that established the properties of cathode rays.

Copyright © The McGraw-Hill Companies, Inc. Permission required for reproduction or display.



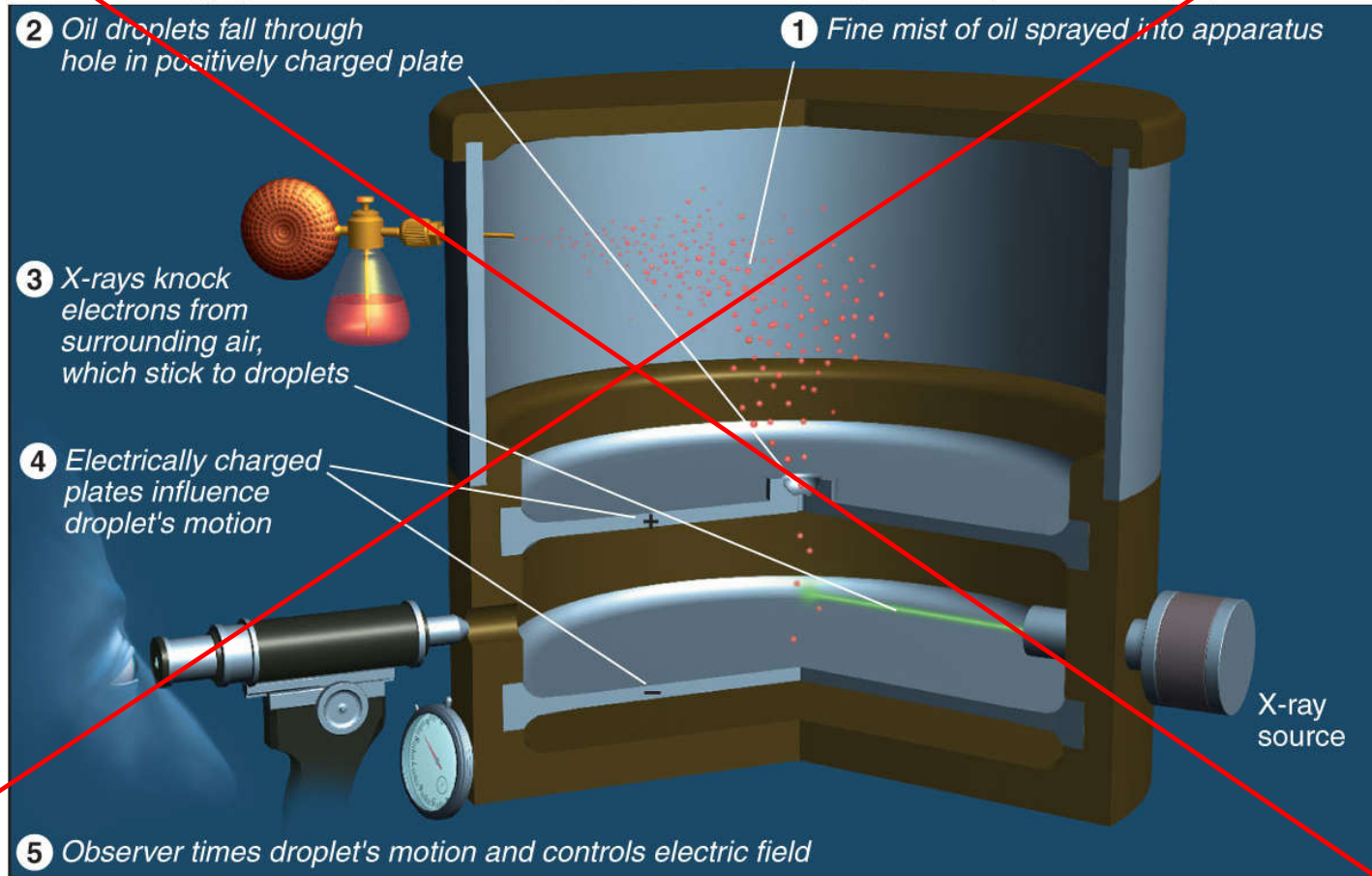
**J. J Thomson, (1897) was able to measure the electron (Mass/charge) ratio =  $-5.686 \times 10^{-12}$  Kg/C**  
**Note: Dalton atoms are not divisible??**

Observation	Conclusion
Ray bends in magnetic field.	Ray consists of charged particles.
Ray bends toward positive plate in electric field.	Ray consists of negative particles.
Ray is identical for any cathode.	These particles are found in ALL matter.

## Figure 2.4

# Millikan's oil-drop experiment for measuring an electron's charge. (1909)

Copyright © The McGraw-Hill Companies, Inc. Permission required for reproduction or display.



**Electron charge =  $-1.60218 \times 10^{-19}$  C (coulomb)**

Millikan's findings were used to calculate the mass of an electron.

*determined by J.J. Thomson  
and others*

$$\text{mass of electron} = \frac{\text{mass}}{\text{charge}} \times \text{charge}$$

$$= (-5.686 \times 10^{-12} \text{ kg/C}) \times (-1.602 \times 10^{-19} \text{ C})$$

$$= 9.109 \times 10^{-31} \text{ kg} = 9.109 \times 10^{-28} \text{ g}$$



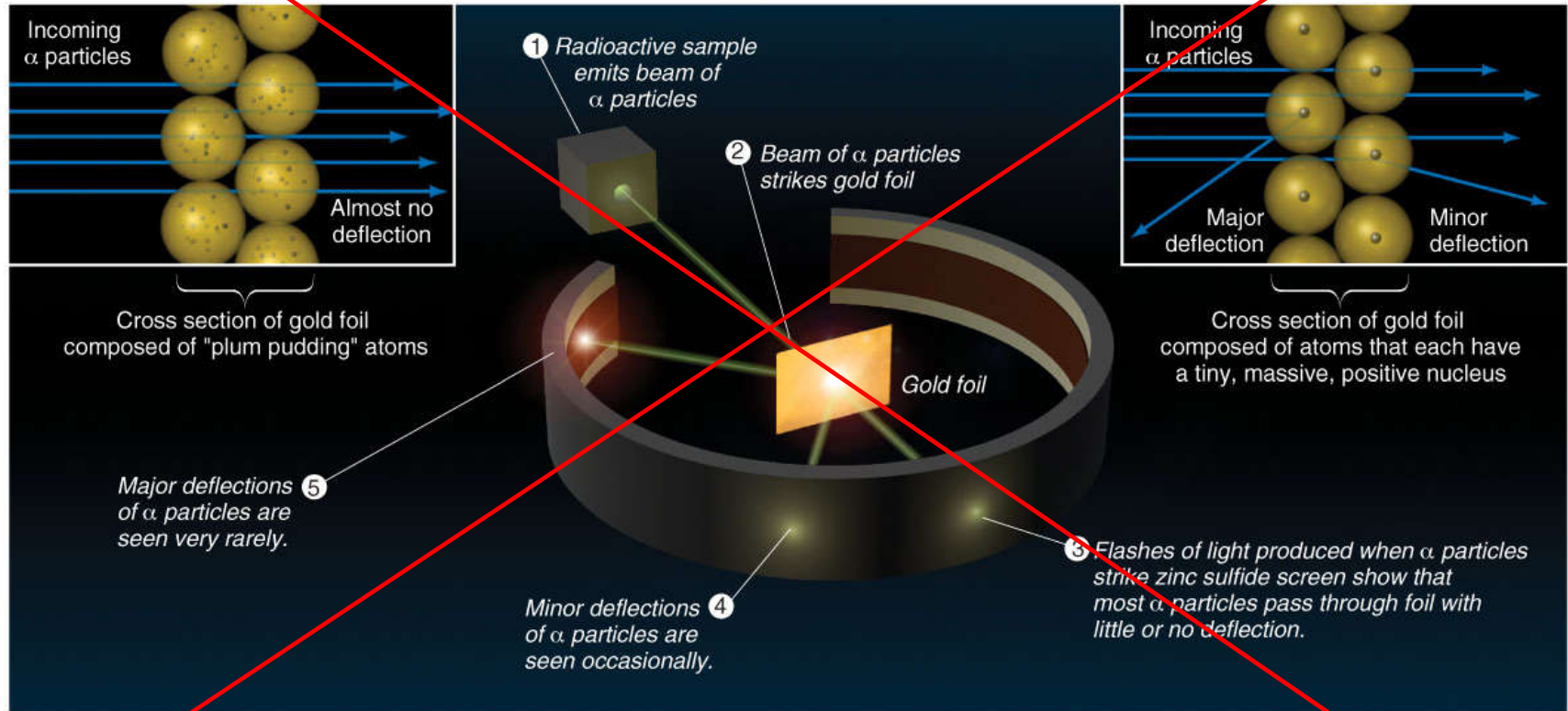
# Figure 2.5 Rutherford's $\alpha$ -scattering experiment and discovery of the atomic nucleus. (1910)

Copyright © The McGraw-Hill Companies, Inc. Permission required for reproduction or display.

**A Hypothesis:** Expected result based on "plum pudding" model

**B Experiment**

**C Actual result**



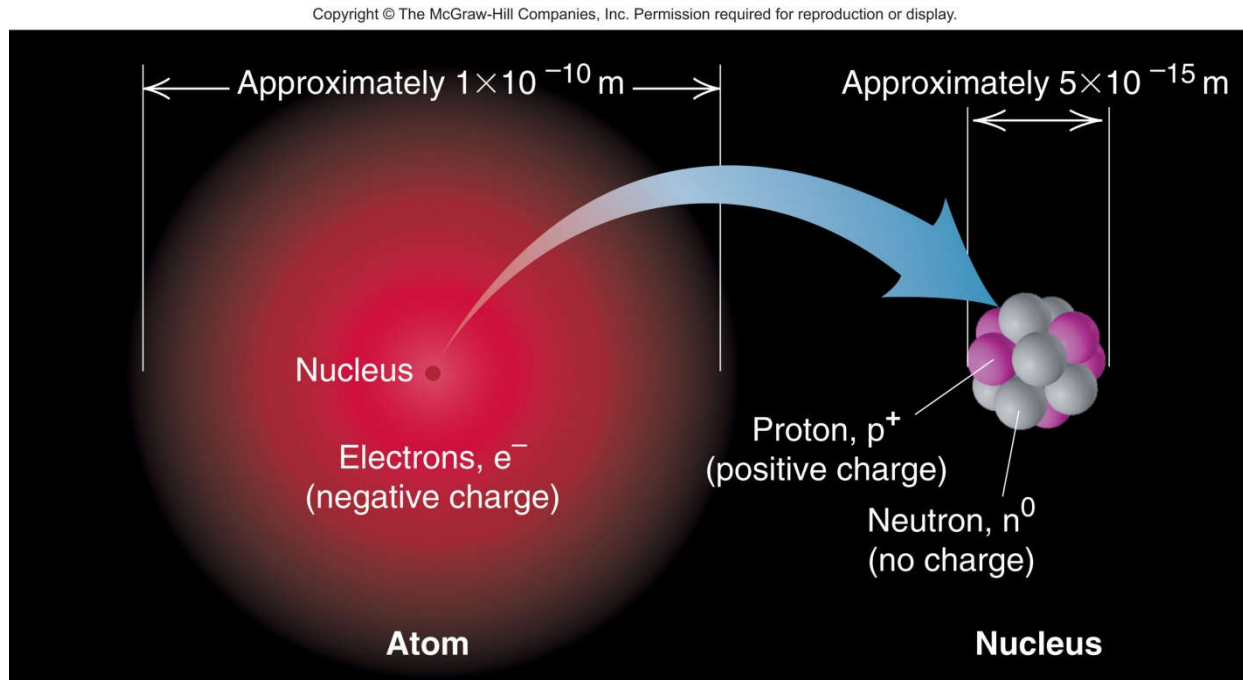
**Rutherford: Atoms are empty space occupied by electrons, but in the center a tiny region he called nucleus contains all the positive particles and called them protons.**

**In 1932 James Chadwick discovered the Neutrons.**



## Figure 2.6 General features of the atom.

The atom is an electrically neutral, spherical entity composed of a positively charged central nucleus surrounded by one or more negatively charged electrons.



The atomic nucleus consists of protons and neutrons.



**Table 2.2 Properties of the Three Key Subatomic Properties**

Name (Symbol)	Charge		Mass		Location in Atom
	Relative	Absolute (C)*	Relative (amu)†	Absolute (g)	
Proton (p <sup>+</sup> )	1+	+1.60218x10 <sup>-19</sup>	1.00727	1.67262x10 <sup>-24</sup>	Nucleus
Neutron (n <sup>0</sup> )	0	0	1.00866	1.67493x10 <sup>-24</sup>	Nucleus
Electron (e <sup>-</sup> )	1-	-1.60218x10 <sup>-19</sup>	0.00054858	9.10939x10 <sup>-28</sup>	Outside nucleus

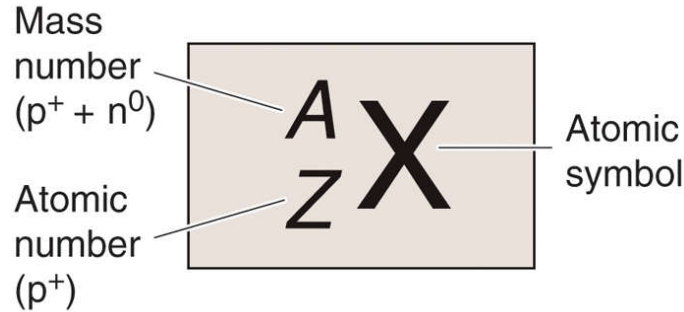
\* The coulomb (C) is the SI unit of charge.

† The atomic mass unit (amu) equals 1.66054x10<sup>-24</sup> g.

# Atomic Number, Mass Number, and Atomic Symbol

Figure 2.7

Copyright © The McGraw-Hill Companies, Inc. Permission required for reproduction or display.

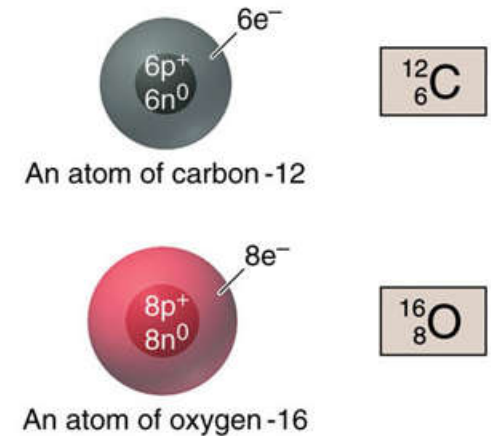


$X$  = Atomic symbol of the element

$A$  = mass number;  $A = Z + N$

$Z$  = atomic number  
(the number of protons in the nucleus)

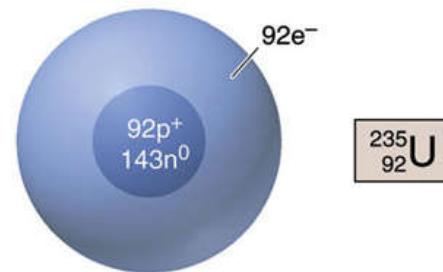
$N$  = number of neutrons in the nucleus



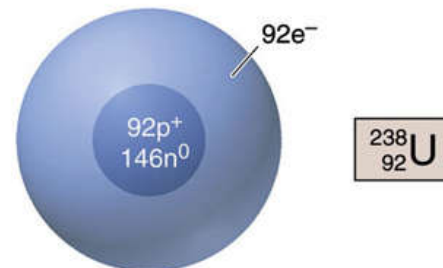
# Isotopes

**Isotopes** are atoms of an element with the same number of *protons*, but a different number of *neutrons*.

Isotopes have the same atomic number, but a different mass number.



An atom of uranium-235



An atom of uranium-238

98.8% from C atoms have 6 n<sup>0</sup>  
1.11% have 7 n<sup>0</sup>  
Less than 0.001% have 8 n<sup>0</sup>

Figure 2.7

**Sample Problem 2.4****Determining the Number of Subatomic Particles in the Isotopes of an Element**

**PROBLEM:** Silicon (Si) has three naturally occurring isotopes:  $^{28}\text{Si}$ ,  $^{29}\text{Si}$ , and  $^{30}\text{Si}$ . Determine the number of protons, neutrons, and electrons in each silicon isotope.

**PLAN:** The mass number ( $A$ ) is given for each isotope and is equal to the number of protons + neutrons. The atomic number  $Z$ , found on the periodic table, equals the number of protons. The number of neutrons =  $A - Z$ , and the number of electrons equals the number of protons for a neutral atom.

**SOLUTION:** The atomic number of silicon is 14; therefore

$^{28}\text{Si}$  has  $14\text{p}^+$ ,  $14\text{e}^-$  and  $14\text{n}^0$  (28-14)

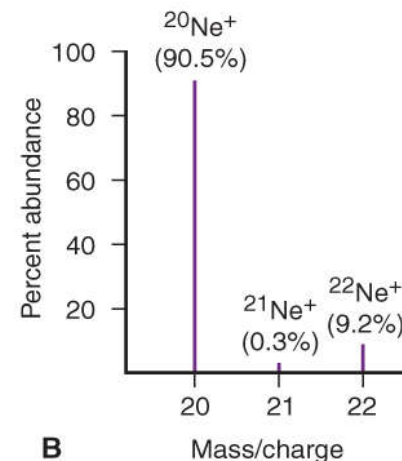
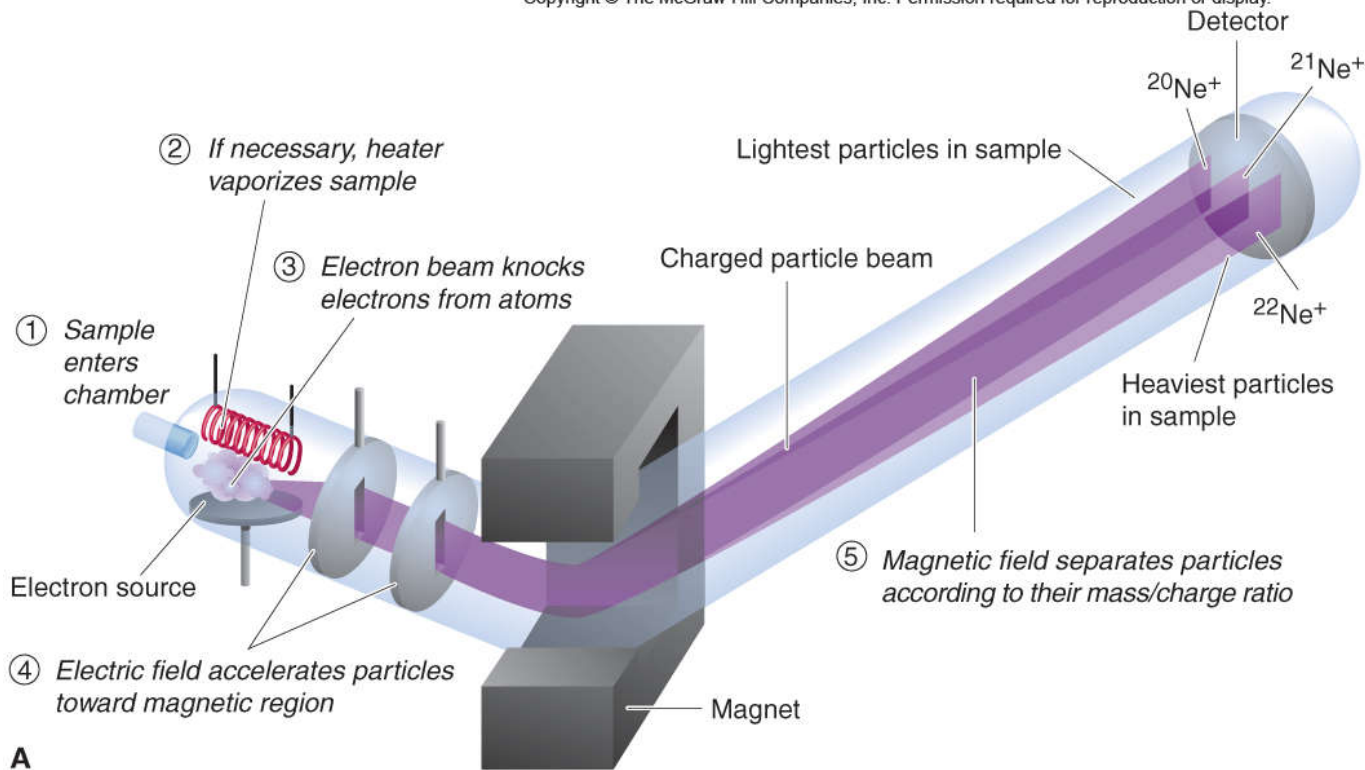
$^{29}\text{Si}$  has  $14\text{p}^+$ ,  $14\text{e}^-$  and  $15\text{n}^0$  (29-14)

$^{30}\text{Si}$  has  $14\text{p}^+$ ,  $14\text{e}^-$  and  $16\text{n}^0$  (30-14)

# The Mass Spectrometer and Its Data

**Mass Spectrometer measures the mass ratio and mass to charge ratio**

Copyright © The McGraw-Hill Companies, Inc. Permission required for reproduction or display.



## Atomic Symbol

**C Carbon**

**Na (Natrium) Sodium**

**Note:** The chemical properties of an element are determined by the number of electrons or number of protons. So having Isotopes of an element will not change its chemical properties much.

### Mass of an atom

**Atomic mass unit (amu) or Dalton (Da)**

**Today (u) only**

$$\text{amu} = \frac{1}{12} \text{ mass of } ^{12}\text{C}$$

**So  $^{12}\text{C}$  has a mass of 12 u**



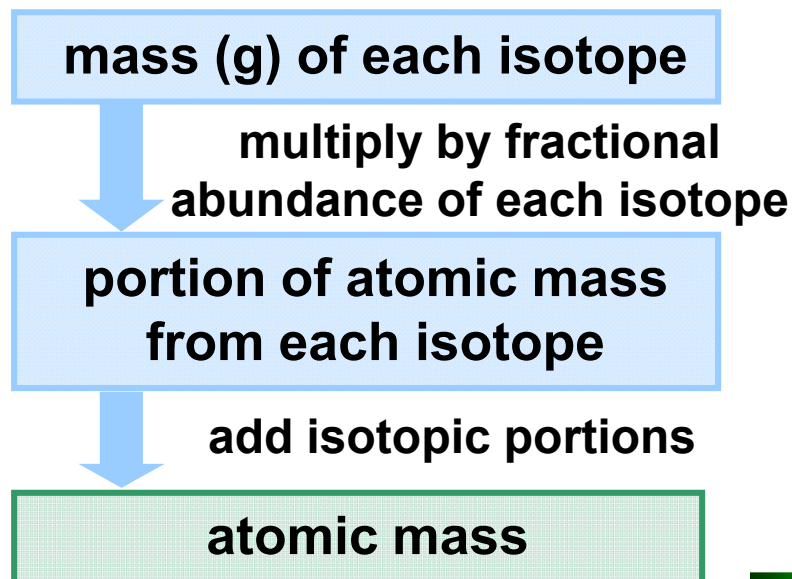
## Sample Problem 2.5

## Calculating the Atomic Mass of an Element

**PROBLEM:** Silver (Ag,  $Z = 47$ ) has two naturally occurring isotopes,  $^{107}\text{Ag}$  and  $^{109}\text{Ag}$ . From the mass spectrometric data provided, calculate the atomic mass of Ag.

<u>Isotope</u>	<u>Mass (amu)</u>	<u>Abundance (%)</u>
$^{107}\text{Ag}$	106.90509	51.84
$^{109}\text{Ag}$	108.90476	48.16

**PLAN:** Find the weighted average of the isotopic masses.





**Sample Problem 2.5****SOLUTION:**

$$\begin{aligned} \text{mass portion from } {}^{107}\text{Ag} &= \\ 106.90509 \text{ amu} \times 0.5184 &= 55.42 \text{ amu} \end{aligned}$$

$$\begin{aligned} \text{mass portion from } {}^{109}\text{Ag} &= \\ 108.90476 \text{ amu} \times 0.4816 &= 52.45 \text{ amu} \end{aligned}$$

$$\text{atomic mass of Ag} = 55.42 \text{ amu} + 52.45 \text{ amu}$$

$$\boxed{= 107.87 \text{ amu}}$$

The atomic mass is average value

No individual atom has a mass of 107.87 amu



## ELEMENTS: A FIRST LOOK AT THE PERIODIC TABLE.

1870 65 elements were known

Today more than 116 elements

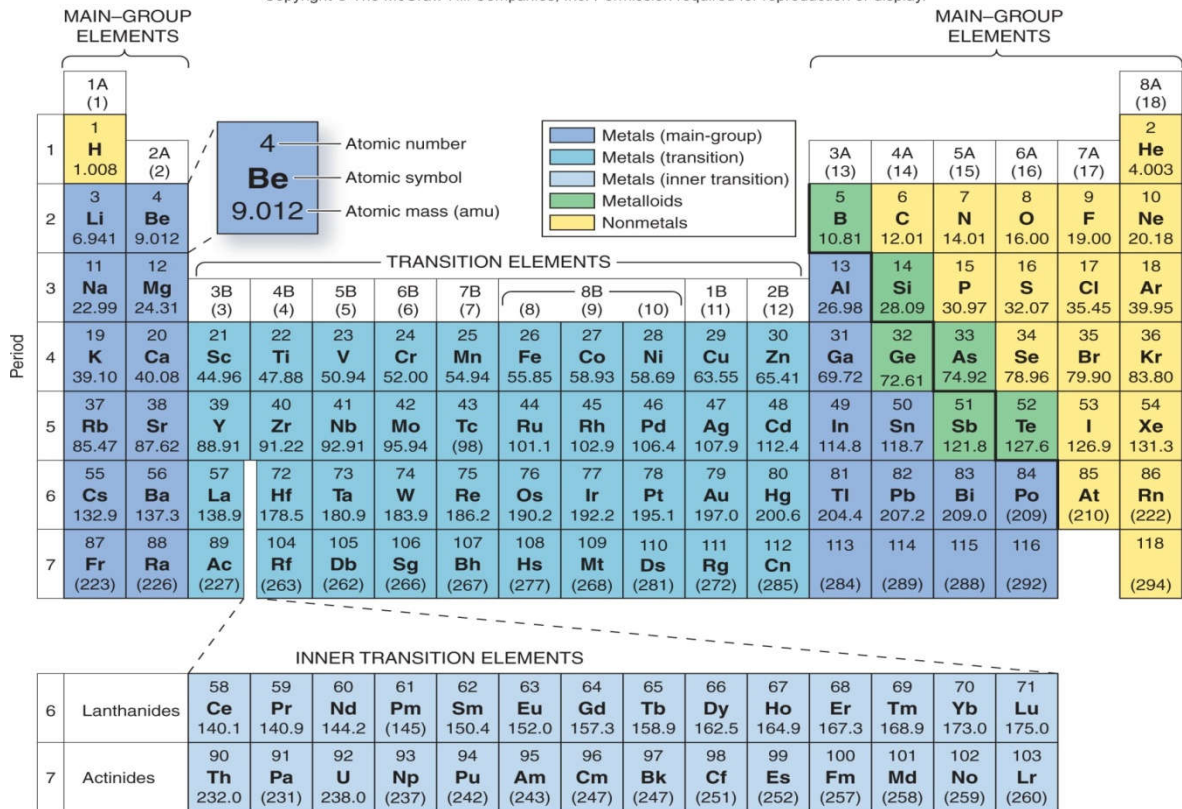
**Dmitri Mendeleev and Meyer** discovered the periodic table separately in 1869

**Dmitri Mendeleev** organized elements, he listed the elements by increasing atomic mass.

			Ti = 50	Zr = 90	? = 180
			V = 51	Nb = 94	Ta = 182
			Cr = 52	Mo = 96	W = 186
			Mn = 55	Rh = 104,4	Pt = 197,4
			Fe = 56	Ru = 104,4	Ir = 198
		Ni =	Co = 59	Pd = 106,6	Os = 199
			Cu = 63,4	Ag = 108	Hg = 200
H = 1			Zn = 65,2	Cd = 112	
	Be = 9,4	Mg = 24	? = 68	Ur = 116	Au = 197?
	B = 11	Al = 27,4	? = 70	Sn = 118	
	C = 12	Si = 28	As = 75	Sb = 122	Bi = 210?
	N = 14	P = 31	Sc = 79,4	Te = 128?	
	O = 16	S = 32	Br = 80	J = 127	
	F = 19	Cl = 35,5	Rb = 85,4	Cs = 133	Tl = 204
Li = 7	Na = 23	K = 39	Sr = 87,6	Ba = 137	Pb = 207
		Ca = 40	Ce = 92		
		? = 45	La = 94		
		?Er = 56	Di = 95		
		?Yt = 60	Th = 118?		
		?In = 75,6			

# Figure 2.9 The modern periodic table.

Copyright © The McGraw-Hill Companies, Inc. Permission required for reproduction or display.



- 7 Periods-(horizontal rows)
- 8 groups(A and B)- (vertical columns)
- Metal (blue) about three quarters of elements are metal , generally they are shiny solid at room temperature (mercury is liquid)
- Nonmetals (yellow) generally gases, brittle solid at room temperature (bromine is only liquid).
- Metalloids-semimetals(green)

-Elements in a group have similar chemical properties and elements in a period have different chemical properties.

- There is gradation in properties from left to right and top to bottom.



# Introduction to bonding

UPLOADED BY AHMAD T JUNDI

A The elements  
(lab view)

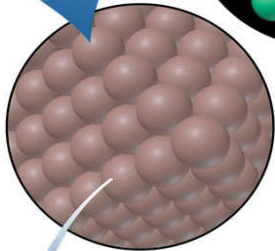


Sodium metal



Chlorine gas

B The elements  
(atomic view)

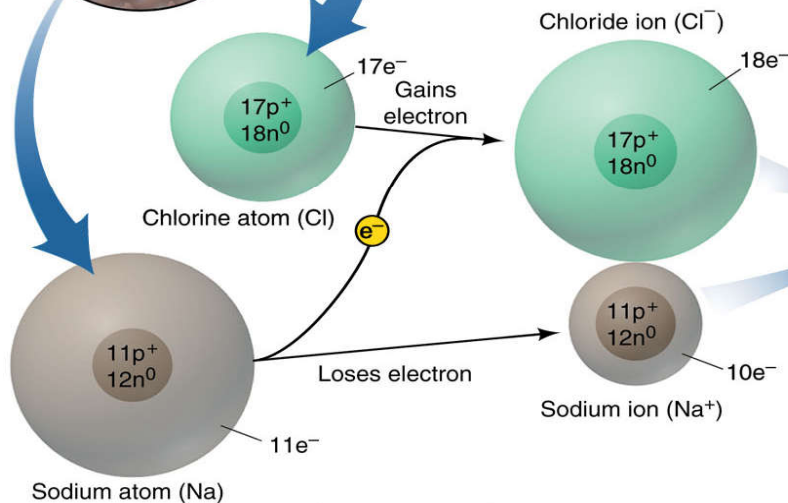


- Sharing electron between atoms (covalent bond)
- Transferring electron between atoms(ionic bond)

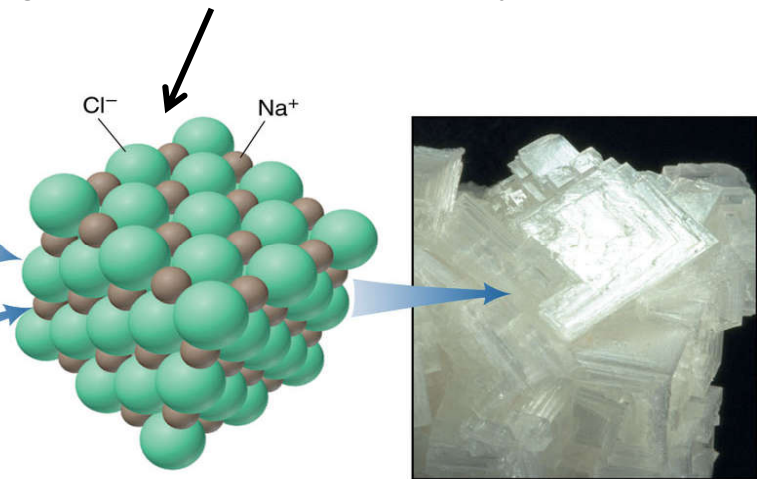
## The formation of an ionic compound.

- Metal atom loses electron becomes a **cation**.
- Nonmetal atom gains electron becomes **anion**.
- A cation or anion derived from single atom is called **monoatomic ion**

Regular 3-dimensional array



C Electron transfer



D The compound (atomic view):  
 $Na^+$  and  $Cl^-$  in the crystal

E The compound (lab view):  
sodium chloride crystal

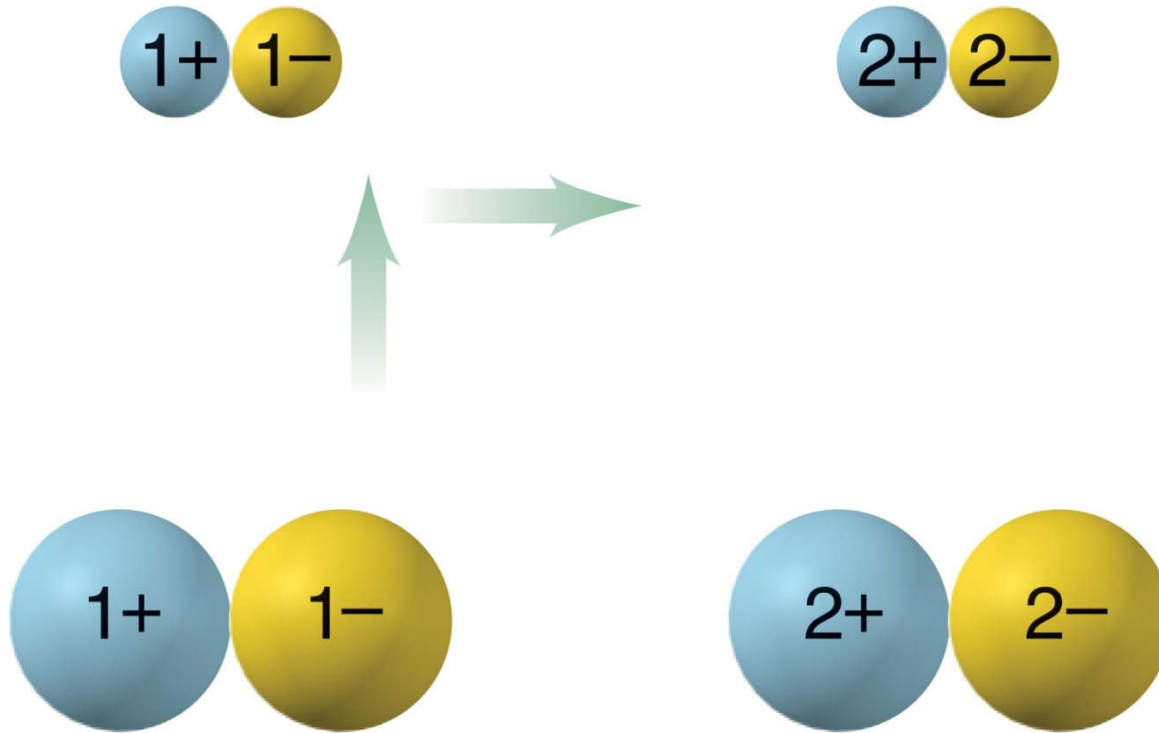
**Figure 2.11 Factors that influence the strength of ionic bonding.**

Copyright © The McGraw-Hill Companies, Inc. Permission required for reproduction or display.

***Attraction increases  
as charge increases.***

$$E \propto \frac{\text{Charge 1} * \text{charge 2}}{\text{Distance}}$$

***Attraction increases  
as size decreases.***



**Sample Problem 2.6****Predicting the Ion an Element Forms**

**PROBLEM:** Predict the monoatomic ion formed by each of the following elements:

(a) Iodine ( $Z = 53$ )    (b) Calcium ( $Z = 20$ )    (c) Aluminum ( $Z = 13$ )

**PLAN:** Use  $Z$  to find the element on the periodic table and see where it lies relative to its **nearest** noble gas.

**SOLUTION:**

(a) Iodine is a nonmetal in Group 7A(17). It gains one electron to have the same number of electrons as  $_{54}\text{Xe}$ .

**The ion is  $\text{I}^-$**

(b) Calcium is a metal in Group 2A(2). It loses two electrons to have the same number of electrons as  $_{18}\text{Ar}$ .

**The ion is  $\text{Ca}^{2+}$**

(c) Aluminum is a metal in Group 3A(13). It loses three electrons to have the same number of electrons as  $_{10}\text{Ne}$ .

**The ion is  $\text{Al}^{3+}$**

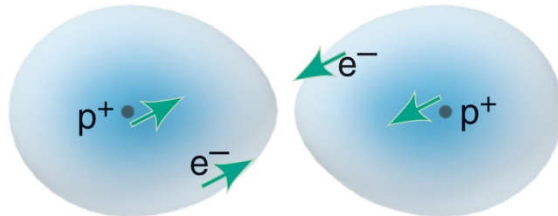
# Formation of a covalent bond between two H atoms.

Figure 2.12

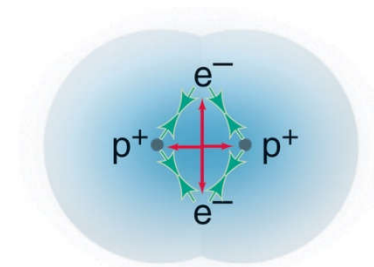
*Covalent bonds form when elements share electrons, which usually occurs between nonmetals.*



**Atoms far apart:** *No interactions.*



**Atoms closer:** *Attractions (green arrows) between nucleus of one atom and electron of the other increase. Repulsions between nuclei and between electrons are very weak.*



**Optimum distance:** *H<sub>2</sub> molecule forms because attractions (green arrows) balance repulsions (red arrows).*

# Molecules and Ions

## Covalent V.S ionic substance

-Most covalent substances consist of molecules.

Covalent bonding involves the mutual attraction between two positively charged (nuclei) and two negatively charges (electrons) .

-Ionic bonding involves he mutual attraction among positive and negative ions.

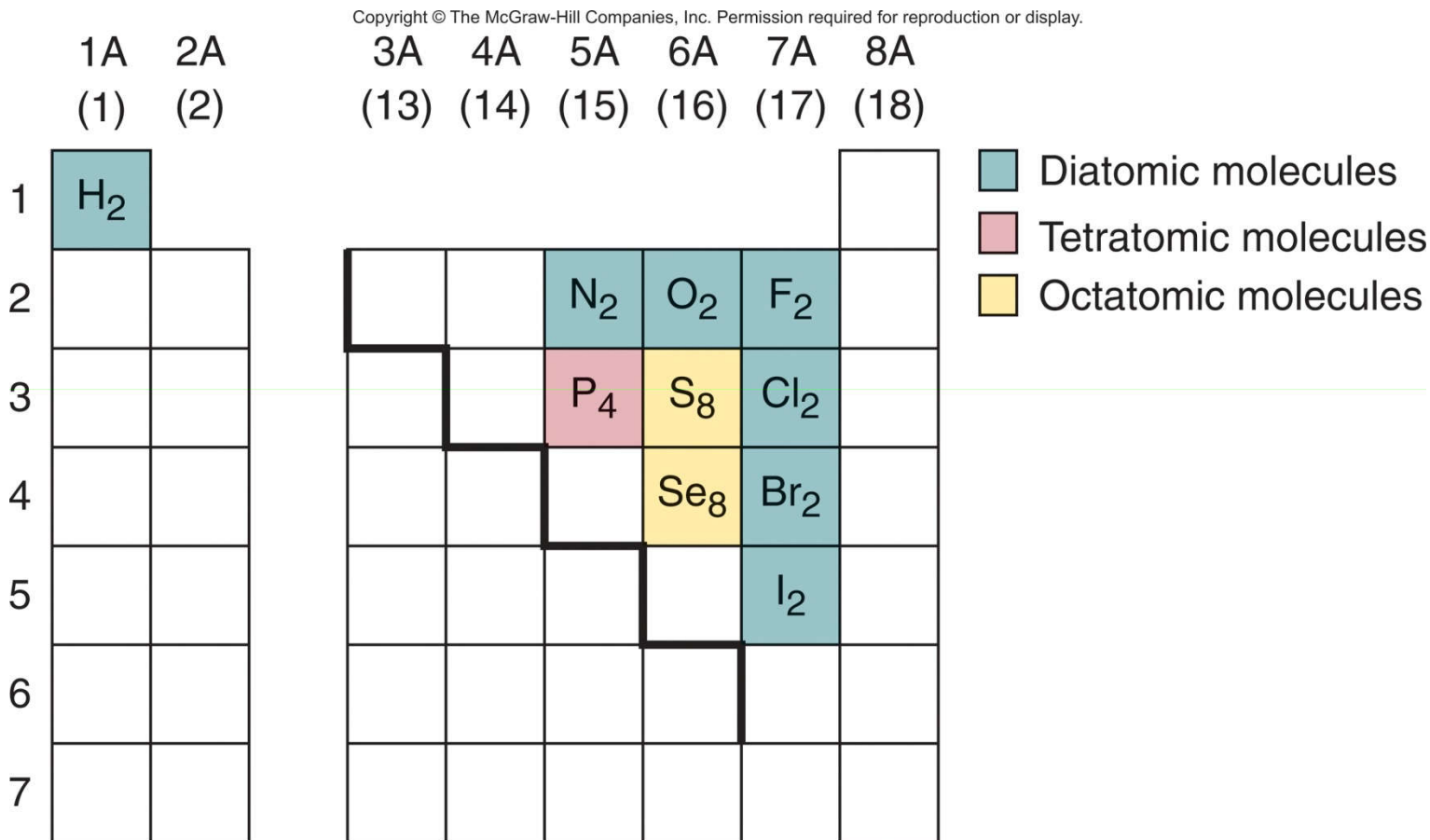
**Molecule** – the basic unit of an element or covalent compound, consisting of two or more atoms bonded by the sharing of electrons.(H<sub>2</sub>O)

**Ion** – a single atom or covalently bonded group of atoms that has an overall electrical charge.

There are ***no molecules*** in an ionic compound.

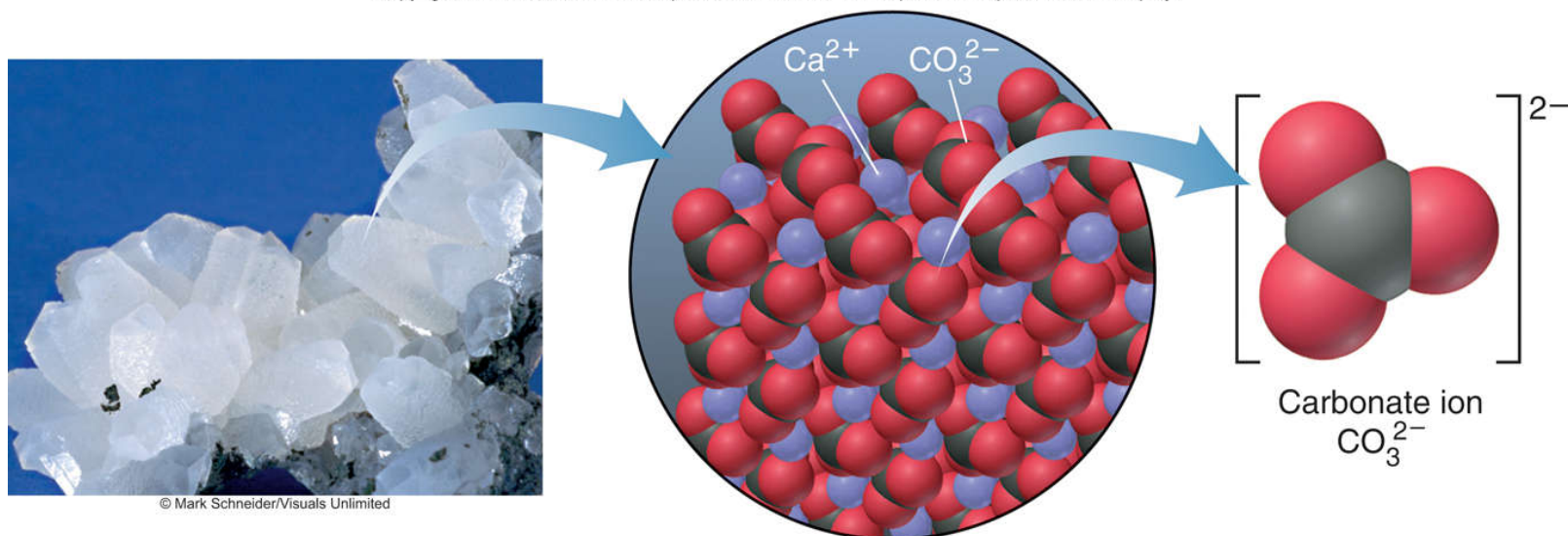


**Figure 2.13 Elements that occur as molecules.**



## Figure 2.14 The carbonate ion in calcium carbonate.

Copyright © The McGraw-Hill Companies, Inc. Permission required for reproduction or display.



A polyatomic ion consists of two or more atoms covalently bonded together and has an overall charge.

In many reactions the polyatomic ion will remain together as a unit.

# Chemical Formulas

- A chemical formula consists of
  - element symbols with
  - numerical subscripts.
- The chemical formula indicates the
  - **type** and **number** of each atom present
  - in the **smallest unit** of a substance.



## Naming Binary Ionic Compounds

For **all** ionic compounds, the name and formula lists the **cation** first and the **anion** second.

In a **binary ionic** compound, both the cation and the anion are monatomic.

The name of the cation is the **same** as the name of the metal. Many metal names end in -ium.

The anion is named by adding the suffix *-ide* to the root of the nonmetal name.

*Calcium and bromine form calcium bromide.*

**Table 2.3 Common Monatomic Ions\***

Cations			Anions		
Charge	Formula	Name	Charge	Formula	Name
+1	H <sup>+</sup>	hydrogen	-1	H <sup>-</sup>	hydride
	<b>Li<sup>+</sup></b>	<b>lithium</b>		<b>F<sup>-</sup></b>	<b>fluoride</b>
	<b>Na<sup>+</sup></b>	<b>sodium</b>		<b>Cl<sup>-</sup></b>	<b>chloride</b>
	<b>K<sup>+</sup></b>	<b>potassium</b>		<b>Br<sup>-</sup></b>	<b>bromide</b>
	Cs <sup>+</sup>	cesium		I <sup>-</sup>	iodide
	<b>Ag<sup>+</sup></b>	<b>silver</b>			
+2	<b>Mg<sup>2+</sup></b>	<b>magnesium</b>	-2	<b>O<sup>2-</sup></b>	<b>oxide</b>
	<b>Ca<sup>2+</sup></b>	<b>calcium</b>		<b>S<sup>2-</sup></b>	<b>sulfide</b>
	Sr <sup>2+</sup>	strontium			
	<b>Ba<sup>2+</sup></b>	<b>barium</b>			
	<b>Zn<sup>2+</sup></b>	<b>zinc</b>			
	Cd <sup>2+</sup>	cadmium			
+3	<b>Al<sup>3+</sup></b>	<b>aluminum</b>	-3	<b>N<sup>3-</sup></b>	<b>nitride</b>

\*Listed by charge; those in boldface are most common.

**Figure 2.15** Some common monatomic ions of the elements.

Period	1A (1)	2A (2)	3B (3)	4B (4)	5B (5)	6B (6)	7B (7)	8B (8) (9) (10)			1B (11)	2B (12)	3A (13)	4A (14)	5A (15)	6A (16)	7A (17)	8A (18)
	1	H <sup>+</sup>																H <sup>-</sup>
2	Li <sup>+</sup>														N <sup>3-</sup>	O <sup>2-</sup>	F <sup>-</sup>	
3	Na <sup>+</sup>	Mg <sup>2+</sup>											Al <sup>3+</sup>			S <sup>2-</sup>	Cl <sup>-</sup>	
4	K <sup>+</sup>	Ca <sup>2+</sup>				Cr <sup>2+</sup> Cr <sup>3+</sup>	Mn <sup>2+</sup>	Fe <sup>2+</sup> Fe <sup>3+</sup>	Co <sup>2+</sup> Co <sup>3+</sup>		Cu <sup>+</sup> Cu <sup>2+</sup>	Zn <sup>2+</sup>						Br <sup>-</sup>
5	Rb <sup>+</sup>	Sr <sup>2+</sup>									Ag <sup>+</sup>	Cd <sup>2+</sup>		Sn <sup>2+</sup> Sn <sup>4+</sup>				I <sup>-</sup>
6	Cs <sup>+</sup>	Ba <sup>2+</sup>										Hg <sub>2</sub> <sup>2+</sup> Hg <sup>2+</sup>		Pb <sup>2+</sup> Pb <sup>4+</sup>				
7																		

Most main-group elements form one monatomic ion.  
 Most transition elements form two monatomic ions.

**Sample Problem 2.7****Naming Binary Ionic Compounds**

**PROBLEM:** Name the ionic compound formed from each of the following pairs of elements:

- (a) magnesium and nitrogen      (b) iodine and cadmium  
(c) strontium and fluorine      (d) sulfur and cesium

**PLAN:** Use the periodic table to decide which element is the metal and which the nonmetal. The metal (cation) is named first and the suffix-*ide* is added to the root of the non-metal name.

**SOLUTION:**

- (a) magnesium nitride      (b) cadmium iodide  
(c) strontium fluoride      (d) cesium sulfide

**Sample Problem 2.8****Determining Formulas of Binary Ionic Compounds**

**PROBLEM:** Write empirical formulas for each of the compounds named in Sample Problem 2.7.

- (a) magnesium nitride                      (b) cadmium iodide  
(c) strontium fluoride                      (d) cesium sulfide

**PLAN:** A compound is neutral. We find the smallest number of each ion that will produce a neutral formula. These numbers appear as *right subscripts* to the relevant element symbol.

**SOLUTION:**

- (a)  $\text{Mg}^{2+}$  and  $\text{N}^{3-}$ ; three  $\text{Mg}^{2+}$  (6+) and two  $\text{N}^{3-}$  (6-);  **$\text{Mg}_3\text{N}_2$**   
(b)  $\text{Cd}^{2+}$  and  $\text{I}^-$ ; one  $\text{Cd}^{2+}$  (2+) and two  $\text{I}^-$  (2-);  **$\text{CdI}_2$**   
(c)  $\text{Sr}^{2+}$  and  $\text{F}^-$ ; one  $\text{Sr}^{2+}$  (2+) and two  $\text{F}^-$  (2-);  **$\text{SrF}_2$**   
(d)  $\text{Cs}^+$  and  $\text{S}^{2-}$ ; two  $\text{Cs}^+$  (2+) and one  $\text{S}^{2-}$  (2-);  **$\text{Cs}_2\text{S}$**



**Table 2.4 Some Metals That Form More Than One Monatomic Ion\***

<b>Element</b>	<b>Ion Formula</b>	<b>Systematic Name</b>	<b>Common Name</b>
Chromium	Cr <sup>2+</sup>	chromium(II)	chromous
	<b>Cr<sup>3+</sup></b>	<b>chromium(III)</b>	chromic
Cobalt	Co <sup>2+</sup>	cobalt(II)	
	Co <sup>3+</sup>	cobalt(III)	
Copper	<b>Cu<sup>+</sup></b>	<b>copper(I)</b>	cuprous
	<b>Cu<sup>2+</sup></b>	<b>copper(II)</b>	cupric
Iron	<b>Fe<sup>2+</sup></b>	<b>iron(II)</b>	ferrous
	<b>Fe<sup>3+</sup></b>	<b>iron(III)</b>	ferric
Lead	<b>Pb<sup>2+</sup></b>	<b>lead(II)</b>	
	Pb <sup>4+</sup>	lead(IV)	
Mercury	Hg <sub>2</sub> <sup>2+</sup>	mercury (I)	mercurous
	<b>Hg<sup>2+</sup></b>	<b>mercury (II)</b>	mercuric
Tin	<b>Sn<sup>2+</sup></b>	<b>tin(II)</b>	stannous
	Sn <sup>4+</sup>	tin(IV)	stannic

\*Listed alphabetically by metal name; the ions in boldface are most common.

**Sample Problem 2.9****Determining Names and Formulas of Ionic Compounds of Elements That Form More Than One Ion**

**PROBLEM:** Give the systematic name for each formula or the formula for each name for the following compounds:

(a) tin(II) fluoride    (b)  $\text{CrI}_3$     (c) ferric oxide    (d)  $\text{CoS}$

**PLAN:** Find the smallest number of each ion that will produce a neutral formula.

**SOLUTION:**

(a) Tin(II) is  $\text{Sn}^{2+}$ ; fluoride is  $\text{F}^-$ ; so the formula is  **$\text{SnF}_2$** .

(b) The anion  $\text{I}^-$  is iodide;  $3\text{I}^-$  means that Cr (chromium) is +3.  $\text{CrI}_3$  is **chromium(III) iodide**.

(c) Ferric is a common name for  $\text{Fe}^{3+}$ ; oxide is  $\text{O}^{2-}$ ; therefore the formula is  **$\text{Fe}_2\text{O}_3$** .

(d) Co is cobalt; the anion  $\text{S}^{2-}$  is sulfide; the compound is **cobalt(II) sulfide**.


**Table 2.5 Common Polyatomic Ions\***

Formula	Name	Formula	Name
<b>Cations</b>			
$\text{NH}_4^+$	ammonium	$\text{H}_3\text{O}^+$	hydronium
<b>Common Anions</b>			
$\text{CH}_3\text{COO}^-$	acetate	$\text{CO}_3^{2-}$	carbonate
$\text{CN}^-$	cyanide	$\text{HCO}_3^-$	bicarbonate
$\text{OH}^-$	hydroxide	$\text{CrO}_4^{2-}$	chromate
$\text{ClO}^-$	hypochlorite	$\text{Cr}_2\text{O}_7^{2-}$	dichromate
$\text{ClO}_2^-$	chlorite	$\text{O}_2^{2-}$	peroxide
$\text{ClO}_3^-$	chlorate	$\text{PO}_4^{3-}$	phosphate
$\text{NO}_2^-$	nitrite	$\text{HPO}_4^{2-}$	hydrogen phosphate
$\text{NO}_3^-$	nitrate	$\text{SO}_3^{2-}$	sulfite
$\text{MnO}_4^-$	permanganate	$\text{SO}_4^{2-}$	sulfate

\*Bold face ions are most common.

(partial table)

**Figure 2.16 Naming oxoanions**

	<b>Prefix</b>	<b>Root</b>	<b>Suffix</b>	<b>Example</b>	
No. of O atoms 	<b>per</b>	<i>root</i>	<b>ate</b>	$\text{ClO}_4^-$	<b>perchlorate</b>
		<i>root</i>	<b>ate</b>	$\text{ClO}_3^-$	<b>chlorate</b>
		<i>root</i>	<b>ite</b>	$\text{ClO}_2^-$	<b>chlorite</b>
	<b>hypo</b>	<i>root</i>	<b>ite</b>	$\text{ClO}^-$	<b>hypochlorite</b>



**Table 2.6 Numerical Prefixes\* for Hydrates and Binary Covalent Compounds**

<b>Number</b>	<b>Prefix</b>	<b>Number</b>	<b>Prefix</b>	<b>Number</b>	<b>Prefix</b>
1	mono-	4	tetra-	8	octa-
2	di-	5	penta-	9	nona-
3	tri-	6	hexa-	10	deca-
		7	hepta-		



**Sample Problem 2.10****Determining Names and Formulas of Ionic Compounds Containing Polyatomic Ions**

**PROBLEM:** Give the systematic name for each formula or the formula for each name for the following compounds:

- (a)  $\text{Fe}(\text{ClO}_4)_2$       (b) sodium sulfite      (c)  $\text{Ba}(\text{OH})_2 \cdot 8\text{H}_2\text{O}$

**PLAN:** Remember to use parentheses when more than one unit of a particular polyatomic ion is present in the compound.

**SOLUTION:** (a)  $\text{ClO}_4^-$  is perchlorate; Fe must have a 2+ charge since there are 2  $\text{ClO}_4^-$  ions. This is **iron(II) perchlorate**.  
(b) The anion sulfite is  $\text{SO}_3^{2-}$ ; therefore you need 2  $\text{Na}^+$  for each sulfite. The formula is  **$\text{Na}_2\text{SO}_3$** .  
(c) The ionic compound is barium hydroxide. When water is included in the formula, we use the term “hydrate” and a prefix that indicates the number of molecules of  $\text{H}_2\text{O}$ . This compound is **barium hydroxide octahydrate**.

**Sample Problem 2.11****Recognizing Incorrect Names and Formulas of Ionic Compounds**

**PROBLEM:** There is an error in the second part of each statement. Provide the correct name or formula in each case.

- (a)  $\text{Ba}(\text{C}_2\text{H}_3\text{O}_2)_2$  is called barium diacetate.
- (b) Sodium sulfide has the formula  $(\text{Na})_2\text{SO}_3$ .
- (c) Iron(II) sulfate has the formula  $\text{Fe}_2(\text{SO}_4)_3$ .
- (d) Cesium carbonate has the formula  $\text{Cs}_2(\text{CO}_3)$ .

**SOLUTION:**

- (a) The charge of  $\text{Ba}^{2+}$  *must* be balanced by *two*  $\text{C}_2\text{H}_3\text{O}_2^-$  ions. The prefix “di” is not required and is not used in this way when naming ionic compounds. The correct name is simply **barium acetate**.
- (b) An ion of a single element does not need parentheses, and sulfide is  $\text{S}^{2-}$ , not  $\text{SO}_3^{2-}$ . The correct formula is  **$\text{Na}_2\text{S}$** .

**Sample Problem 2.11**

- (c) Sulfate or  $\text{SO}_4^{2-}$  has a  $2^-$  charge, and only *one*  $\text{Fe}^{2+}$  is needed to form a neutral compound. The formula should be  **$\text{FeSO}_4$** .
- (d) The parentheses are unnecessary, since only *one*  $\text{CO}_3^{2-}$  ion is present. The correct formula is  **$\text{Cs}_2\text{CO}_3$** .



## Naming Acids

- 1) **Binary acid** solutions form when certain gaseous compounds dissolve in water.

For example, when gaseous hydrogen chloride (HCl) dissolves in water, it forms a solution called hydrochloric acid.

Prefix **hydro-** + anion nonmetal **root** + suffix **-ic** + the word **acid** -

**hydro + chlor + ic + acid**

*hydrochloric acid*

- 2) Oxoacid names are similar to those of the oxoanions, except for two suffix changes:

**-ate** in the anion becomes **-ic** in the acid

**-ite** in the anion becomes **-ous** in the acid

The oxoanion prefixes **hypo-** and **per-** are retained. Thus,

$\text{BrO}_4^-$  is **perbromate**, and  $\text{HBrO}_4$  is **perbromic acid**;

$\text{IO}_2^-$  is **iodite**, and  $\text{HIO}_2$  is **iodous acid**.

**Sample Problem 2.12****Determining Names and Formulas of Anions and Acids**

**PROBLEM:** Name the following anions and give the name and formula of the acid derived from each:

- (a)  $\text{Br}^-$       (b)  $\text{IO}_3^-$       (c)  $\text{CN}^-$       (d)  $\text{SO}_4^{2-}$       (e)  $\text{NO}_2^-$

**SOLUTION:**

(a) The anion is **bromide**; the acid is **hydrobromic acid**,  $\text{HBr}$ .

(b) The anion is **iodate**; the acid is **iodic acid**,  $\text{HIO}_3$ .

(c) The anion is **cyanide**; the acid is **hydrocyanic acid**,  $\text{HCN}$ .

(d) The anion is **sulfate**; the acid is **sulfuric acid**,  $\text{H}_2\text{SO}_4$ .

(e) The anion is **nitrite**; the acid is **nitrous acid**,  $\text{HNO}_2$ .

# Naming Binary Covalent Compounds

A binary covalent compound is typically formed by the combination of two non-metals.

Some of these compounds are very common and have *trivial* names, eg., H<sub>2</sub>O is water.

For a binary covalent compound, the element with the ***lower*** group number in the periodic table is ***first*** in the name and formula. Its name remains unchanged.

The element that is second is named using the root with the suffix ***-ide***. Numerical prefixes indicate the number of atoms of each element present.



**Sample Problem 2.13****Determining Names and Formulas of Binary Covalent Compounds**

- PROBLEM:** (a) What is the formula of carbon disulfide?
- (b) What is the name of  $\text{PCl}_5$ ?
- (c) Give the name and formula of the compound whose molecules each consist of two N atoms and four O atoms.

**SOLUTION:**

- (a) Carbon is C, sulfide is sulfur S and di-means two; the formula is  **$\text{CS}_2$** .
- (b) P is phosphorous, Cl is chloride, the prefix for 5 is penta-. This is **phosphorous pentachloride**.
- (c) N is nitrogen and is in a lower group number than O (oxygen). The compound formula is  **$\text{N}_2\text{O}_4$**  and the name is **dinitrogen tetraoxide**.

**Sample Problem 2.14****Recognizing Incorrect Names and Formulas of Binary Covalent Compounds**

**PROBLEM:** Explain what is wrong with the name of formula in the second part of each statement and correct it:

- (a)  $\text{SF}_4$  is monosulfur pentafluoride.
- (b) Dichlorine heptaoxide is  $\text{Cl}_2\text{O}_6$ .
- (c)  $\text{N}_2\text{O}_3$  is dinitrotrioxide.

**SOLUTION:**

- (a) The prefix mono- is not needed if there is only one atom of the first element, and the prefix for four is tetra-. So the name is **sulfur tetrafluoride**.
- (b) Hepta- means 7; the formula should be  **$\text{Cl}_2\text{O}_7$** .
- (c) The first element is given its elemental name so this is **dinitrogen trioxide**.

# Naming Straight-Chain Alkanes


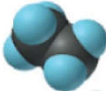
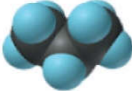
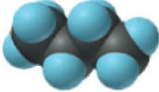

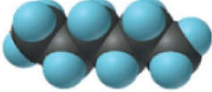
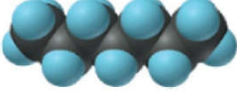
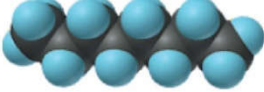

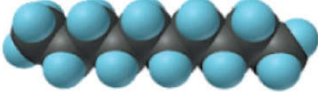
**Hydrocarbons** are compounds that contain only carbon and hydrogen atoms.

**Alkanes** are the simplest type of hydrocarbon.

Alkanes are named using a root name followed by the suffix ***-ane***.



**Table 2.7 The First 10 Straight-Chain Alkanes**

<b>Name (Formula)</b>	<b>Model</b>
Methane (CH <sub>4</sub> )	
Ethane (C <sub>2</sub> H <sub>6</sub> )	
Propane (C <sub>3</sub> H <sub>8</sub> )	
Butane (C <sub>4</sub> H <sub>10</sub> )	
Pentane (C <sub>5</sub> H <sub>12</sub> )	
Hexane (C <sub>6</sub> H <sub>14</sub> )	
Heptane (C <sub>7</sub> H <sub>16</sub> )	
Octane (C <sub>8</sub> H <sub>18</sub> )	
Nonane (C <sub>9</sub> H <sub>20</sub> )	
Decane (C <sub>10</sub> H <sub>22</sub> )	

# Molecular Masses from Chemical Formulas

**Molecular mass = sum of atomic masses**

For the H<sub>2</sub>O molecule:

molecular mass =

$$(2 \times \text{atomic mass of H}) + (1 \times \text{atomic mass of O})$$

$$= (2 \times 1.008 \text{ amu}) + (1 \times 16.00 \text{ amu})$$

$$= 18.02 \text{ amu}$$

*By convention, we read masses off the periodic table to **4 significant figures**.*

For **ionic compounds** we refer to a **formula mass** since ionic compounds do not consist of molecules.



**Sample Problem 2.15****Calculating the Molecular Mass of a Compound**

**PROBLEM:** Using the periodic table, calculate the molecular (or formula) mass of:

- (a) tetraphosphorous trisulfide      (b) ammonium nitrate

**PLAN:** Write the formula and then multiply the number of atoms by the respective atomic masses. Add the masses for each compound.

**SOLUTION:**

$$\begin{aligned}\text{molecular mass} &= (4 \times \text{atomic mass of P}) + (3 \times \text{atomic mass of S}) \\ &= (4 \times 30.97 \text{ amu}) + (3 \times 32.07 \text{ amu}) = \mathbf{220.09 \text{ amu}}\end{aligned}$$

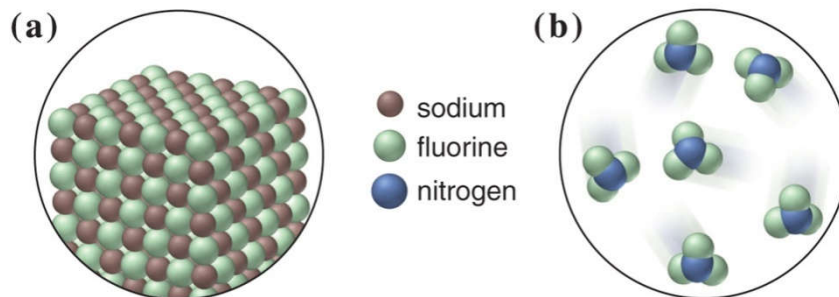


$$\begin{aligned}\text{formula mass} &= (2 \times \text{atomic mass of N}) + (4 \times \text{atomic mass of H}) + \\ &\quad (3 \times \text{atomic mass of O}) \\ &= (2 \times 14.01 \text{ amu}) + (4 \times 1.008 \text{ amu}) + (3 \times 16.00 \text{ amu}) \\ &= \mathbf{80.05 \text{ amu}}\end{aligned}$$

**Sample Problem 2.16****Using Molecular Depictions to determine Formula, Name, and Mass for a compound**

**PROBLEM:** Each scene represents a binary compound. Determine its formula, name, and molecular (formula) mass.

Copyright © The McGraw-Hill Companies, Inc. Permission required for reproduction or display.

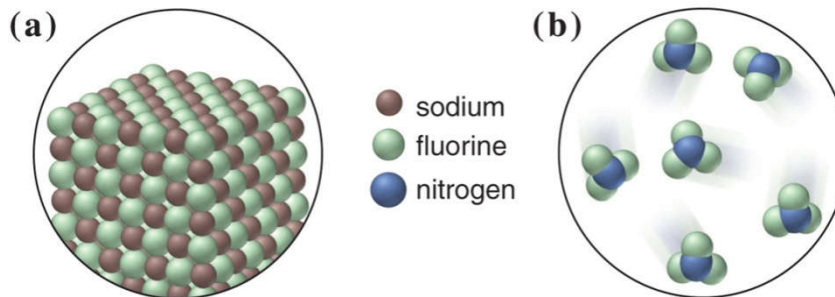


**PLAN:** Each compound contains only two elements. Find the simplest whole number ratio of atoms in each compound and use this formula to determine the name and the formula mass.

## Sample Problem 2.16

### SOLUTION:

Copyright © The McGraw-Hill Companies, Inc. Permission required for reproduction or display.



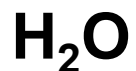
(a) There is 1 brown  $\text{Na}^+$  for every green  $\text{F}^-$ , so the formula is  **$\text{NaF}$** , an ionic compound, which is named **sodium fluoride**.

$$\begin{aligned} \text{Formula mass} &= (1 \times \text{atomic mass of Na}) + (1 \times \text{atomic mass of F}) \\ &= 22.99 \text{ amu} + 10.00 \text{ amu} = \mathbf{41.99 \text{ amu}} \end{aligned}$$

(b) There are 3 green F for every blue N, so the formula is  **$\text{NF}_3$** , a covalent compound, which is named **nitrogen trifluoride**.

$$\begin{aligned} \text{Molecular mass} &= (1 \times \text{atomic mass of N}) + (3 \times \text{atomic mass of F}) \\ &= 14.01 \text{ amu} + (3 \times 19.00) = \mathbf{71.01 \text{ amu}} \end{aligned}$$

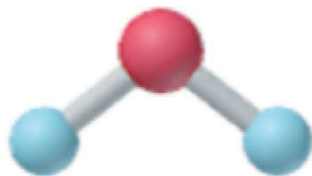
## Representing Molecules with Formulas and Models



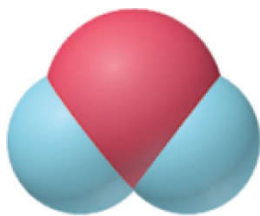
Molecular formula for water.



Structural formulas for water.



Ball-and-stick model for water.



Space-filling model for water.



# Representing Molecules with Formulas and Models

Copyright © The McGraw-Hill Companies, Inc. Permission required for reproduction or display.



Hydrogen, H



Phosphorus, P



Carbon, C



Sulfur, S



Nitrogen, N



Chlorine, Cl



Oxygen, O



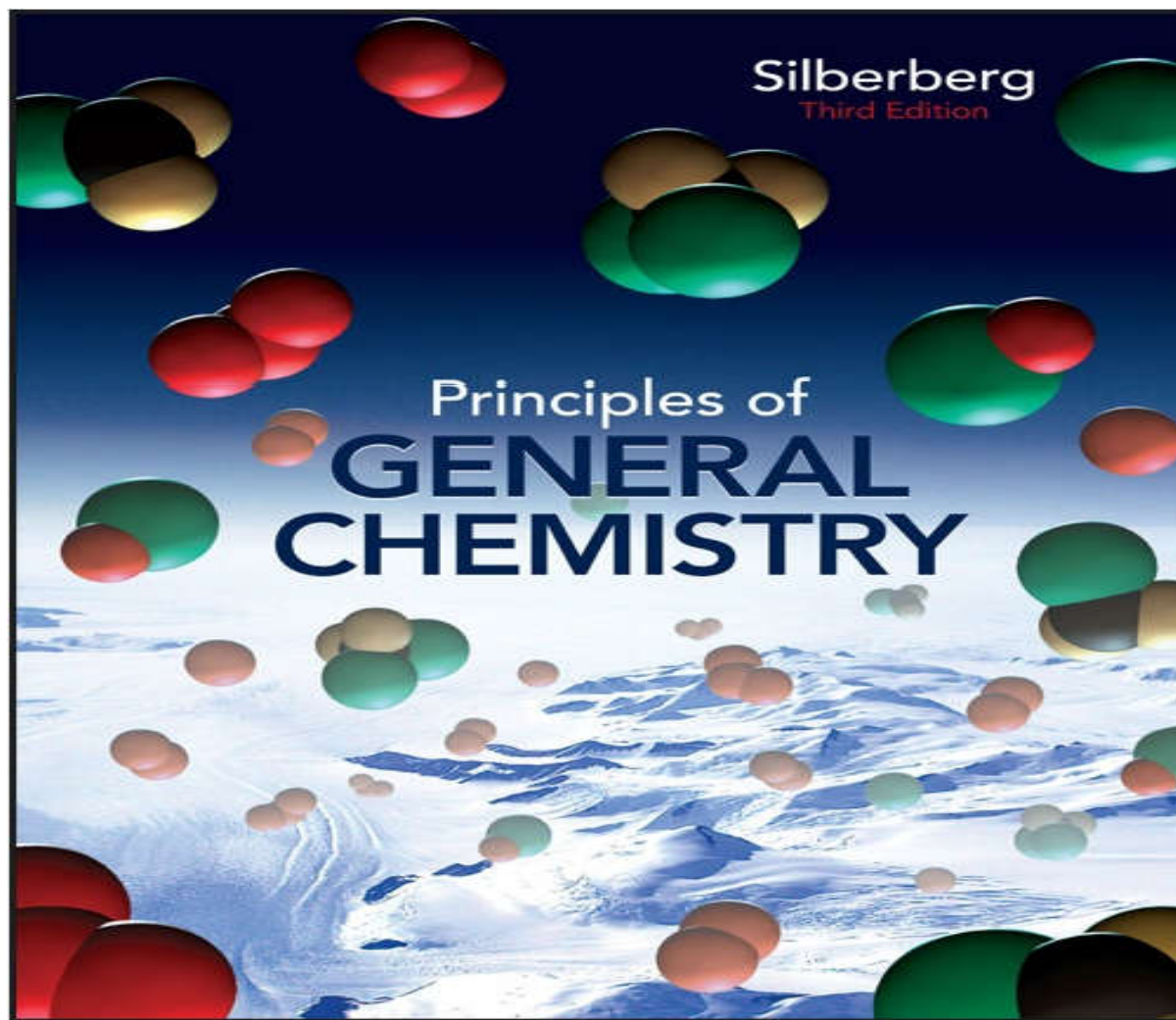
Group 8A(18),  
e.g., neon, Ne



Group 1A(1),  
e.g., lithium, Li



# Upload By : Ahmad T Al-Jundi



# Chapter 3

## Stoichiometry of Formulas and Equations



# **Mole - Mass Relationships in Chemical Systems**

## **3.1 The Mole**

## **3.2 Determining the Formula of an Unknown Compound**

## **3.3 Writing and Balancing Chemical Equations**

## **3.4 Calculating Quantities of Reactant and Product**

## **3.5 Fundamentals of Solution Stoichiometry**





# The Mole

**The mole (mol)** is the amount of a substance that contains the same number of entities as there are atoms in exactly 12 g of carbon-12.

The term “***entities***” refers to atoms, ions, molecules, formula units, or electrons – in fact, any type of particle.

**One mole (1 mol) contains  $6.022 \times 10^{23}$  entities (to four significant figures).**

This number is called Avogadro’s number and is abbreviated as ***N***.



# Figure 3.1 One mole ( $6.022 \times 10^{23}$ entities) of some familiar substances.

Copyright © The McGraw-Hill Companies, Inc. Permission required for reproduction or display.



© The McGraw-Hill Companies, Inc./Charles Winters Photographer



## Determining Molar Mass

**The molar mass** ( $\mathcal{M}$ ) of a substance is the mass per mole of its entities (atoms, molecules or formula units).

For **monatomic elements**, the molar mass is the same as the atomic mass in grams per mole. The atomic mass is simply read from the Periodic Table.

The molar mass of Ne = 20.18 g/mol.



For **molecular elements** and for **compounds**, the formula is needed to determine the molar mass.

$$\begin{aligned}\text{The molar mass of O}_2 &= 2 \times \mathcal{M} \text{ of O} \\ &= 2 \times 16.00 \\ &= 32.00 \text{ g/mol}\end{aligned}$$

$$\begin{aligned}\text{The molar mass of SO}_2 &= 1 \times \mathcal{M} \text{ of S} + 2 \times \mathcal{M} \text{ of O} \\ &= 32.00 + 2(16.00) \\ &= 64.00 \text{ g/mol}\end{aligned}$$



**Table 3.1** Information Contained in the Chemical Formula of Glucose,  $C_6H_{12}O_6$  ( $\mathcal{M} = 180.16$  g/mol)

	<b>Carbon (C)</b>	<b>Hydrogen (H)</b>	<b>Oxygen (O)</b>
Atoms/molecule of compound	6 atoms	12 atoms	6 atoms
Moles of atoms/mole of compound	6 mol of atoms	12 mol of atoms	6 mol of atoms
Atoms/mole of compound	$6(6.022 \times 10^{23})$ atoms	$12(6.022 \times 10^{23})$ atoms	$6(6.022 \times 10^{23})$ atoms
Mass/molecule of compound	$6(12.01 \text{ amu})$ $= 72.06 \text{ amu}$	$12(1.008 \text{ amu})$ $= 12.10 \text{ amu}$	$6(16.00 \text{ amu}) =$ $96.00 \text{ amu}$
Mass/mole of compound	72.06 g	12.10 g	96.00 g



# Converting Between Amount, Mass, and Number of Chemical Entities

$$\text{Mass (g)} = \text{no. of moles} \times \frac{\text{no. of grams}}{1 \text{ mol}} \leftarrow \boxed{g}$$

$$\text{No. of moles} = \text{mass (g)} \times \frac{1 \text{ mol}}{\text{no. of grams}} \leftarrow \boxed{\mathcal{M}}$$

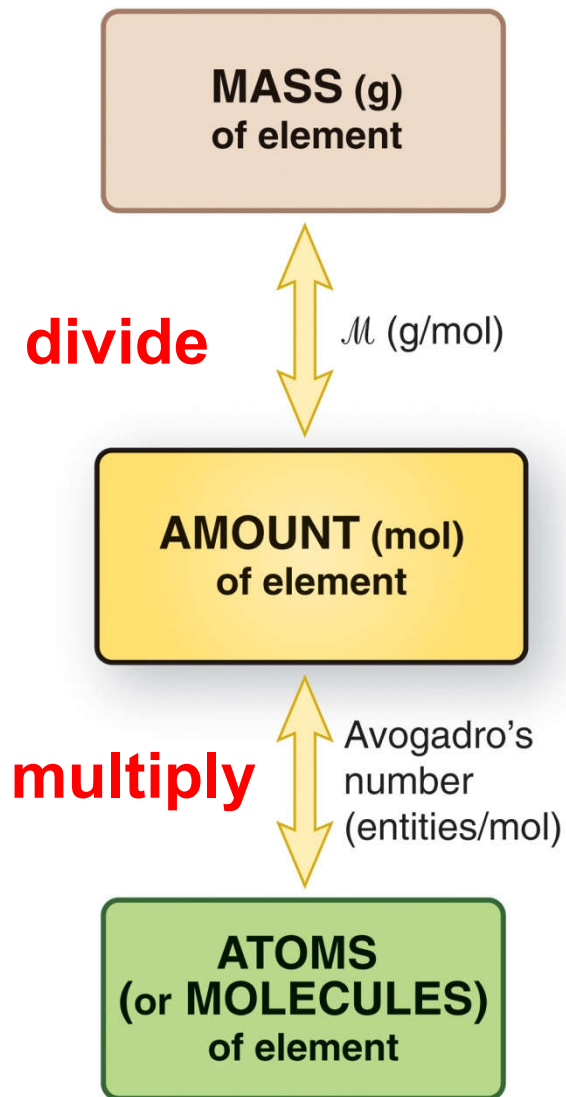
$$\text{No. of entities} = \text{no. of moles} \times \frac{6.022 \times 10^{23} \text{ entities}}{1 \text{ mol}}$$

$$\text{No. of moles} = \text{no. of entities} \times \frac{1 \text{ mol}}{6.022 \times 10^{23} \text{ entities}}$$



## Figure 3.2 Mass-mole-number relationships for elements.

Copyright © The McGraw-Hill Companies, Inc. Permission required for reproduction or display.

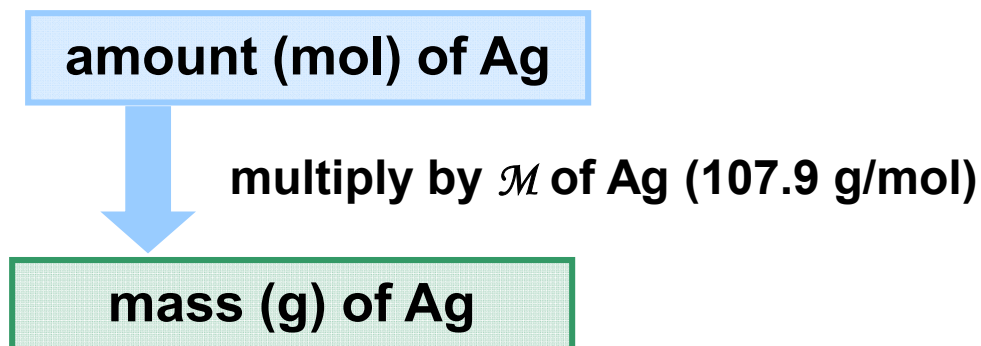


### Sample Problem 3.1

## Calculating the Mass of a Given Amount of an Element

**PROBLEM:** Silver (Ag) is used in jewelry and tableware but no longer in U.S. coins. How many grams of Ag are in 0.0342 mol of Ag?

**PLAN:** To convert mol of Ag to mass of Ag in g we need the molar mass of Ag.



**SOLUTION:**

$$0.0342 \cancel{\text{ mol Ag}} \times \frac{107.9 \text{ g Ag}}{1 \cancel{\text{ mol Ag}}} = 3.69 \text{ g Ag}$$

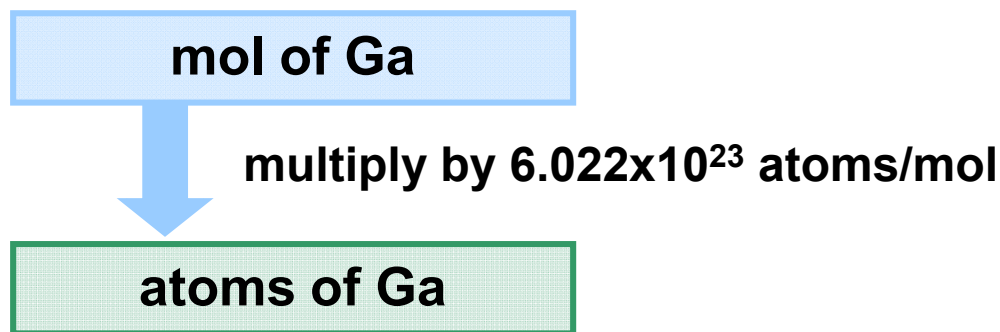




**Sample Problem 3.2****Calculating the Number of Entities in a Given Amount of an Element**

**PROBLEM:** Gallium (Ga) is a key element in solar panels, calculators, and other light-sensitive electronic devices. How many Ga atoms are in  $2.85 \times 10^{-3}$  mol of gallium?

**PLAN:** To convert mol of Ga to number of Ga atoms we need to use Avogadro's number.



## Sample Problem 3.2

### SOLUTION:

$$2.85 \times 10^{-3} \text{ mol Ga atoms} \times \frac{6.022 \times 10^{23} \text{ Ga atoms}}{1 \text{ mol Ga atoms}}$$

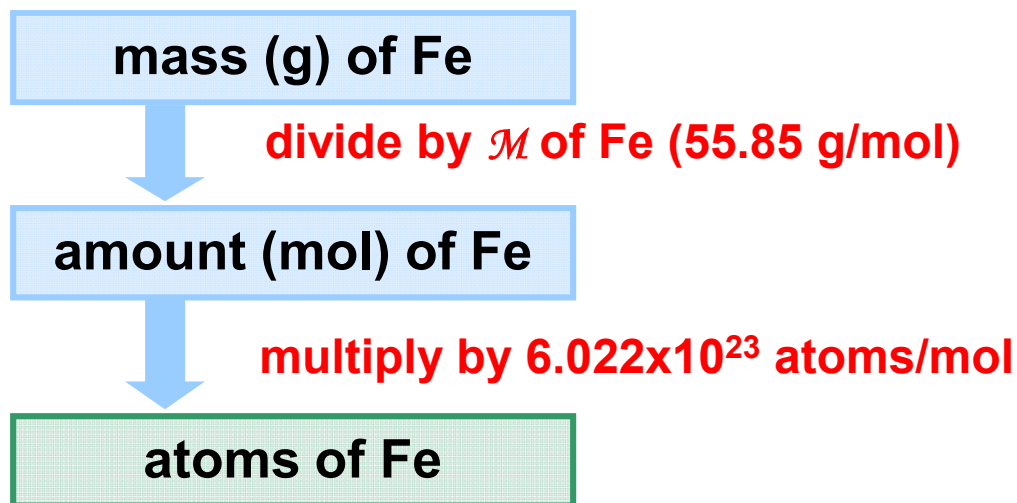
$$= 1.72 \times 10^{21} \text{ Ga atoms}$$



**Sample Problem 3.3****Calculating the Number of Entities in a Given Mass of an Element**

**PROBLEM:** Iron (Fe) is the main component of steel and is therefore the most important metal in society; it is also essential in the body. How many Fe atoms are in 95.8 g of Fe?

**PLAN:** The number of atoms cannot be calculated directly from the mass. We must first determine the number of moles of Fe atoms in the sample and then use Avogadro's number.



**Sample Problem 3.3****SOLUTION:**

$$95.8 \cancel{\text{g Fe}} \times \frac{1 \text{ mol Fe}}{55.85 \cancel{\text{g Fe}}} = 1.72 \text{ mol Fe}$$

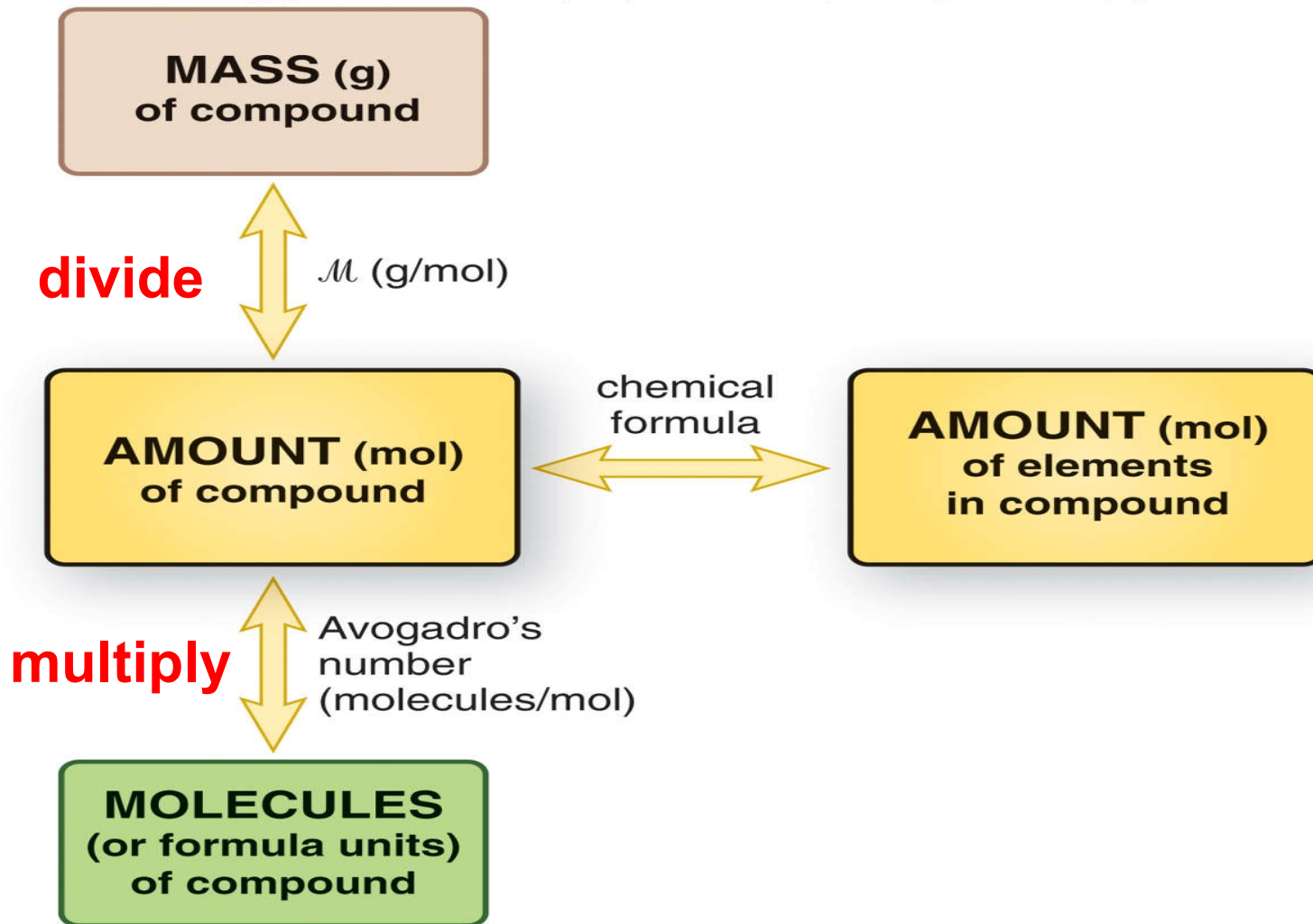
$$1.72 \cancel{\text{ mol Fe}} \times \frac{6.022 \times 10^{23} \text{ atoms Fe}}{1 \cancel{\text{ mol Fe}}}$$

$$= 1.04 \times 10^{24} \text{ atoms Fe}$$



### Figure 3.3 Amount-mass-number relationships for compounds.

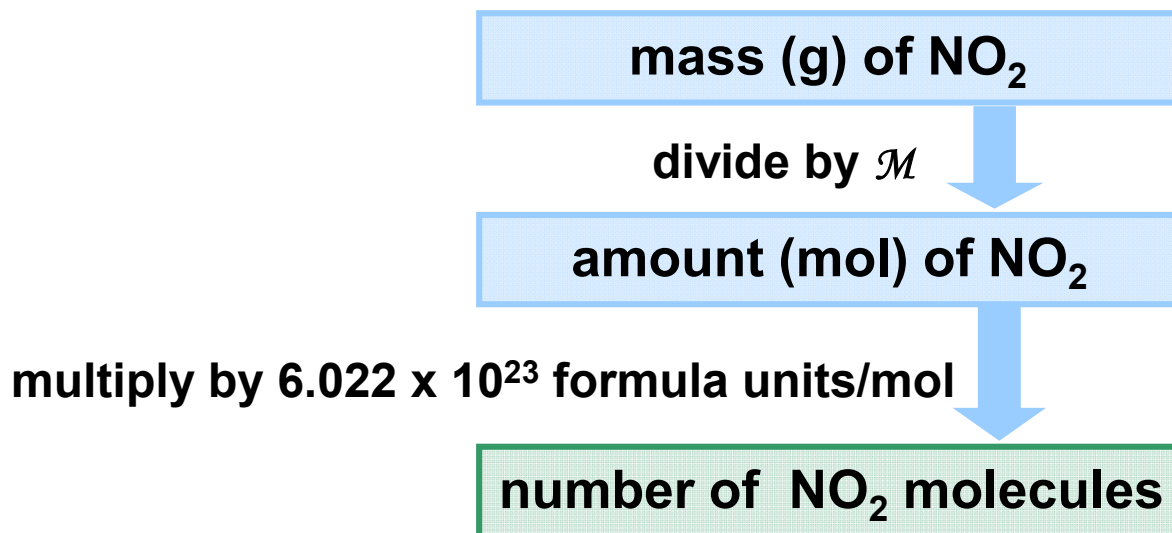
Copyright © The McGraw-Hill Companies, Inc. Permission required for reproduction or display.



**Sample Problem 3.4****Calculating the Number of Chemical Entities in a Given Mass of a Compound I**

**PROBLEM:** Nitrogen dioxide is a component of urban smog that forms from the gases in car exhausts. How many molecules are in 8.92 g of nitrogen dioxide?

**PLAN:** Write the formula for the compound and calculate its molar mass. Use the given mass to calculate first the number of moles and then the number of molecules.



### Sample Problem 3.4

**SOLUTION:**  $\text{NO}_2$  is the formula for nitrogen dioxide.

$$\begin{aligned} \mathcal{M} &= (1 \times \mathcal{M} \text{ of N}) + (2 \times \mathcal{M} \text{ of O}) \\ &= 14.01 \text{ g/mol} + 2(16.00 \text{ g/mol}) \\ &= 46.01 \text{ g/mol} \end{aligned}$$

$$8.92 \text{ g } \cancel{\text{NO}_2} \times \frac{1 \text{ mol } \text{NO}_2}{46.01 \text{ g } \cancel{\text{NO}_2}} = 0.194 \text{ mol } \text{NO}_2$$

$$0.194 \text{ mol } \cancel{\text{NO}_2} \times \frac{6.022 \times 10^{23} \text{ molecules } \text{NO}_2}{1 \text{ mol } \cancel{\text{NO}_2}}$$

$$= 1.17 \times 10^{23} \text{ molecules } \text{NO}_2$$



**Sample Problem 3.5****Calculating the Number of Chemical Entities in a Given Mass of a Compound II**

**PROBLEM:** Ammonium carbonate, a white solid that decomposes on warming, is a component of baking powder.

- a) How many formula units are in 41.6 g of ammonium carbonate?
- b) How many O atoms are in this sample?

**PLAN:**

Write the formula for the compound and calculate its molar mass. Use the given mass to calculate first the number of moles and then the number of formula units.

The number of O atoms can be determined using the formula and the number of formula units.





### Sample Problem 3.5

mass (g) of  $(\text{NH}_4)_2\text{CO}_3$

divide by  $\mathcal{M}$

amount (mol) of  $(\text{NH}_4)_2\text{CO}_3$

multiply by  $6.022 \times 10^{23}$  formula units/mol

number of  $(\text{NH}_4)_2\text{CO}_3$  formula units

3 O atoms per formula unit of  $(\text{NH}_4)_2\text{CO}_3$

number of O atoms

**SOLUTION:**  $(\text{NH}_4)_2\text{CO}_3$  is the formula for ammonium carbonate.

$$\begin{aligned} \mathcal{M} &= (2 \times \mathcal{M} \text{ of N}) + (8 \times \mathcal{M} \text{ of H}) + (1 \times \mathcal{M} \text{ of C}) + (3 \times \mathcal{M} \text{ of O}) \\ &= (2 \times 14.01 \text{ g/mol}) + (8 \times 1.008 \text{ g/mol}) \\ &\quad + (12.01 \text{ g/mol}) + (3 \times 16.00 \text{ g/mol}) \end{aligned}$$

$$= 96.09 \text{ g/mol}$$



### Sample Problem 3.5

$$41.6 \text{ g } \cancel{(\text{NH}_4)_2\text{CO}_3} \times \frac{1 \text{ mol } (\text{NH}_4)_2\text{CO}_3}{96.09 \text{ g } \cancel{(\text{NH}_4)_2\text{CO}_3}} = 0.433 \text{ mol } (\text{NH}_4)_2\text{CO}_3$$

$$0.433 \text{ mol } \cancel{(\text{NH}_4)_2\text{CO}_3} \times \frac{6.022 \times 10^{23} \text{ formula units } (\text{NH}_4)_2\text{CO}_3}{1 \text{ mol } \cancel{(\text{NH}_4)_2\text{CO}_3}}$$

$$= 2.61 \times 10^{23} \text{ formula units } (\text{NH}_4)_2\text{CO}_3$$

$$2.61 \times 10^{23} \text{ formula units } \cancel{(\text{NH}_4)_2\text{CO}_3} \times \frac{3 \text{ O atoms}}{1 \text{ formula unit of } \cancel{(\text{NH}_4)_2\text{CO}_3}}$$

$$= 7.83 \times 10^{23} \text{ O atoms}$$



# The Importance of Mass Percent

Mass % of element X =

$$\frac{\text{atoms of X in formula} \times \text{atomic mass of X (amu)}}{\text{molecular (or formula) mass of compound (amu)}} \times 100$$

Mass % of element X =

$$\frac{\text{moles of X in formula} \times \text{molar mass of X (g/mol)}}{\text{mass (g) of 1 mol of compound}} \times 100$$

The individual mass percents added up to 100% (within rounding)



**Sample Problem 3.6****Calculating the Mass Percent of Each Element in a Compound from the Formula**

**PROBLEM:** Glucose ( $C_6H_{12}O_6$ ) is a key nutrient for generating chemical potential energy in biological systems. What is the mass percent of each element in glucose?

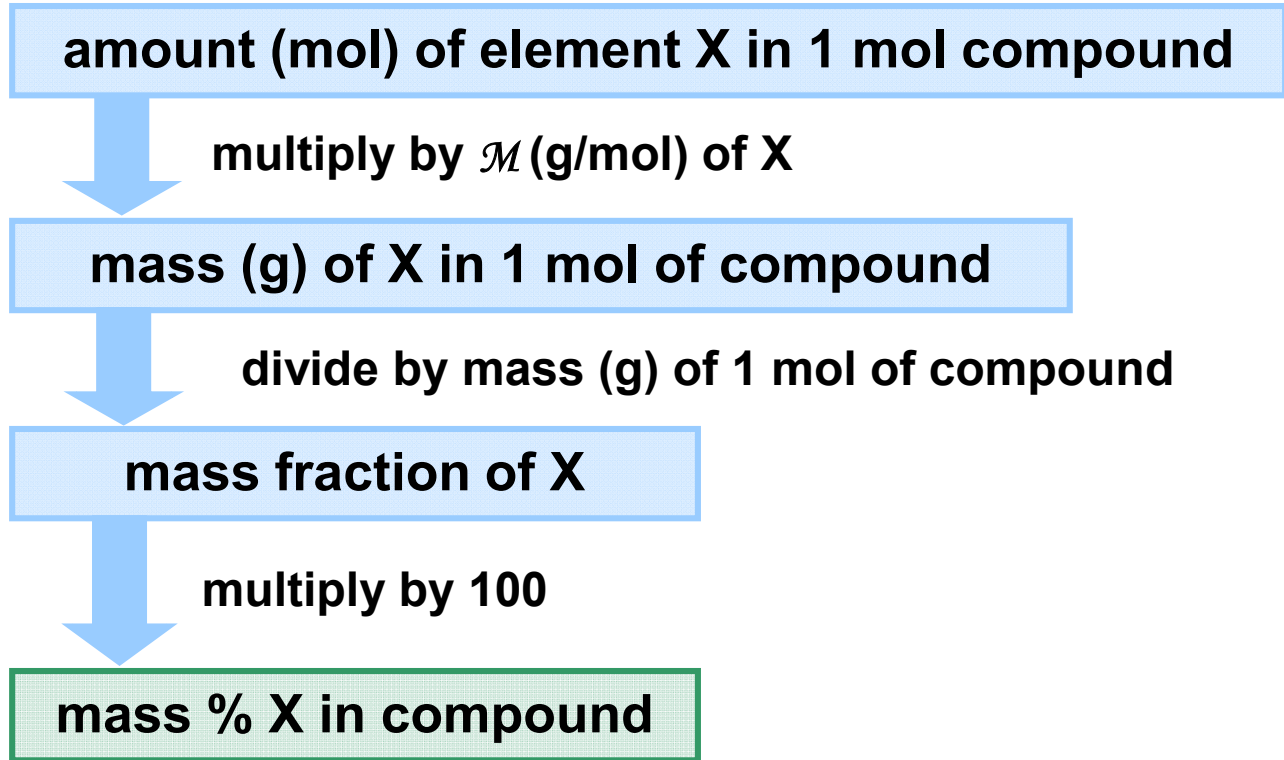
**PLAN:** Find the molar mass of glucose, which is the mass of 1 mole of glucose. Find the mass of each element in 1 mole of glucose, using the molecular formula.

The mass % for each element is calculated by dividing the mass of that element in 1 mole of glucose by the total mass of 1 mole of glucose, multiplied by 100.



## Sample Problem 3.6

**PLAN:**



## Sample Problem 3.6

### SOLUTION:

In 1 mole of glucose there are **6** moles of C, **12** moles H, and **6** moles O.

$$6 \text{ mol C} \times \frac{12.01 \text{ g C}}{1 \text{ mol C}} = 72.06 \text{ g C} \quad 12 \text{ mol H} \times \frac{1.008 \text{ g H}}{1 \text{ mol H}} = 12.096 \text{ g H}$$

$$6 \text{ mol O} \times \frac{16.00 \text{ g O}}{1 \text{ mol O}} = 96.00 \text{ g O} \quad \mathcal{M} = 180.16 \text{ g/mol}$$

$$\text{mass percent of C} = \frac{72.06 \text{ g C}}{180.16 \text{ g glucose}} = 0.3999 \times 100 = 39.99 \text{ mass \%C}$$

$$\text{mass percent of H} = \frac{12.096 \text{ g H}}{180.16 \text{ g glucose}} = 0.06714 \times 100 = 6.714 \text{ mass \%H}$$

$$\text{mass percent of O} = \frac{96.00 \text{ g O}}{180.16 \text{ g glucose}} = 0.5329 \times 100 = 53.29 \text{ mass \%O}$$



# Determining the Mass of an Element from Its Percent

Mass percent can also be used to calculate the mass of a particular element in any mass of a compound.

Mass of element X present in sample =

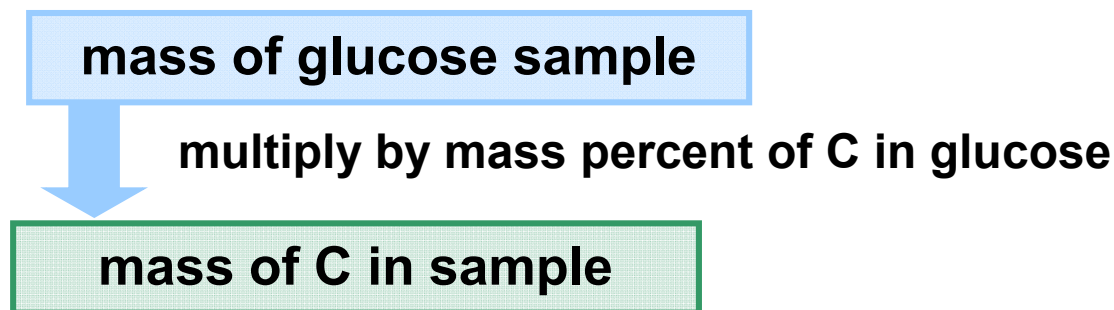
$$\text{mass of compound} \times \frac{\text{mass of element in 1 mol of compound}}{\text{mass of 1 mol of compound}}$$



**Sample Problem 3.7****Calculating the Mass of an Element in a Compound**

**PROBLEM:** Use the information from Sample Problem 3.6 to determine the mass (g) of carbon in 16.55 g of glucose.

**PLAN:** The mass percent of carbon in glucose gives us the relative mass of carbon in 1 mole of glucose. We can use this information to find the mass of carbon in any sample of glucose.





## Sample Problem 3.7

### SOLUTION:

Each mol of glucose contains 6 mol of C, or 72.06 g of C.

$$\text{Mass (g) of C} = \text{mass (g) of glucose} \times \frac{6 \text{ mol} \times \mathcal{M} \text{ of C (g/mol)}}{\text{mass (g) of 1 mol of glucose}}$$

$$= 16.55 \text{ g } \cancel{\text{glucose}} \times \frac{72.06 \text{ g C}}{180.16 \text{ g } \cancel{\text{glucose}}} = \boxed{6.620 \text{ g C}}$$



# Empirical and Molecular Formulas

**The empirical formula** is the simplest formula for a compound that agrees with the elemental analysis. It shows the *lowest* whole number of moles and gives the *relative* number of atoms of each element present.

The empirical formula for hydrogen peroxide is HO.

**The molecular formula** shows the *actual* number of atoms of each element in a molecule of the compound.

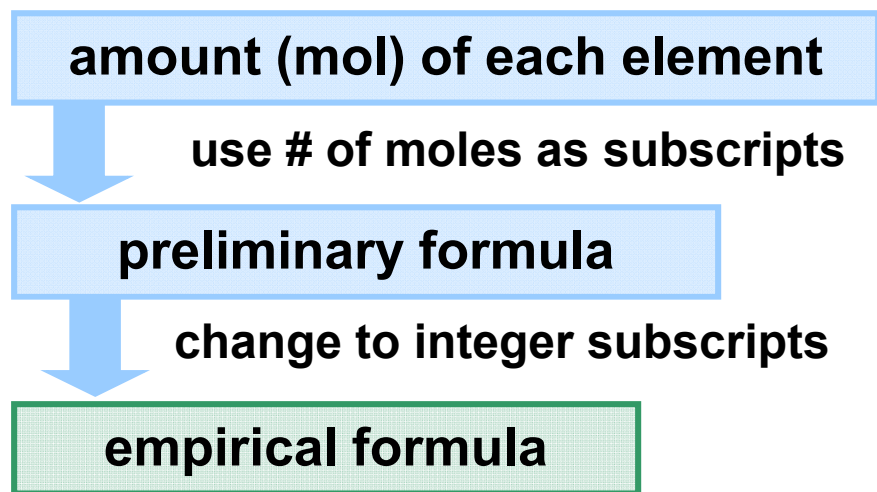
The molecular formula for hydrogen peroxide is H<sub>2</sub>O<sub>2</sub>.



**Sample Problem 3.8****Determining an Empirical Formula from Amounts of Elements**

**PROBLEM:** A sample of an unknown compound contains 0.21 mol of zinc, 0.14 mol of phosphorus, and 0.56 mol of oxygen. What is its empirical formula?

**PLAN:** Find the relative number of moles of each element. Divide by the lowest mol amount to find the relative mol ratios (empirical formula).



## Sample Problem 3.8

**SOLUTION:** Using the numbers of moles of each element given, we write the preliminary formula  $\text{Zn}_{0.21}\text{P}_{0.14}\text{O}_{0.56}$

Next we divide each fraction by the smallest one; in this case 0.14:

$$\frac{0.21}{0.14} = 1.5 \quad \frac{0.14}{0.14} = 1.0 \quad \frac{0.56}{0.14} = 4.0$$

This gives  $\text{Zn}_{1.5}\text{P}_{1.0}\text{O}_{4.0}$

We convert to whole numbers by multiplying by the *smallest integer* that gives whole numbers; in this case 2:

$$1.5 \times 2 = 3 \quad 1.0 \times 2 = 2 \quad 4.0 \times 2 = 8$$

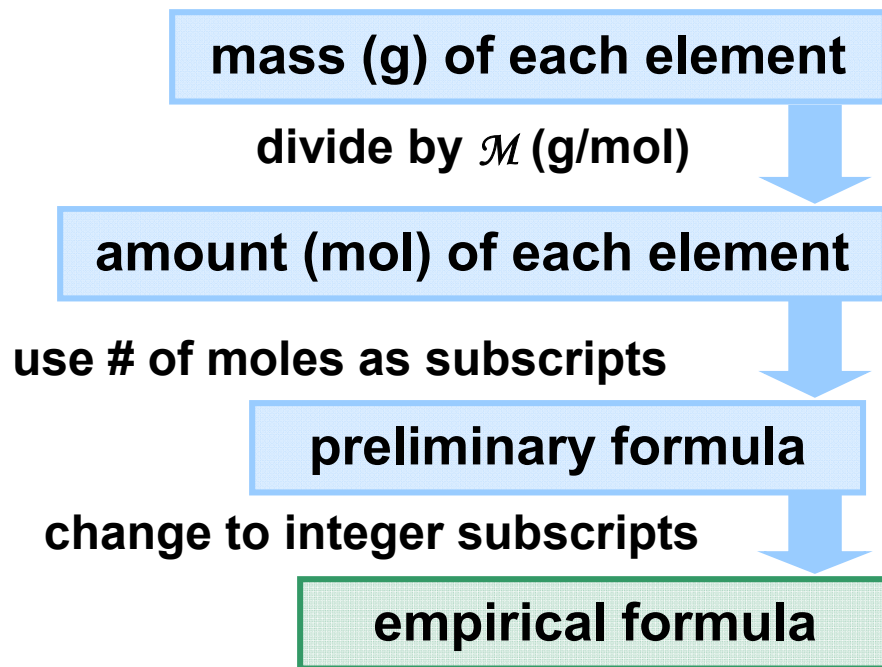
**This gives us the empirical formula  $\text{Zn}_3\text{P}_2\text{O}_8$**



**Sample Problem 3.9****Determining an Empirical Formula from Masses of Elements**

**PROBLEM:** Analysis of a sample of an ionic compound yields 2.82 g of Na, 4.35 g of Cl, and 7.83 g of O. What is the empirical formula and the name of the compound?

**PLAN:** Find the relative number of moles of each element. Divide by the lowest mol amount to find the relative mol ratios (empirical formula).



### Sample Problem 3.9

**SOLUTION:**  $2.82 \text{ g Na} \times \frac{1 \text{ mol Na}}{22.99 \text{ g Na}} = 0.123 \text{ mol Na}$

$$4.35 \text{ g Cl} \times \frac{1 \text{ mol Cl}}{35.45 \text{ g Cl}} = 0.123 \text{ mol Cl}$$

$$7.83 \text{ g O} \times \frac{1 \text{ mol O}}{16.00 \text{ g O}} = 0.489 \text{ mol O}$$

$$\text{Na and Cl} = \frac{0.123}{0.123} = 1 \quad \text{and} \quad \text{O} = \frac{0.489}{0.123} = 3.98$$

The empirical formula is  $\text{Na}_1\text{Cl}_1\text{O}_{3.98}$  or  $\text{NaClO}_4$ ;  
this compound is named sodium perchlorate.



## Molecular Formulas

The molecular formula gives the *actual* numbers of moles of each element present in 1 mol of compound.

The molecular formula is a *whole-number multiple* of the empirical formula.

$$\frac{\text{molar mass (g/mol)}}{\text{empirical formula mass (g/mol)}} = \text{whole-number multiple}$$



**Sample Problem 3.10****Determining a Molecular Formula from Elemental Analysis and Molar Mass**

**PROBLEM:** Elemental analysis of lactic acid ( $\mathcal{M} = 90.08 \text{ g/mol}$ ) shows it contains 40.0 mass % C, 6.71 mass % H, and 53.3 mass % O. Determine the empirical formula and the molecular formula for lactic acid.

**PLAN:**

assume 100 g lactic acid; then mass % = mass in grams

divide each mass by  $\mathcal{M}$

amount (mol) of each element

use # mols as subscripts; convert to integers

empirical formula

divide  $\mathcal{M}$  by the molar mass for the empirical formula; multiply empirical formula by this number

molecular formula





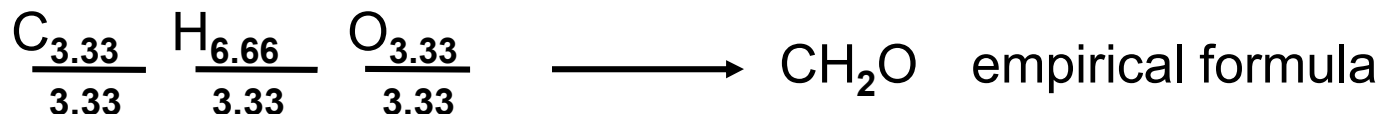
**Sample Problem 3.10**

**SOLUTION:** Assuming there are 100. g of lactic acid;

$$40.0 \text{ g } \cancel{\text{C}} \times \frac{1 \text{ mol C}}{12.01 \text{ g } \cancel{\text{C}}} = 3.33 \text{ mol C}$$

$$6.71 \text{ g } \cancel{\text{H}} \times \frac{1 \text{ mol H}}{1.008 \text{ g } \cancel{\text{H}}} = 6.66 \text{ mol H}$$

$$53.3 \text{ g } \cancel{\text{O}} \times \frac{1 \text{ mol O}}{16.00 \text{ g } \cancel{\text{O}}} = 3.33 \text{ mol O}$$



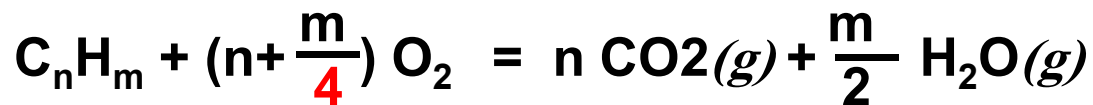
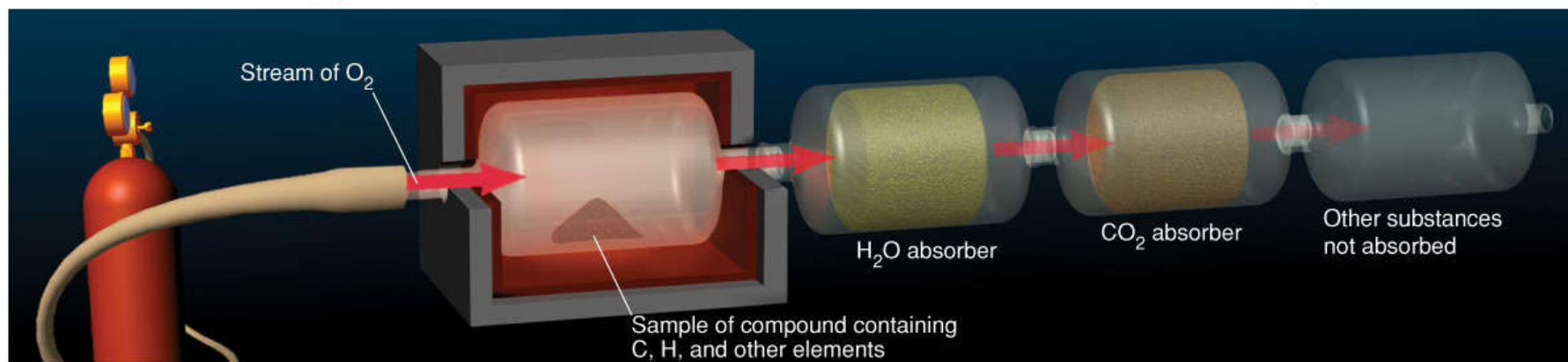
$$\frac{\text{molar mass of lactate}}{\text{mass of CH}_2\text{O}} \longrightarrow \frac{90.08 \text{ g/mol}}{30.03 \text{ g/mol}} = 3$$

**C<sub>3</sub>H<sub>6</sub>O<sub>3</sub> is the molecular formula**



## Figure 3.4 Combustion apparatus for determining formulas of organic compounds.

Copyright © The McGraw-Hill Companies, Inc. Permission required for reproduction or display.



**Sample Problem 3.11****Determining a Molecular Formula from Combustion Analysis****PROBLEM:**

When a 1.000 g sample of vitamin C ( $\mathcal{M} = 176.12$  g/mol) is placed in a combustion chamber and burned, the following data are obtained:

mass of  $\text{CO}_2$  absorber after combustion = 85.35 g  
mass of  $\text{CO}_2$  absorber before combustion = 83.85 g  
mass of  $\text{H}_2\text{O}$  absorber after combustion = 37.96 g  
mass of  $\text{H}_2\text{O}$  absorber before combustion = 37.55 g

What is the molecular formula of vitamin C?

**PLAN:** The masses of  $\text{CO}_2$  and  $\text{H}_2\text{O}$  produced will give us the masses of C and H present in the original sample. From this we can determine the mass of O.



## Sample Problem 3.11

(mass after combustion – mass before) for each absorber  
= mass of compound in each absorber

mass of each compound x mass % of oxidized element

mass of each oxidized element

mass of vitamin C – (mass of C + H)

mass of O

divide each mass by  $\mathcal{M}$

mol of C, H, and O

use # mols as subscripts; convert to integers

empirical  
formula

molecular  
formula



**Sample Problem 3.11**

**SOLUTION:** For CO<sub>2</sub>: 85.35 g - 83.85 g = 1.50 g

$$1.50 \text{ g CO}_2 \times \frac{12.01 \text{ g C}}{44.01 \text{ g CO}_2} = 0.409 \text{ g C}$$

For H<sub>2</sub>O: 37.96 g - 37.55 g = 0.41 g

$$0.41 \text{ g H}_2\text{O} \times \frac{2.016 \text{ g H}}{18.02 \text{ g H}_2\text{O}} = 0.046 \text{ g H}$$

$$\begin{aligned} \text{mass of O} &= \text{mass of vitamin C} - (\text{mass of C} + \text{mass of H}) \\ &= 1.000 \text{ g} - (0.409 + 0.046) \text{ g} = 0.545 \text{ g O} \end{aligned}$$



## Sample Problem 3.11

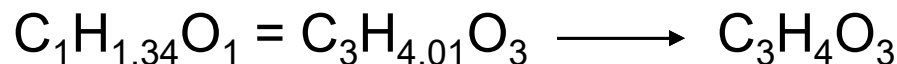
Convert mass to moles:

$$\frac{0.409 \text{ g C}}{12.01 \text{ g/mol C}} = 0.0341 \text{ mol C} \quad \frac{0.046 \text{ g H}}{1.008 \text{ g/mol H}} = 0.0456 \text{ mol H}$$

$$\frac{0.545 \text{ g O}}{16.00 \text{ g/mol O}} = 0.0341 \text{ mol O}$$

Divide by smallest to get the preliminary formula:

$$\text{C} \quad \frac{0.0341}{0.0341} = 1 \quad \text{H} \quad \frac{0.0456}{0.0341} = 1.34 \quad \text{O} \quad \frac{0.0341}{0.0341} = 1$$

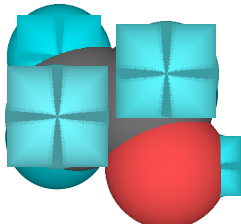
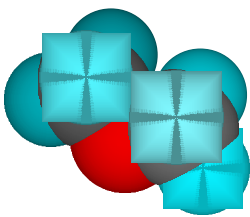


Divide molar mass by mass of empirical formula:

$$\frac{176.12 \text{ g/mol}}{88.06 \text{ g}} = 2.000 \text{ mol} \longrightarrow \boxed{\text{C}_6\text{H}_8\text{O}_6}$$



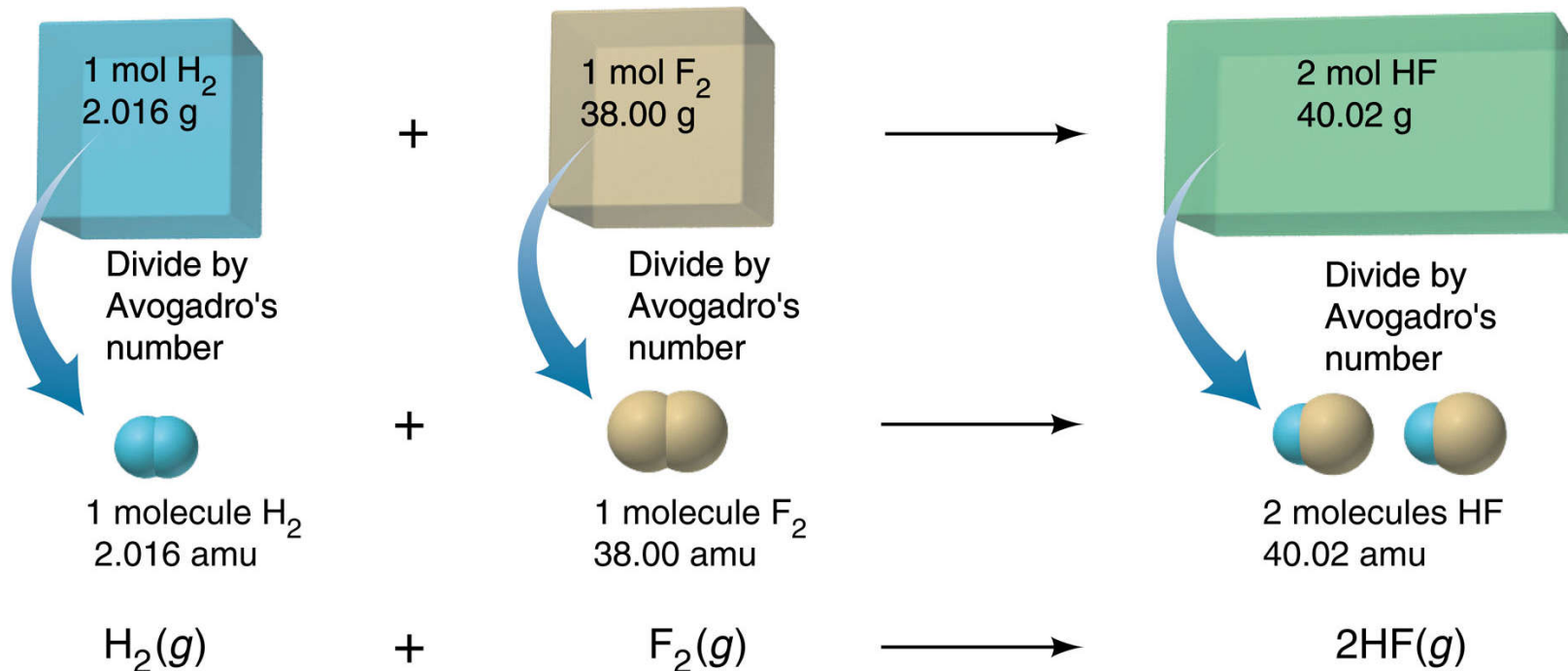
**Table 3.2** Two Constitutional Isomers of  $C_2H_6O$ 

Property	$C_2H_6O$	
	Ethanol	Dimethyl Ether
$M$ (g/mol)	46.07	46.07
Boiling Point	78.5°C	-25°C
Density at 20°C	0.789 g/mL (liquid)	0.00195 g/mL (gas)
Structural formula	$  \begin{array}{c}  \text{H} \quad \text{H} \\    \quad   \\  \text{H}-\text{C}-\text{C}-\text{OH} \\    \quad   \\  \text{H} \quad \text{H}  \end{array}  $	$  \begin{array}{c}  \text{H} \quad \quad \text{H} \\    \quad \quad   \\  \text{H}-\text{C}-\text{O}-\text{C}-\text{H} \\    \quad \quad   \\  \text{H} \quad \quad \text{H}  \end{array}  $
Space-filling model		



# Writing and Balancing Chemical Equations

A **chemical equation** uses formulas to express the **identities** and **quantities** of substances involved in a physical or chemical change.



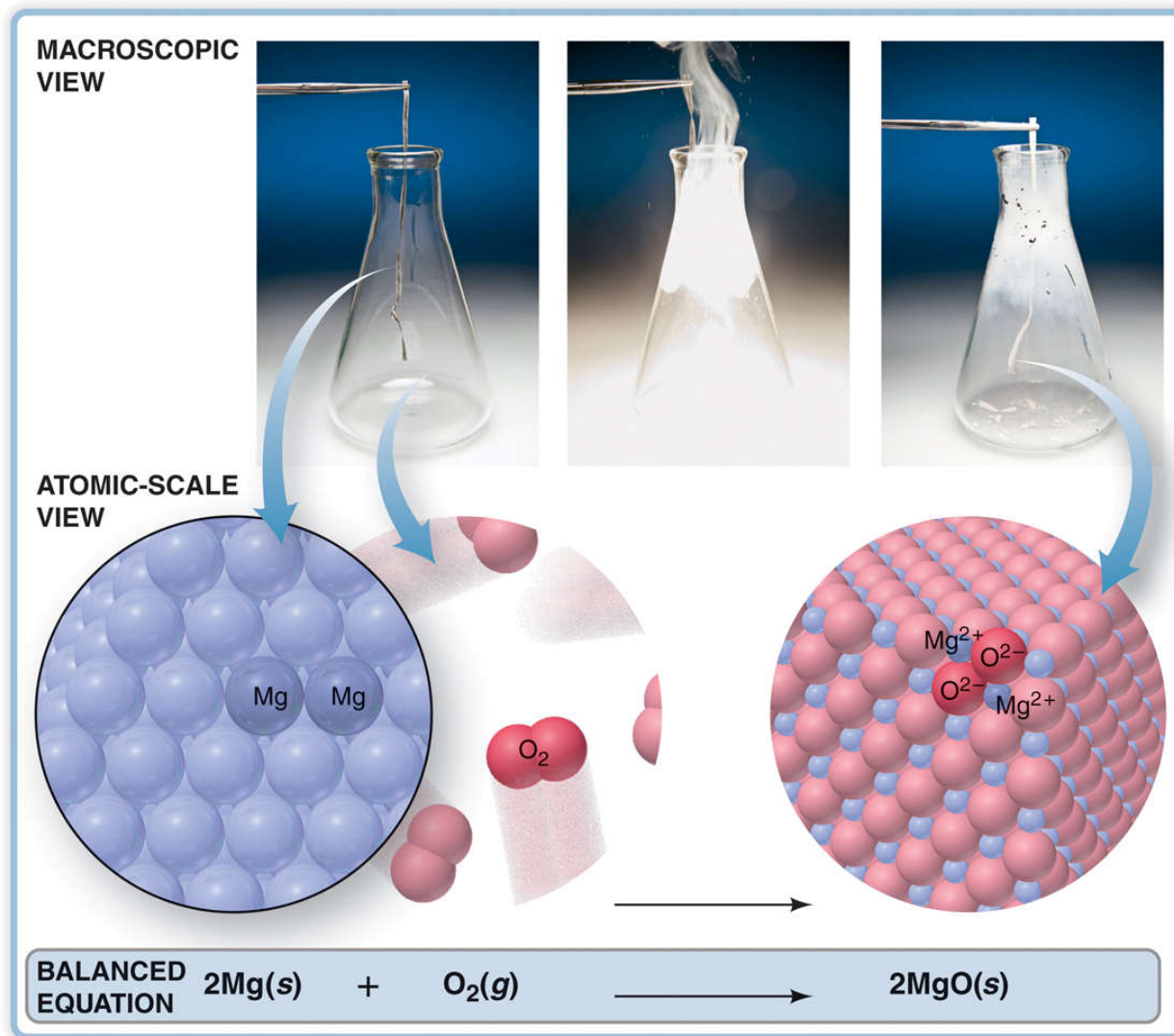
**Figure 3.5**

The formation of HF gas on the macroscopic and molecular levels.



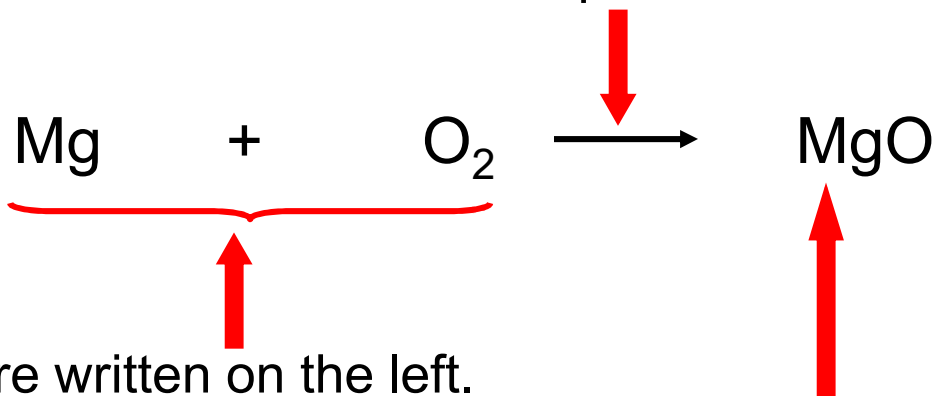
# Figure 3.6 A three-level view of the reaction between magnesium and oxygen.

Copyright © The McGraw-Hill Companies, Inc. Permission required for reproduction or display.



# Features of Chemical Equations

A **yield arrow** points from reactants to products.



**Reactants** are written on the left.

**Products** are written on the right.

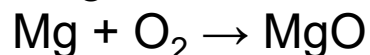
The equation must be **balanced**; the same number and type of each atom must appear on both sides.



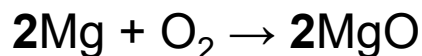
# Balancing a Chemical Equation

**translate the statement**

magnesium and oxygen gas react to give magnesium oxide:



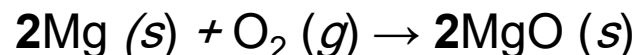
**balance the atoms using *coefficients*; formulas cannot be changed**



**adjust coefficients if necessary**

**check that all atoms balance**

**specify states of matter**



## Sample Problem 3.12

## Balancing Chemical Equations

**PROBLEM:** Within the cylinders of a car's engine, the hydrocarbon octane ( $C_8H_{18}$ ), one of many components of gasoline, mixes with oxygen from the air and burns to form carbon dioxide and water vapor. Write a balanced equation for this reaction.

**PLAN:**

translate the statement

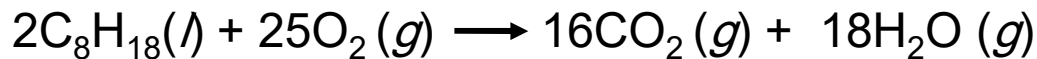

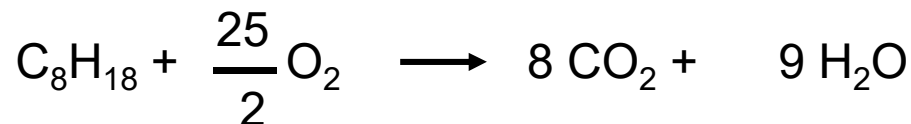
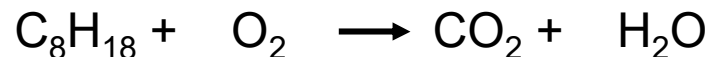
balance the atoms

adjust the coefficients

check the atoms balance

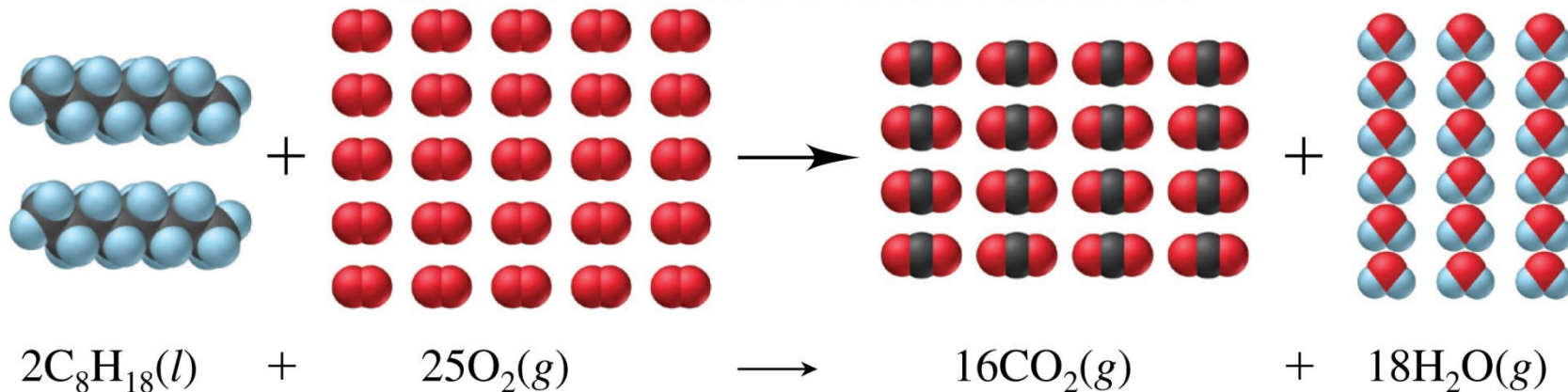
specify states of matter

**SOLUTION:**



# Molecular Scene Combustion of Octane

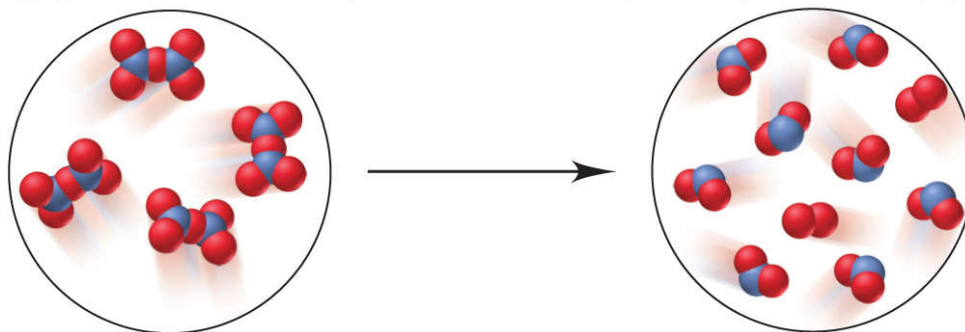
Copyright © The McGraw-Hill Companies, Inc. Permission required for reproduction or display.



**Sample Problem 3.13****Balancing an Equation from a Molecular Scene**

**PROBLEM:** The following molecular scenes depict an important reaction in nitrogen chemistry. The blue spheres represent nitrogen while the red spheres represent oxygen. Write a balanced equation for this reaction.

Copyright © The McGraw-Hill Companies, Inc. Permission required for reproduction or display.



**PLAN:** Determine the formulas of the reactants and products from their composition. Arrange this information in the correct equation format and balance correctly, including the states of matter.



**Sample Problem 3.13****SOLUTION:**

The reactant circle shows only one type of molecule, composed of 2 N and 5 O atoms. The formula is thus  $\text{N}_2\text{O}_5$ . There are 4  $\text{N}_2\text{O}_5$  molecules depicted.

The product circle shows two types of molecule; one has 1 N and 2 O atoms while the other has 2 O atoms. The products are  $\text{NO}_2$  and  $\text{O}_2$ . There are 8  $\text{NO}_2$  molecules and 2  $\text{O}_2$  molecules shown.

The reaction depicted is  $4 \text{N}_2\text{O}_5 \rightarrow 8 \text{NO}_2 + 2 \text{O}_2$ .

Writing the equation with the smallest whole-number coefficients and states of matter included;



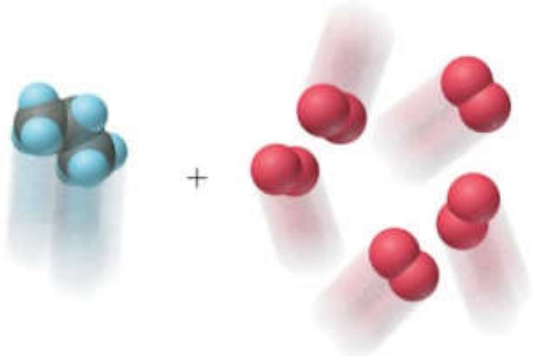
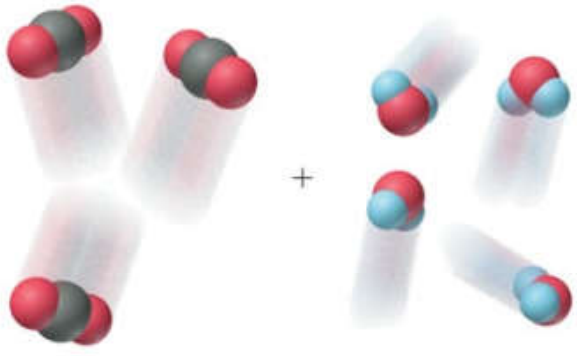
# Stoichiometric Calculations

- The coefficients in a balanced chemical equation
  - represent the relative number of reactant and product particles
  - and the relative number of moles of each.
- Since moles are related to mass
  - the equation can be used to calculate masses of reactants and/or products for a given reaction.
- The mole ratios from the balanced equation are used as conversion factors.





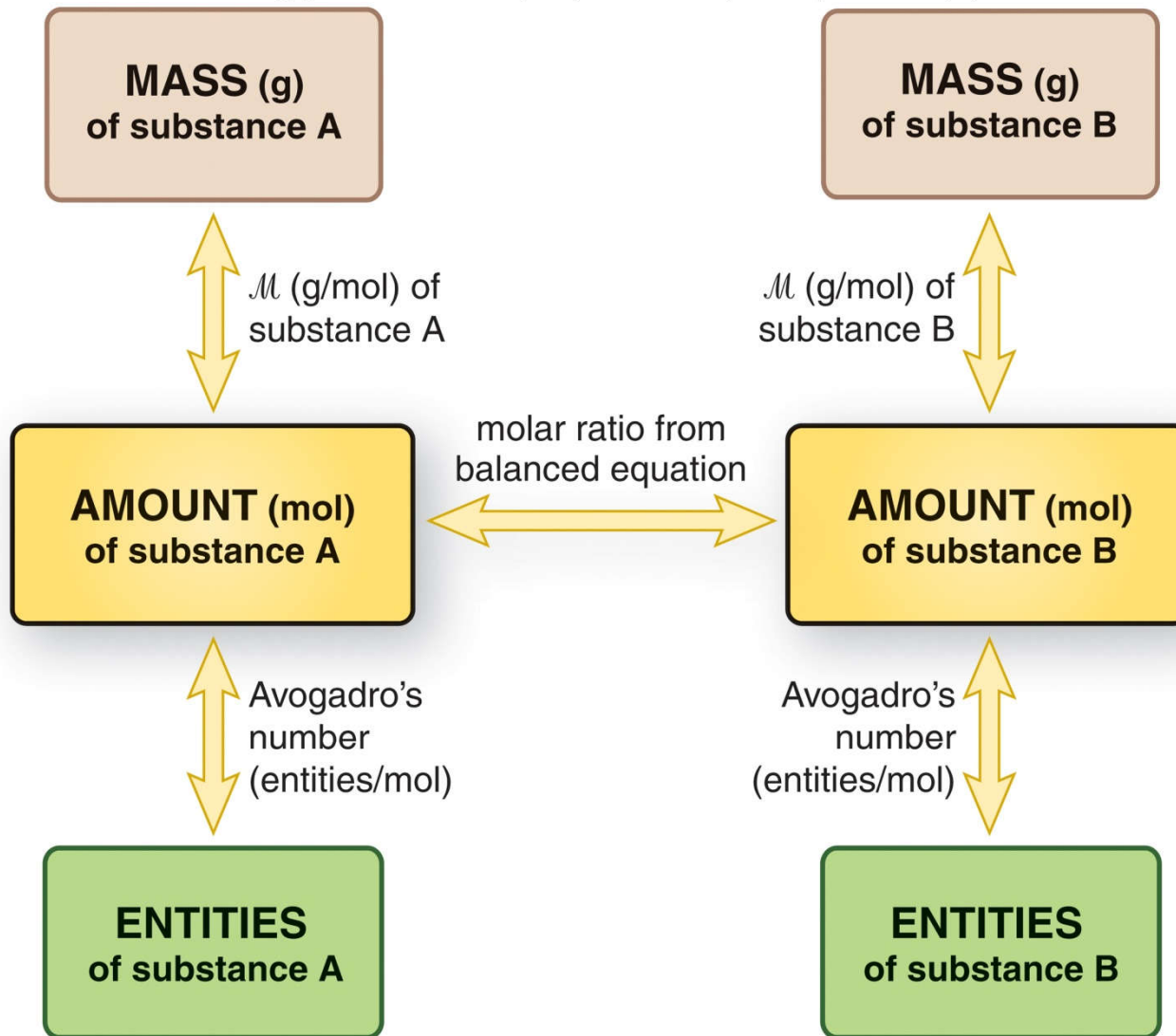
## Table 3.3 Information Contained in a Balanced Equation

Viewed in Terms of	Reactants	→	Products
	$C_3H_8(g) + 5 O_2(g)$		$3 CO_2(g) + 4 H_2O(g)$
Molecules	1 molecule $C_3H_8$ + 5 molecules $O_2$	→	3 molecules $CO_2$ + 4 molecules $H_2O$
		→	
Amount (mol)	1 mol $C_3H_8$ + 5 mol $O_2$	→	3 mol $CO_2$ + 4 mol $H_2O$
Mass (amu)	44.09 amu $C_3H_8$ + 160.00 amu $O_2$	→	132.03 amu $CO_2$ + 72.06 amu $H_2O$
Mass (g)	44.09 g $C_3H_8$ + 160.00 g $O_2$	→	132.03 g $CO_2$ + 72.06 g $H_2O$
Total Mass (g)	204.09 g	→	204.09 g



# Figure 3.7 Summary of amount-mass-number relationships in a chemical equation.

Copyright © The McGraw-Hill Companies, Inc. Permission required for reproduction or display.



**Sample Problem 3.14****Calculating Quantities of Reactants and Products: Amount (mol) to Amount (mol)**

**PROBLEM:** Copper is obtained from copper(I) sulfide by roasting it in the presence of oxygen gas to form powdered copper(I) oxide and gaseous sulfur dioxide.

How many moles of oxygen are required to roast 10.0 mol of copper(I) sulfide?

**PLAN:**

write and balance the equation

use the mole ratio as a conversion factor

moles of oxygen



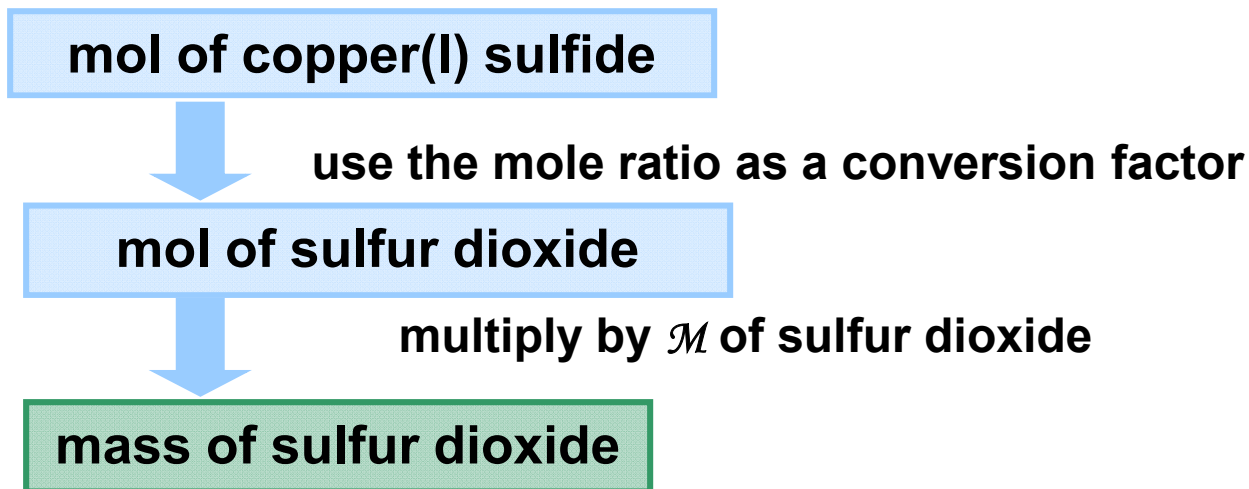
$$10.0 \text{ mol } \cancel{\text{Cu}_2\text{S}} \times \frac{3 \text{ mol O}_2}{2 \text{ mol } \cancel{\text{Cu}_2\text{S}}} = 15.0 \text{ mol O}_2$$



**Sample Problem 3.15****Calculating Quantities of Reactants and Products: Amount (mol) to Mass (g)**

**PROBLEM:** During the process of roasting copper(I) sulfide, **how many grams of sulfur dioxide form when 10.0 mol of copper(I) sulfide reacts?**

**PLAN:** Using the balanced equation from the previous problem, we again use the mole ratio as a conversion factor.



**Sample Problem 3.15**

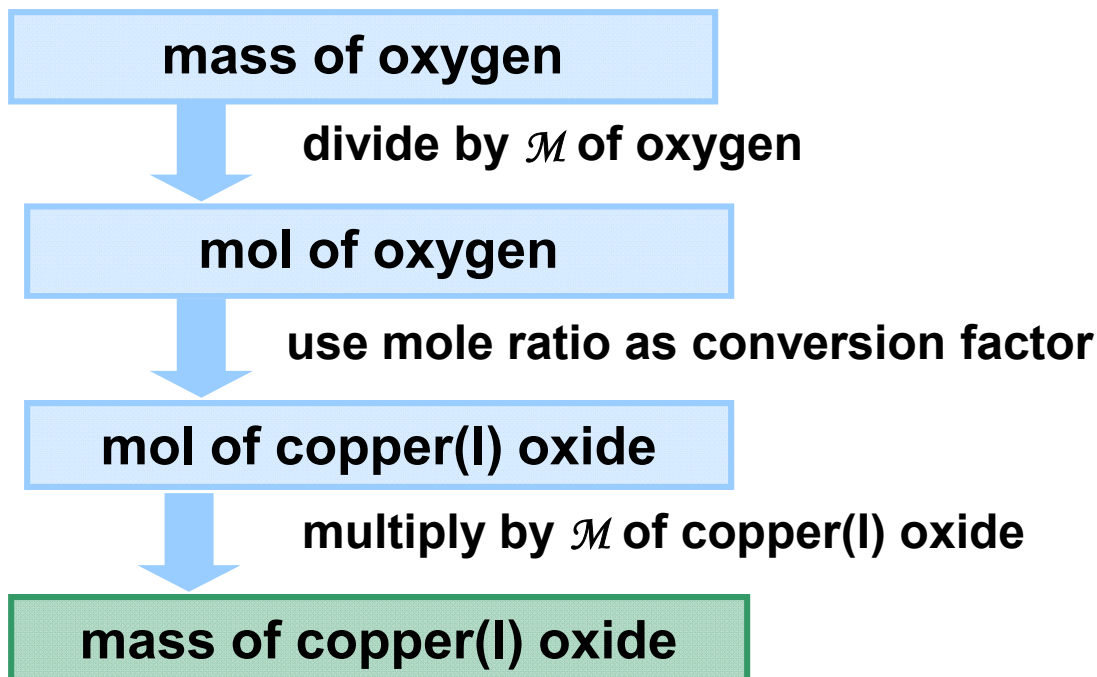
$$10.0 \text{ mol } \cancel{\text{Cu}_2\text{S}} \times \frac{2 \text{ mol } \cancel{\text{SO}_2}}{2 \text{ mol } \cancel{\text{Cu}_2\text{S}}} \times \frac{64.07 \text{ g SO}_2}{1 \text{ mol } \cancel{\text{SO}_2}} = \boxed{641 \text{ g SO}_2}$$



**Sample Problem 3.16****Calculating Quantities of Reactants and Products: Mass to Mass**

**PROBLEM:** During the roasting of copper(I) sulfide, **how many kilograms of oxygen are required to form 2.86 kg of copper(I) oxide?**

**PLAN:**



## Sample Problem 3.16



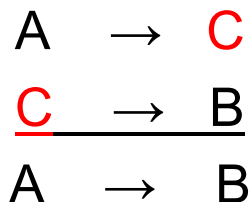
$$2.86 \text{ kg } \cancel{\text{Cu}_2\text{O}} \times \frac{10^3 \text{ g}}{1 \text{ kg}} \times \frac{1 \text{ mol } \text{Cu}_2\text{O}}{143.10 \text{ g } \cancel{\text{Cu}_2\text{O}}} = 20.0 \text{ mol } \text{Cu}_2\text{O}$$

$$20.0 \text{ mol } \cancel{\text{Cu}_2\text{O}} \times \frac{3 \text{ mol } \cancel{\text{O}_2}}{2 \text{ mol } \cancel{\text{Cu}_2\text{O}}} \times \frac{32.00 \text{ g } \cancel{\text{O}_2}}{1 \text{ mol } \cancel{\text{O}_2}} \times \frac{1 \text{ kg}}{10^3 \text{ g}} = \mathbf{0.959 \text{ kg } \text{O}_2}$$



## Reactions in Sequence

- Reactions often occur in sequence.
- The product of one reaction becomes a reactant in the next.
- An overall reaction is written by combining the reactions;
  - any substance that forms in one reaction and reacts in the next can be eliminated.





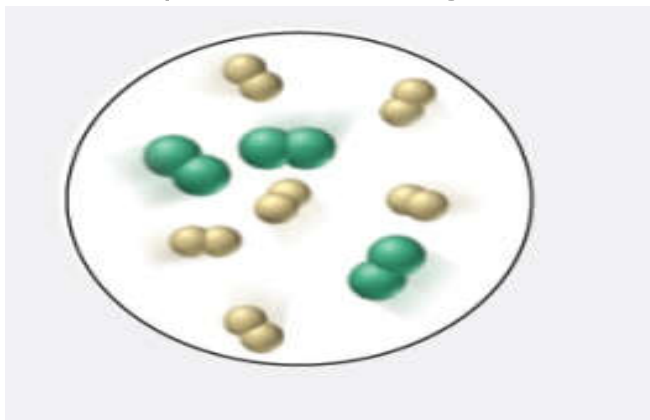
# Limiting Reactants

- So far we have assumed that reactants are present in the correct amounts to react completely.
- In reality, one reactant may *limit* the amount of product that can form.
- The *limiting* reactant will be completely used up in the reaction.
- The reactant that is *not* limiting is in *excess* – some of this reactant will be left over.



**Sample Problem 3.17****Using Molecular Depictions in a Limiting-Reactant Problem**

**PROBLEM:** Chlorine trifluoride, an extremely reactive substance, is formed as a gas by the reaction of elemental chlorine and fluorine. The molecular scene shows a representative portion of the reaction mixture before the reaction starts. (Chlorine is green, and fluorine is yellow.)

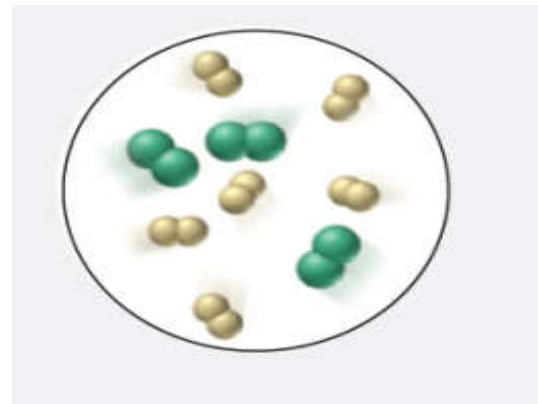


- Find the limiting reactant.
- Write a reaction table for the process.
- Draw a representative portion of the mixture after the reaction is complete. (Hint: The ClF<sub>3</sub> molecule has 1 Cl atom bonded to 3 individual F atoms).



**Sample Problem 3.17**

**SOLUTION:** The balanced equation is  $\text{Cl}_2 (g) + 3\text{F}_2 (g) \rightarrow 2\text{ClF}_3 (g)$



There are 3 molecules of  $\text{Cl}_2$  and 6 molecules of  $\text{F}_2$  depicted:

$$3 \text{ molecules } \text{Cl}_2 \times \frac{2 \text{ molecules } \text{ClF}_3}{1 \text{ molecule } \text{Cl}_2} = 6 \text{ molecules } \text{ClF}_3$$

$$6 \text{ molecules } \text{F}_2 \times \frac{2 \text{ molecules } \text{ClF}_3}{3 \text{ molecule } \text{Cl}_2} = 4 \text{ molecules } \text{ClF}_3$$

**Since the given amount of  $\text{F}_2$  can form less product, it is the limiting reactant.**



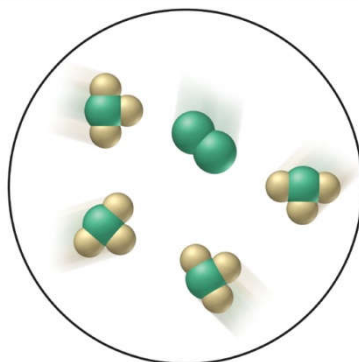
### Sample Problem 3.17

We use the amount of  $F_2$  to determine the “change” in the reaction table, since  $F_2$  is the limiting reactant:

<b>Molecules</b>	<b><math>Cl_2 (g)</math></b>	<b>+</b>	<b><math>3F_2 (g)</math></b>	<b>→</b>	<b><math>2ClF_3 (g)</math></b>
Initial	3		6		0
Change	-2		-6		+4
Final	1		0		4

The final reaction scene shows that all the  $F_2$  has reacted and that there is  $Cl_2$  left over. 4 molecules of  $ClF_3$  have formed:

Copyright © The McGraw-Hill Companies, Inc. Permission required for reproduction or display.



**Sample Problem 3.18**

**Calculating Quantities in a Limiting-Reactant Problem: Amount to Amount**

**PROBLEM:** In another preparation of  $\text{ClF}_3$ , 0.750 mol of  $\text{Cl}_2$  reacts with 3.00 mol of  $\text{F}_2$ .

- (a) Find the limiting reactant.
- (b) Write a reaction table.

**PLAN:** Find the limiting reactant by calculating the amount (mol) of  $\text{ClF}_3$  that can be formed from each given amount of reactant. Use this information to construct a reaction table.

**SOLUTION:** The balanced equation is  $\text{Cl}_2 (g) + 3\text{F}_2 (g) \rightarrow 2\text{ClF}_3 (g)$

$$0.750 \text{ mol } \cancel{\text{Cl}_2} \times \frac{2 \text{ mol } \text{ClF}_3}{1 \text{ mol } \cancel{\text{Cl}_2}} = 1.50 \text{ mol } \text{ClF}_3$$

$$3.00 \text{ mol } \cancel{\text{F}_2} \times \frac{2 \text{ mol } \text{ClF}_3}{3 \text{ mol } \cancel{\text{F}_2}} = 2.00 \text{ mol } \text{ClF}_3$$

**$\text{Cl}_2$  is limiting, because it yields less  $\text{ClF}_3$ .**



<b>Sample Problem 3.18</b>
----------------------------

All the  $\text{Cl}_2$  reacts since this is the limiting reactant. For every 1  $\text{Cl}_2$  that reacts, 3  $\text{F}_2$  will react, so  $3(0.750)$  or 2.25 moles of  $\text{F}_2$  reacts.

<b>Moles</b>	<b><math>\text{Cl}_2 (g)</math></b>	<b>+</b>	<b><math>3\text{F}_2 (g)</math></b>	<b><math>\rightarrow</math></b>	<b><math>2\text{ClF}_3 (g)</math></b>
Initial	0.750		3.00		0
Change	<b>-0.750</b>		- 2.25		+1.50
Final	0		0.75		1.50



**Sample Problem 3.19****Calculating Quantities in a Limiting-Reactant Problem: Mass to Mass**

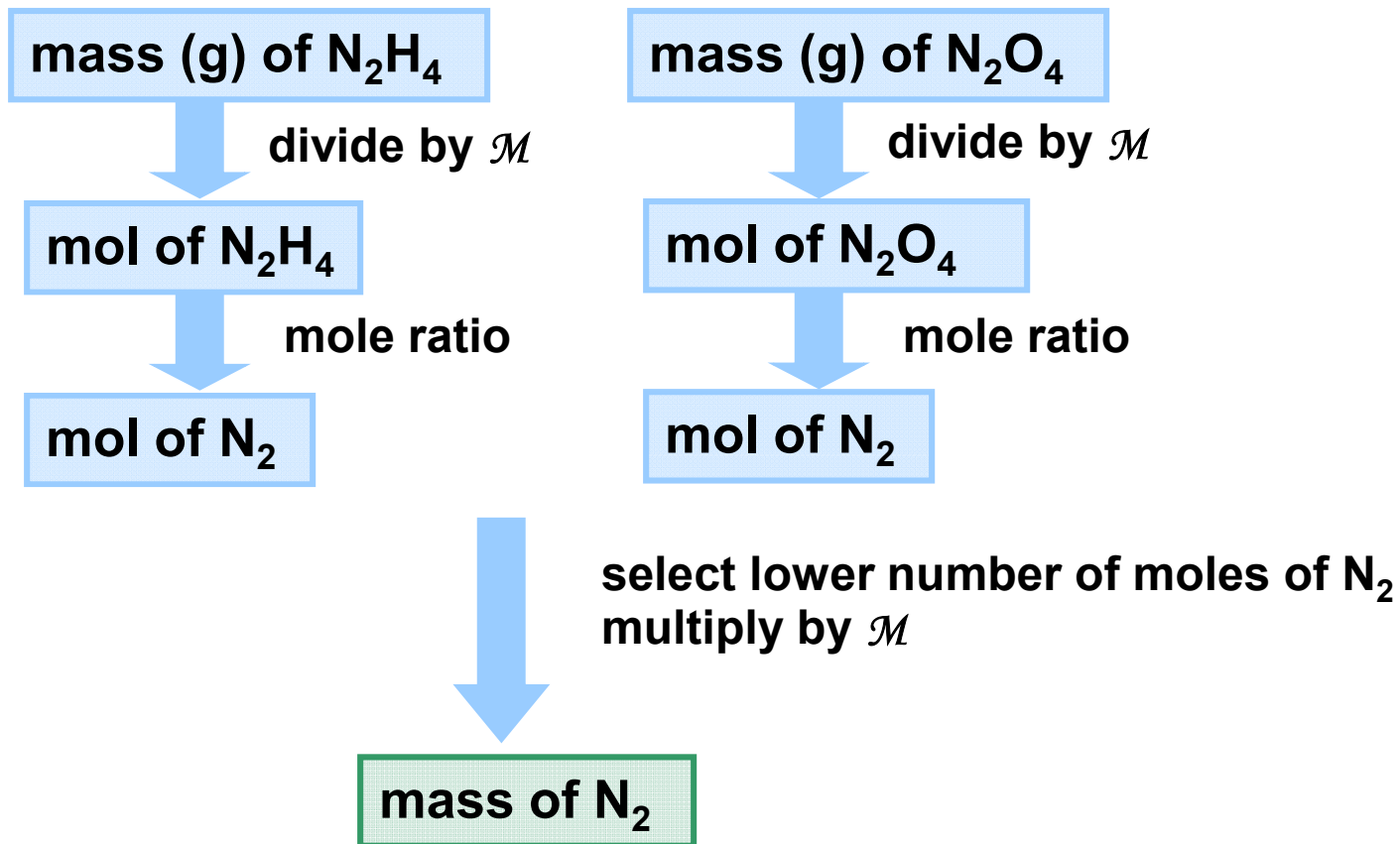
**PROBLEM:** A fuel mixture used in the early days of rocketry consisted of two liquids, hydrazine ( $\text{N}_2\text{H}_4$ ) and dinitrogen tetroxide ( $\text{N}_2\text{O}_4$ ), which ignite on contact to form nitrogen gas and water vapor.

- (a) How many grams of nitrogen gas form when  $1.00 \times 10^2$  g of  $\text{N}_2\text{H}_4$  and  $2.00 \times 10^2$  g of  $\text{N}_2\text{O}_4$  are mixed?
- (b) Write a reaction table for this process.

**PLAN:** Find the limiting reactant by calculating the amount (mol) of  $\text{N}_2$  that can be formed from each given mass of reactant. Use this information to construct a reaction table.

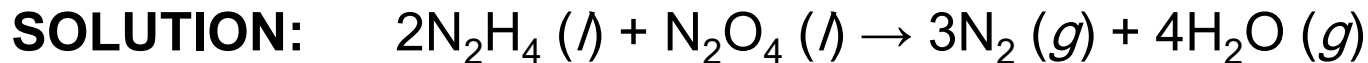


### Sample Problem 3.19





### Sample Problem 3.19



$$\text{For } \text{N}_2\text{H}_4: 1.00 \times 10^2 \text{ g } \cancel{\text{N}_2\text{H}_4} \times \frac{1 \text{ mol } \text{N}_2\text{H}_4}{32.05 \text{ g } \cancel{\text{N}_2\text{H}_4}} = 3.12 \text{ mol } \text{N}_2\text{H}_4$$

$$3.12 \text{ mol } \cancel{\text{N}_2\text{H}_4} \times \frac{3 \text{ mol } \text{N}_2}{2 \text{ mol } \cancel{\text{N}_2\text{H}_4}} = 4.68 \text{ mol } \text{N}_2$$

$$\text{For } \text{N}_2\text{O}_4: 2.00 \times 10^2 \text{ g } \cancel{\text{N}_2\text{O}_4} \times \frac{1 \text{ mol } \text{N}_2\text{O}_4}{92.02 \text{ g } \cancel{\text{N}_2\text{O}_4}} = 2.17 \text{ mol } \text{N}_2$$

$$2.17 \text{ mol } \cancel{\text{N}_2\text{O}_4} \times \frac{3 \text{ mol } \text{N}_2}{1 \text{ mol } \cancel{\text{N}_2\text{O}_4}} = 6.51 \text{ mol } \text{N}_2$$

$\text{N}_2\text{H}_4$  is limiting and only 4.68 mol of  $\text{N}_2$  can be produced:

$$4.68 \text{ mol } \cancel{\text{N}_2} \times \frac{28.02 \text{ g } \text{N}_2}{1 \text{ mol } \cancel{\text{N}_2}} = \boxed{131 \text{ g } \text{N}_2}$$



### Sample Problem 3.19

All the  $\text{N}_2\text{H}_4$  reacts since it is the limiting reactant. For every 2 moles of  $\text{N}_2\text{H}_4$  that react 1 mol of  $\text{N}_2\text{O}_4$  reacts and 3 mol of  $\text{N}_2$  form:

$$3.12 \text{ mol } \cancel{\text{N}_2\text{H}_4} \times \frac{1 \text{ mol } \text{N}_2\text{O}_4}{2 \text{ mol } \cancel{\text{N}_2\text{H}_4}} = 1.56 \text{ mol } \text{N}_2\text{O}_4 \text{ reacts}$$

Moles	$2\text{N}_2\text{H}_4 (\text{l})$	+	$\text{N}_2\text{O}_4 (\text{l})$	$\rightarrow$	$3\text{N}_2 (\text{g})$	+	$4\text{H}_2\text{O} (\text{g})$
Initial	3.12		2.17		0		0
Change	<b>-3.12</b>		<b>-1.56</b>		<b>+4.68</b>		+6.24
Final	0		0.61		4.68		6.24



## Reaction Yields

The **theoretical yield** is the amount of product calculated using the molar ratios from the balanced equation.

The **actual yield** is the amount of product actually obtained.

The actual yield is usually less than the theoretical yield.

$$\% \text{ yield} = \frac{\text{actual yield}}{\text{theoretical yield}} \times 100$$

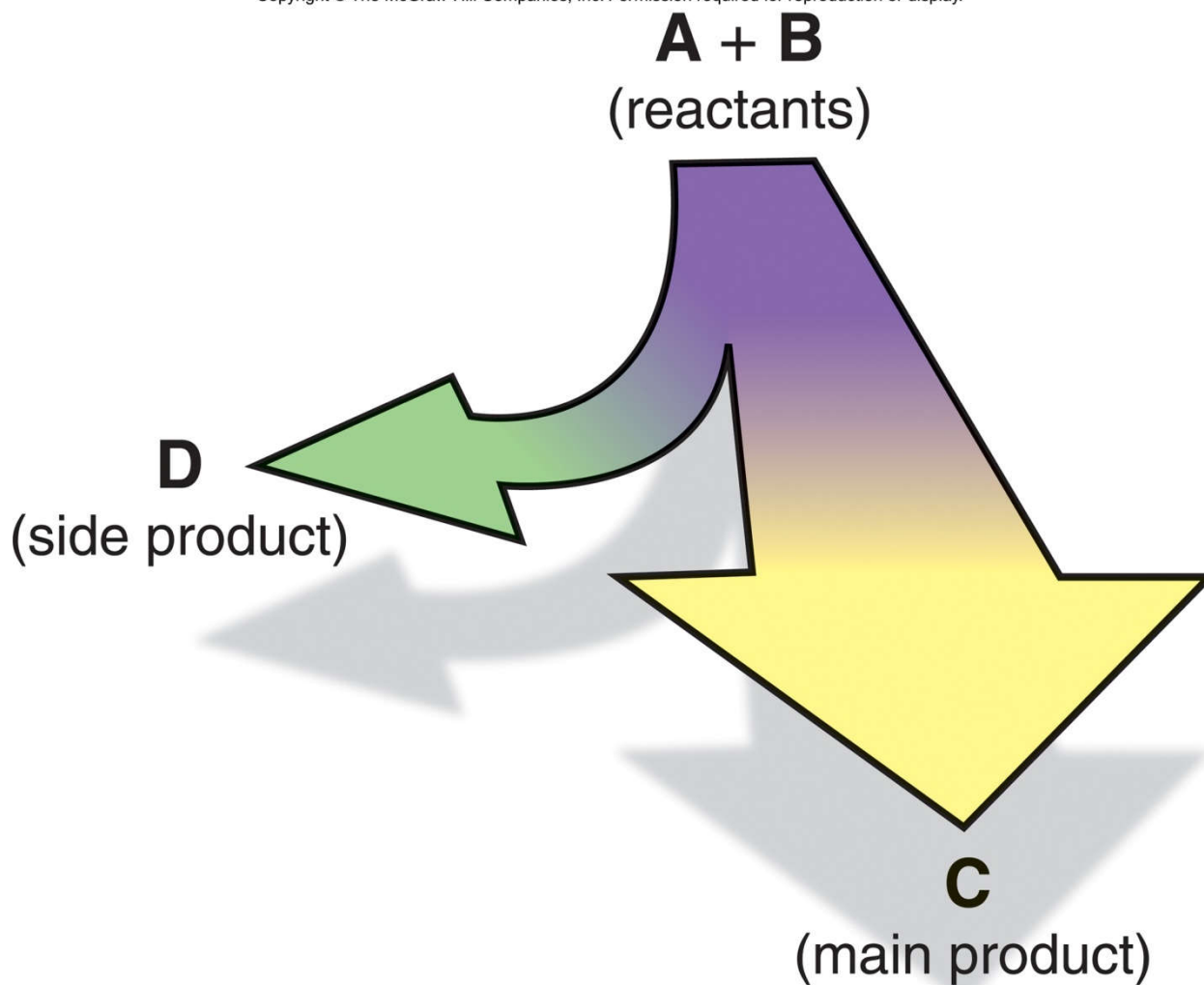
Can expressed in moles or grams



**Figure 3.8**

**The effect of side reactions on the yield of the main product.**

Copyright © The McGraw-Hill Companies, Inc. Permission required for reproduction or display.



**Sample Problem 3.20****Calculating Percent Yield**

**PROBLEM:** Silicon carbide (SiC) is made by reacting sand (silicon dioxide, SiO<sub>2</sub>) with powdered carbon at high temperature. Carbon monoxide is also formed. What is the percent yield if 51.4 kg of SiC is recovered from processing 100.0 kg of sand?

**PLAN:**

write balanced equation

find mol reactant

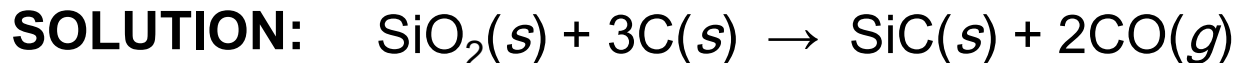
find mol product

find g product predicted

percent yield



<b>Sample Problem 3.20</b>
----------------------------



What is the percent yield if 51.4 kg of SiC is recovered from processing 100.0 kg of sand?

$$100.0 \text{ kg } \cancel{\text{SiO}_2} \times \frac{10^3 \text{ g}}{1 \text{ kg}} \times \frac{1 \text{ mol } \text{SiO}_2}{60.09 \text{ g } \cancel{\text{SiO}_2}} = 1664 \text{ mol } \text{SiO}_2$$

$$\text{mol } \text{SiO}_2 = \text{mol } \text{SiC} = 1664 \text{ mol } \text{SiC}$$

$$1664 \text{ mol } \cancel{\text{SiC}} \times \frac{40.10 \text{ g } \cancel{\text{SiC}}}{1 \text{ mol } \cancel{\text{SiC}}} \times \frac{1 \text{ kg}}{10^3 \text{ g}} = 66.73 \text{ kg}$$

$$\frac{51.4 \text{ kg}}{66.73 \text{ kg}} \times 100 = \boxed{77.0\%}$$



# Solution Stoichiometry

- Many reactions occur in solution.
- A solution consists of one or more solutes dissolved in a ***solvent***.
- The ***concentration*** of a solution is given by the quantity of solute present in a given quantity of solution.
- ***Molarity*** ( $M$ ) is often used to express concentration.

$$\text{Molarity} = \frac{\text{moles solute}}{\text{liters of solution}}$$

$$M = \frac{\text{mol solute}}{\text{L soln}}$$



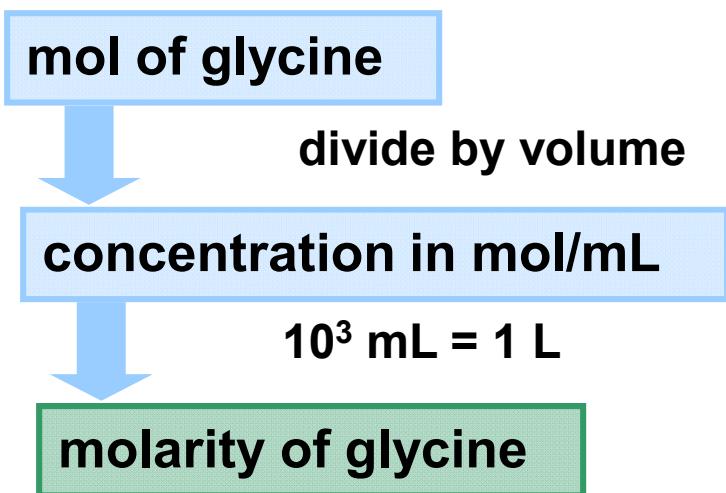
## Sample Problem 3.21

## Calculating the Molarity of a Solution

**PROBLEM:** What is the molarity of an aqueous solution that contains 0.715 mol of glycine ( $\text{H}_2\text{NCH}_2\text{COOH}$ ) in 495 mL?

**PLAN:**

Molarity is the number of moles of solute per liter of solution.



**SOLUTION:**

$$\frac{0.715 \text{ mol glycine}}{495 \text{ mL soln}} \times \frac{1000 \text{ mL}}{1 \text{ L}}$$

$$= 1.44 \text{ M glycine}$$

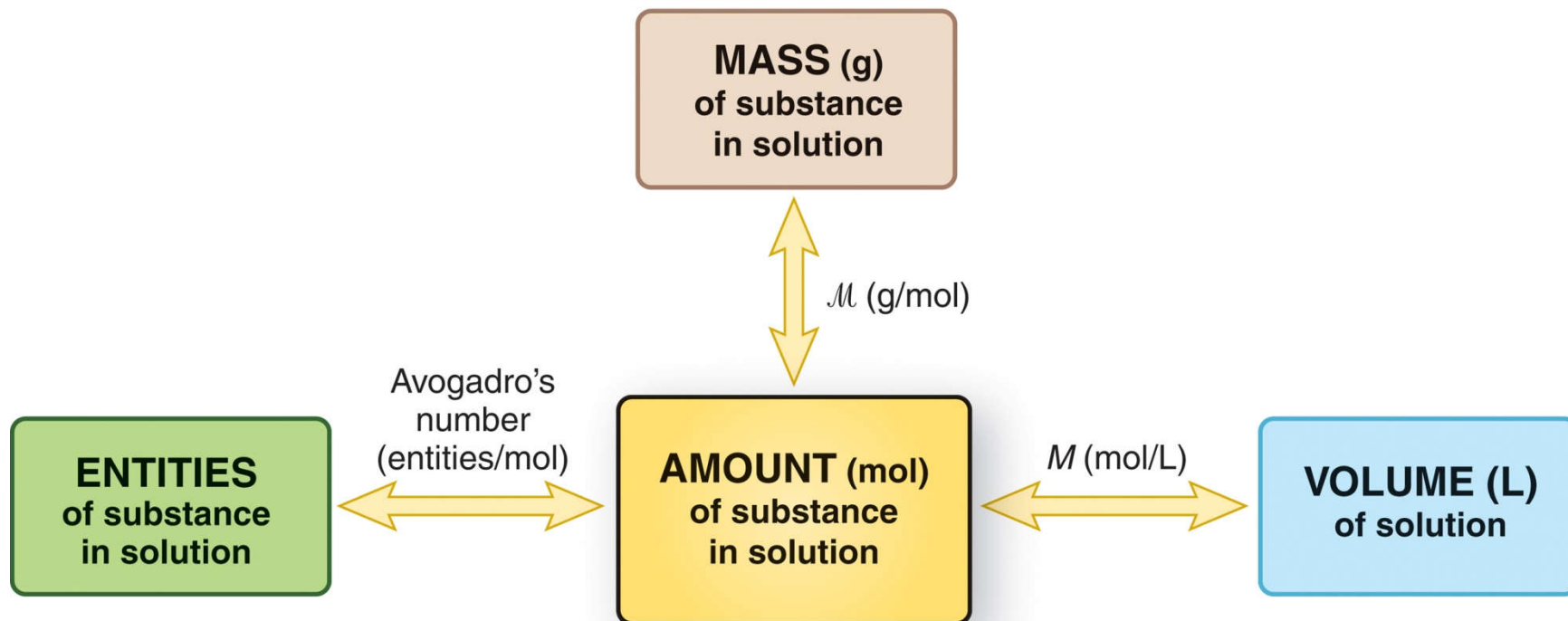




Figure 3.9

# Summary of mass-mole-number-volume relationships in solution.

Copyright © The McGraw-Hill Companies, Inc. Permission required for reproduction or display.



***$M \times V = \# \text{ of moles}$***



### Sample Problem 3.22

## Calculating Mass of Solute in a Given Volume of Solution

**PROBLEM:** How many grams of solute are in 1.75 L of 0.460 *M* sodium monohydrogen phosphate buffer solution?

**PLAN:** Calculate the moles of solute using the given molarity and volume. Convert moles to mass using the molar mass of the solute.

volume of solution

multiply by *M*

moles of solute

multiply by *M*

grams of solute

**SOLUTION:**

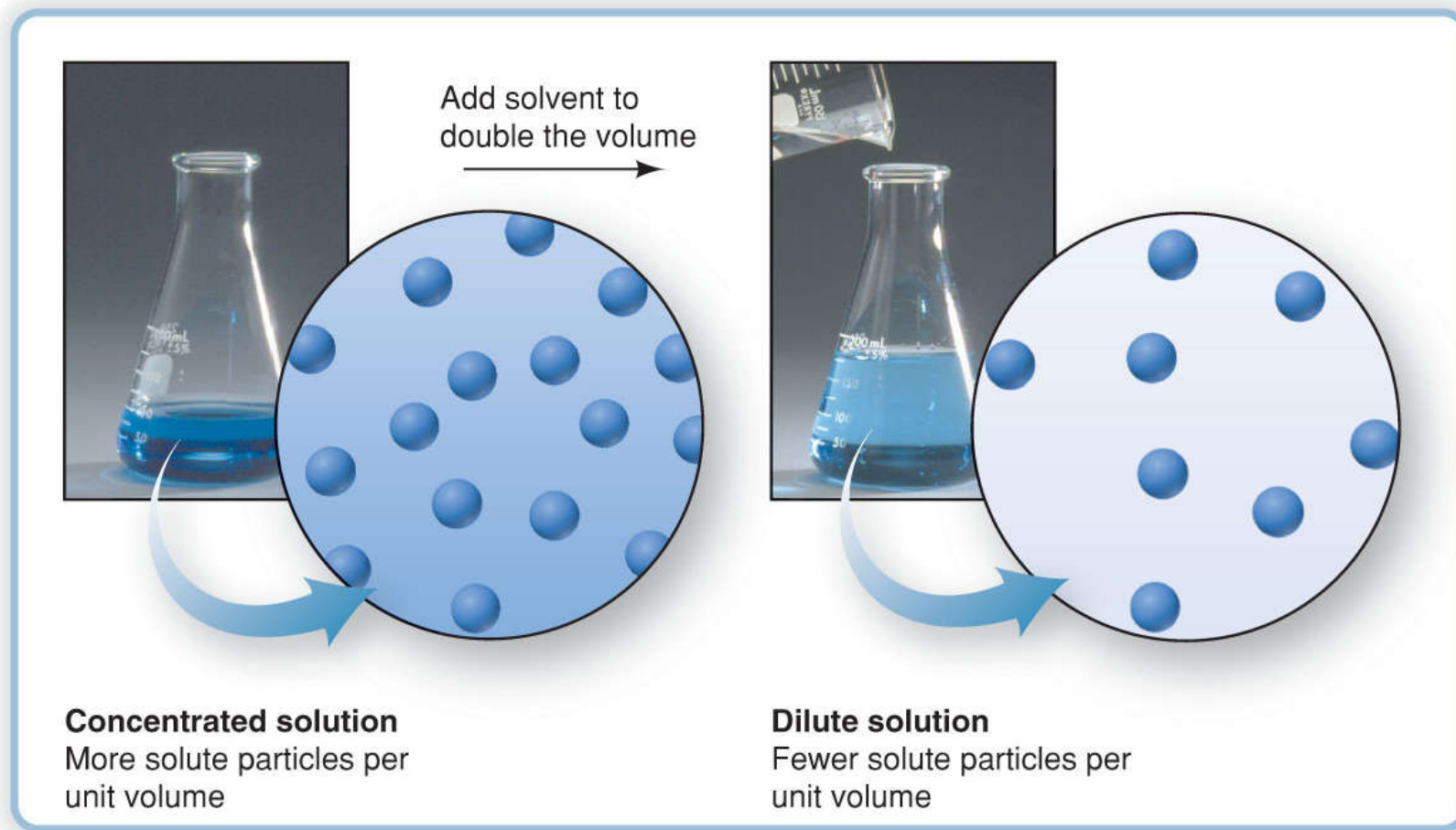
$$1.75 \cancel{\text{L}} \times \frac{0.460 \text{ moles}}{1 \cancel{\text{L}}} = 0.805 \text{ mol Na}_2\text{HPO}_4$$

$$0.805 \cancel{\text{ mol Na}_2\text{HPO}_4} \times \frac{141.96 \text{ g Na}_2\text{HPO}_4}{1 \cancel{\text{ mol Na}_2\text{HPO}_4}} = 114 \text{ g Na}_2\text{HPO}_4$$



## Figure 3.10 Converting a concentrated solution to a dilute solution.

Copyright © The McGraw-Hill Companies, Inc. Permission required for reproduction or display.



© The McGraw-Hill Companies, Inc./Stephen Frisch Photographer.



## Sample Problem 3.23

### Preparing a Dilute Solution from a Concentrated Solution

**PROBLEM:** “Isotonic saline” is a 0.15  $M$  aqueous solution of NaCl. How would you prepare 0.80 L of isotonic saline from a 6.0  $M$  stock solution?

**PLAN:** To dilute a concentrated solution, we add only solvent, so the *moles of solute are the same in both solutions*. The volume and molarity of the dilute solution gives us the moles of solute. Then we calculate the volume of concentrated solution that contains the same number of moles.

volume of dilute soln

multiply by  $M$  of dilute soln

moles of NaCl in dilute soln =  
mol NaCl in concentrated soln

divide by  $M$  of concentrated soln

L of concentrated soln



## Sample Problem 3.23

$$M_{\text{dil}} \times V_{\text{dil}} = \# \text{ mol solute} = M_{\text{conc}} \times V_{\text{conc}}$$

### SOLUTION:

Using the volume and molarity for the dilute solution:

$$0.80 \text{ L soln} \times \frac{0.15 \text{ mol NaCl}}{1 \text{ L soln}} = 0.12 \text{ mol NaCl}$$

Using the moles of solute and molarity for the concentrated solution:

$$0.12 \text{ mol NaCl} \times \frac{1 \text{ L soln}}{6.0 \text{ mol NaCl}} = 0.020 \text{ L soln}$$

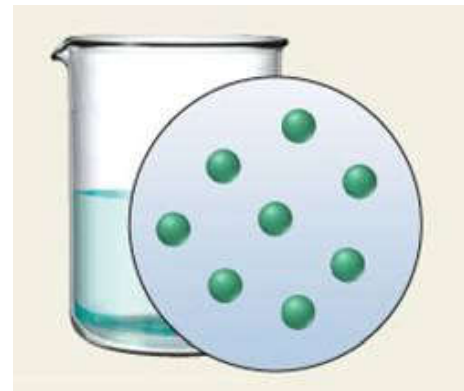
**A 0.020 L portion of the concentrated solution must be diluted to a final volume of 0.80 L.**



**Sample Problem 3.24****Visualizing Changes in Concentration**

**PROBLEM:** The beaker and circle represent a unit volume of solution. **Draw the solution after each of these changes:**

- (a) For every 1 mL of solution, 1 mL of solvent is added.
- (b) One third of the volume of the solution is boiled off.



**PLAN:** Only the volume of the solution changes; the total number of moles of solute remains the same. Find the new volume and calculate the number of moles of solute per unit volume.



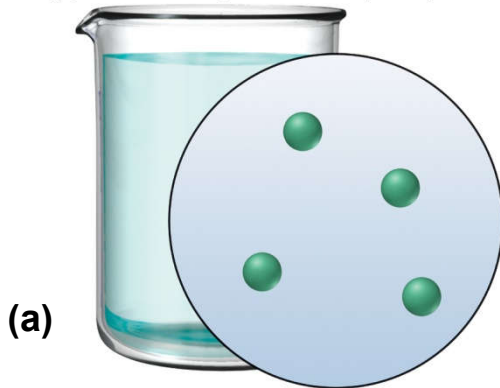
## Sample Problem 3.24

**SOLUTION:**  $N_{\text{dil}} \times V_{\text{dil}} = N_{\text{conc}} \times V_{\text{conc}}$   
 where  $N$  is the number of particles.

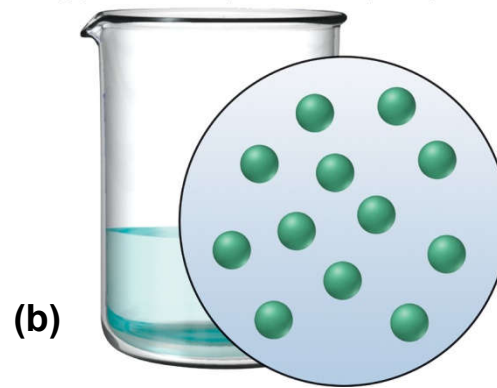
(a) 
$$N_{\text{dil}} = N_{\text{conc}} \times \frac{V_{\text{conc}}}{V_{\text{dil}}} = 8 \text{ particles} \times \frac{1 \text{ mL}}{2 \text{ mL}} = 4 \text{ particles}$$

(b) 
$$N_{\text{conc}} = N_{\text{dil}} \times \frac{V_{\text{dil}}}{V_{\text{conc}}} = 8 \text{ particles} \times \frac{1 \text{ mL}}{\frac{2}{3} \text{ mL}} = 12 \text{ particles}$$

Copyright © The McGraw-Hill Companies, Inc. Permission required for reproduction or display.



Copyright © The McGraw-Hill Companies, Inc. Permission required for reproduction or display.

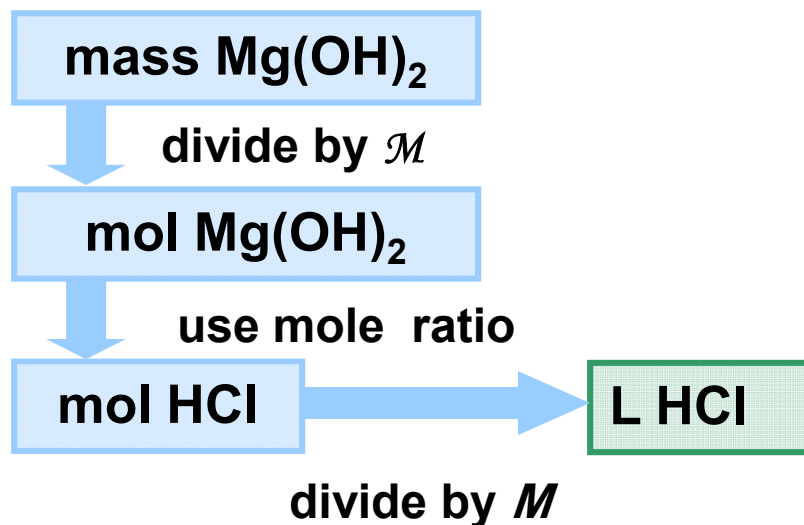


## Sample Problem 3.25

### Calculating Quantities of Reactants and Products for a Reaction in Solution

**PROBLEM:** A 0.10  $M$  HCl solution is used to simulate the acid concentration of the stomach. How many liters of “stomach acid” react with a tablet containing 0.10 g of magnesium hydroxide?

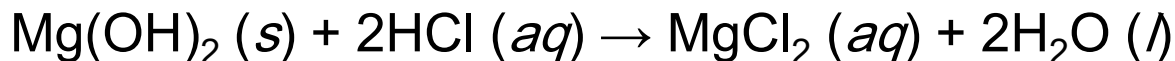
**PLAN:** Write a balanced equation and convert the mass of  $Mg(OH)_2$  to moles. Use the mole ratio to determine the moles of HCl, then convert to volume using molarity.





## Sample Problem 3.25

### SOLUTION:



$$0.10 \text{ g } \cancel{\text{Mg(OH)}_2} \times \frac{1 \text{ mol } \text{Mg(OH)}_2}{58.33 \text{ g } \cancel{\text{Mg(OH)}_2}} = 1.7 \times 10^{-3} \text{ mol } \text{Mg(OH)}_2$$

$$= 1.7 \times 10^{-3} \text{ mol } \cancel{\text{Mg(OH)}_2} \times \frac{2 \text{ mol } \text{HCl}}{1 \text{ mol } \cancel{\text{Mg(OH)}_2}} = 3.4 \times 10^{-3} \text{ mol } \text{HCl}$$

$$3.4 \times 10^{-3} \text{ mol } \cancel{\text{HCl}} \times \frac{1 \text{ L } \text{HCl soln}}{0.10 \text{ mol } \cancel{\text{HCl}}} = \boxed{3.4 \times 10^{-2} \text{ L } \text{HCl}}$$

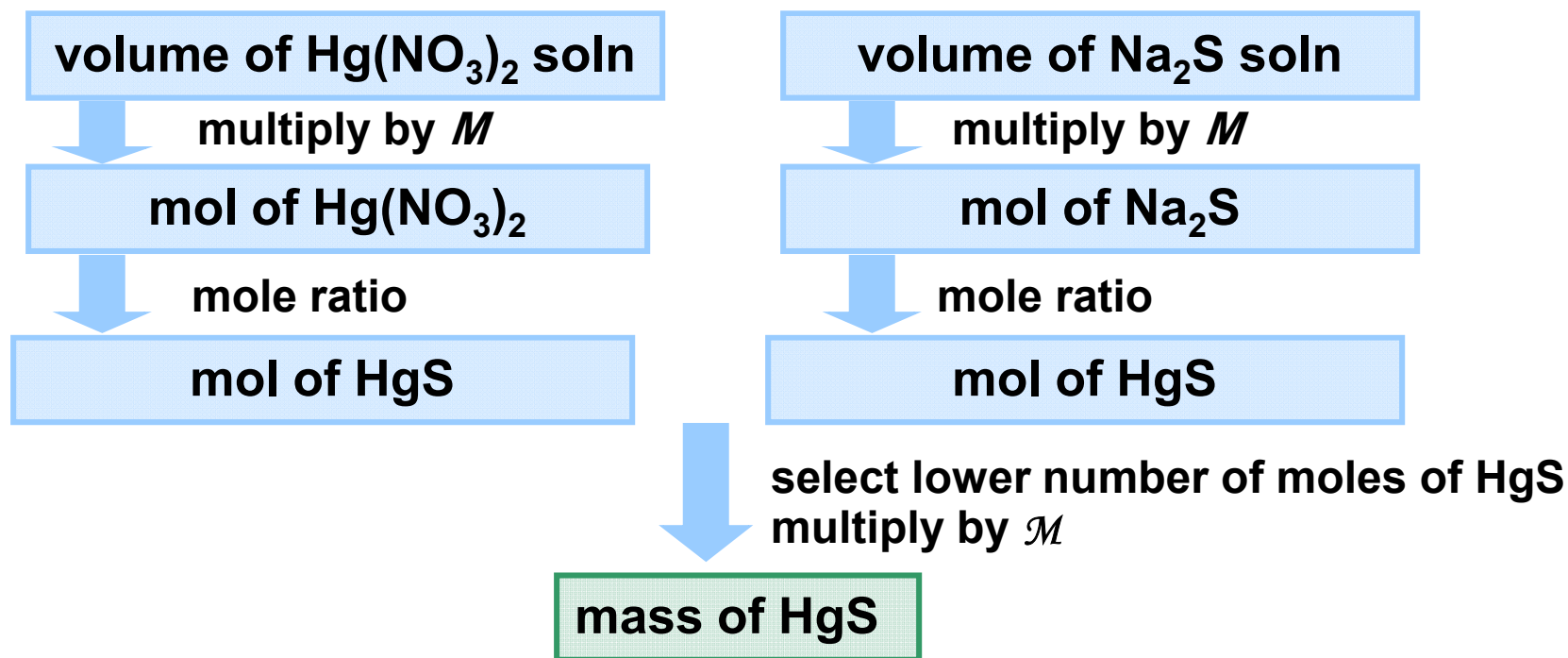


## Sample Problem 3.26

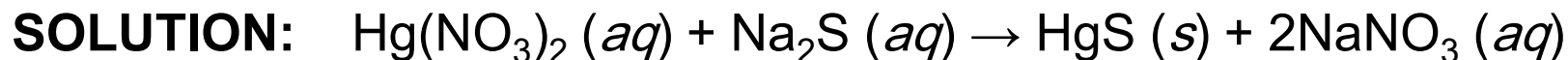
## Solving Limiting-Reactant Problems for Reactions in Solution

**PROBLEM:** In a simulation mercury removal from industrial wastewater, 0.050 L of 0.010 *M* mercury(II) nitrate reacts with 0.020 L of 0.10 *M* sodium sulfide. How many grams of mercury(II) sulfide form? Write a reaction table for this process.

**PLAN:** Write a balanced chemical reaction. Determine limiting reactant. Calculate the grams of mercury(II) sulfide product.



### Sample Problem 3.26



$$0.050 \text{ L } \cancel{\text{Hg}(\text{NO}_3)_2} \times \frac{0.010 \text{ mol } \cancel{\text{Hg}(\text{NO}_3)_2}}{1 \text{ L } \cancel{\text{Hg}(\text{NO}_3)_2}} \times \frac{1 \text{ mol HgS}}{1 \text{ mol } \cancel{\text{Hg}(\text{NO}_3)_2}}$$

$$= 5.0 \times 10^{-4} \text{ mol HgS}$$

$$0.020 \text{ L } \cancel{\text{Na}_2\text{S}} \times \frac{0.10 \text{ mol } \cancel{\text{Na}_2\text{S}}}{1 \text{ L } \cancel{\text{Na}_2\text{S}}} \times \frac{1 \text{ mol HgS}}{1 \text{ mol } \cancel{\text{Na}_2\text{S}}} = 2.0 \times 10^{-3} \text{ mol HgS}$$

$\text{Hg}(\text{NO}_3)_2$  is the limiting reactant because it yields less  $\text{HgS}$ .

$$5.0 \times 10^{-4} \text{ mol } \cancel{\text{HgS}} \times \frac{232.7 \text{ g HgS}}{1 \text{ mol } \cancel{\text{HgS}}} = \mathbf{0.12 \text{ g HgS}}$$

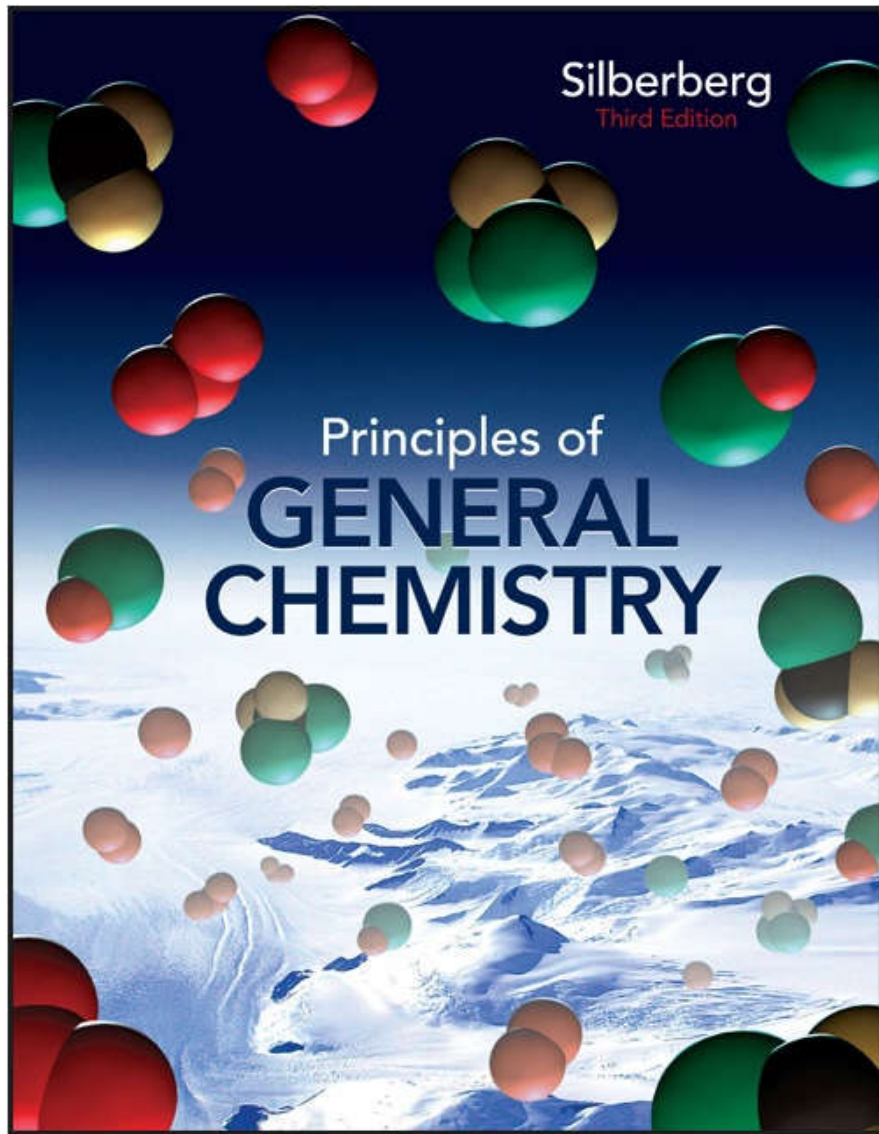


<b>Sample Problem 3.26</b>
----------------------------

The reaction table is constructed using the amount of  $\text{Hg}(\text{NO}_3)_2$  to determine the changes, since it is the limiting reactant.

<b>Amount</b>	<b><math>\text{Hg}(\text{NO}_3)_2 (aq) +</math></b>	<b><math>\text{Na}_2\text{S} (aq) \rightarrow</math></b>	<b><math>\text{HgS} (s) +</math></b>	<b><math>2\text{NaNO}_3 (aq)</math></b>
Initial	$5.0 \times 10^{-4}$	$2.0 \times 10^{-3}$	0	0
Change	$-5.0 \times 10^{-4}$	$-5.0 \times 10^{-4}$	$+5.0 \times 10^{-4}$	$+1.0 \times 10^{-3}$
Final	0	$1.5 \times 10^{-3}$	$5.0 \times 10^{-4}$	$+1.0 \times 10^{-3}$





# Chapter 05

## Lecture Outline

See separate *Image PowerPoint* slides for all figures and tables pre-inserted into PowerPoint without notes.



# Chapter 5

## Gases and the Kinetic-Molecular Theory



# **Gases and the Kinetic Molecular Theory**

**5.1 An Overview of the Physical States of Matter**

**5.2 Gas Pressure and Its Measurement**

**5.3 The Gas Laws and Their Experimental Foundations**

**5.4 Rearrangements of the Ideal Gas Law**

**5.5 The Kinetic-Molecular Theory: A Model for Gas Behavior**

**5.6 Real Gases: Deviations from Ideal Behavior**



# An Overview of the Physical States of Matter

Distinguishing gases from liquids and solids.

- Gas volume changes significantly with pressure.
  - Solid and liquid volumes are not greatly affected by pressure.
- Gas volume changes significantly with temperature.
  - Gases expand when heated and shrink when cooled.
  - The volume change is 50 to 100 times greater for gases than for liquids and solids.
- Gases flow very freely.
- Gases have relatively low densities.
- Gases form a solution in any proportions.
  - Gases are freely miscible with each other.





# Figure 5.1

# The three states of matter.

Copyright © The McGraw-Hill Companies, Inc. Permission required for reproduction or display.

**Gas:** Particles are far apart, move freely, and fill the available space.

**Liquid:** Particles are close together but move around one another.

**Solid:** Particles are close together in a regular array and do not move around one another.



# Gas Pressure and its Measurement

$$\text{Pressure} = \frac{\text{force}}{\text{area}}$$



Atmospheric pressure arises from the force exerted by atmospheric gases on the earth's surface.

Atmospheric pressure decreases with altitude.



## Figure 5.2 Effect of atmospheric pressure on a familiar object.

Copyright © The McGraw-Hill Companies, Inc. Permission required for reproduction or display.



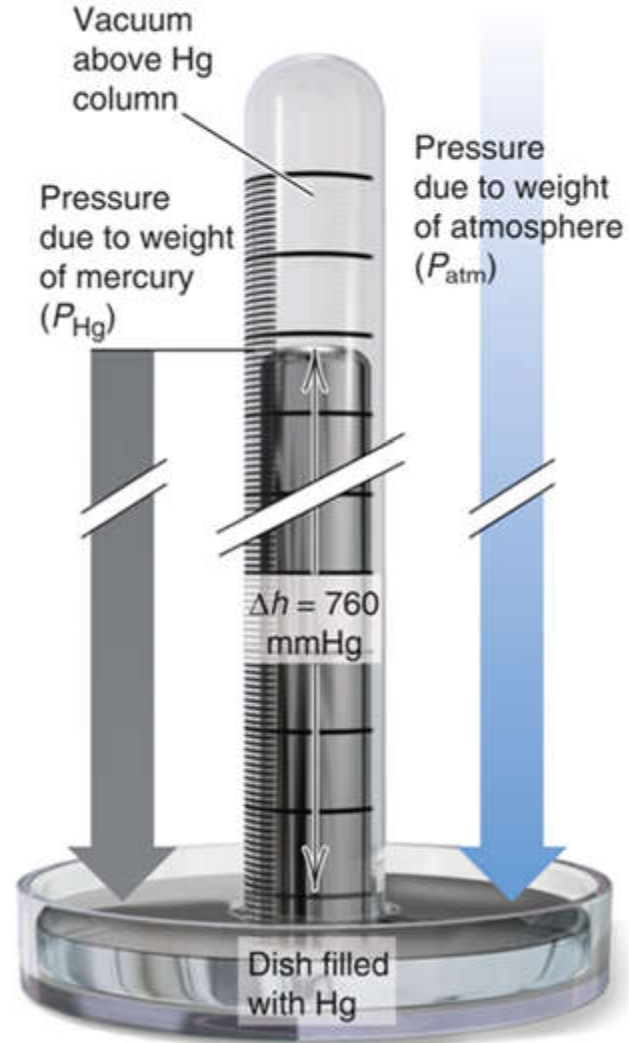
© The McGraw-Hill Companies, Inc./Stephen Frisch Photographer



# Figure 5.3 A mercury barometer.

Copyright © The McGraw-Hill Companies, Inc. Permission required for reproduction or display.

$$\frac{h_{\text{H}_2\text{O}}}{h_{\text{Hg}}} = \frac{d_{\text{Hg}}}{d_{\text{H}_2\text{O}}}$$



## Table 5.1 Common Units of Pressure

Copyright © The McGraw-Hill Companies, Inc. Permission required for reproduction or display.

Unit	Normal Atmospheric Pressure at Sea Level and 0°C
pascal (Pa); kilopascal (kPa)	$1.01325 \times 10^5$ Pa; 101.325 kPa
atmosphere (atm)	1 atm*
millimeters of mercury (mmHg)	760 mmHg*
torr	760 torr*
pounds per square inch (lb/in <sup>2</sup> or psi)	14.7 lb/in <sup>2</sup>
bar	1.01325 bar

\*This is an exact quantity; in calculations, we use as many significant figures as necessary.



## Sample Problem 5.1

## Converting Units of Pressure

**PROBLEM:** A geochemist heats a limestone ( $\text{CaCO}_3$ ) sample and collects the  $\text{CO}_2$  released in an evacuated flask attached to a closed-end manometer. After the system comes to room temperature,  $\Delta h = 291.4$  mm Hg. Calculate the  $\text{CO}_2$  pressure in torrs, atmospheres, and kilopascals.

**PLAN:** Construct conversion factors to find the other units of pressure.

$$\text{SOLUTION: } 291.4 \cancel{\text{ mmHg}} \times \frac{1 \text{ torr}}{1 \cancel{\text{ mmHg}}} = 291.4 \text{ torr}$$

$$291.4 \cancel{\text{ torr}} \times \frac{1 \text{ atm}}{760 \cancel{\text{ torr}}} = 0.3834 \text{ atm}$$

$$0.3834 \cancel{\text{ atm}} \times \frac{101.325 \text{ kPa}}{1 \cancel{\text{ atm}}} = 38.85 \text{ kPa}$$



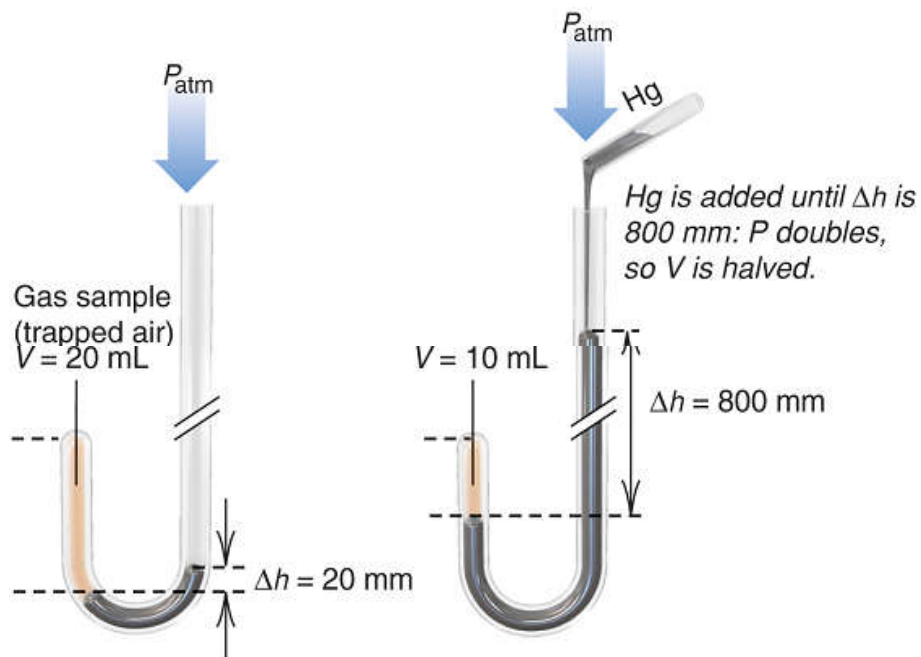
# The Gas Laws

- The gas laws describe the physical behavior of gases in terms of 4 variables:
  - pressure ( $P$ )
  - temperature ( $T$ )
  - volume ( $V$ )
  - amount (number of moles,  $n$ )
- An ***ideal gas*** is a gas that exhibits linear relationships among these variables.
- ***No ideal gas actually exists***, but most simple gases behave nearly ideally at ordinary temperatures and pressures.



**Figure 5.4**

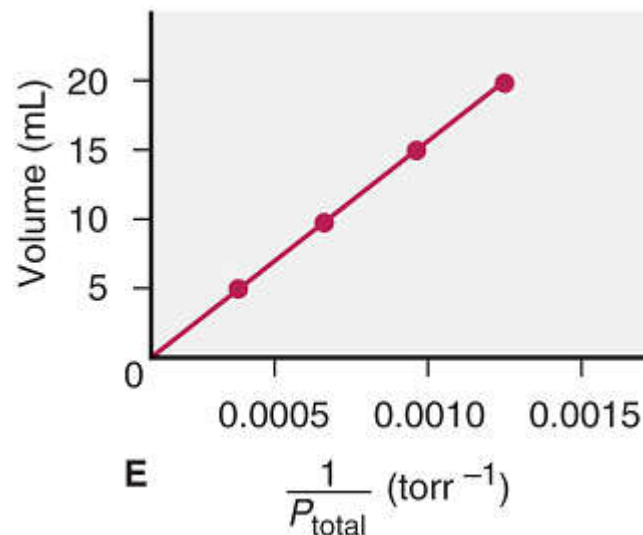
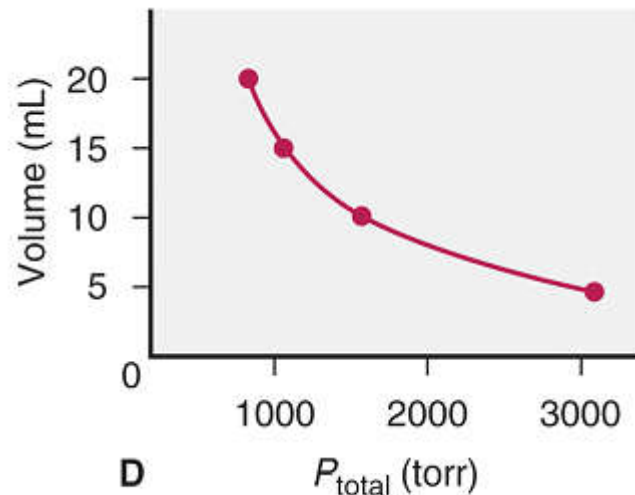
# Boyle's law, the relationship between the volume and pressure of a gas.



**A**  $P_{\text{total}} = P_{\text{atm}} + \Delta h$   
 $= 760 \text{ torr} + 20 \text{ torr}$   
 $= 780 \text{ torr}$

**B**  $P_{\text{total}} = P_{\text{atm}} + \Delta h$   
 $= 760 \text{ torr} + 800 \text{ torr}$   
 $= 1560 \text{ torr}$

V (mL)	P (torr)			$\frac{1}{P_{\text{total}}}$	PV (torr·mL)
	$\Delta h$	$+ P_{\text{atm}}$	$= P_{\text{total}}$		
20.0	20.0	760	780	0.00128	$1.56 \times 10^4$
15.0	278	760	1038	0.000963	$1.56 \times 10^4$
10.0	800	760	1560	0.000641	$1.56 \times 10^4$
5.0	2352	760	3112	0.000321	$1.56 \times 10^4$



**c**





# Boyle's Law

At constant temperature, the volume occupied by a fixed amount of gas is *inversely* proportional to the external pressure.

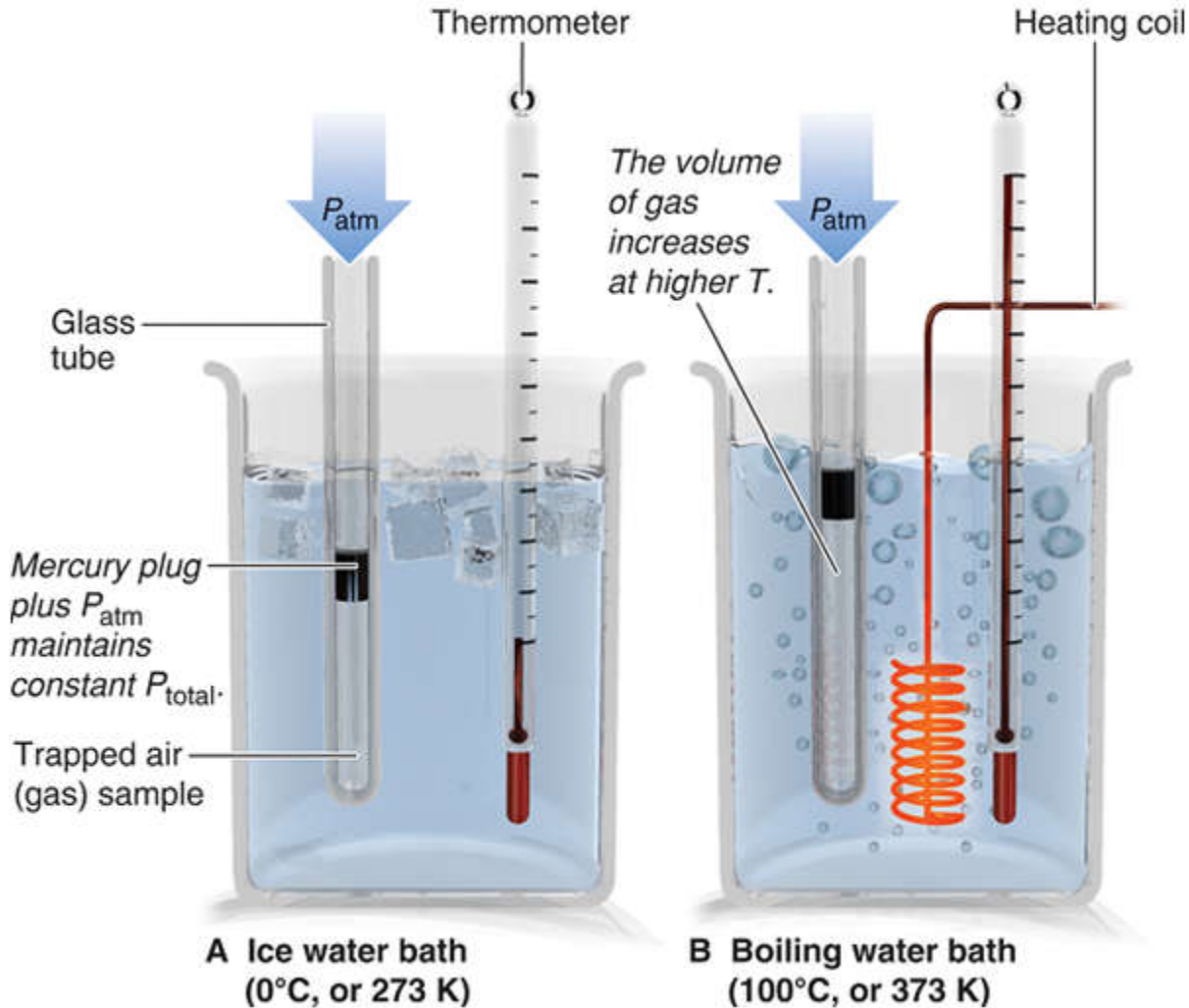
$$V \propto \frac{1}{P} \quad \text{or } PV = \text{constant}$$

**At fixed  $T$  and  $n$ ,**  
 **$P$  decreases as  $V$  increases**  
 **$P$  increases as  $V$  decreases**

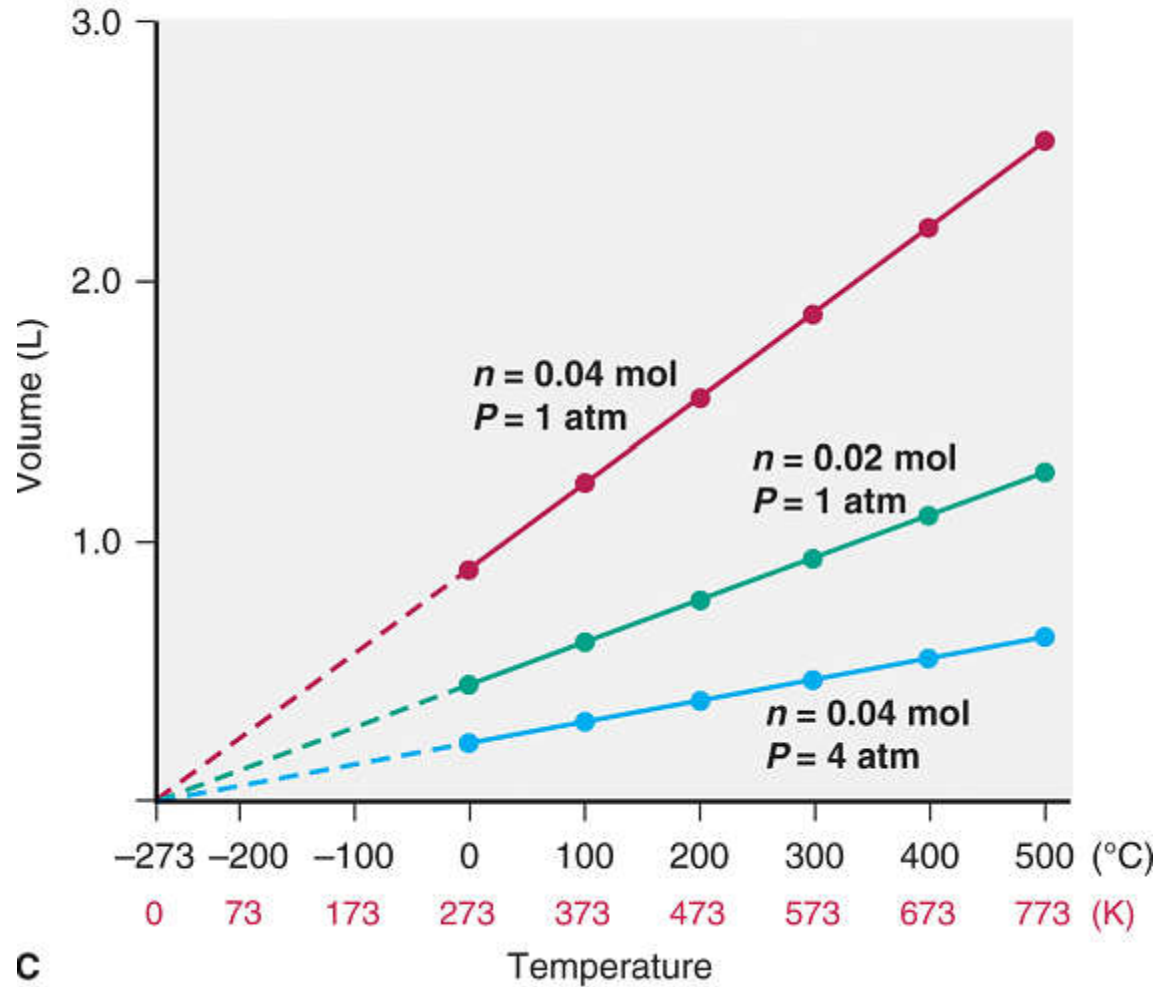


# Figure 5.5 AB Charles's law, the relationship between the volume and temperature of a gas.

Copyright © The McGraw-Hill Companies, Inc. Permission required for reproduction or display.



**Figure 5.5 C** Absolute zero (0 K) is the temperature at which an ideal gas would have a zero volume.



c



# Charles's Law

At constant pressure, the volume occupied by a fixed amount of gas is ***directly*** proportional to its absolute (Kelvin) temperature.

$$V \propto T \quad \frac{V}{T} = \text{constant}$$

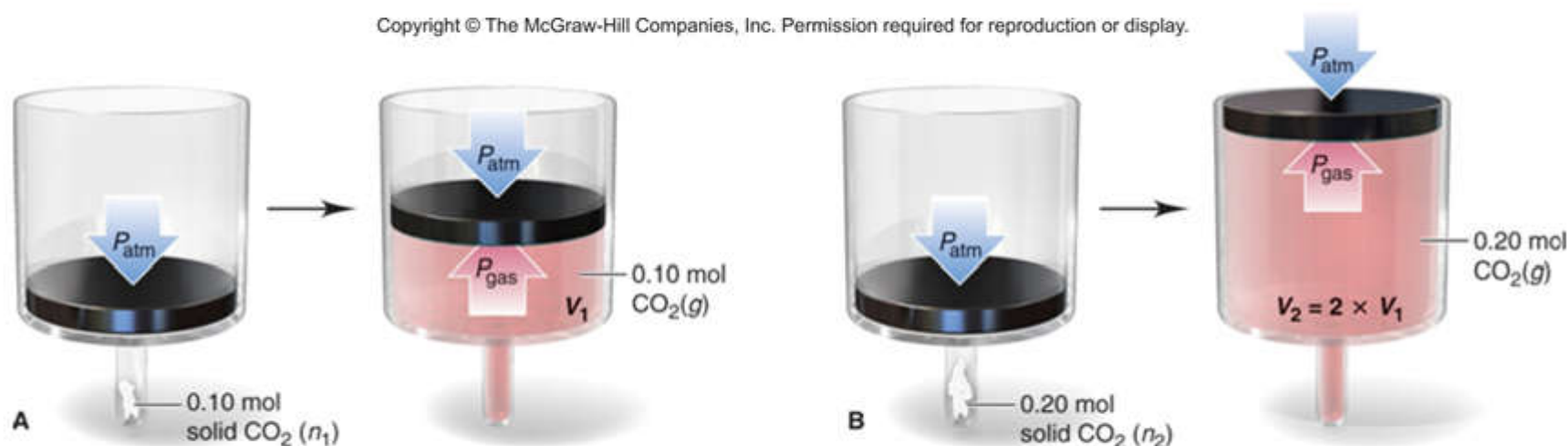
**At fixed  $T$  and  $n$ ,**  
 **$P$  decreases as  $V$  increases**  
 **$P$  increases as  $V$  decreases**



## Figure 5.6 The relationship between the volume and amount of a gas.

At fixed temperature and pressure, the volume occupied by a gas is directly proportional to the amount of gas.

Copyright © The McGraw-Hill Companies, Inc. Permission required for reproduction or display.



**Avogadro's Law:** at fixed temperature and pressure, equal volumes of *any* ideal gas contain equal numbers of particles (or moles).



# Gas Behavior at Standard Conditions

STP or **standard temperature and pressure** specifies a pressure of **1 atm (760 torr)** and a temperature of **0°C ( 273.15 K)**.

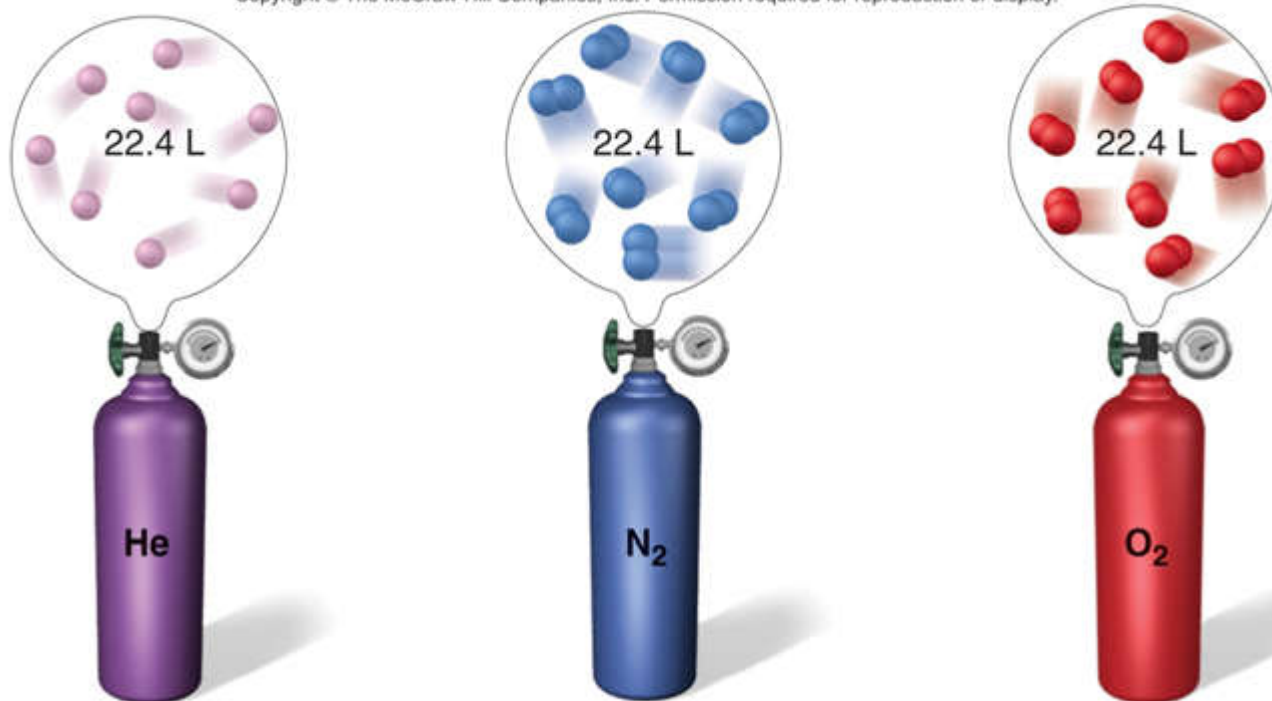
The **standard molar volume** is the volume of 1 mol of an ideal gas at STP.

Standard molar volume = 22.4141 L or **22.4 L**



# Figure 5.8 Standard molar volume.

Copyright © The McGraw-Hill Companies, Inc. Permission required for reproduction or display.



$n = 1 \text{ mol}$	$n = 1 \text{ mol}$	$n = 1 \text{ mol}$
$P = 1 \text{ atm (760 torr)}$	$P = 1 \text{ atm (760 torr)}$	$P = 1 \text{ atm (760 torr)}$
$T = 0^\circ\text{C (273 K)}$	$T = 0^\circ\text{C (273 K)}$	$T = 0^\circ\text{C (273 K)}$
$V = 22.4 \text{ L}$	$V = 22.4 \text{ L}$	$V = 22.4 \text{ L}$
Number of gas particles $= 6.022 \times 10^{23}$	Number of gas particles $= 6.022 \times 10^{23}$	Number of gas particles $= 6.022 \times 10^{23}$
Mass = 4.003 g	Mass = 28.02 g	Mass = 32.00 g
$d = 0.179 \text{ g/L}$	$d = 1.25 \text{ g/L}$	$d = 1.43 \text{ g/L}$



**Figure 5.9** The volume of 1 mol (22.4 L) of an ideal gas and of some familiar objects: 1 gal of milk (3.79 L), a basketball (7.50 L) and 2.00 L of a carbonated drink.

Copyright © The McGraw-Hill Companies, Inc. Permission required for reproduction or display.



© The McGraw-Hill Companies, Inc./Charles Winters Photographer





## The Ideal Gas Law

$$pV = nRT$$

$$R = \frac{PV}{nT} = \frac{1 \text{ atm} \times 22.414 \text{ L}}{1 \text{ mol} \times 273.15 \text{ K}} = \frac{0.0821 \text{ atm}\cdot\text{L}}{\text{mol}\cdot\text{K}}$$

$R$  is the universal gas constant;  
the numerical value of  $R$  depends on the units used.

The ideal gas law can also be expressed by the combined equation:

$$\frac{P_1 V_1}{T_1 n_1} = \frac{P_2 V_2}{T_2 n_2}$$



**Figure 5.10** The individual gas laws as special cases of the ideal gas law.

Copyright © The McGraw-Hill Companies, Inc. Permission required for reproduction or display.

# IDEAL GAS LAW

$$PV = nRT \text{ or } V = \frac{nRT}{P}$$

fixed  
 $n$  and  $T$

fixed  
 $n$  and  $P$

fixed  
 $P$  and  $T$

**Boyle's law**  
 $V = \frac{\text{constant}}{P}$

**Charles's law**  
 $V = \text{constant} \times T$

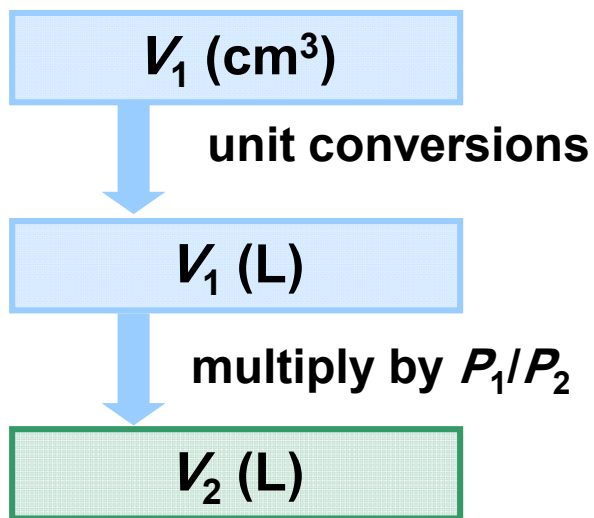
**Avogadro's law**  
 $V = \text{constant} \times n$



**Sample Problem 5.2****Applying the Volume-Pressure Relationship**

**PROBLEM:** Boyle's apprentice finds that the air trapped in a J tube occupies  $24.8 \text{ cm}^3$  at  $1.12 \text{ atm}$ . By adding mercury to the tube, he increases the pressure on the trapped air to  $2.64 \text{ atm}$ . Assuming constant temperature, what is the new volume of air (in L)?

**PLAN:** The temperature and amount of gas are fixed, so this problem involves a change in pressure and volume only.



## Sample Problem 5.2

### SOLUTION:

$$P_1 = 1.12 \text{ atm}$$

$$P_2 = 2.64 \text{ atm}$$

$$V_1 = 24.8 \text{ cm}^3$$

$$V_2 = \text{unknown}$$

$n$  and  $T$  are constant

$$24.8 \text{ cm}^3 \times \frac{1 \text{ mL}}{1 \text{ cm}^3} \times \frac{\text{L}}{10^3 \text{ mL}} = 0.0248 \text{ L}$$

$$\frac{P_1 V_1}{\cancel{n_1 T_1}} = \frac{P_2 V_2}{\cancel{n_2 T_2}}$$

$$P_1 V_1 = P_2 V_2$$

$$V_2 = V_1 \times \frac{P_1}{P_2} = 0.0248 \text{ L} \times \frac{1.12 \text{ atm}}{2.46 \text{ atm}} = \boxed{0.0105 \text{ L}}$$

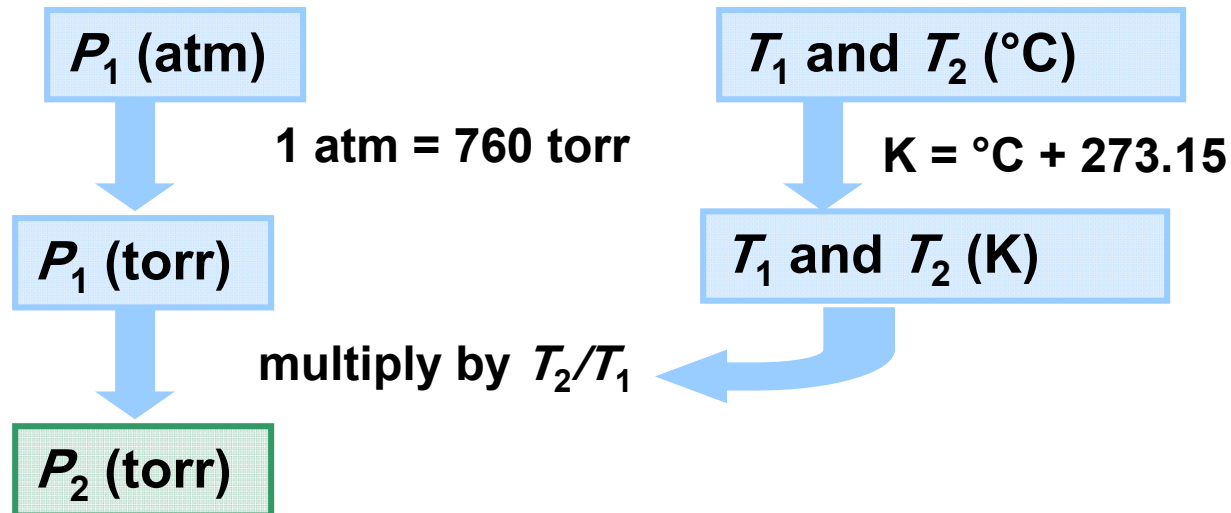


## Sample Problem 5.3

## Applying the Pressure-Temperature Relationship

**PROBLEM:** A steel tank used for fuel delivery is fitted with a safety valve that opens when the internal pressure exceeds  $1.00 \times 10^3$  torr. It is filled with methane at  $23^\circ\text{C}$  and  $0.991$  atm and placed in boiling water at exactly  $100^\circ\text{C}$ . Will the safety valve open?

**PLAN:** We must determine if the pressure will exceed  $1.00 \times 10^3$  torr at the new temperature. Since the gas is in a steel tank, the volume remains constant.



## Sample Problem 5.3

### SOLUTION:

$$P_1 = 0.991 \text{ atm} \quad P_2 = \text{unknown}$$

$$T_1 = 23^\circ\text{C} \quad T_2 = 100.^\circ\text{C}$$

$n$  and  $V$  are constant

$$0.991 \text{ atm} \times \frac{760 \text{ torr}}{1 \text{ atm}} = 753 \text{ torr}$$

$$T_1 = 23 + 273.15 = 296 \text{ K}$$

$$T_2 = 100. + 273.15 = 373 \text{ K}$$

$$\frac{P_1 V_1}{n_1 T_1} = \frac{P_2 V_2}{n_2 T_2} \quad \frac{P_1}{T_1} = \frac{P_2}{T_2}$$

$$P_2 = P_1 \times \frac{T_2}{T_1} = 753 \text{ torr} \times \frac{373 \text{ K}}{296 \text{ K}} = \boxed{949 \text{ torr}}$$

The safety valve will not open, since  $P_2$  is less than  $1.00 \times 10^3$  torr.

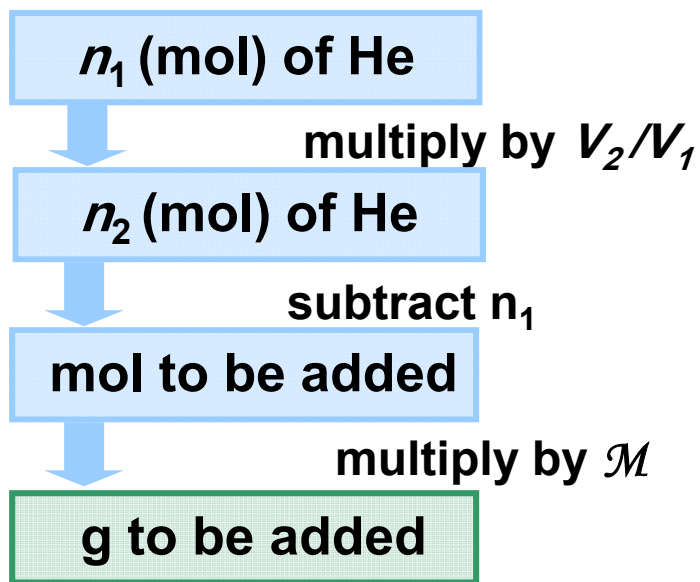


## Sample Problem 5.4

## Applying the Volume-Amount Relationship

**PROBLEM:** A scale model of a blimp rises when it is filled with helium to a volume of  $55.0 \text{ dm}^3$ . When  $1.10 \text{ mol}$  of He is added to the blimp, the volume is  $26.2 \text{ dm}^3$ . How many more grams of He must be added to make it rise? Assume constant  $T$  and  $P$ .

**PLAN:** The initial amount of helium ( $n_1$ ) is given, as well as the initial volume ( $V_1$ ) and the volume needed to make it rise ( $V_2$ ). We need to calculate  $n_2$  and hence the mass of He to be added.



## Sample Problem 5.4

### SOLUTION:

$$n_1 = 1.10 \text{ mol}$$

$$n_2 = \text{unknown}$$

$$V_1 = 26.2 \text{ dm}^3$$

$$V_2 = 55.0 \text{ dm}^3$$

$T$  and  $P$  are constant

$$\frac{\cancel{P}_1 V_1}{n_1 \cancel{T}_1} = \frac{\cancel{P}_2 V_2}{n_2 \cancel{T}_2}$$

$$\frac{V_1}{n_1} = \frac{V_2}{n_2}$$

$$n_2 = n_1 \times \frac{V_2}{V_1} = 1.10 \text{ mol} \times \frac{55.0 \text{ dm}^3}{26.2 \text{ dm}^3} = 2.31 \text{ mol He}$$

Additional amount of He needed = 2.31 mol – 1.10 mol = 1.21 mol He

$$1.21 \text{ mol He} \times \frac{4.003 \text{ g He}}{1 \text{ mol He}} = \boxed{4.84 \text{ g He}}$$





**Sample Problem 5.5**

**Solving for an Unknown Gas Variable at Fixed Conditions**

**PROBLEM:** A steel tank has a volume of 438 L and is filled with 0.885 kg of O<sub>2</sub>. Calculate the pressure of O<sub>2</sub> at 21°C.

**PLAN:** We are given *V*, *T* and mass, which can be converted to moles (*n*). Use the ideal gas law to find *P*.

**SOLUTION:** *V* = 438 L *T* = 21°C = 294 K  
*n* = 0.885 kg O<sub>2</sub> (convert to mol) *P* is unknown

$$0.885 \text{ kg O}_2 \times \frac{10^3 \text{ g}}{1 \text{ kg}} \times \frac{1 \text{ mol O}_2}{32.00 \text{ g O}_2} = 27.7 \text{ mol O}_2$$

$$P = \frac{nRT}{V} = \frac{27.7 \text{ mol} \times 0.0821 \frac{\text{atm}\cdot\text{L}}{\text{mol}\cdot\text{K}} \times 294.15 \text{ K}}{438 \text{ L}} = 1.53 \text{ atm}$$

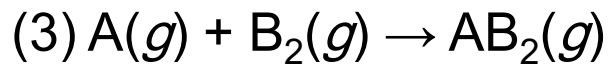
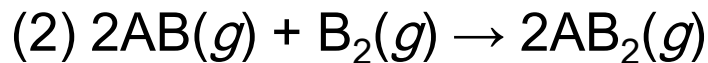
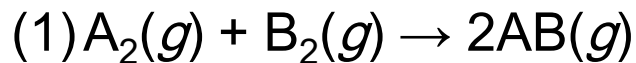


**Sample Problem 5.6****Using Gas Laws to Determine a Balanced Equation**

**PROBLEM:** The piston-cylinder is depicted before and after a gaseous reaction that is carried out at constant pressure. The temperature is 150 K before the reaction and 300 K after the reaction. (Assume the cylinder is insulated.)



Which of the following balanced equations describes the reaction?

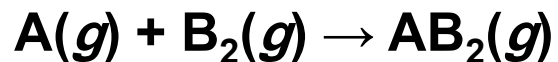


**Sample Problem 5.6**

**PLAN:** We are told that  $P$  is constant for this system, and the depiction shows that  $V$  does not change either. Since  $T$  changes, the volume could not remain the same unless the amount of gas in the system also changes.

**SOLUTION:**  $n_1 T_1 = n_2 T_2 \quad \frac{n_2}{n_1} = \frac{T_1}{T_2} = \frac{150 \text{ K}}{300 \text{ K}} = \frac{1}{2}$

Since  $T$  doubles, the total number of moles of gas must halve – i.e., the moles of product must be half the moles of reactant. This relationship is shown by equation (3).



# The Ideal Gas Law and Gas Density

The density of a gas is

- directly proportional to its molar mass and
- inversely proportional to its temperature.

$$\text{density} = \frac{m}{V} \quad \text{and} \quad \text{moles} = \frac{m}{\mathcal{M}}$$

$$PV = \frac{m}{\mathcal{M}} RT$$

$$\frac{m}{V} = d = \frac{\mathcal{M} \times P}{RT}$$



## Sample Problem 5.7

## Calculating Gas Density

**PROBLEM:** Find the density (in g/L) of CO<sub>2</sub> (g) and the number of molecules per liter

(a) at STP and (b) at room conditions (20.°C and 1.00 atm).

**PLAN:** We can use the molar mass of CO<sub>2</sub> to find its density from the ideal gas equation.

**SOLUTION:** (a) At STP, or 273 K and 1.00 atm:

$$d = \frac{M \times P}{RT} = \frac{44.01 \text{ g/mol} \times 1.00 \text{ atm}}{0.0821 \frac{\text{atm} \cdot \text{L}}{\text{mol} \cdot \text{K}} \times 273 \text{ K}} = 1.96 \text{ g/L}$$

$$\frac{1.96 \text{ g CO}_2}{1 \text{ L}} \times \frac{1 \text{ mol CO}_2}{44.01 \text{ g CO}_2} \times \frac{6.022 \times 10^{23} \text{ molecules}}{1 \text{ mol}}$$

$$= 2.68 \times 10^{22} \text{ molecules CO}_2/\text{L}$$



## Sample Problem 5.7

**SOLUTION:** (b) At 20.°C and 1.00 atm:

$$T = 20.^\circ\text{C} + 273.15 = 293 \text{ K}$$

$$d = \frac{M \times P}{RT} = \frac{44.01 \text{ g/mol} \times 1.00 \text{ atm}}{0.0821 \frac{\text{atm}\cdot\text{L}}{\text{mol}\cdot\text{K}} \times 293 \text{ K}} = 1.83 \text{ g/L}$$

$$\frac{1.83 \text{ g CO}_2}{1 \text{ L}} \times \frac{1 \text{ mol CO}_2}{44.01 \text{ g CO}_2} \times \frac{6.022 \times 10^{23} \text{ molecules}}{1 \text{ mol}}$$

$$= 2.50 \times 10^{22} \text{ molecules CO}_2/\text{L}$$



# Molar Mass from the Ideal Gas Law

$$n = \frac{m}{\mathcal{M}} = \frac{PV}{RT}$$

$$\mathcal{M} = \frac{mRT}{PV}$$



**Sample Problem 5.8****Finding the Molar Mass of a Volatile Liquid**

**PROBLEM:** An organic chemist isolates a colorless liquid from a petroleum sample. She places the liquid in a preweighed flask and puts the flask in boiling water, causing the liquid to vaporize and fill the flask with gas. She closes the flask and reweighs it. She obtains the following data:

Volume ( $V$ ) of flask = 213 mL

$T = 100.0^\circ\text{C}$        $P = 754$  torr

mass of flask + gas = 78.416 g

mass of flask = 77.834 g

Calculate the molar mass of the liquid.

**PLAN:** The variables  $V$ ,  $T$  and  $P$  are given. We find the mass of the gas by subtracting the mass of the flask from the mass of the flask with the gas in it, and use this information to calculate  $M$ .





## Sample Problem 5.8

**SOLUTION:**  $m$  of gas =  $(78.416 - 77.834) = 0.582$  g

$$V = 213 \text{ mL} \times \frac{1 \text{ L}}{10^3 \text{ mL}} = 0.213 \text{ L} \quad T = 100.0^\circ\text{C} + 273.15 = 373.2 \text{ K}$$

$$P = 754 \text{ torr} \times \frac{1 \text{ atm}}{760 \text{ torr}} = 0.992 \text{ atm}$$

$$M = \frac{mRT}{PV} = \frac{0.582 \text{ g} \times 0.0821 \frac{\text{atm} \cdot \text{L}}{\text{mol} \cdot \text{K}} \times 373 \text{ K}}{0.213 \text{ L} \times 0.992 \text{ atm}}$$

**= 84.4 g/mol**



# Mixtures of Gases

- Gases mix homogeneously in any proportions.
  - Each gas in a mixture behaves as if it were the only gas present.
- The pressure exerted by each gas in a mixture is called its ***partial pressure***.
- Dalton's Law of partial pressures states that the total pressure in a mixture is the sum of the partial pressures of the component gases.
- The partial pressure of a gas is proportional to its mole fraction:

$$P_A = X_A \times P_{\text{total}}$$

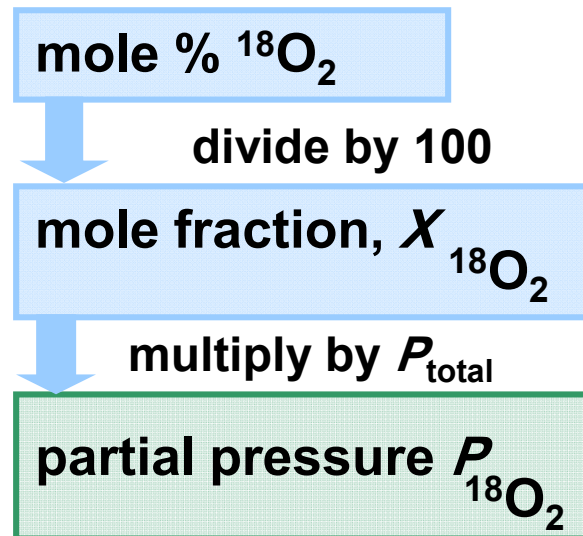
$$X_A = \frac{n_A}{n_{\text{total}}}$$



**Sample Problem 5.9****Applying Dalton's Law of Partial Pressures**

**PROBLEM:** In a study of  $O_2$  uptake by muscle at high altitude, a physiologist prepares an atmosphere consisting of 79 mole %  $N_2$ , 17 mole %  $^{16}O_2$ , and 4.0 mole %  $^{18}O_2$ . (The isotope  $^{18}O$  will be measured to determine the  $O_2$  uptake.) The pressure of the mixture is 0.75 atm to simulate high altitude. Calculate the mole fraction and partial pressure of  $^{18}O_2$  in the mixture.

**PLAN:** Find  $X_{^{18}O_2}$  and  $P_{^{18}O_2}$  from  $P_{total}$  and mol %  $^{18}O_2$ .



**Sample Problem 5.9****SOLUTION:**

$$X_{^{18}\text{O}_2} = \frac{4.0 \text{ mol } \% \text{ } ^{18}\text{O}_2}{100} = 0.040$$

$$P_{^{18}\text{O}_2} = X_{^{18}\text{O}_2} \times P_{\text{total}} = 0.040 \times 0.75 \text{ atm} = \mathbf{0.030 \text{ atm}}$$

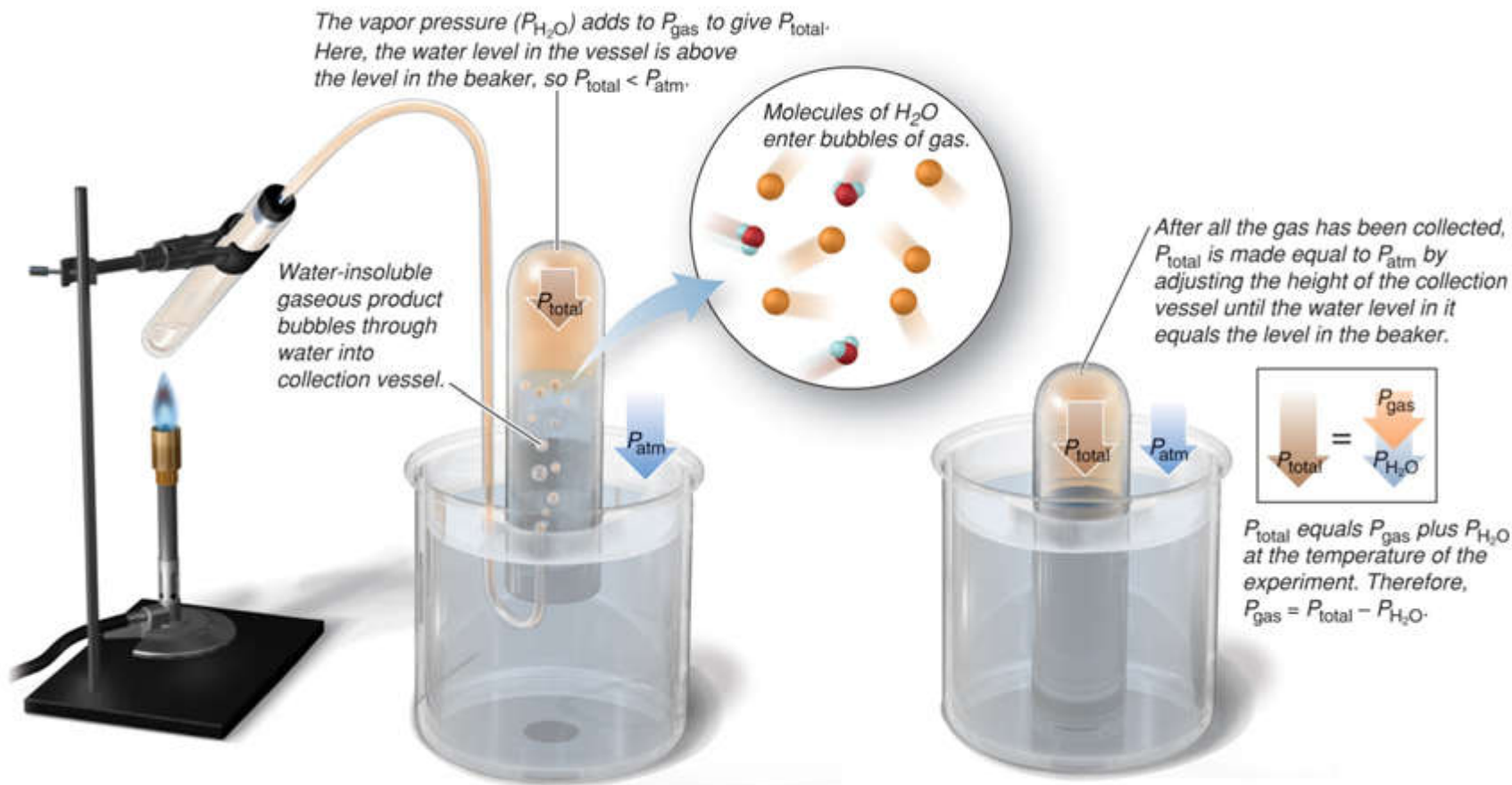


**Table 5.2 Vapor Pressure of Water ( $P_{\text{H}_2\text{O}}$ ) + at Different  $T$** 

$T(^{\circ}\text{C})$	$P_{\text{H}_2\text{O}}$ (torr)	$T(^{\circ}\text{C})$	$P_{\text{H}_2\text{O}}$ (torr)
0	4.6	40	55.3
5	6.5	45	71.9
10	9.2	50	92.5
12	10.5	55	118.0
14	12.0	60	149.4
16	13.6	65	187.5
18	15.5	70	233.7
20	17.5	75	289.1
22	19.8	80	355.1
24	22.4	85	433.6
26	25.2	90	525.8
28	28.3	95	633.9
30	31.8	100	760.0
35	42.2		



# Figure 5.11 Collecting a water-insoluble gaseous product and determining its pressure.



Copyright © The McGraw-Hill Companies, Inc. Permission required for reproduction or display.



**Sample Problem 5.10****Calculating the Amount of Gas Collected over Water**

**PROBLEM:** Acetylene ( $\text{C}_2\text{H}_2$ ) is produced in the laboratory when calcium carbide ( $\text{CaC}_2$ ) reacts with water:



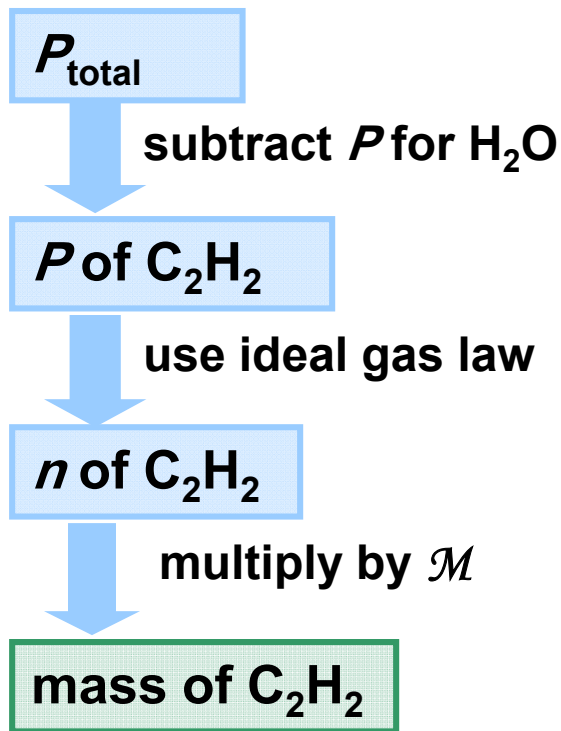
A collected sample of acetylene has a total gas pressure of 738 torr and a volume of 523 mL. At the temperature of the gas ( $23^\circ\text{C}$ ), the vapor pressure of water is 21 torr. How many grams of acetylene are collected?

**PLAN:** The difference in pressures will give  $P$  for the  $\text{C}_2\text{H}_2$ . The number of moles ( $n$ ) is calculated from the ideal gas law and converted to mass using the molar mass.



## Sample Problem 5.10

### PLAN:



### SOLUTION:

$$P_{\text{C}_2\text{H}_2} = (738 - 21) \text{ torr} = 717 \text{ torr}$$

$$P = 717 \text{ torr} \times \frac{1 \text{ atm}}{760 \text{ torr}} = 0.943 \text{ atm}$$

$$V = 523 \text{ mL} \times \frac{1 \text{ L}}{10^3 \text{ mL}} = 0.523 \text{ L}$$

$$T = 23^\circ\text{C} + 273.15 \text{ K} = 296 \text{ K}$$





## Sample Problem 5.10

**SOLUTION:**

$$n_{\text{C}_2\text{H}_2} = \frac{PV}{RT} = \frac{0.943 \text{ atm} \times 0.523 \text{ L}}{0.0821 \frac{\text{atm} \cdot \text{L}}{\text{mol} \cdot \text{K}} \times 296 \text{ K}} = 0.0203 \text{ mol}$$

$$0.0203 \text{ mol} \times \frac{26.04 \text{ g C}_2\text{H}_2}{1 \text{ mol C}_2\text{H}_2} = 0.529 \text{ g C}_2\text{H}_2$$



# The Ideal Gas Law and Stoichiometry

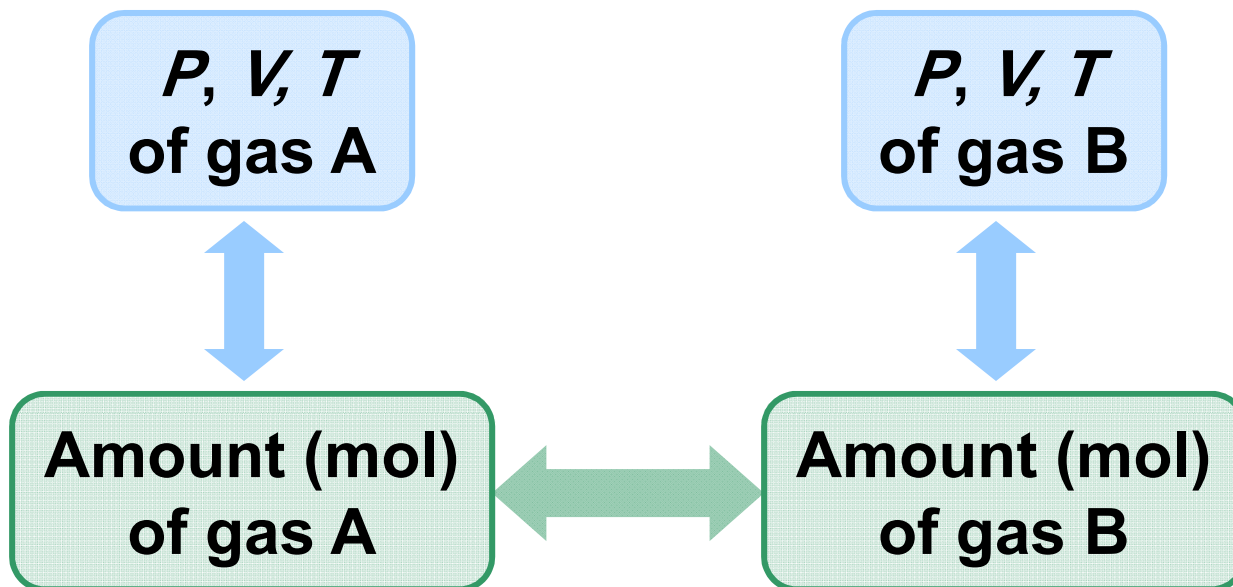


Figure 15.12

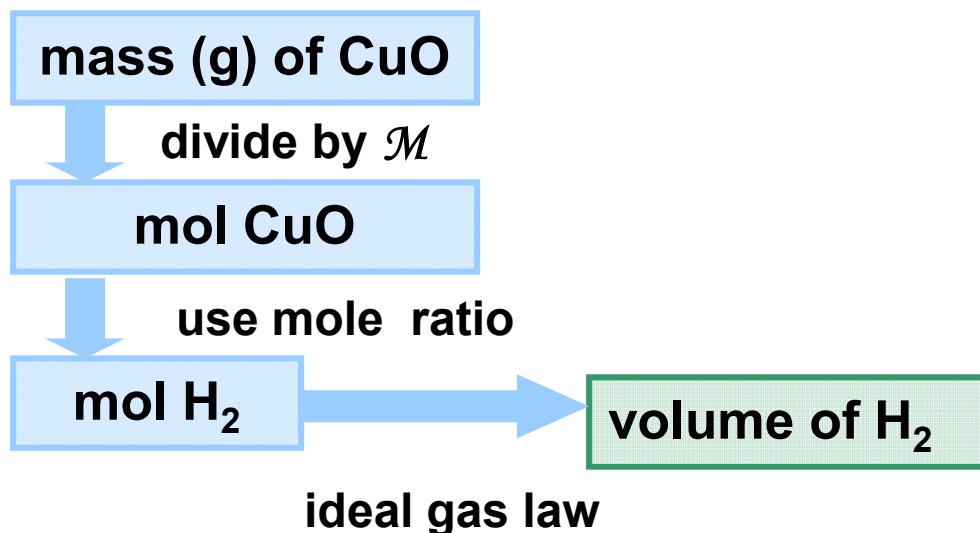
The relationships among the amount (mol,  $n$ ) of gaseous reactant (or product) and the gas pressure ( $P$ ), volume ( $V$ ), and temperature ( $T$ ).



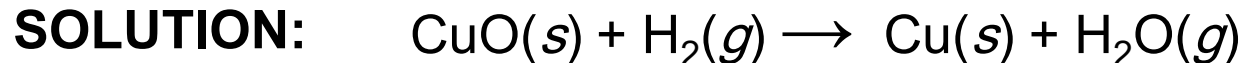
**Sample Problem 5.11****Using Gas Variables to Find Amounts of Reactants and Products I**

**PROBLEM:** What volume of  $\text{H}_2$  gas at 765 torr and  $225^\circ\text{C}$  is needed to reduce 35.5 g of copper(II) oxide to form pure copper and water?

**PLAN:** Write a balanced equation. Convert the mass of copper (II) oxide to moles and find the moles of  $\text{H}_2$ , using the mole ratio from the balanced equation. Calculate the corresponding volume of  $\text{H}_2$  using the ideal gas law.



## Sample Problem 5.11



$$35.5 \text{ g CuO} \times \frac{1 \text{ mol CuO}}{79.55 \text{ g CuO}} \times \frac{1 \text{ mol H}_2}{1 \text{ mol CuO}} = 0.446 \text{ mol H}_2$$

$$P = 765 \text{ torr} \times \frac{1 \text{ atm}}{760 \text{ torr}} = 1.01 \text{ atm} \quad T = 225^\circ\text{C} + 273.15 \text{ K} = 498 \text{ K}$$

$$V = \frac{nRT}{P} = \frac{0.446 \text{ mol H}_2 \times 0.0821 \frac{\text{atm} \cdot \text{L}}{\text{mol} \cdot \text{K}} \times 498 \text{ K}}{1.01 \text{ atm}} = 18.1 \text{ L H}_2$$

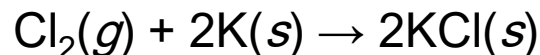


**Sample Problem 5.12****Using Gas Variables to Find Amounts of Reactants and Products II**

**PROBLEM:** What mass of potassium chloride forms when 5.25 L of chlorine gas at 0.950 atm and 293 K reacts with 17.0 g of potassium metal?

**PLAN:** First we must write a balanced equation. Since the quantities of both reactants are given, we must next determine which reactant is limiting. We will use the ideal gas law to calculate the moles of  $\text{Cl}_2$  present.

**SOLUTION:** The balanced equation is:



For  $\text{Cl}_2$ :

$$P = 0.950 \text{ atm} \quad V = 5.25 \text{ L}$$

$$T = 293 \text{ K} \quad n = \text{unknown}$$



## Sample Problem 5.12

$$n_{\text{Cl}_2} = \frac{PV}{RT} = \frac{0.950 \text{ atm} \times 5.25 \text{ L}}{0.0821 \frac{\text{atm}\cdot\text{L}}{\text{mol}\cdot\text{K}} \times 293 \text{ K}} = 0.207 \text{ mol Cl}_2$$

$$\text{For Cl}_2: \quad 0.207 \text{ mol Cl}_2 \times \frac{2 \text{ mol KCl}}{1 \text{ mol Cl}_2} = 0.414 \text{ mol KCl}$$

$$\text{For K:} \quad 17.0 \text{ g K} \times \frac{1 \text{ mol K}}{39.10 \text{ g K}} \times \frac{2 \text{ mol KCl}}{2 \text{ mol K}} = 0.435 \text{ mol KCl}$$

**Cl<sub>2</sub> is the limiting reactant.**

$$0.414 \text{ mol KCl} \times \frac{74.55 \text{ g KCl}}{1 \text{ mol KCl}} = \boxed{30.9 \text{ g KCl}}$$



# The Kinetic-Molecular Theory: A Model for Gas Behavior

## Postulate 1: Particle volume

Gas particles are tiny with large spaces between them. The volume of each particle is so small compared to the total volume of the gas that it is assumed to be zero.

## Postulate 2: Particle motion

Gas particles are in constant, random, straight-line motion except when they collide with each other or with the container walls.

## Postulate 3: Particles collision

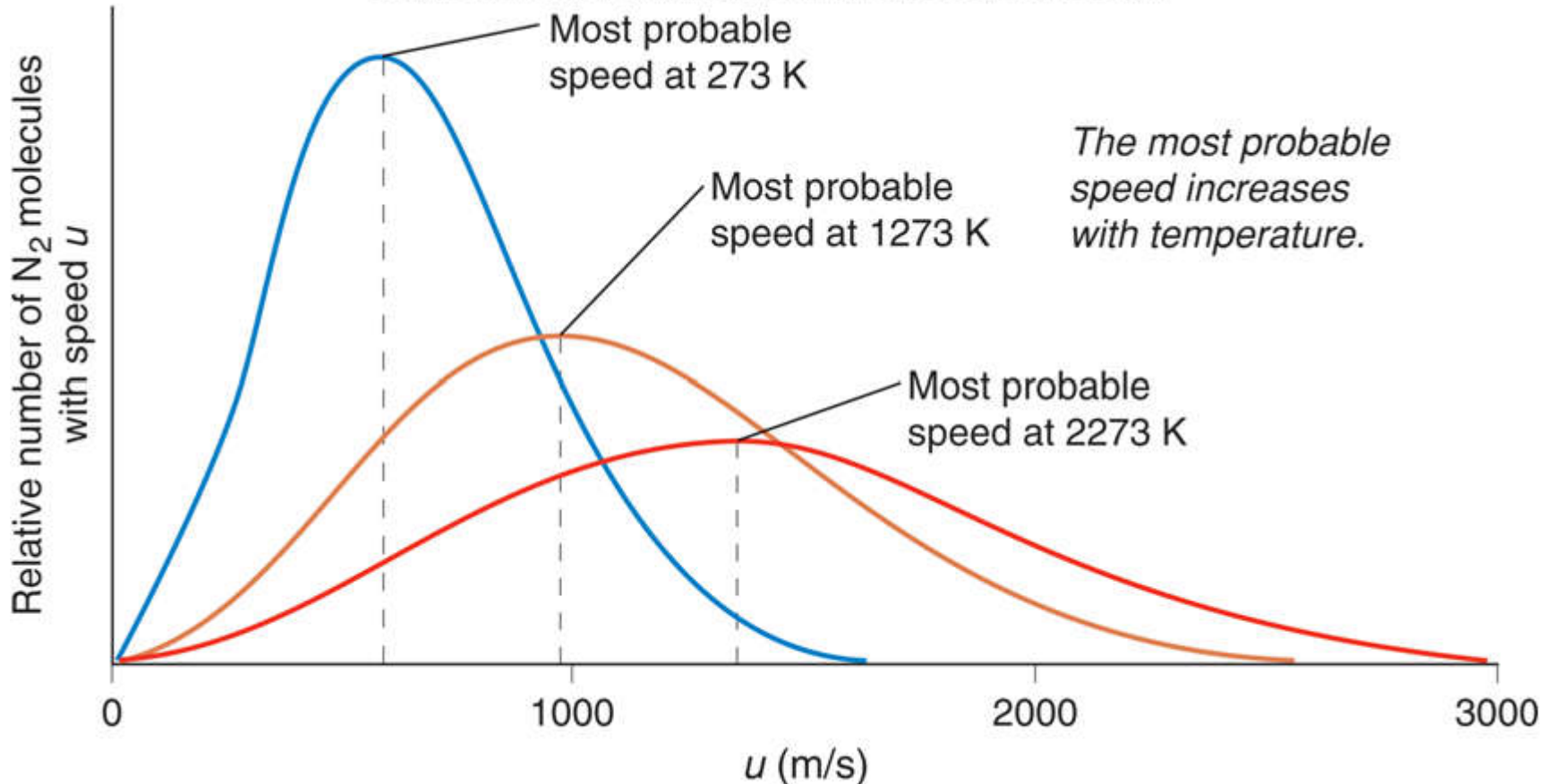
Collisions are elastic, meaning that colliding particles exchange energy but do not lose any energy due to friction. Their *total kinetic energy is constant*. Between collisions the particles do not influence each other by attractive or repulsive forces.

\* Gas conforms to these postulates is called ideal.



# Figure 5.13 Distribution of molecular speeds for N<sub>2</sub> at three temperatures.

Copyright © The McGraw-Hill Companies, Inc. Permission required for reproduction or display.



*The most probable speed increases with temperature.*

*Each particle in container it has molecular speed ( $u$ ), most particles are moving near the most probable speed but some are much faster and other much slower.*



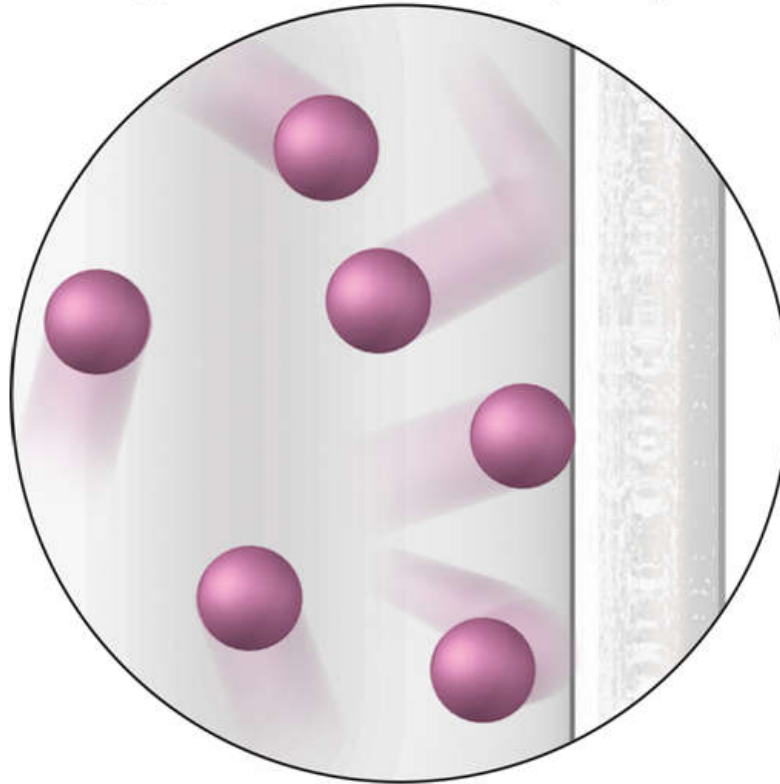


# A Molecular view of the gas law

## 1- Origin of pressure

- Pressure arises from countless collisions between gas particles and walls.
- Greater number of particles the more frequently collide with the container, and so the greater the pressure.

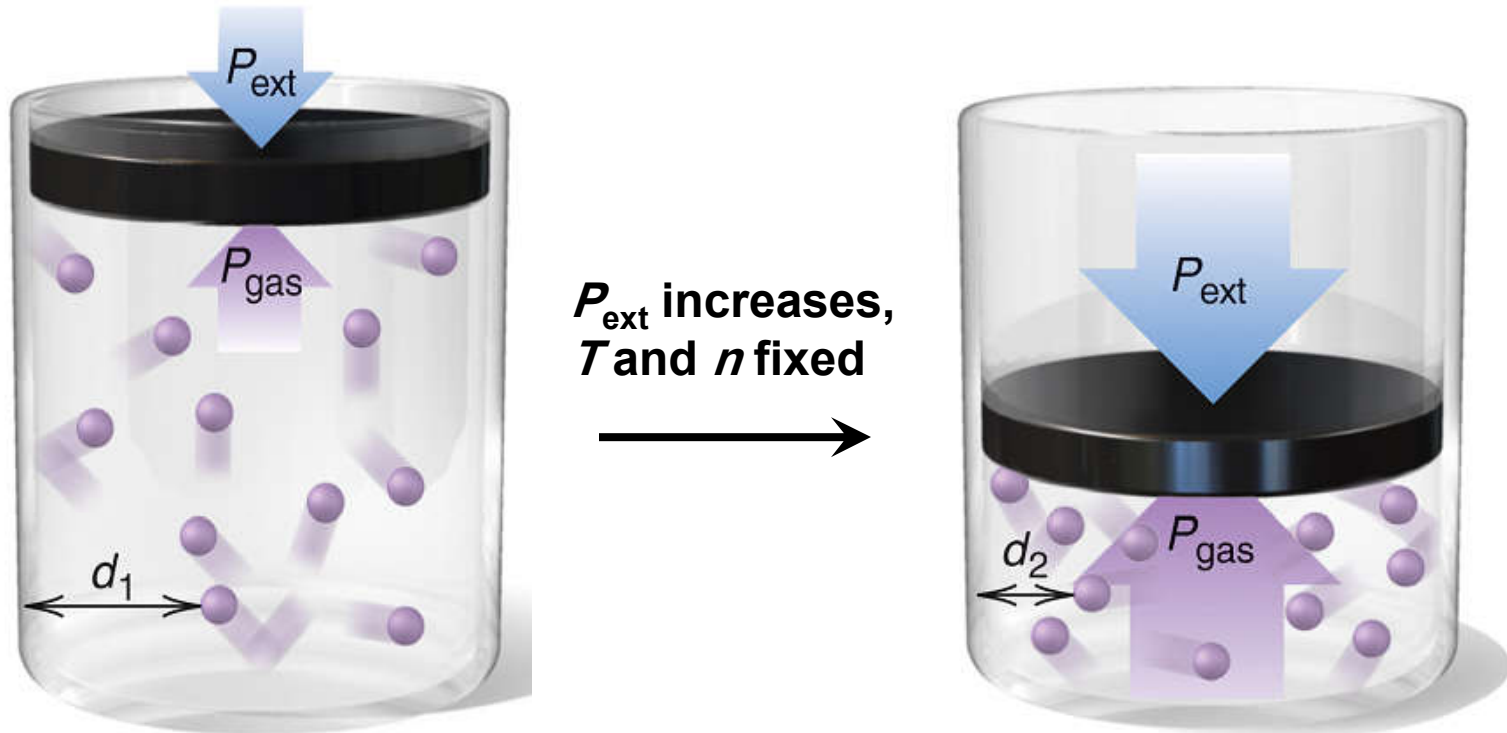
Copyright © The McGraw-Hill Companies, Inc. Permission required for reproduction or display.



## 2- A molecular view of Boyle's law.

$$V \propto \frac{1}{P}$$

Figure 5.1



At any  $T$ ,  $P_{\text{gas}} = P_{\text{ext}}$  as particles hit the walls from an average distance,  $d_1$ .

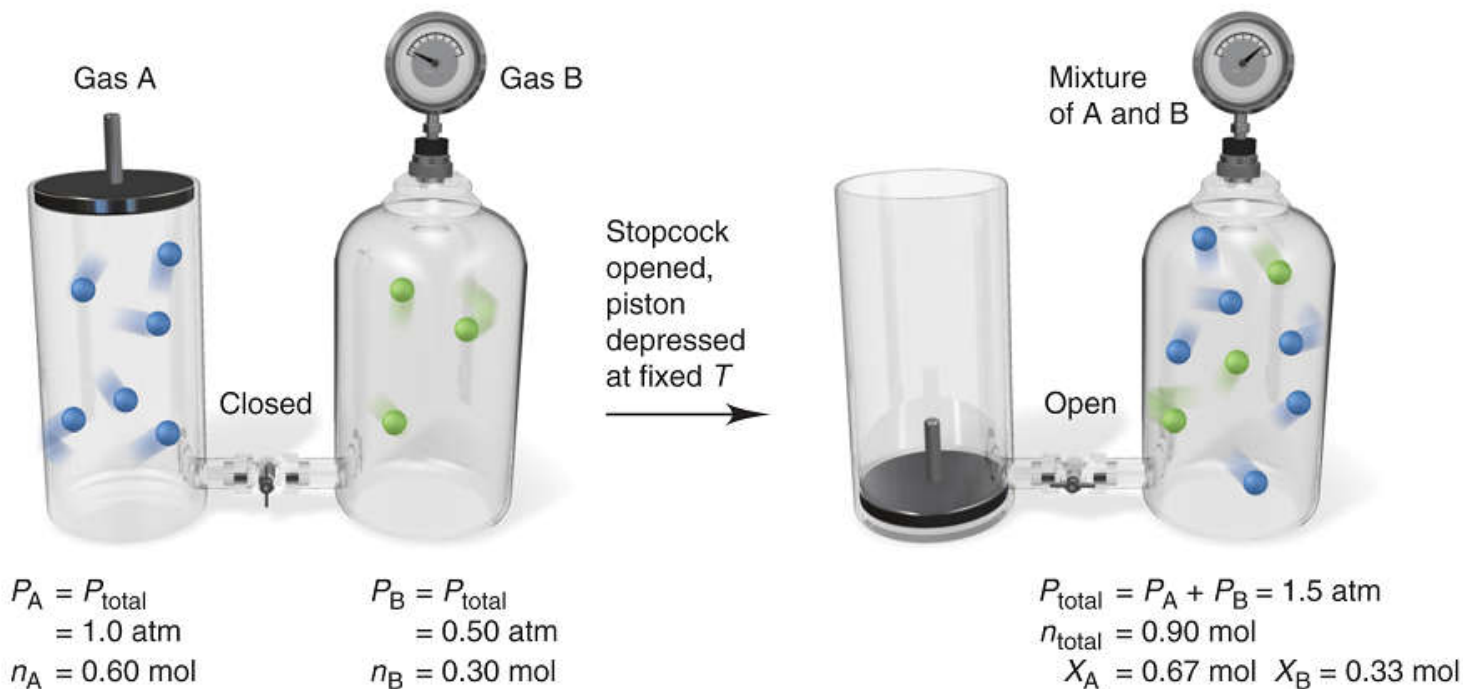
Higher  $P_{\text{ext}}$  causes lower  $V$ , which results in more collisions, because particles hit the walls from a shorter average distance ( $d_2 < d_1$ ) collision frequency increase. As a result,  $P_{\text{gas}}$  increase until it again  $= P_{\text{ext}}$ .



### 3- A molecular view of Dalton's law

$$P_{total} = P_A + P_B$$

Figure 5.16



Copyright © The McGraw-Hill Companies, Inc. Permission required for reproduction or display.

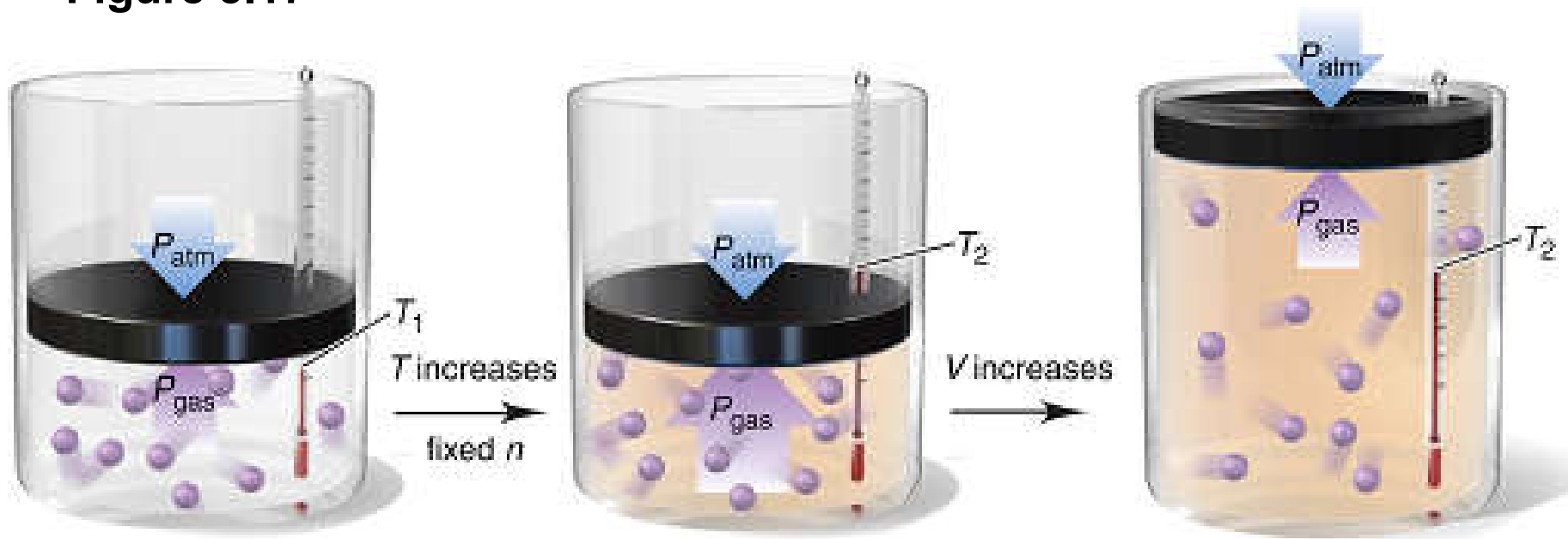
*Increase number of particles lead to increase number of collision with the wall per second.*



4- A molecular view of Charles's law

$$V \propto T$$

Figure 5.17



At  $T_1$ ,  $P_{\text{gas}} = P_{\text{atm}}$ .

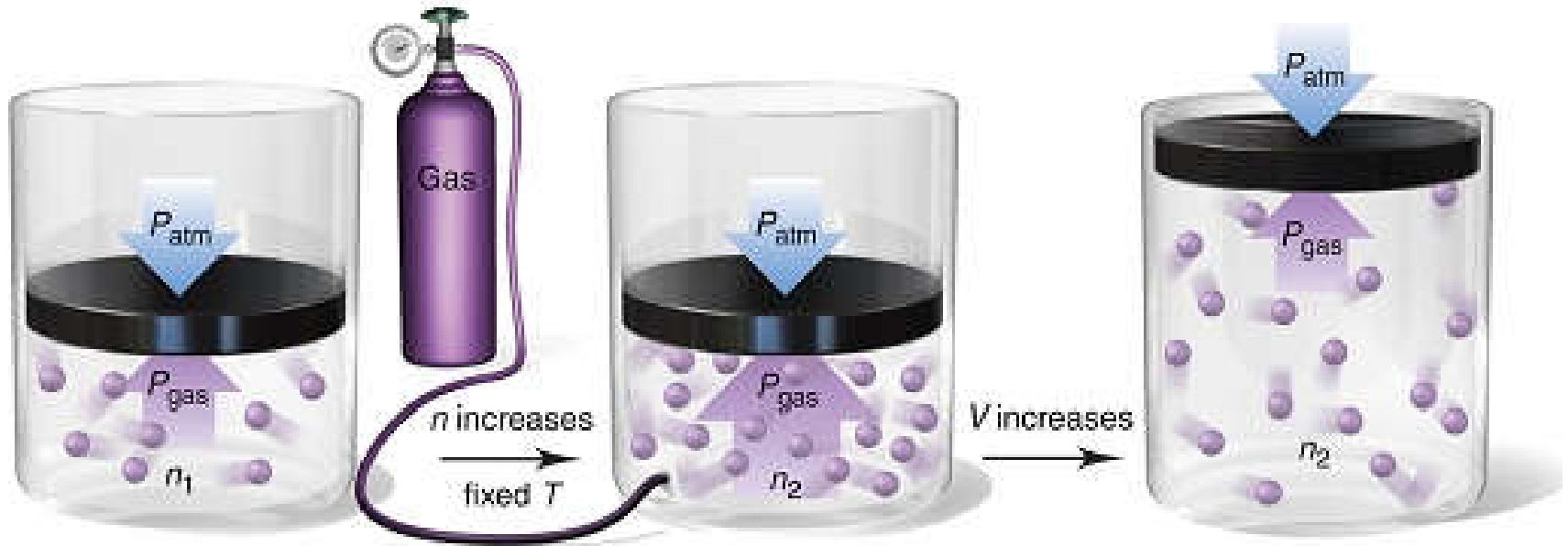
Higher  $T$  increases collision frequency, so  $P_{\text{gas}} > P_{\text{atm}}$ .

Thus,  $V$  increases until  $P_{\text{gas}} = P_{\text{atm}}$  at  $T_2$ .



# 5- A molecular view of Avogadro's law $V \propto n$

Figure 5.18



For a given amount,  $n_1$ , of gas,  $P_{\text{gas}} = P_{\text{atm}}$

When gas is added to reach  $n_2$  the collision frequency of the particles increases, so  $P_{\text{gas}} > P_{\text{atm}}$ .

As a result,  $V$  increases until  $P_{\text{gas}} = P_{\text{atm}}$  again.



# Kinetic Energy and Gas Behavior

At a given  $T$ , all gases in a sample have the same average kinetic energy.

$$E_k = \frac{1}{2} \text{ mass } \times \text{ speed}^2$$

Kinetic energy depends on both the mass and the speed of a particle.

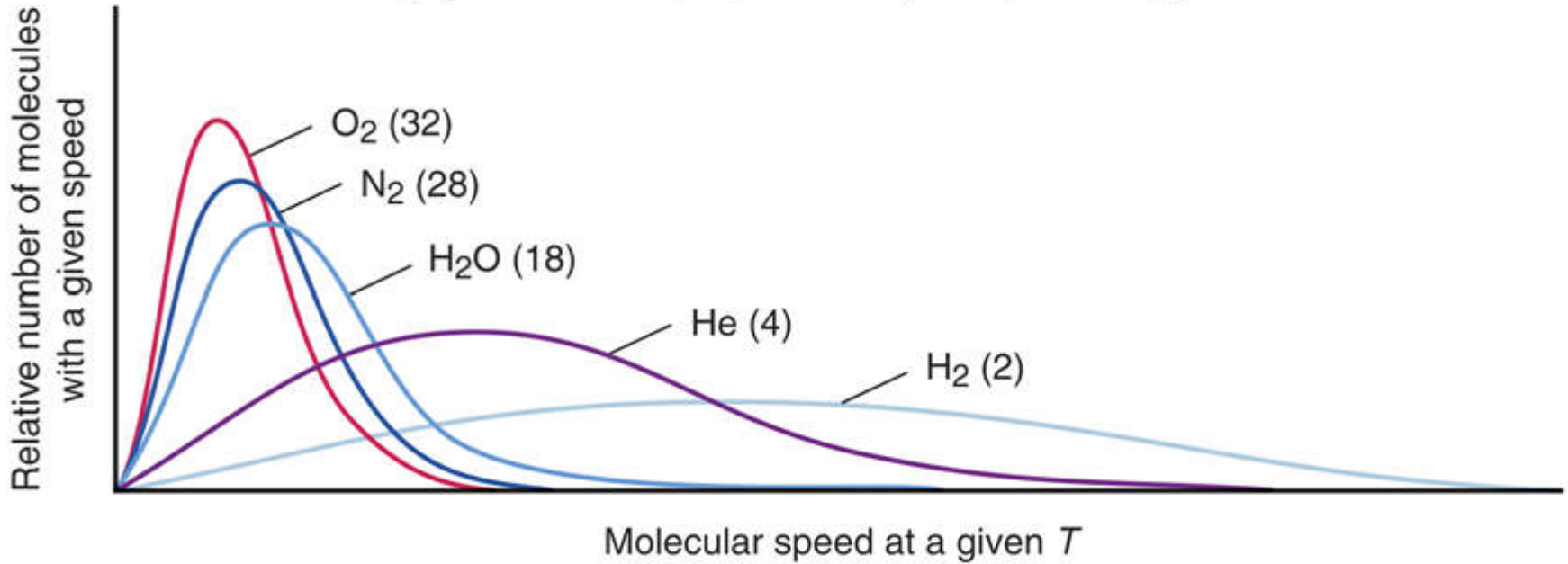
One mole of  $\text{H}_2$  (2 g/mol) and 1 mole of  $\text{O}_2$  (32 g/mol) occupied the same volume.

At the same  $T$ , a heavier gas particle moves more slowly than a lighter one. increase mass reduce the speed.



**Figure 5.19** The relationship between molar mass and molecular speed.

Copyright © The McGraw-Hill Companies, Inc. Permission required for reproduction or display.



# Graham's Law of Effusion

**Effusion** is the process by which a gas escapes through a small hole in its container into an evacuated space.

**Graham's law of effusion** states that the rate of effusion of a gas is inversely proportional to the square root of its molar mass.

A lighter gas moves more quickly and therefore has a higher rate of effusion than a heavier gas at the same  $T$ .

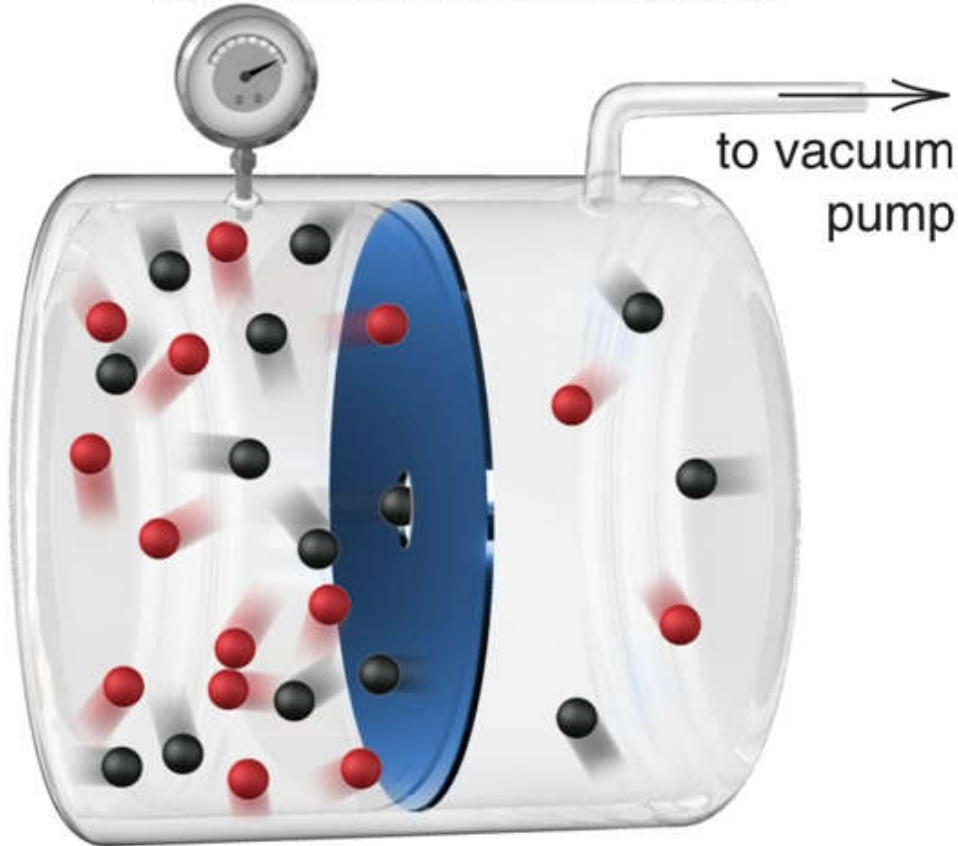
$$\text{Rate of effusion} \propto \frac{1}{\sqrt{M}}$$





**Figure 5.20 Effusion. Lighter (*black*) particles effuse faster than heavier (*red*) particles.**

Copyright © The McGraw-Hill Companies, Inc. Permission required for reproduction or display.



$$\frac{\text{Rate}_A}{\text{Rate}_B} = \frac{\sqrt{\mathcal{M}_B}}{\sqrt{\mathcal{M}_A}}$$

***Diffusion : the movement of one gas through another , also described by grahams law.***



**Sample Problem 5.13****Applying Graham's Law of Effusion**

**PROBLEM:** A mixture of helium (He) and methane (CH<sub>4</sub>) is placed in an effusion apparatus. Calculate the ratio of their effusion rates.

**PLAN:** The effusion rate is inversely proportional  $\sqrt{\mathcal{M}}$  for each gas, so we find the molar mass for each substance using its formula and take the square root. The ratio of the effusion rates is the inverse of the ratio of these square roots.

**SOLUTION:**  $\mathcal{M}$  of CH<sub>4</sub> = 16.04 g/mol       $\mathcal{M}$  of He = 4.003 g/mol

$$\frac{\text{rate He}}{\text{rate CH}_4} = \sqrt{\frac{16.04}{4.003}} = \boxed{2.002}$$



# Real Gases: Deviations from Ideal Behavior

- The kinetic-molecular model describes the behavior of ideal gases. Real gases deviate from this behavior.
- Real gases have real volume.
  - Gas particles are **not** points of mass, but have volumes determined by the sizes of their atoms and the bonds between them.
- Real gases do experience attractive and repulsive forces between their particles.
- Real gases deviate most from ideal behavior at *low temperature* and *high pressure*.



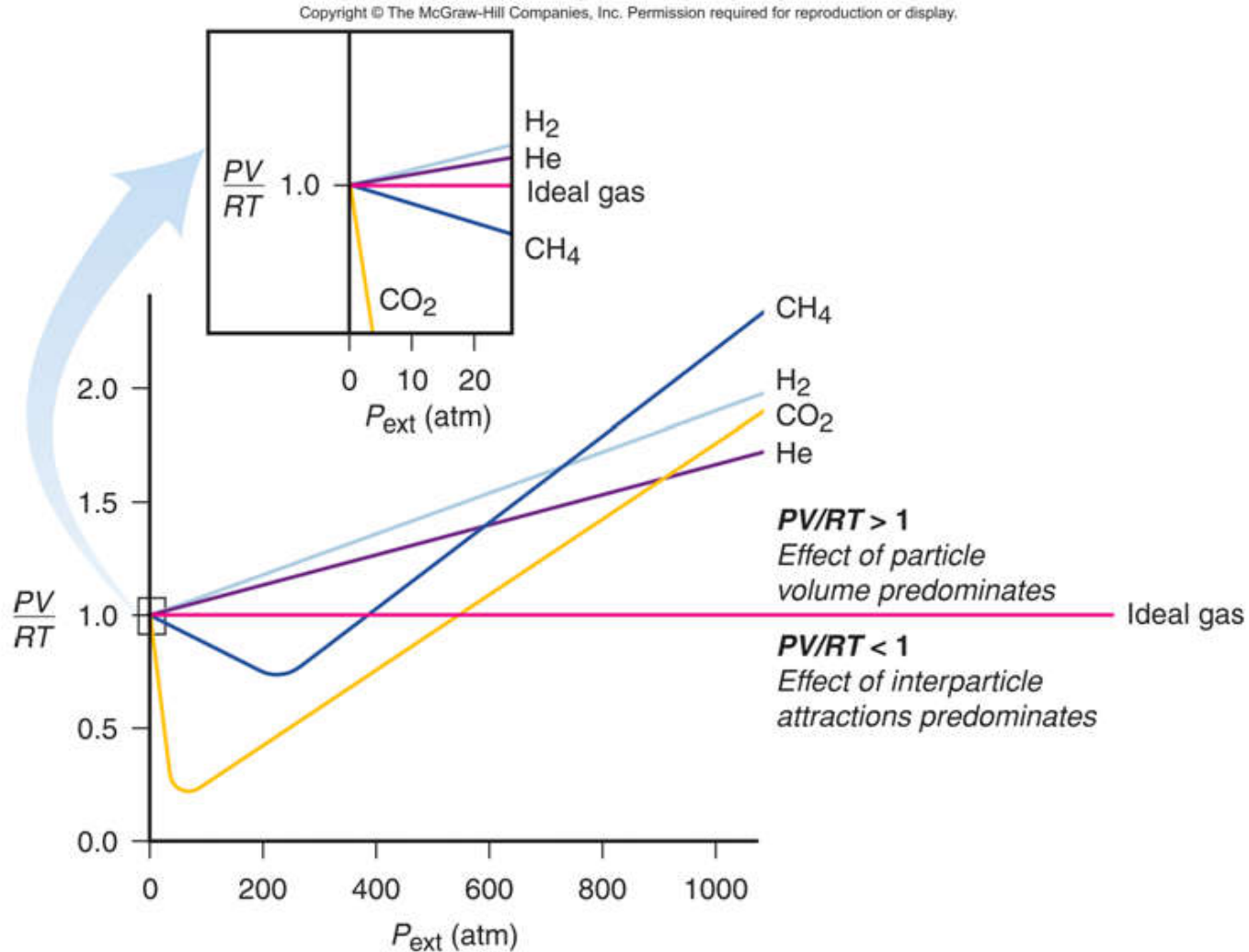
**Table 5.3 Molar Volume of Some Common Gases at STP  
(0°C and 1 atm)**

<b>Gas</b>	<b>Molar Volume (L/mol)</b>	<b>Boiling Point (°C)</b>
He	22.435	-268.9
H <sub>2</sub>	22.432	-252.8
Ne	22.422	-246.1
<b>Ideal gas</b>	<b>22.414</b>	<b>-</b>
Ar	22.397	-185.9
N <sub>2</sub>	22.396	-195.8
O <sub>2</sub>	22.390	-183.0
CO	22.388	-191.5
Cl <sub>2</sub>	22.184	-34.0
NH <sub>3</sub>	22.079	-33.4

*Deviation increase as a boiling point increase*



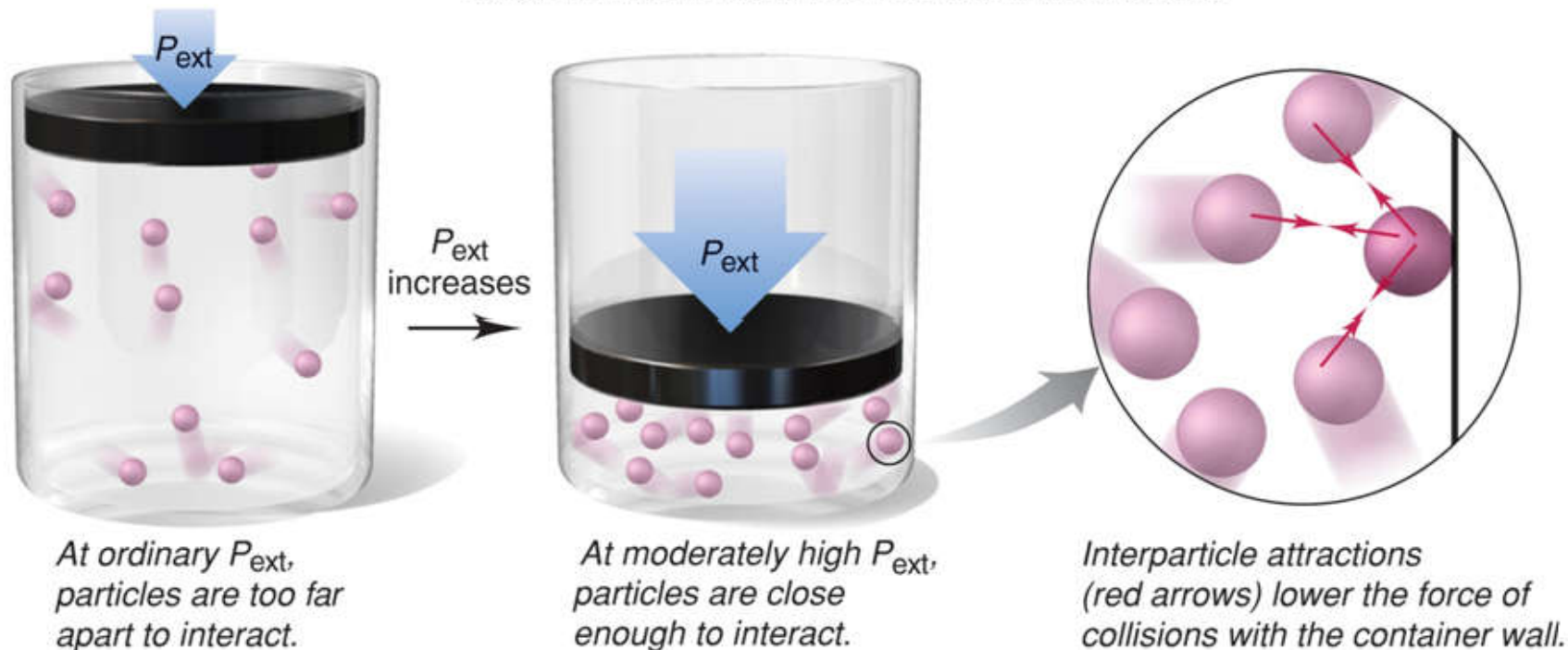
# Figure 5.21 Deviations from ideal behavior with increasing external pressure



**Figure 5.22**

**The effect of interparticle attractions on measured gas pressure.**

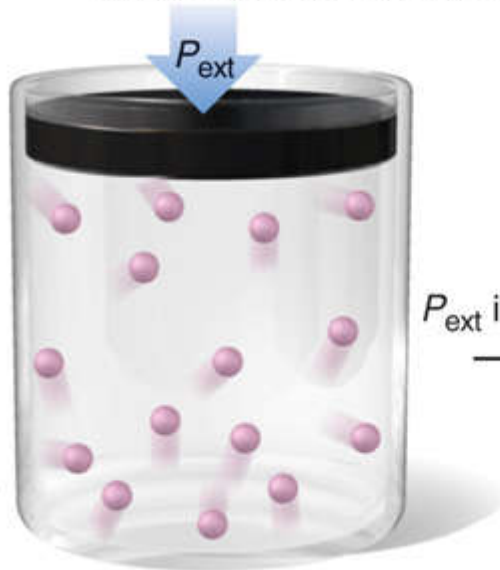
Copyright © The McGraw-Hill Companies, Inc. Permission required for reproduction or display.



## Figure 5.23 The effect of particle volume on measured gas volume.

Copyright © The McGraw-Hill Companies, Inc. Permission required for reproduction or display.

At ordinary  $P_{\text{ext}}$ , free volume  $\approx$  container volume because particle volume is an insignificant portion of container volume.



$P_{\text{ext}}$  increases  $\rightarrow$



At very high  $P_{\text{ext}}$ , free volume  $<$  container volume because particle volume becomes a significant portion of container volume.



# The van der Waals equation

- The van der Waals equation adjusts the ideal gas law to take into account
  - the real volume of the gas particles and
  - the effect of interparticle attractions.

Van der Waals equation for  $n$  moles of a real gas

$$\left(P + \frac{n^2 a}{V^2}\right)(V - nb) = nRT$$

**The constant ( $a$ ) relates to factors that influence the attraction between particles.**

**The constant  $b$  relates to particle volume.**

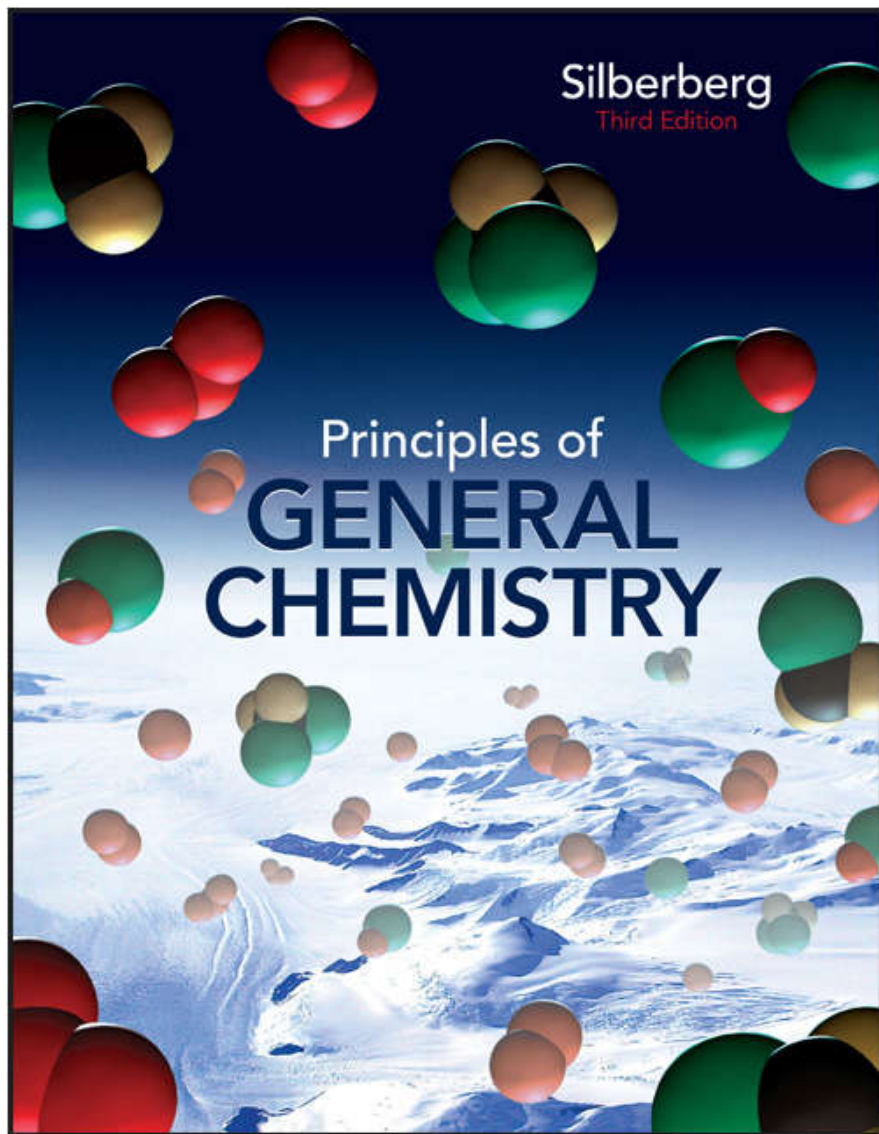




**Table 5.4 Van der Waals Constants for Some Common Gases**

<b>Gas</b>	$a \left( \frac{\text{atm}\cdot\text{L}^2}{\text{mol}^2} \right)$	$b \left( \frac{\text{L}}{\text{mol}} \right)$
He	0.034	0.0237
Ne	0.211	0.0171
Ar	1.35	0.0322
Kr	2.32	0.0398
Xe	4.19	0.0511
H <sub>2</sub>	0.244	0.0266
N <sub>2</sub>	1.39	0.0391
O <sub>2</sub>	1.36	0.0318
Cl <sub>2</sub>	6.49	0.0562
CH <sub>4</sub>	2.25	0.0428
CO	1.45	0.0395
CO <sub>2</sub>	3.59	0.0427
NH <sub>3</sub>	4.17	0.0371
H <sub>2</sub> O	5.46	0.0305





# Chapter 06

## Lecture Outline

See separate *Image PowerPoint* slides for all figures and tables pre-inserted into PowerPoint without notes.

UPLOADED BY: Ahmad Al-Jundi



6-1



# Chapter 6

## Thermochemistry: Energy Flow and Chemical Change



# Thermochemistry: Energy Flow and Chemical Change

**6.1 Forms of Energy and Their Interconversion**

**6.2 Enthalpy: Chemical Change at Constant Pressure**

**6.3 Calorimetry: Measuring the Heat of a Chemical or Physical Change**

**6.4 Stoichiometry of Thermochemical Equations**

**6.5 Hess's Law: Finding  $\Delta H$  of Any Reaction**

**6.6 Standard Enthalpies of Reaction ( $\Delta H^\circ_{\text{rxn}}$ )**



# Transfer and Interconversion of Energy

**Thermodynamics** is the study of energy and its transformations.

**Thermochemistry** is a branch of thermodynamics that deals with the heat involved in chemical and physical changes.

When energy is transferred from one object to another, it appears as ***work*** and ***heat***.



# The System and Its Surroundings

A meaningful study of any transfer of energy requires that we first clearly define both the ***system*** and its ***surroundings***.

**System + Surroundings = Universe**

The ***internal energy***,  $E$ , of a system is the sum of the potential and kinetic energies of all the particles present.

The total energy of the universe remains ***constant***.

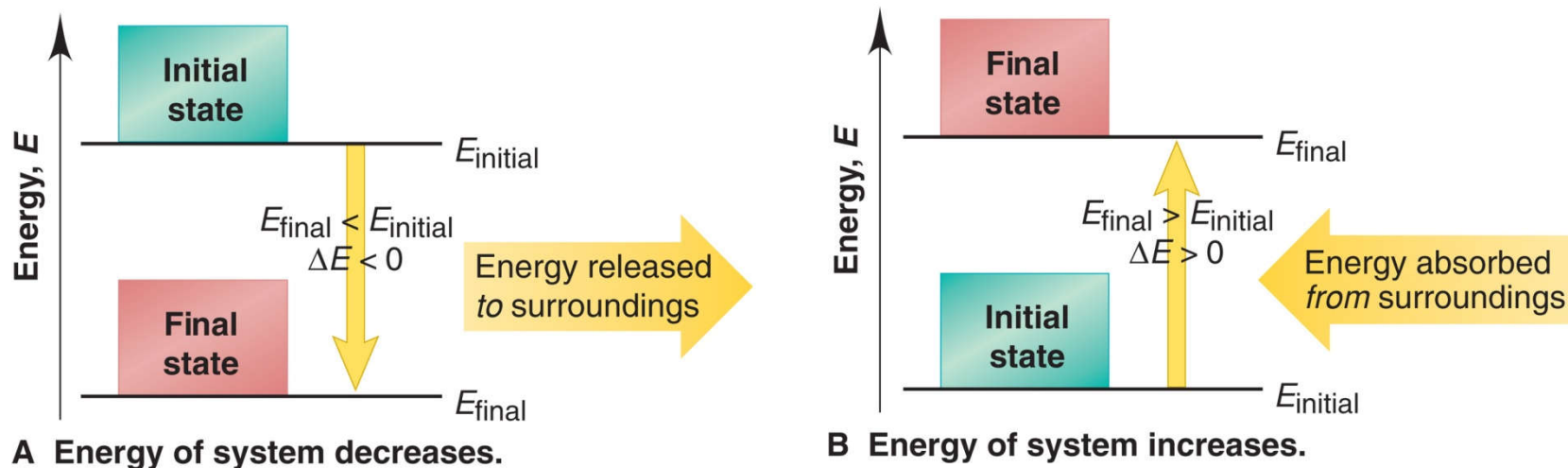
A change in the energy of the system must be accompanied by an ***equal*** and ***opposite*** change in the energy of the surroundings.





## Figure 6.1 Energy diagrams for the transfer of internal energy ( $E$ ) between a system and its surroundings.

Copyright © The McGraw-Hill Companies, Inc. Permission required for reproduction or display.



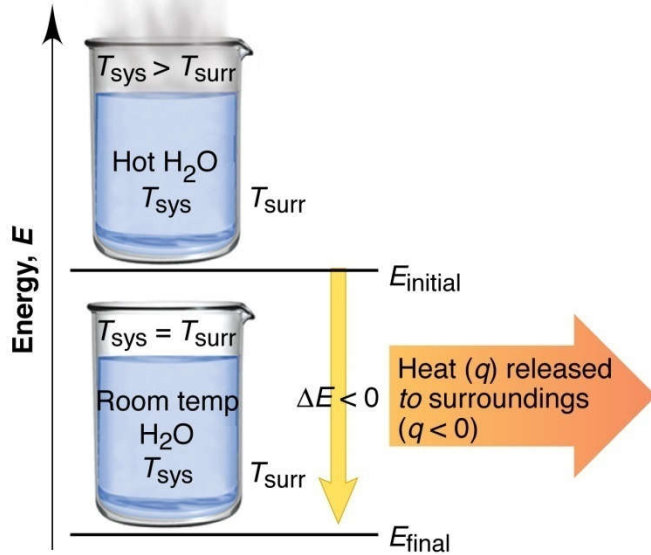
$$\Delta E = E_{\text{final}} - E_{\text{initial}} = E_{\text{products}} - E_{\text{reactants}}$$





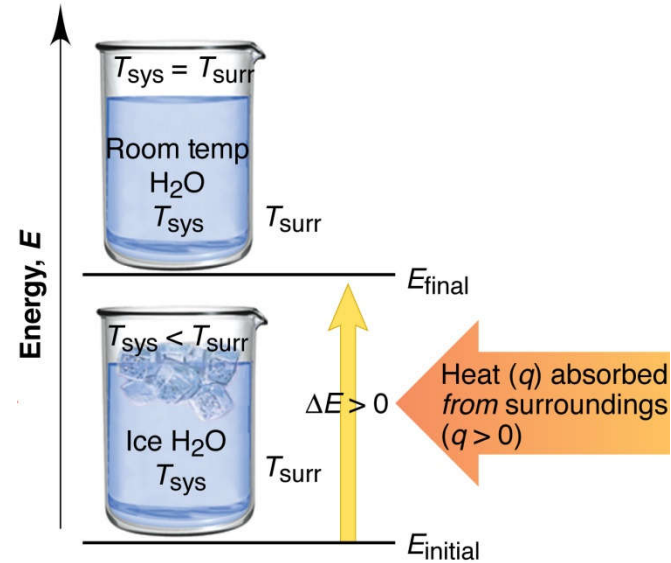
# Figure 6.2 The two cases where energy is transferred as heat only.

Copyright © The McGraw-Hill Companies, Inc. Permission required for reproduction or display.



A Energy released as heat.

## The system releases heat



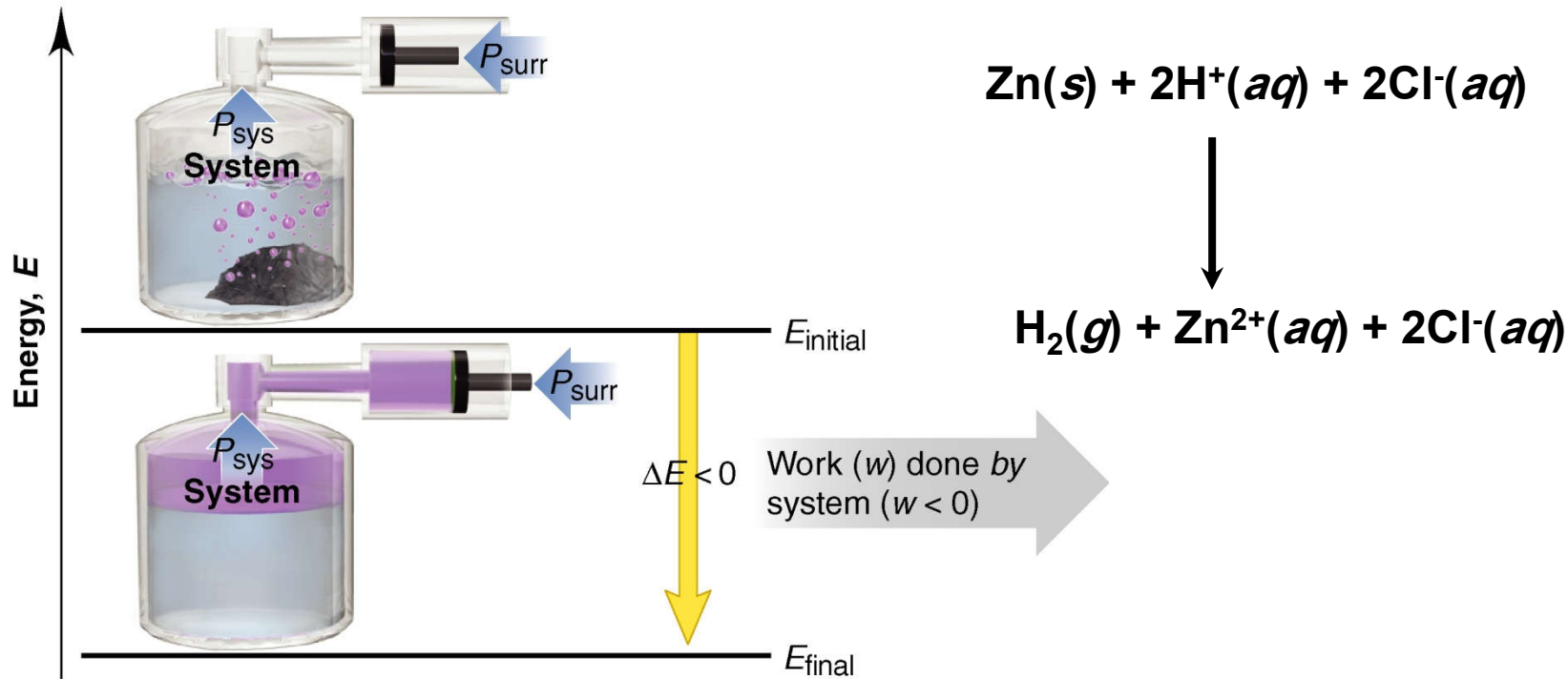
B Energy absorbed as heat.

## The system absorbs heat



# Figure 6.3A The two cases where energy is transferred as work only.

Copyright © The McGraw-Hill Companies, Inc. Permission required for reproduction or display.



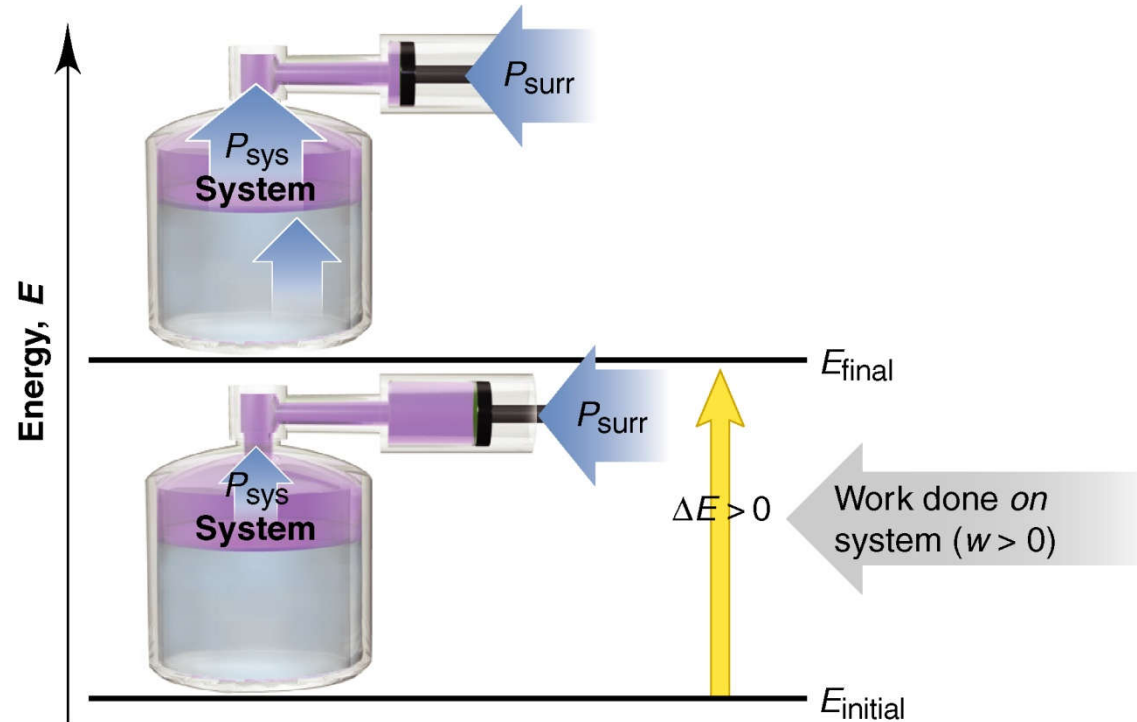
A Energy released as work.

The system does work *on* the surroundings.



# Figure 6.3B The two cases where energy is transferred as work only.

Copyright © The McGraw-Hill Companies, Inc. Permission required for reproduction or display.



B Energy absorbed as work.

The system has work done on it *by* the surroundings.



**Table 6.1 The Sign Conventions\* for  $q$ ,  $w$ , and  $\Delta E$**

$q$	+	$w$	=	$\Delta E$
+ (heat <i>absorbed</i> )		+ (work done <i>on</i> )		+ (energy <i>absorbed</i> )
+ (heat <i>absorbed</i> )		- (work done <i>by</i> )		Depends on the <i>sizes</i> of $q$ and $w$
- (heat <i>released</i> )		+ (work done <i>on</i> )		Depends on the <i>sizes</i> of $q$ and $w$
- (heat <i>released</i> )		- (work done <i>by</i> )		- (energy <i>released</i> )

\*From the perspective of the system.

Which of these are **not state functions**?

A) volume      B) temperature      C) pressure      **D) heat**      E) energy

A) internal energy      B) volume      **C) work**      D) pressure      E) enthalpy

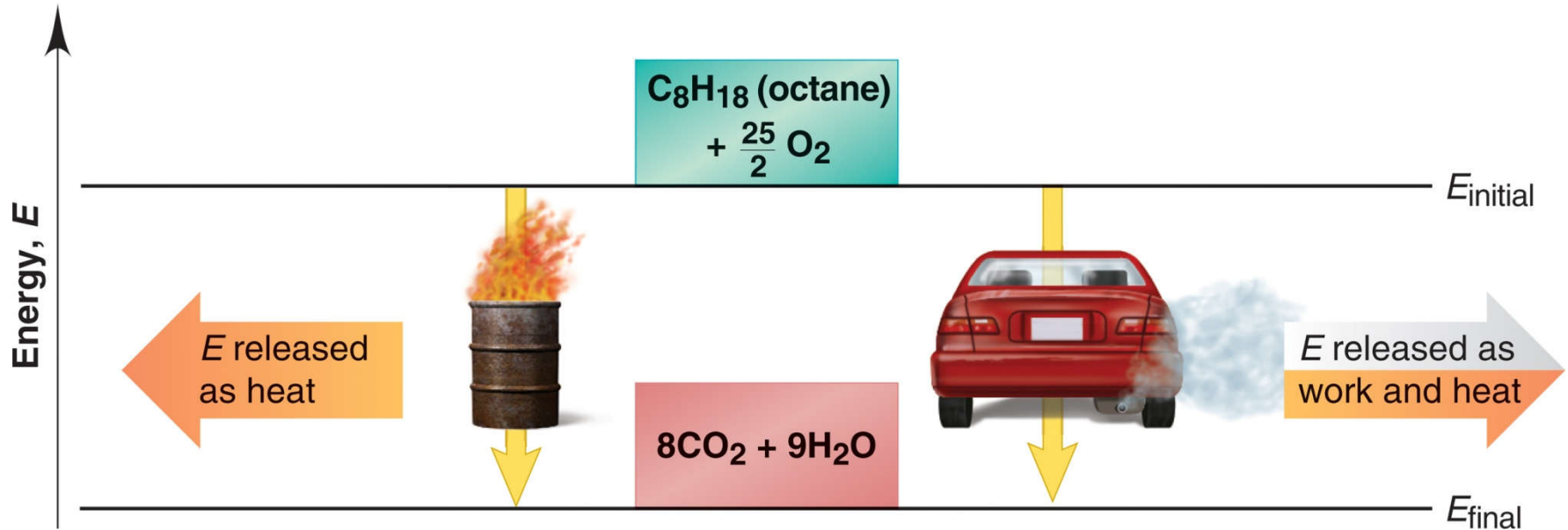
A system which undergoes an **adiabatic** change (i.e.,  $q = 0$ )

A system which undergoes an **isothermal** change (i.e., *constant temperature*)



**Figure 6.4 Two different paths for the energy change of a system.**

Copyright © The McGraw-Hill Companies, Inc. Permission required for reproduction or display.



**Even though  $q$  and  $w$  for the two paths are different, the total  $\Delta E$  is the same for both.**



# The Law of Energy Conservation

**The first law of Thermodynamics** states that *the total energy of the universe is constant.*

Energy is conserved, and is neither created nor destroyed. Energy is transferred in the form of heat and/or work.

$$\Delta E_{\text{universe}} = \Delta E_{\text{system}} + \Delta E_{\text{surroundings}} = 0$$



# Units of Energy

The SI unit of energy is the **joule (J)**.

$$1 \text{ J} = 1 \text{ kg}\cdot\text{m}^2/\text{s}^2$$

The **calorie** was once defined as the quantity of energy needed to raise the temperature of 1 g of water by 1°C.

$$1 \text{ cal} = 4.184 \text{ J}$$

The **British Thermal Unit (Btu)** is often used to rate appliances.

**1 Btu is equivalent to 1055 J.**



**Sample Problem 6.1****Determining the Change in Internal Energy of a System**

**PROBLEM:** When gasoline burns in a car engine, the heat released causes the products  $\text{CO}_2$  and  $\text{H}_2\text{O}$  to expand, which pushes the pistons outward. Excess heat is removed by the car's radiator. If the expanding gases do 451 J of work on the pistons and the system releases 325 J to the surroundings as heat, calculate the change in energy ( $\Delta E$ ) in J, kJ, and kcal.

**PLAN:** Define the system and surroundings and assign signs to  $q$  and  $w$  correctly. Then  $\Delta E = q + w$ . The answer can then be converted from J to kJ and to kcal.





## Sample Problem 6.1

### SOLUTION:

Heat is given out by a chemical reaction, so it makes sense to define the system as the reactants and products involved. The pistons, the radiator and the rest of the car then comprise the surroundings.

Heat is given out by the system, so  $q = -325 \text{ J}$

The gases expand to push the pistons, so the system does work on the surroundings and  $w = -451 \text{ J}$

$$\Delta E = q + w = -325 \text{ J} + (-451 \text{ J}) = \boxed{-776 \text{ J}}$$

$$-776 \text{ J} \times \frac{1 \text{ kJ}}{10^3 \text{ J}} = \boxed{-0.776 \text{ kJ}}$$

$$-0.776 \text{ kJ} \times \frac{1 \text{ kcal}}{4.184 \text{ kJ}} = \boxed{-0.185 \text{ kcal}}$$



# Enthalpy: Chemical Change at Constant Pressure

Copyright © The McGraw-Hill Companies, Inc. Permission required for reproduction or display.

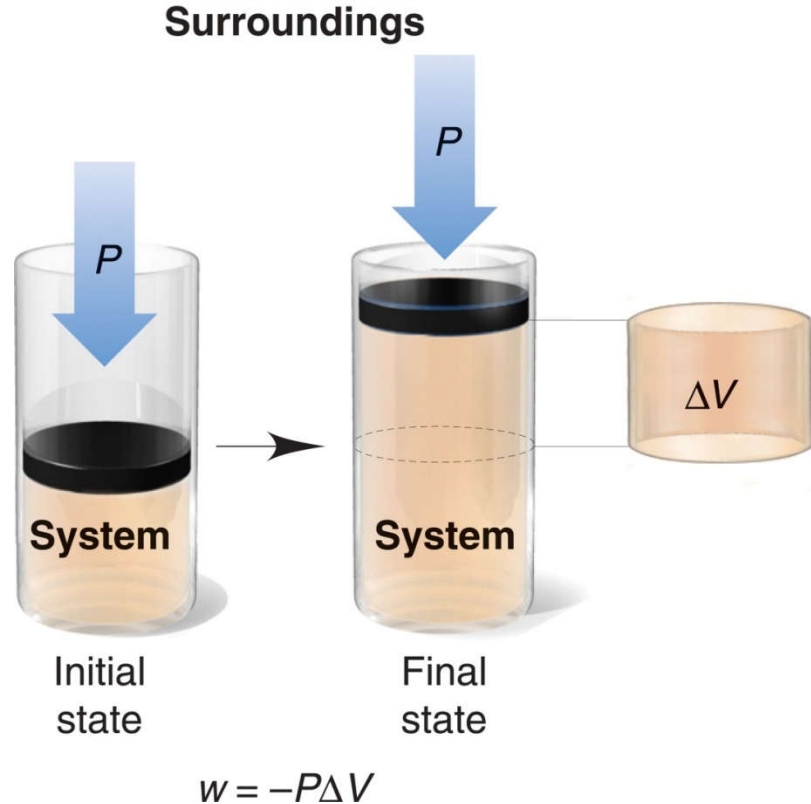
$$w = -P\Delta V$$

$$H = E + PV$$

where  $H$  is enthalpy

$$\Delta H = \Delta E + P\Delta V$$

$$q_p = \Delta E + P\Delta V = \Delta H$$



An expanding gas pushing back the atmosphere does  $PV$  work ( $w = -P\Delta V$ ).



## When $\Delta H \approx \Delta E$ ?

$$\Delta H = \Delta E + P\Delta V$$

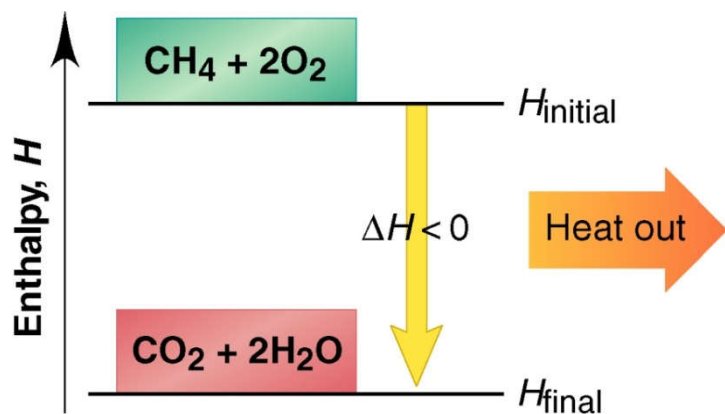
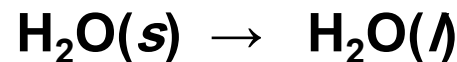
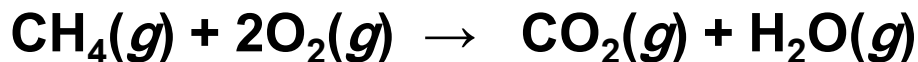
1. Reactions that **do not involve gases**.
2. Reactions in which the number of moles of gas **does not change**.
3. Reactions in which the number of moles of gas **does change but  $q$  is  $\gg \gg P\Delta V$** .



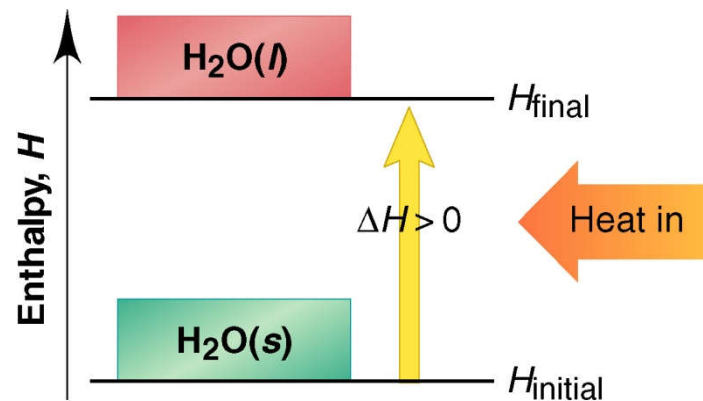
## Figure 6.6

### Enthalpy diagrams for exothermic and endothermic processes.

Copyright © The McGraw-Hill Companies, Inc. Permission required for reproduction or display.



A Exothermic process



B Endothermic process

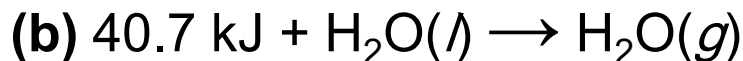
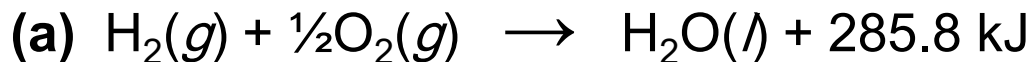
**A Exothermic process**  
Heat is given out.

**B Endothermic process**  
Heat is taken in.



**Sample Problem 6.2****Drawing Enthalpy Diagrams and Determining the Sign of  $\Delta H$** 

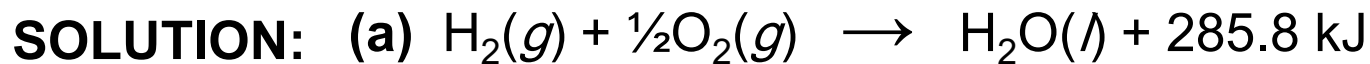
**PROBLEM:** In each of the following cases, determine the sign of  $\Delta H$ , state whether the reaction is exothermic or endothermic, and draw an enthalpy diagram.



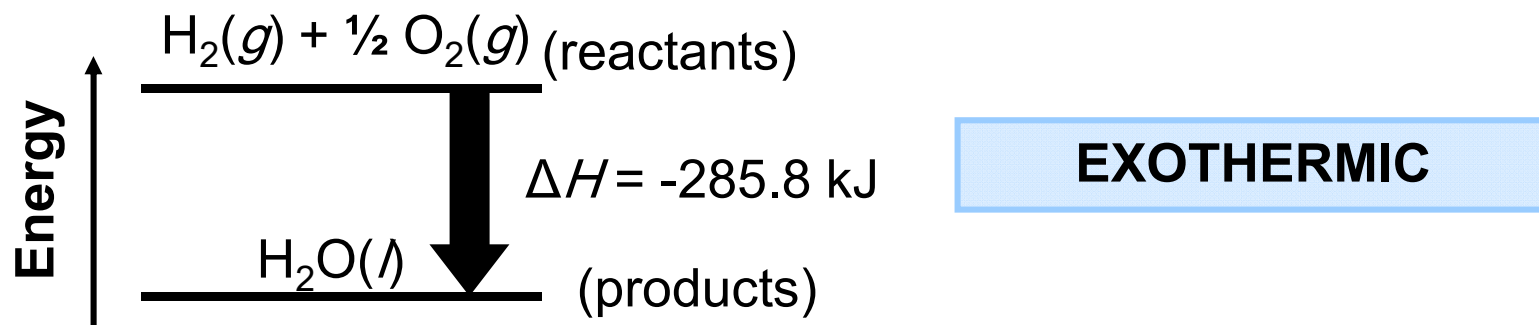
**PLAN:** From each equation, note whether heat is a “reactant” or a “product”. If heat is taken in as a “reactant”, the process is endothermic. If heat is released as a “product”, the process is exothermic.

For the enthalpy diagram, the arrow always points from reactants to products. For endothermic reactions, the products are at a higher energy than the reactants, since the reactants take in heat to form the products.



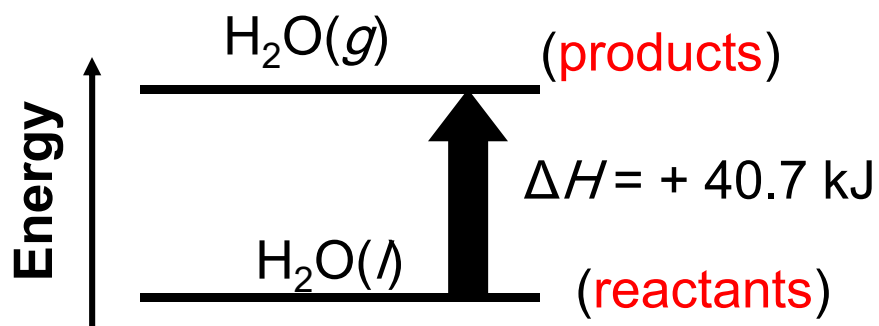
**Sample Problem 6.2**

Heat is a “product” for this reaction and is therefore given out, so the reaction is exothermic. The reactants are at a higher energy than the products.



**Sample Problem 6.2**

Heat is a “reactant” in this reaction and is therefore absorbed, so the reaction is endothermic. The reactants are at a lower energy than the products.

**ENDOTHERMIC**

**heat capacity** of a substance is the quantity of heat required to change its temperature by **1 K**.

$$q \propto \Delta T$$

$$q = \text{constant} \times \Delta T$$

$$q = \text{heat capacity} \times \Delta T$$

$q$  = heat lost or gained  
 $c$  = specific heat capacity  
 $m$  = mass in g  
 $\Delta T = T_{\text{final}} - T_{\text{initial}}$

The **specific heat capacity** ( $c$ ) of a substance is the quantity of heat required to change the temperature of **1 gram** of the substance by **1 K**. Unit of  $c$  is **(J/g·K)**

$$q = c \times m \times \Delta T$$





# Table 6.2 Specific Heat Capacities ( $c$ ) of Some Elements, Compounds, and Materials

Substance	Specific Heat Capacity (J/g·K)	Substance	Specific Heat Capacity (J/g·K)*
<b>Elements</b>		<b>Solid materials</b>	
aluminum, Al	0.900	wood	1.76
graphite, C	0.711	cement	0.88
iron, Fe	0.450	glass	0.84
copper, Cu	0.387	granite	0.79
gold, Au	0.129	steel	0.45
<b>Compounds</b>			
	water, H <sub>2</sub> O(l)	4.184	
	ethyl alcohol, C <sub>2</sub> H <sub>5</sub> OH(l)	2.46	
	ethylene glycol, (CH <sub>2</sub> OH) <sub>2</sub> (l)	2.42	
	carbon tetrachloride, CCl <sub>4</sub> (l)	0.862	

\* At 298 K (25°C).

## Sample Problem 6.3

## Finding the Quantity of Heat from a Temperature Change

**PROBLEM:** A layer of copper welded to the bottom of a skillet weighs 125 g. How much heat is needed to raise the temperature of the copper layer from 25°C to 300.°C? The specific heat capacity ( $c$ ) of Cu is 0.387 J/g·K.

**PLAN:** We know the mass (125 g) and  $c$  (0.387 J/g·K) of Cu and can find  $\Delta T$  in °C, which equals  $\Delta T$  in K. We can use the equation  $q = c \times m \times \Delta T$  to calculate the heat.

**SOLUTION:**  $\Delta T = T_{\text{final}} - T_{\text{initial}} = 300. - 25 = 275^\circ\text{C} = 275 \text{ K}$

$$q = c \times m \times \Delta T = \frac{0.387 \text{ J}}{\text{g}\cdot\text{K}} \times 125 \text{ g} \times 275 \text{ K} = 1.33 \times 10^4 \text{ J}$$



# Common types of calorimetry

## 1- Constant pressure calorimetry

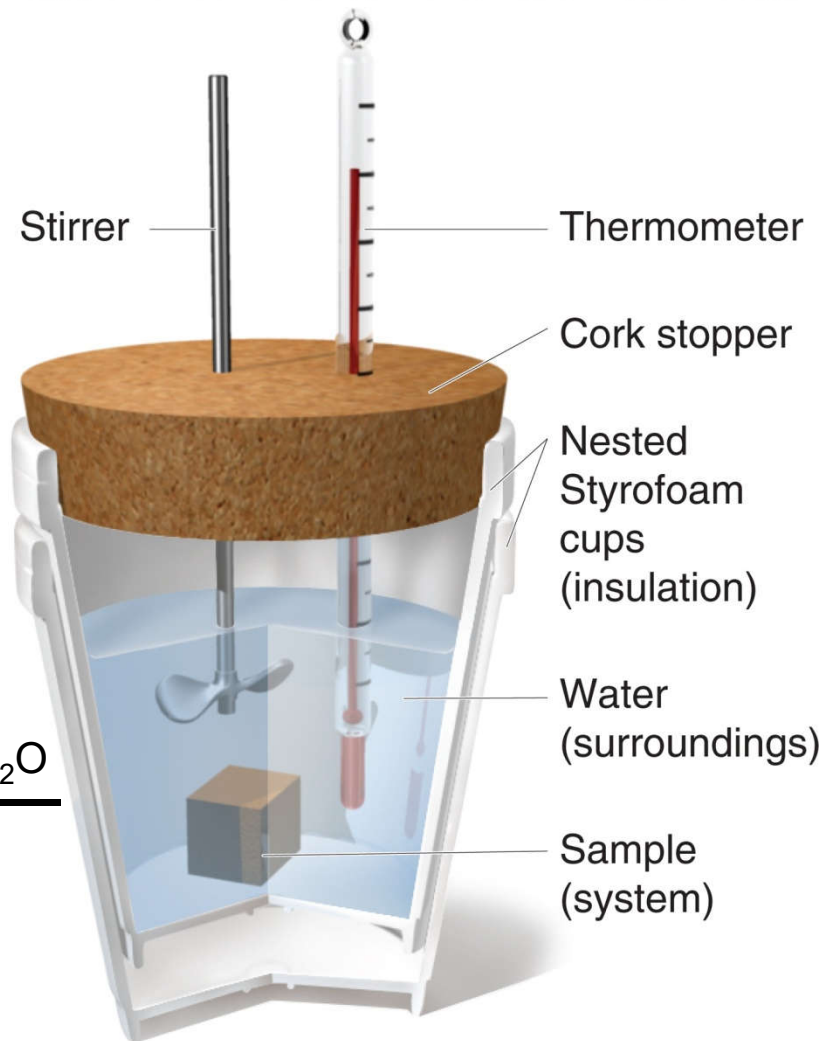
Copyright © The McGraw-Hill Companies, Inc. Permission required for reproduction or display.

### Coffee-cup calorimeter.

Device used to find the specific heat capacity for solid does not dissolve or react with water .

$$-q_{\text{solid}} = q_{\text{H}_2\text{O}}$$

$$C_{\text{solid}} = \frac{c_{\text{H}_2\text{O}} \times \text{mass}_{\text{H}_2\text{O}} \times \Delta T_{\text{H}_2\text{O}}}{\text{mass}_{\text{solid}} \times \Delta T_{\text{solid}}}$$



This device measures the heat transferred at constant pressure ( $q_p$ ).

UPLOADED BY:Ahmad Al-Jundi



**Sample Problem 6.4****Determining the Specific Heat Capacity of a Solid**

**PROBLEM:** A 22.05 g solid is heated in a test-tube to 100.00°C and added to 50.00 g of water in a coffee-cup calorimeter. The water temperature changes from 25.10°C to 28.49°C. Find the specific heat capacity of the solid.  $C_{\text{H}_2\text{O}} = 4.184 \text{ J/g}\cdot\text{K}$

**PLAN:** Since the water and the solid are in contact, heat is transferred from the solid to the water until they reach the same  $T_{\text{final}}$ . In addition, the heat given out by the solid ( $-q_{\text{solid}}$ ) is equal to the heat absorbed by the water ( $q_{\text{water}}$ ).

**SOLUTION:**

$$\Delta T_{\text{water}} = T_{\text{final}} - T_{\text{initial}} = (28.49^\circ\text{C} - 25.10^\circ\text{C}) = 3.39^\circ\text{C} = 3.39 \text{ K}$$

$$\Delta T_{\text{solid}} = T_{\text{final}} - T_{\text{initial}} = (28.49^\circ\text{C} - 100.00^\circ\text{C}) = -71.51^\circ\text{C} = -71.51 \text{ K}$$



**Sample Problem 6.4**

$$C_{solid} = \frac{c_{\text{H}_2\text{O}} \times \text{mass}_{\text{H}_2\text{O}} \times \Delta T_{\text{H}_2\text{O}}}{\text{mass}_{\text{solid}} \times \Delta T_{\text{solid}}}$$
$$= \frac{4.184 \text{ J/g}\cdot\text{K} \times 50.00 \text{ g} \times 3.39 \text{ K}}{22.05 \text{ g} \times (-71.51 \text{ K})} = \mathbf{0.450 \text{ J/g}\cdot\text{K}}$$



**Sample Problem 6.5****Determining the Enthalpy Change of an Aqueous Reaction**

**PROBLEM:** 50.0 mL of 0.500 *M* NaOH is placed in a coffee-cup calorimeter at 25.00°C and 25.0 mL of 0.500 *M* HCl is carefully added, also at 25.00°C. After stirring, the final temperature is 27.21°C. Calculate  $q_{\text{soln}}$  (in J) and the change in enthalpy,  $\Delta H$ , (in kJ/mol of H<sub>2</sub>O formed).

Assume that the total volume is the sum of the individual volumes, that  $d = 1.00$  g/mL and  $c = 4.184$  J/g·K

**PLAN:** Heat flows from the reaction (the system) to its surroundings (the solution). Since  $-q_{\text{rxn}} = q_{\text{soln}}$ , we can find the heat of the reaction by calculating the heat absorbed by the solution.



**Sample Problem 6.5****SOLUTION:**

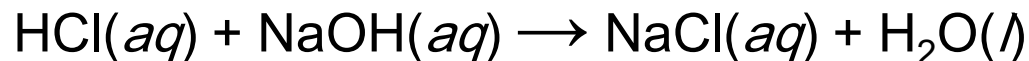
(a) To find  $q_{\text{soln}}$ :

Total mass (g) of the solution = (25.0 mL + 50.0 mL) x 1.00 g/mL = 75.0 g

$$\Delta T_{\text{soln}} = 27.21^{\circ}\text{C} - 25.00^{\circ}\text{C} = 2.21^{\circ}\text{C} = 2.21 \text{ K}$$

$$q_{\text{soln}} = c_{\text{soln}} \times \text{mass}_{\text{soln}} \times \Delta T_{\text{soln}} = (4.184 \text{ J/g}\cdot\text{K})(75.0 \text{ g})(2.21 \text{ K}) = \boxed{693 \text{ J}}$$

(b) To find  $\Delta H_{\text{rxn}}$  we first need a balanced equation:



## Sample Problem 6.5

For HCl:

$$25.0 \text{ mL HCl} \times \frac{1 \text{ L}}{10^3 \text{ mL}} \times \frac{0.500 \text{ mol}}{1 \text{ L}} \times \frac{1 \text{ mol H}_2\text{O}}{1 \text{ mol HCl}} = 0.0125 \text{ mol H}_2\text{O}$$

For NaOH:

$$50.0 \text{ mL NaOH} \times \frac{1 \text{ L}}{10^3 \text{ mL}} \times \frac{0.500 \text{ mol}}{1 \text{ L}} \times \frac{1 \text{ mol H}_2\text{O}}{1 \text{ mol NaOH}} = 0.0250 \text{ mol H}_2\text{O}$$

HCl is limiting, and the amount of H<sub>2</sub>O formed is 0.0125 mol.

$$q_{\text{soln}} = -q_{\text{rxn}}$$

$$\Delta H_{\text{rxn}} = \frac{q_{\text{rxn}}}{\text{mol H}_2\text{O}} = \frac{-693 \text{ J}}{0.0125 \text{ mol}} \times \frac{1 \text{ kJ}}{10^3 \text{ J}} = \boxed{-55.4 \text{ kJ/mol H}_2\text{O}}$$





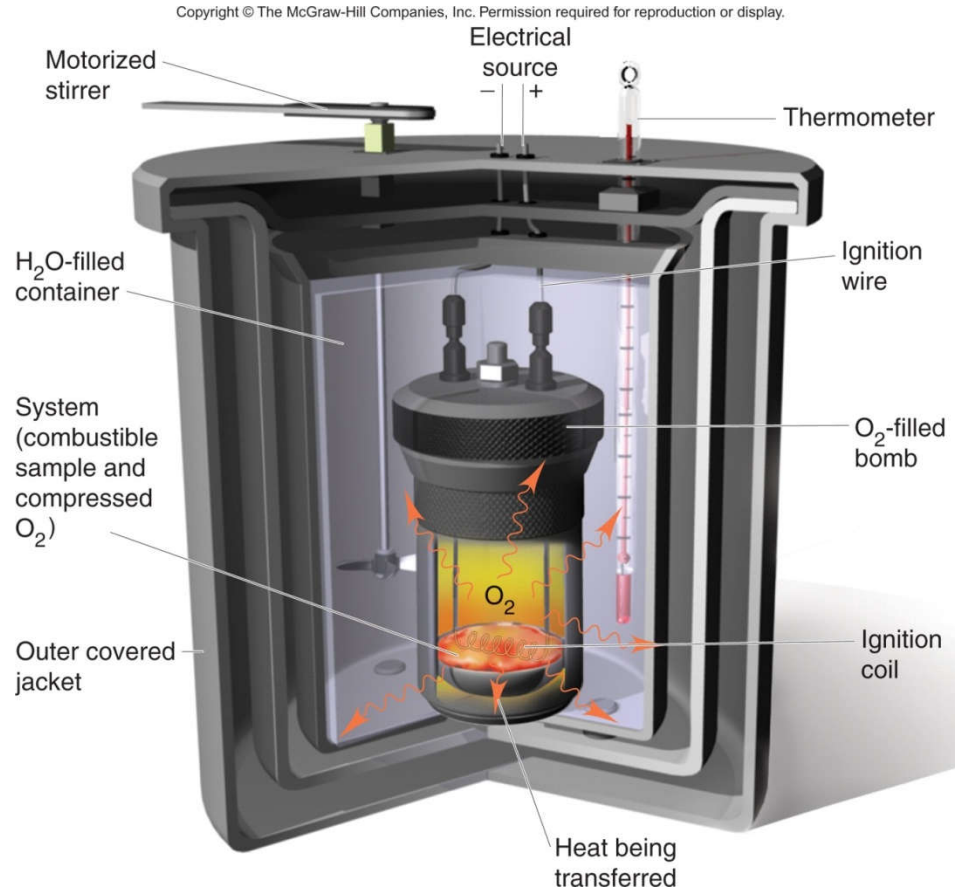
# 1- Constant volume calorimetry

## A bomb calorimeter.

Device used to measure the heat of combustion reaction

$$q_v = \Delta E + P\Delta V$$

$$q_v = \Delta E + 0$$



This device measures the heat released at constant volume ( $q_v$ ).



**Sample Problem 6.6****Calculating the Heat of a Combustion Reaction**

**PROBLEM:** A manufacturer claims that its new dietetic dessert has “fewer than 10 Calories per serving.” To test the claim, a chemist at the Department of Consumer Affairs places one serving in a bomb calorimeter and burns it in  $O_2$ . The initial temperature is  $21.862^\circ\text{C}$  and the temperature rises to  $26.799^\circ\text{C}$ . If the heat capacity of the calorimeter is  $8.151 \text{ kJ/K}$ , is the manufacturer’s claim correct?

**PLAN:** When the dessert (system) burns, the heat released is absorbed by the calorimeter:

$$-q_{\text{system}} = q_{\text{calorimeter}}$$

To verify the energy provided by the dessert, we calculate  $q_{\text{calorimeter}}$ .



**Sample Problem 6.6****SOLUTION:**

$$\begin{aligned}\Delta T_{\text{calorimeter}} &= T_{\text{final}} - T_{\text{initial}} \\ &= 26.799^{\circ}\text{C} - 21.862^{\circ}\text{C} = 4.937^{\circ}\text{C} = 4.937 \text{ K}\end{aligned}$$

$$q_{\text{calorimeter}} = \text{heat capacity} \times \Delta T = 8.151 \text{ kJ/K} \times 4.937 \text{ K} = 40.24 \text{ kJ}$$

$$40.24 \text{ kJ} \times \frac{\text{kcal}}{4.184 \text{ kJ}} = \boxed{9.63 \text{ kcal or Calories}}$$

**The manufacturer's claim is true, since the heat produced is less than 10 Calories.**



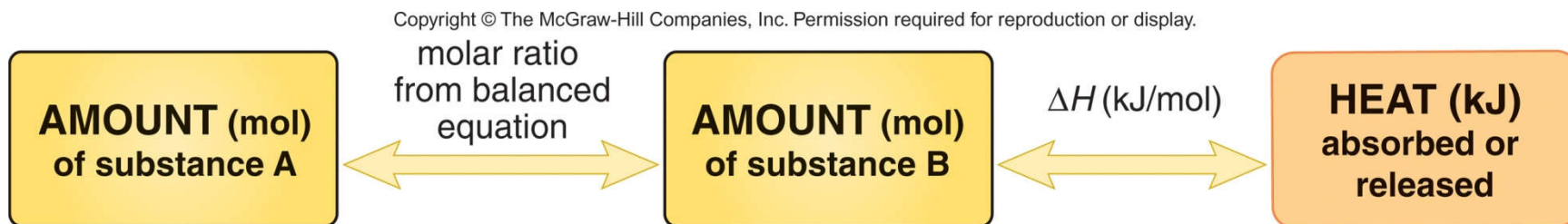
# Stoichiometry of Thermochemical Equations

- A ***thermochemical equation*** is a balanced equation that includes  $\Delta H_{\text{rxn}}$ .
- The sign of  $\Delta H$  indicates whether the reaction is exothermic or endothermic.
- The magnitude of  $\Delta H$  is ***proportional to the amount of substance***.
- The value of  $\Delta H$  can be used in a calculation in the same way as a mole ratio.



## Figure 6.11

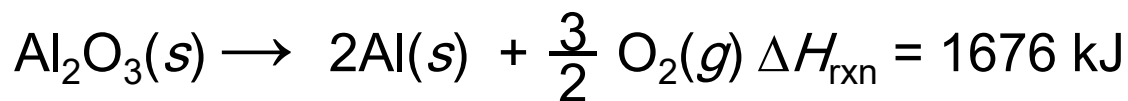
The relationship between amount (mol) of substance and the energy (kJ) transferred as heat during a reaction.



**Sample Problem 6.7**

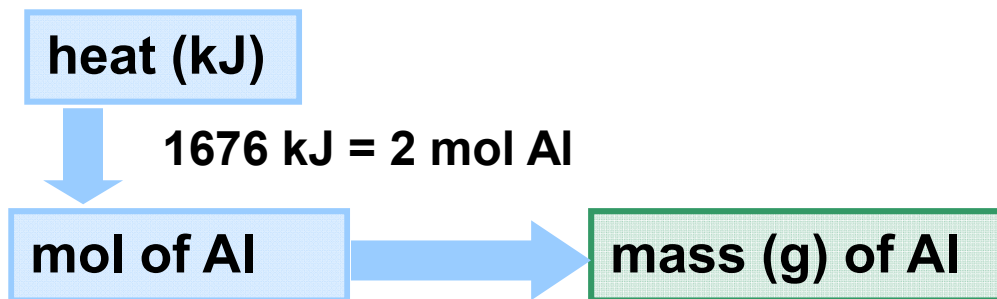
**Using the Enthalpy Change of a Reaction ( $\Delta H$ ) to Find Amounts of Substance**

**PROBLEM:** The major source of aluminum in the world is bauxite (mostly aluminum oxide). Its thermal decomposition can be represented by the equation



If aluminum is produced this way, how many grams of aluminum can form when  $1.000 \times 10^3$  kJ of heat is transferred?

**PLAN:** From the balanced equation and  $\Delta H$ , we see that 2 mol of Al is formed when 1676 kJ of heat is absorbed.



multiply by  $\mathcal{M}$



**Sample Problem 6.7****SOLUTION:**

$$1.000 \times 10^3 \text{ kJ} \times \frac{2 \text{ mol Al}}{1676 \text{ kJ}} \times \frac{26.98 \text{ g Al}}{1 \text{ mol Al}} = \boxed{32.20 \text{ g Al}}$$



## Hess' Law

**Hess's law** states that *the enthalpy change of an overall process is the sum of the enthalpy changes of its individual steps.*

$$\Delta H_{\text{overall}} = \Delta H_1 + \Delta H_2 + \dots + \Delta H_n$$

$\Delta H$  for an overall reaction can be calculated if the  $\Delta H$  values for the individual steps are known.





## Calculating $\Delta H$ for an overall process

- Identify the target equation, the step whose  $\Delta H$  is unknown.
  - Note the amount of each reactant and product.
- Manipulate each equation with known  $\Delta H$  values so that the target amount of each substance is on the correct side of the equation.
  - Change the sign of  $\Delta H$  when you reverse an equation.
  - Multiply amount (mol) and  $\Delta H$  by the same factor.
- Add the manipulated equations and their resulting  $\Delta H$  values to get the target equation and its  $\Delta H$ .
  - All substances except those in the target equation must cancel.

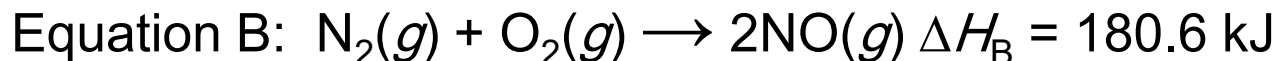
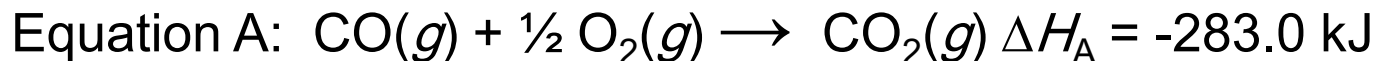


**Sample Problem 6.8****Using Hess's Law to Calculate an Unknown  $\Delta H$** 

**PROBLEM:** Two gaseous pollutants that form in auto exhausts are CO and NO. An environmental chemist is studying ways to convert them to less harmful gases through the following reaction:



Given the following information, calculate the unknown  $\Delta H$ :



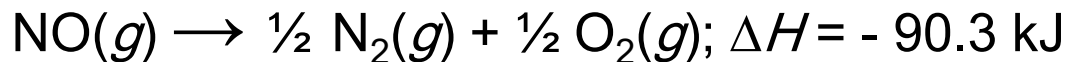
**PLAN:** Manipulate Equations A and/or B and their  $\Delta H$  values to get to the target equation and its  $\Delta H$ . All substances except those in the target equation must cancel.



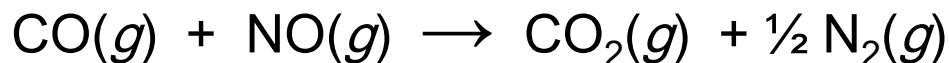
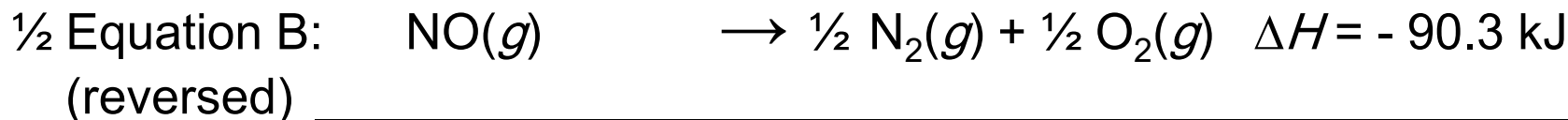
## Sample Problem 6.8

### SOLUTION:

Multiply Equation B by  $\frac{1}{2}$  and reverse it:



Add the manipulated equations together:



$\Delta H_{\text{rxn}} = -373.3 \text{ kJ}$



**Table 6.3 Selected Standard Enthalpies of Formation at 25°C (298K)**

Formula	$\Delta H_f^\circ$ (kJ/mol)	Formula	$\Delta H_f^\circ$ (kJ/mol)	Formula	$\Delta H_f^\circ$ (kJ/mol)
Calcium				Silver	
Ca(s)	0	Cl <sub>2</sub> (g)	0	Ag(s)	0
CaO(s)	-635.1	HCl(g)	-92.3	AgCl(s)	-127.0
CaCO <sub>3</sub> (s)	-1206.9	Hydrogen		Sodium	
Carbon		H(g)	218	Na(s)	0
C(graphite)	0	H <sub>2</sub> (g)	0	Na(g)	107.8
C(diamond)	1.9	Nitrogen		NaCl(s)	-411.1
CO(g)	-110.5	N <sub>2</sub> (g)	0	Sulfur	
CO <sub>2</sub> (g)	-393.5	NH <sub>3</sub> (g)	-45.9	S <sub>8</sub> (rhombic)	0
CH <sub>4</sub> (g)	-74.9	NO(g)	90.3	S <sub>8</sub> (monoclinic)	0.3
CH <sub>3</sub> OH(l)	-238.6	Oxygen		SO <sub>2</sub> (g)	-296.8
HCN(g)	135	O <sub>2</sub> (g)	0	SO <sub>3</sub> (g)	-396.0
CS <sub>s</sub> (l)	87.9	O <sub>3</sub> (g)	143		
Chlorine		H <sub>2</sub> O(g)	-241.8		
Cl(g)	121.0	H <sub>2</sub> O(l)	-285.8		



**Sample Problem 6.9****Writing Formation Equations**

**PROBLEM:** Write balanced equations for the formation of 1 mol of the following compounds from their elements in their standard states and include  $\Delta H_f^\circ$ .

- (a) Silver chloride, AgCl, a solid at standard conditions.
- (b) Calcium carbonate, CaCO<sub>3</sub>, a solid at standard conditions.
- (c) Hydrogen cyanide, HCN, a gas at standard conditions.

**PLAN:** Write the elements as reactants and 1 mol of the compound as the product formed. Make sure all substances are in their standard states. Balance the equations and find the value of  $\Delta H_f^\circ$  in Table 6.3 or Appendix B.

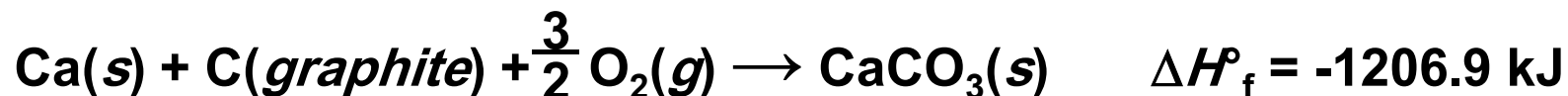


**Sample Problem 6.9****SOLUTION:**

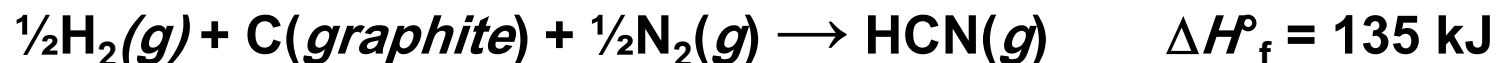
(a) Silver chloride, AgCl, a solid at standard conditions.



(b) Calcium carbonate, CaCO<sub>3</sub>, a solid at standard conditions.



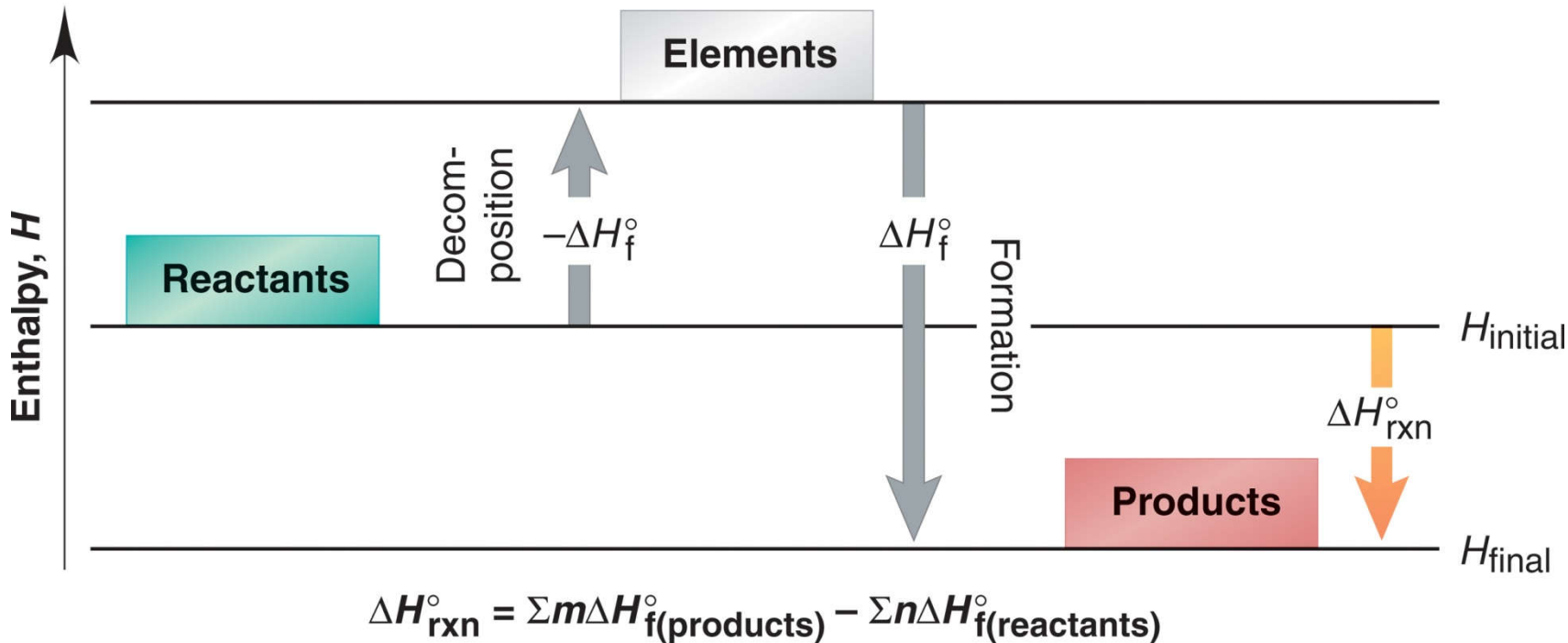
(c) Hydrogen cyanide, HCN, a gas at standard conditions.



## Figure 6.10


The two-step process for determining  $\Delta H^\circ_{\text{rxn}}$  from  $\Delta H^\circ_{\text{f}}$  values.

Copyright © The McGraw-Hill Companies, Inc. Permission required for reproduction or display.



**Sample Problem 6.10****Calculating  $\Delta H^\circ_{\text{rxn}}$  from  $\Delta H^\circ_f$  Values**

**PROBLEM:** Nitric acid, whose worldwide annual production is about 8 billion kilograms, is used to make many products, including fertilizer, dyes, and explosives. The first step in the industrial production process is the oxidation of ammonia:



Calculate  $\Delta H^\circ_{\text{rxn}}$  from  $\Delta H^\circ_f$  values.

**PLAN:** Use the  $\Delta H^\circ_f$  values from Table 6.3 or Appendix B and apply the equation

$$\Delta H_{\text{rxn}} = \sum m\Delta H^\circ_f (\text{products}) - \sum n\Delta H^\circ_f (\text{reactants})$$





**Sample Problem 6.10****SOLUTION:**

$$\Delta H_{\text{rxn}} = \sum m\Delta H_f^\circ (\text{products}) - \sum n\Delta H_f^\circ (\text{reactants})$$

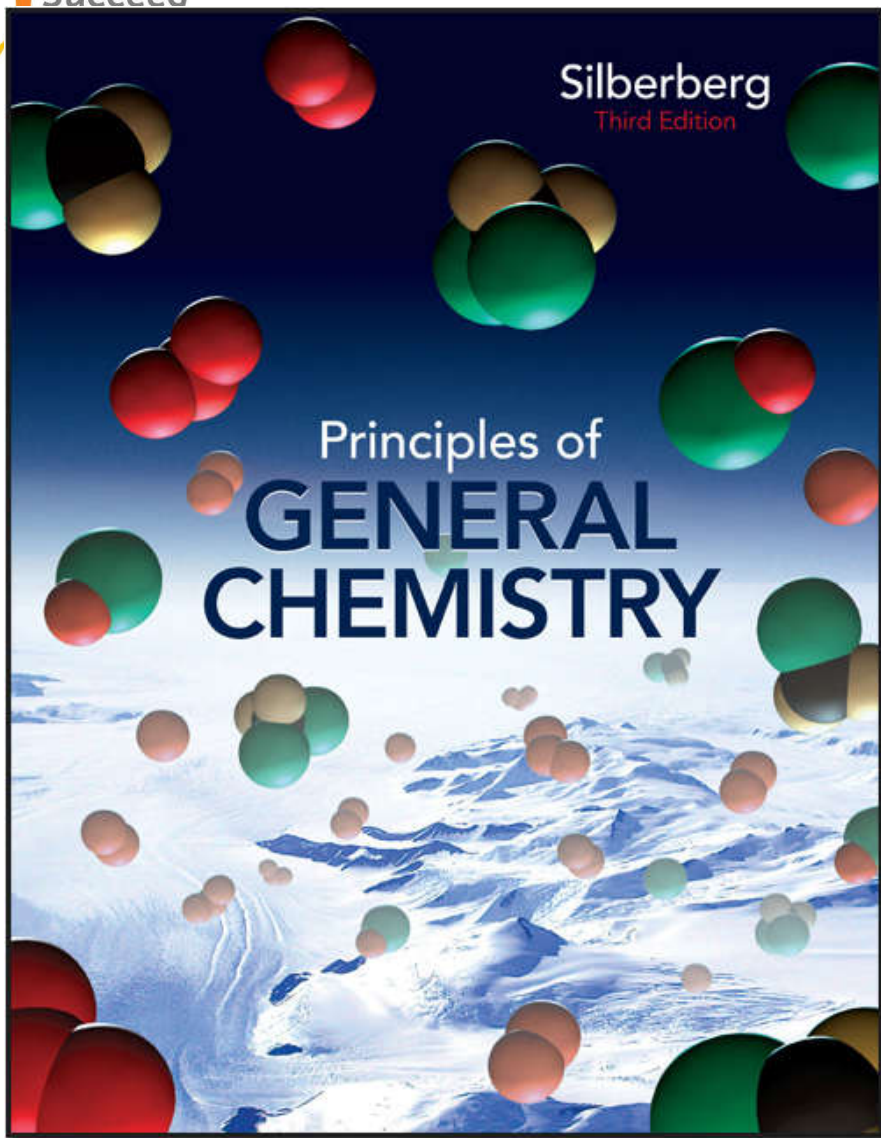
$$\Delta H_{\text{rxn}} = [4(\Delta H_f^\circ \text{ of NO}(g) + 6(\Delta H_f^\circ \text{ of H}_2\text{O}(g))] \\ - [4(\Delta H \text{ of NH}_3(g) + 5(\Delta H \text{ of O}_2(g))]$$

$$= (4 \text{ mol})(90.3 \text{ kJ/mol}) + (6 \text{ mol})(-241.8 \text{ kJ/mol}) - \\ [(4 \text{ mol})(-45.9 \text{ kJ/mol}) + (5 \text{ mol})(0 \text{ kJ/mol})] \\ = -906 \text{ kJ}$$

$$\Delta H_{\text{rxn}} = -906 \text{ kJ}$$







# Chapter 07

## Lecture Outline

See separate *Image PowerPoint* slides for all figures and tables pre-inserted into PowerPoint without notes.

UPLOADED BY Ahmad Jundi



# Chapter 7

## Quantum Theory and Atomic Structure



# **Quantum Theory and Atomic Structure**

## **7.1 The Nature of Light**

## **7.2 Atomic Spectra**

## **7.3 The Wave-Particle Duality of Matter and Energy**

## **7.4 The Quantum-Mechanical Model of the Atom**



# The Wave Nature of Light

Visible light is a type of *electromagnetic radiation*.

The wave properties of electromagnetic radiation are described by three variables:

- **frequency** ( $\nu$ ), cycles per second
- **wavelength** ( $\lambda$ ), the distance a wave travels in one cycle
- **amplitude**, the height of a wave crest or depth of a trough.

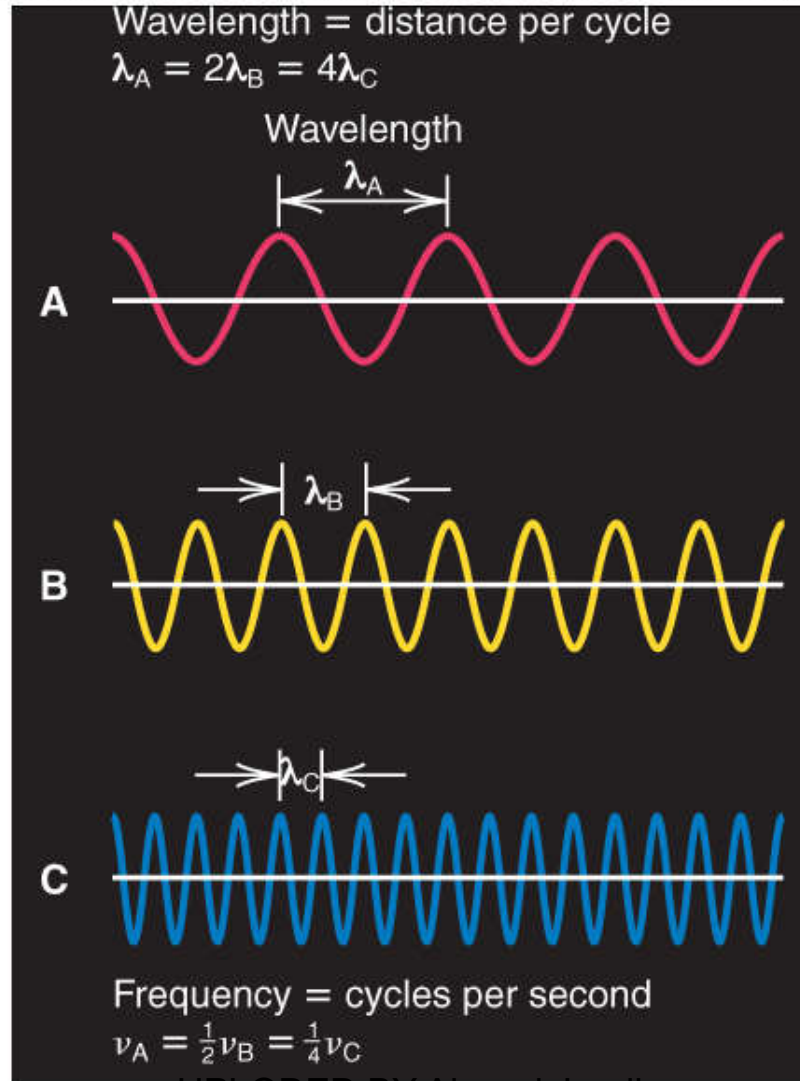
The *speed of light* is a constant:

$$c = \nu \times \lambda$$
$$= 3.00 \times 10^8 \text{ m/s in a vacuum}$$



# Figure 7.1 The reciprocal relationship of frequency and wavelength.

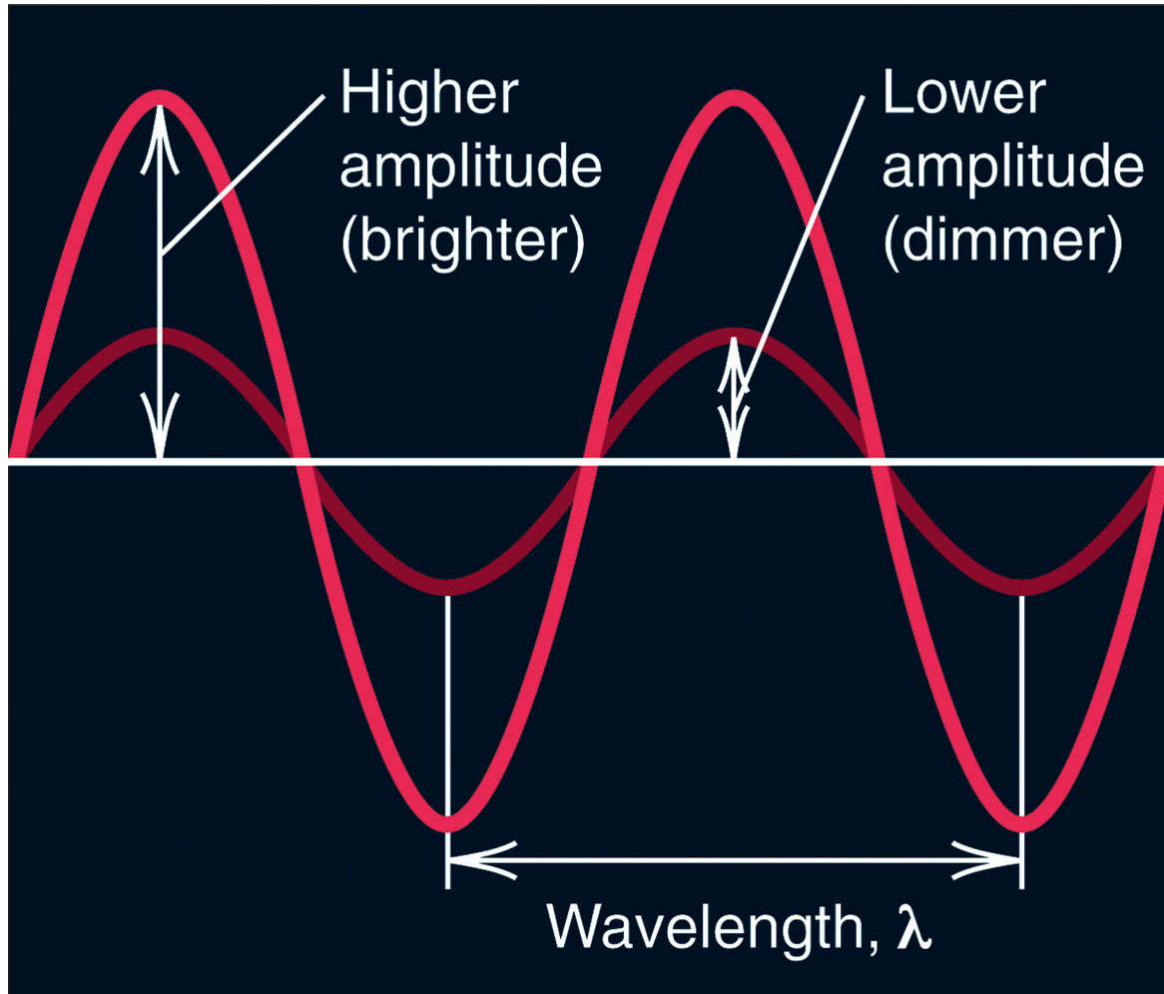
Copyright © The McGraw-Hill Companies, Inc. Permission required for reproduction or display.



UPLOADED BY Ahmad Jundi

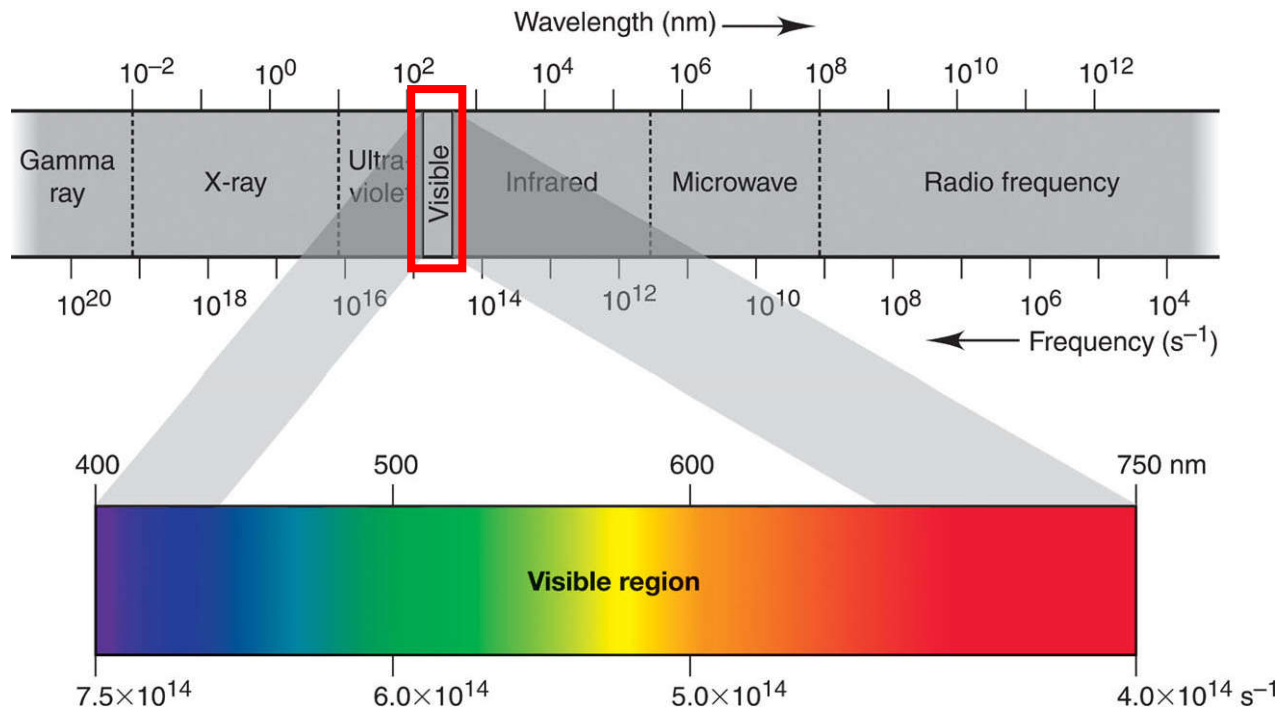


**Figure 7.2** Differing amplitude (brightness, or intensity) of a wave.





**Figure 7.3**      **Regions of the electromagnetic spectrum.**

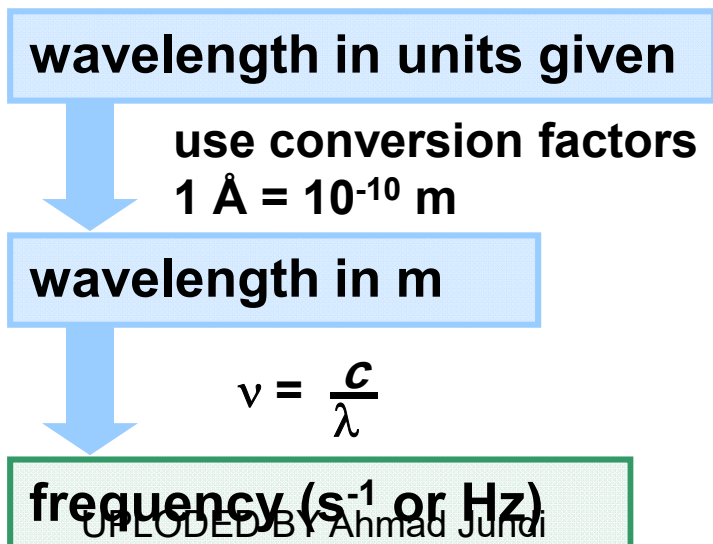


Light of single wavelength is called **monochromatic** (one color)  
 Whereas light of many wavelength is **polychromatic**.

**Sample Problem 7.1****Interconverting Wavelength and Frequency**

**PROBLEM:** A dental hygienist uses x-rays ( $\lambda = 1.00 \text{ \AA}$ ) to take a series of dental radiographs while the patient listens to a radio station ( $\lambda = 325 \text{ cm}$ ) and looks out the window at the blue sky ( $\lambda = 473 \text{ nm}$ ). What is the frequency (in  $\text{s}^{-1}$ ) of the electromagnetic radiation from each source? (Assume that the radiation travels at the speed of light,  $3.00 \times 10^8 \text{ m/s}$ .)

**PLAN:** Use the equation  $c = v\lambda$  to convert wavelength to frequency. Wavelengths need to be in meters because  $c$  has units of  $\text{m/s}$ .



## Sample Problem 7.1

### SOLUTION:

For the x-rays:  $\lambda = 1.00 \text{ \AA} \times \frac{10^{-10} \text{ m}}{1 \text{ \AA}} = 1.00 \times 10^{-10} \text{ m}$

$$v = \frac{c}{\lambda} = \frac{3.00 \times 10^8 \text{ m/s}}{1.00 \times 10^{-10} \text{ m}} = \boxed{3.00 \times 10^{18} \text{ s}^{-1}}$$

For the radio signal:  $v = \frac{c}{\lambda} = \frac{3.00 \times 10^8 \text{ m/s}}{325 \text{ cm} \times \frac{10^{-2} \text{ m}}{1 \text{ cm}}} = \boxed{9.23 \times 10^7 \text{ s}^{-1}}$

For the blue sky:  $v = \frac{c}{\lambda} = \frac{3.00 \times 10^8 \text{ m/s}}{473 \text{ nm} \times \frac{10^{-9} \text{ m}}{1 \text{ cm}}} = \boxed{6.34 \times 10^{14} \text{ s}^{-1}}$



# Classical distinction between energy and matter

UPLOADED BY AHMAD T JUNDI

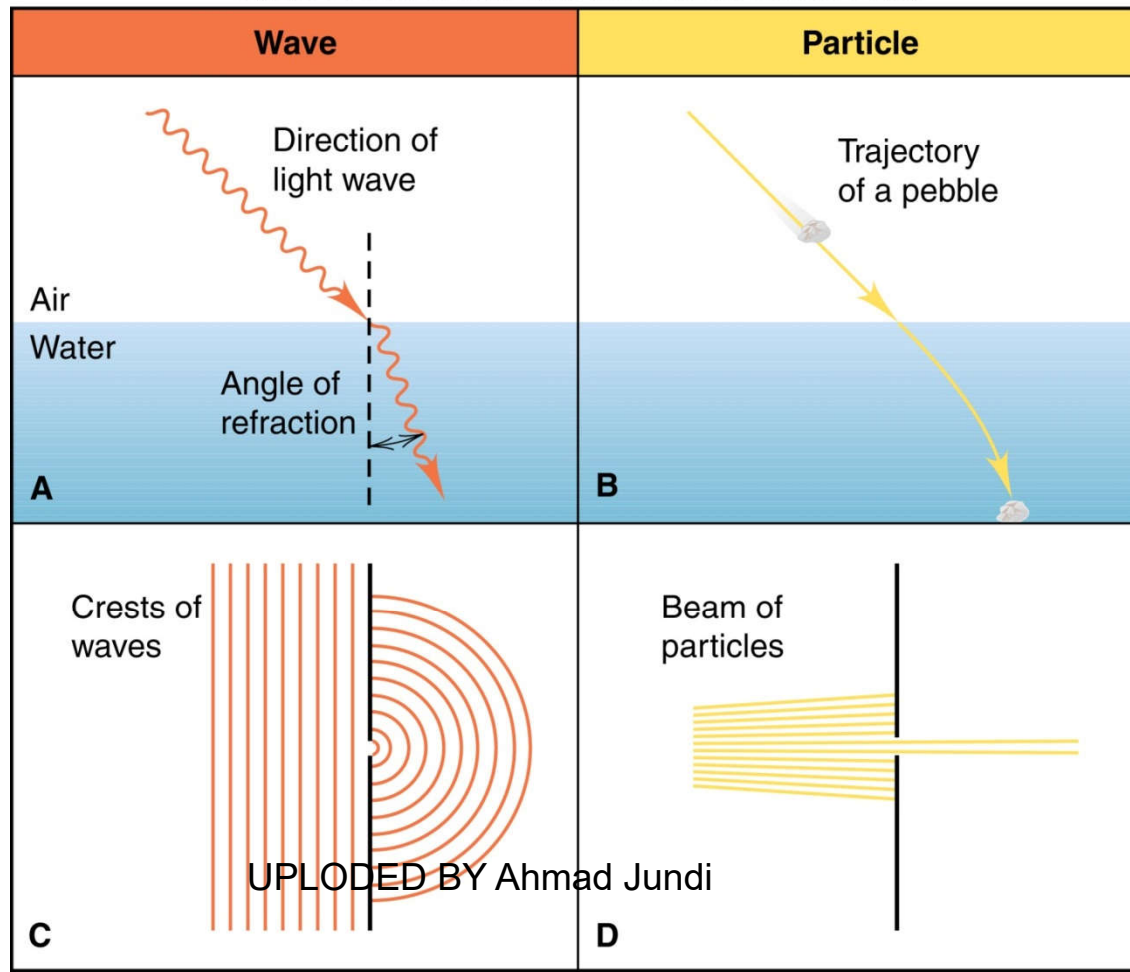
## Different behaviors of waves of energy and particles of matter

### 1- Refraction and Dispersion

When the light wave pass from one media into another the speed of the wave change.

White light separates (disperses) into its components colors when it pass through the prism

Copyright © The McGraw-Hill Companies, Inc. Permission required for reproduction or display.

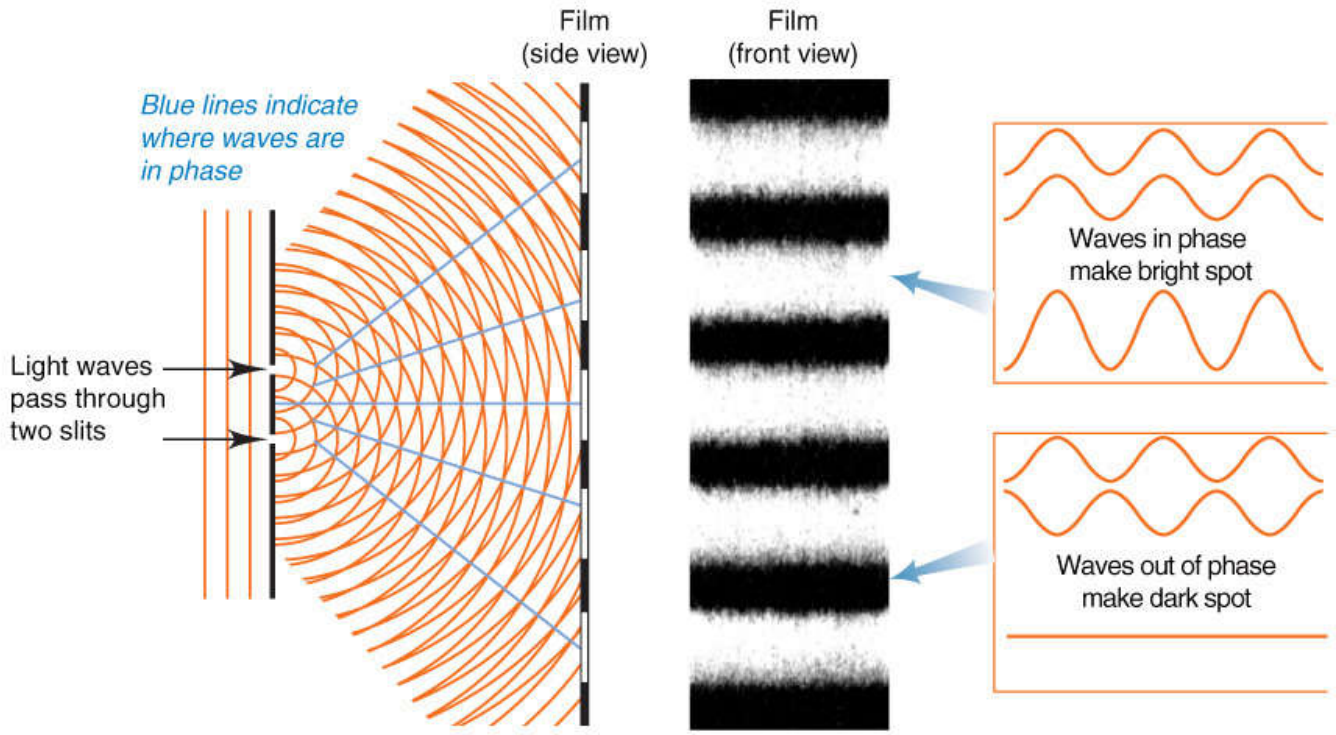


## 2- Diffraction and Interference

When wave strike the edge of an object it bend around it (diffraction).  
When of light pass through two adjacent slits the nearby emerging circular waves interact through the process of interference.

- If the crest of waves coincide in phase ( the interference is constructive) .
- If the crest coincide with troughs out of phase ( the interference is destructive) .

Copyright © The McGraw-Hill Companies, Inc. Permission required for reproduction or display.



UPLOADED BY Ahmad Jundi

## Energy and frequency

A solid object emits visible light when it is heated to about 1000 K. This is called ***blackbody radiation***.

The *color* (and the intensity ) of the light changes as the temperature changes. Color is related to ***wavelength*** and ***frequency***, while temperature is related to ***energy***.

Energy is therefore related to frequency and wavelength:

$$E = nh\nu$$

$E$  = energy

$n$  is a positive integer (quantum number)

$h$  is Planck's constant

$\nu$  frequency



# The Quantum Theory of Energy

Any object (including atoms) can emit or absorb only *certain quantities* of energy.

Energy is *quantized*, it occurs in fixed quantities, rather than being continuous. Each fixed quantity of energy is called a *quantum*.

An atom changes its energy state by emitting or absorbing one or more *quanta* of energy.

$\Delta E = nh\nu$  where  $n$  can only be a whole number.



# Figure 7.6 The photoelectric effect.

Copyright © The McGraw-Hill Companies, Inc. Permission required for reproduction or display.

Einstein proposed that the light itself is particulate quantized in to tiny “bundles” of energy (photons).

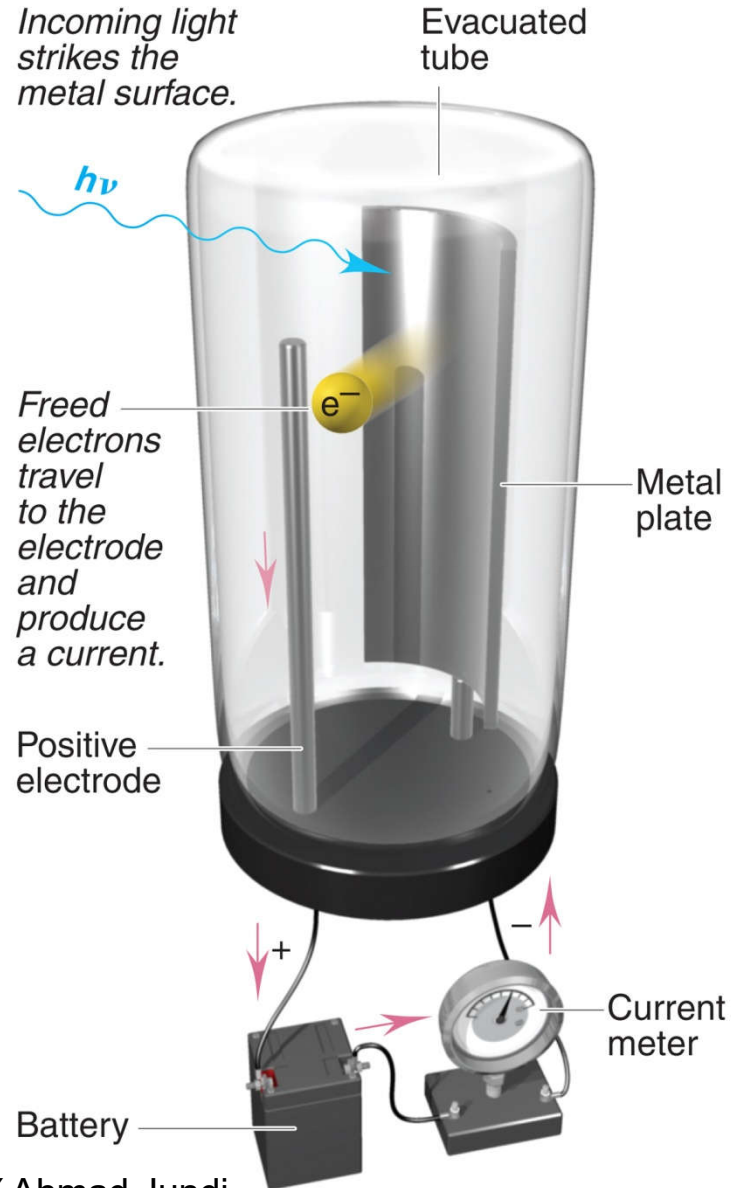
Each atom change its energy one its absorb or emit one photon(one particles of light) whose energy related to frequency not to its amplitude.

$$E_{\text{photon}} = h\nu = \Delta E$$

Two features of the photoelectric effect:

1- **Threshold frequency:** Intensity is related to number of photon but not to energy of each, a photon of certain minimum energy must be absorb to free an electron from the surface, since energy depends on frequency the theory predicts a threshold frequency.

2- **Absence of the time lag:** the current is week in dim light because fewer photons of enough energy can free fewer electrons per unit time.





**Sample Problem 7.2**

**Calculating the Energy of Radiation from Its Wavelength**

**PROBLEM:** A cook uses a microwave oven to heat a meal. The wavelength of the radiation is 1.20 cm. What is the energy of one photon of this microwave radiation?

**PLAN:** We know  $\lambda$  in cm, so we convert to m and find the frequency using the speed of light. We then find the energy of one photon using  $E = h\nu$ .

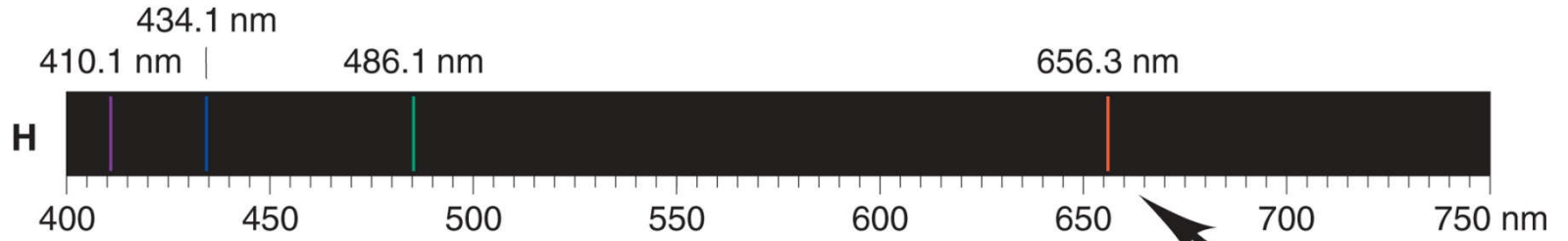
**SOLUTION:**

$$E = h\nu = \frac{hc}{\lambda} = \frac{(6.626 \times 10^{-34}) \text{ J}\cdot\text{s}(3.00 \times 10^8 \text{ m/s})}{(1.20 \text{ cm})\left(\frac{10^{-2} \text{ m}}{1 \text{ cm}}\right)} = 1.66 \times 10^{-23} \text{ J}$$

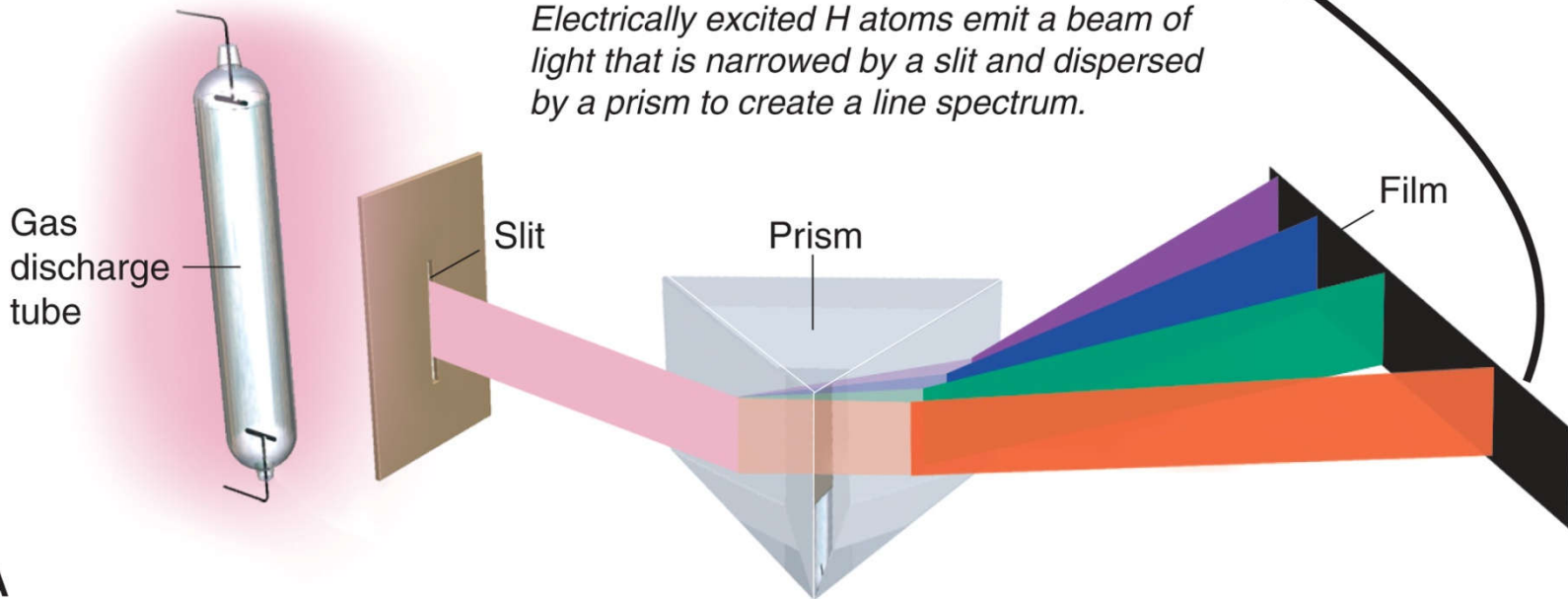


# Figure 7.7A The line spectrum of hydrogen.

Copyright © The McGraw-Hill Companies, Inc. Permission required for reproduction or display.

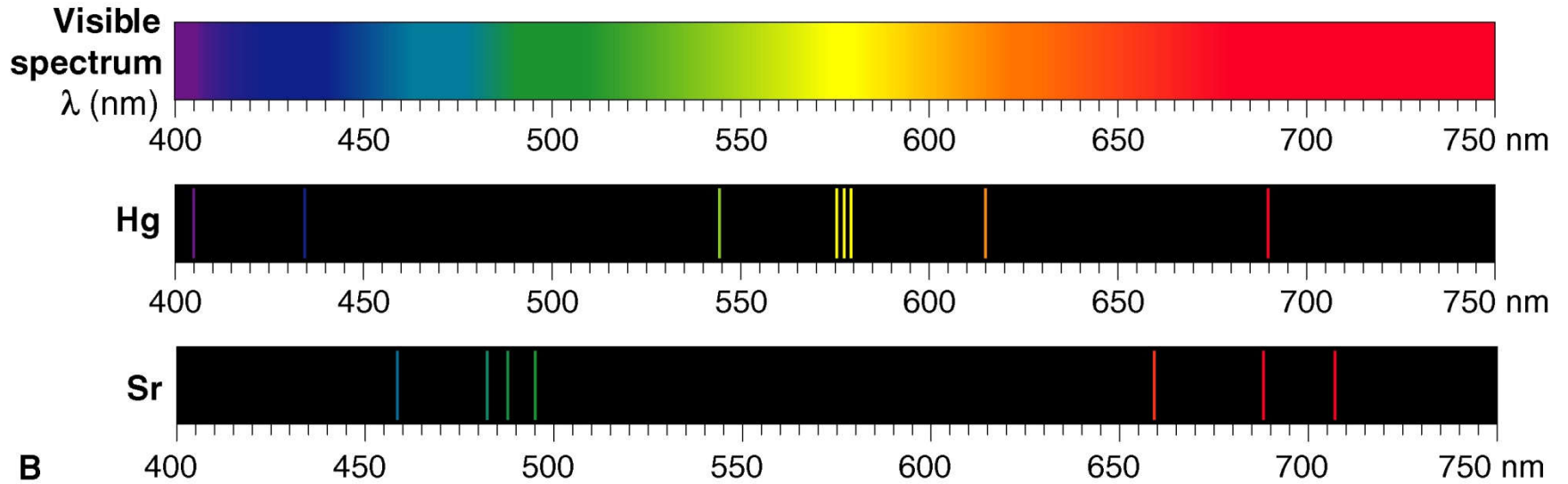


*Electrically excited H atoms emit a beam of light that is narrowed by a slit and dispersed by a prism to create a line spectrum.*

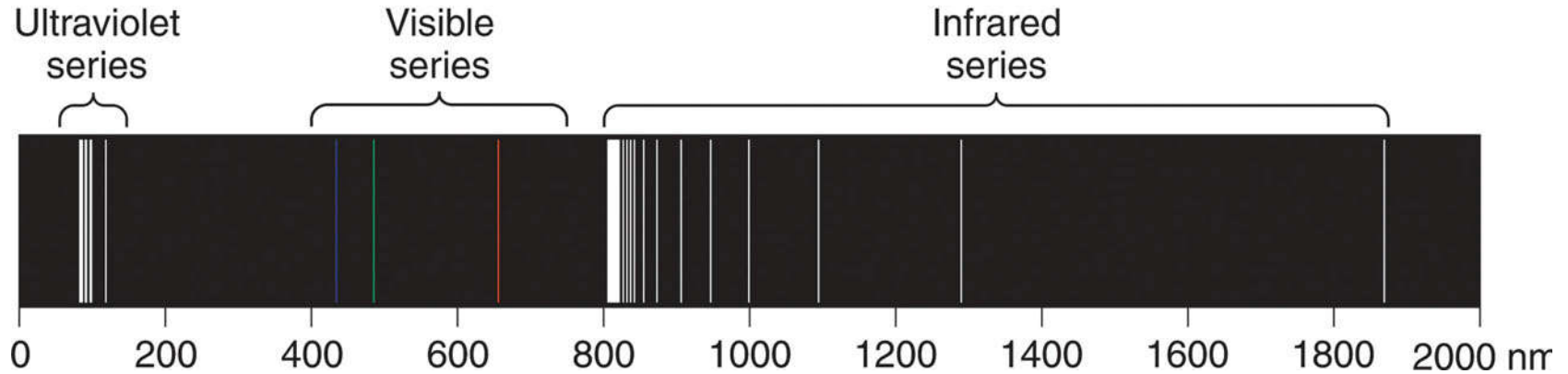


# Figure 7.7B The line spectra of Hg and Sr.

Copyright © The McGraw-Hill Companies, Inc. Permission required for reproduction or display.



**Figure 7.8 Three series of spectral lines of atomic hydrogen.**



**Rydberg equation**

$$\frac{1}{\lambda} = R \left( \frac{1}{n_1^2} - \frac{1}{n_2^2} \right)$$

***R is the Rydberg constant =  $1.096776 \times 10^7 \text{ m}^{-1}$***

for the visible series,  $n_1 = 2$  and  $n_2 = 3, 4, 5, \dots$



# The Bohr Model of the Hydrogen Atom

Bohr's atomic model postulated the following:

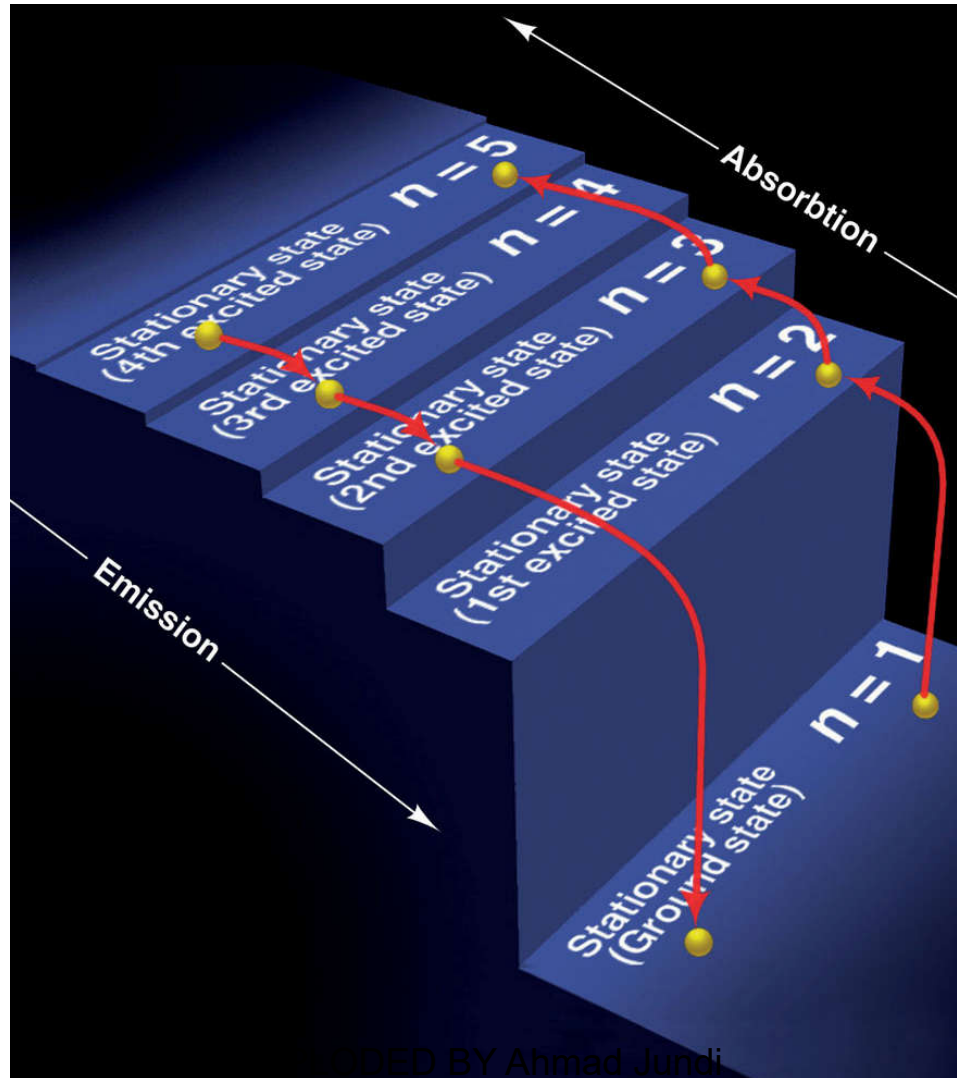
- The H atom has only certain energy levels, which Bohr called ***stationary states***.
  - Each state is associated with a fixed circular orbit of the electron around the nucleus.
  - The higher the energy level, the farther the orbit is from the nucleus.
  - When the H electron is in the first orbit, the atom is in its lowest energy state, called the ***ground state***.



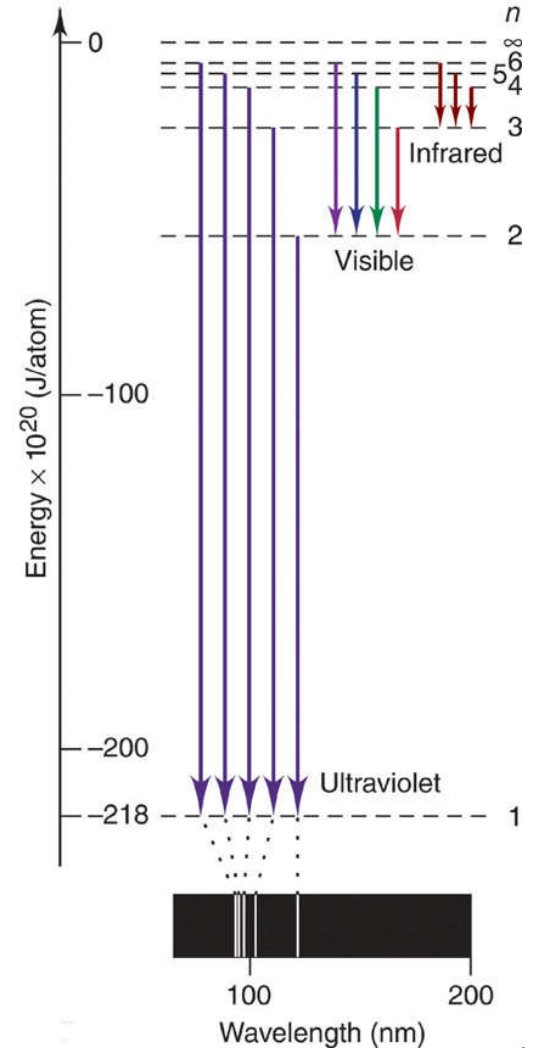
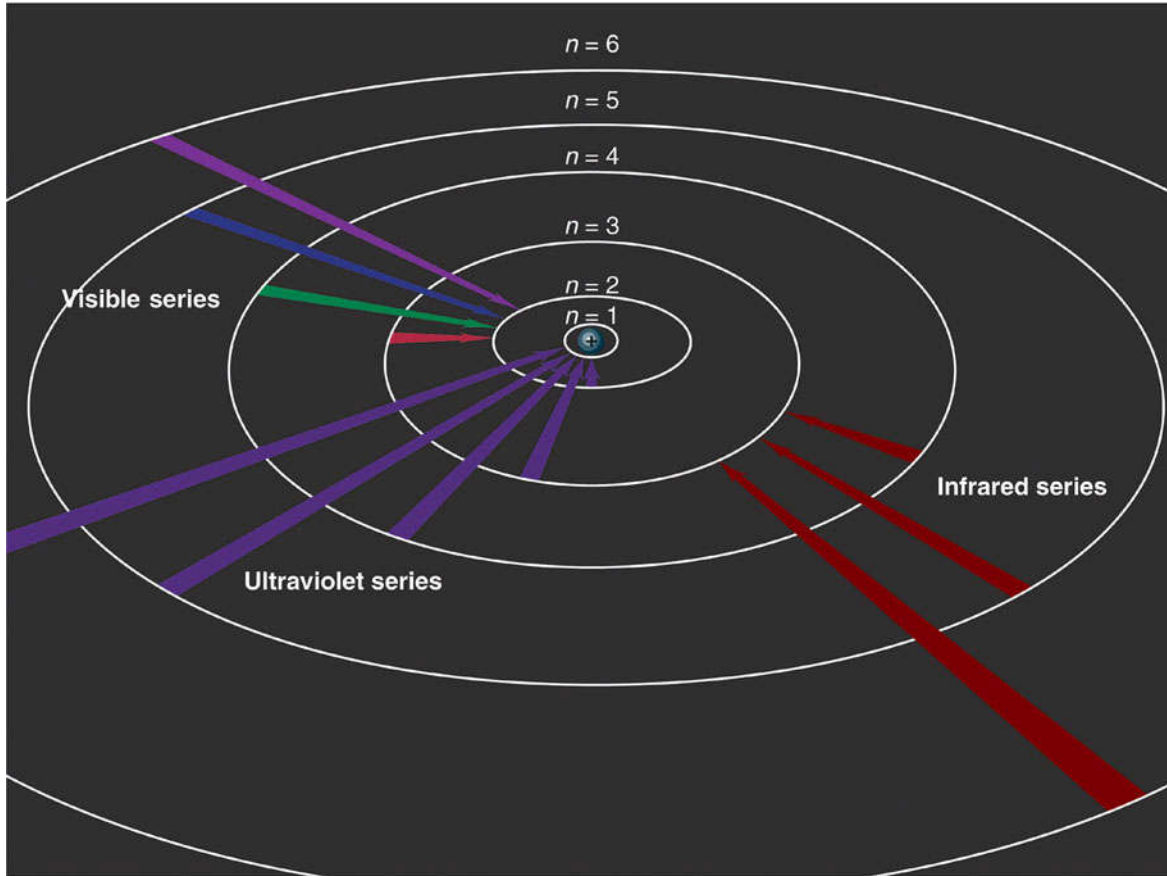
- The atom does not radiate energy while in one of its stationary states.
- The atom changes to another stationary state only by absorbing or emitting a photon.
  - The energy of the photon ( $h\nu$ ) equals the difference between the energies of the two energy states.
  - When the E electron is in any orbit higher than  $n = 1$ , the atom is in an ***excited state***.



**Figure 7.9** A quantum “staircase” as an analogy for atomic energy levels.

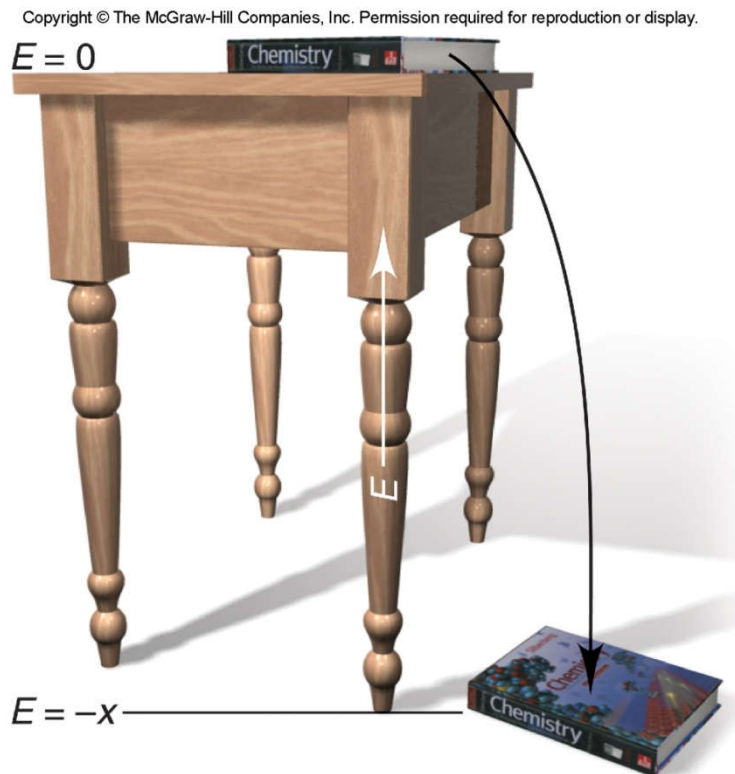


**Figure 7.10** The Bohr explanation of three series of spectral lines emitted by the H atom.





# A tabletop analogy for the H atom's energy.



$$\Delta E = E_{\text{final}} - E_{\text{initial}} = -2.18 \times 10^{-18} \text{ J} \left( \frac{1}{n_{\text{final}}^2} - \frac{1}{n_{\text{initial}}^2} \right)$$



**Sample Problem 7.3****Determining  $\Delta E$  and  $\lambda$  of an Electron Transition**

**PROBLEM:** A hydrogen atom absorbs a photon of UV light (see Figure 7.10) and its electron enters the  $n = 4$  energy level. Calculate **(a)** the change in energy of the atom and **(b)** the wavelength (in nm) of the photon.

**PLAN:** **(a)** The H atom absorbs energy, so  $E_{\text{final}} > E_{\text{initial}}$ . We are given  $n_{\text{final}} = 4$ , and Figure 7.10 shows that  $n_{\text{initial}} = 1$  because a UV photon is absorbed. We apply Equation 7.4 to find  $\Delta E$ .

**(b)** Once we know  $\Delta E$ , we find frequency and wavelength.



## Sample Problem 7.3

### SOLUTION:

$$\begin{aligned}
 \text{(a)} \quad \Delta E &= -2.18 \times 10^{-18} \text{ J} \left( \frac{1}{n_{\text{final}}^2} - \frac{1}{n_{\text{initial}}^2} \right) = -2.18 \times 10^{-18} \text{ J} \left( \frac{1}{4^2} - \frac{1}{1^2} \right) \\
 &= -2.18 \times 10^{-18} \text{ J} \left( \frac{1}{16} - \frac{1}{1} \right) \quad \boxed{= 2.04 \times 10^{-18} \text{ J}}
 \end{aligned}$$

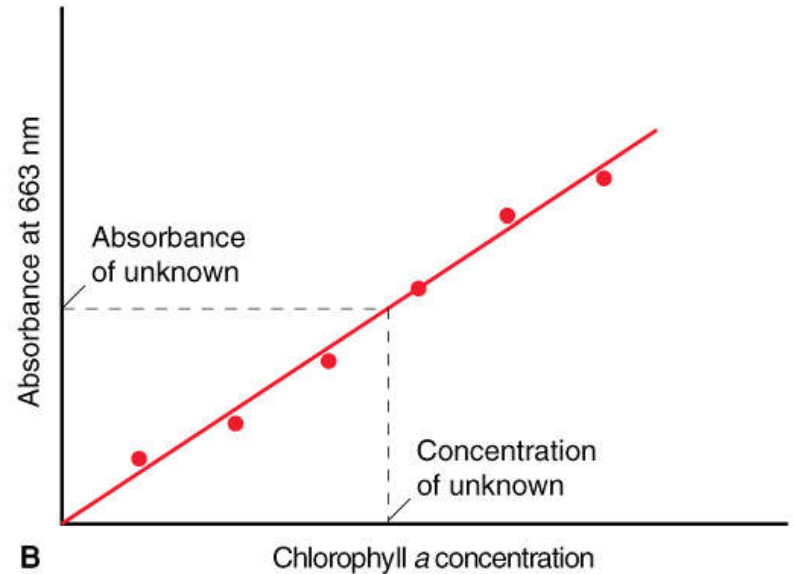
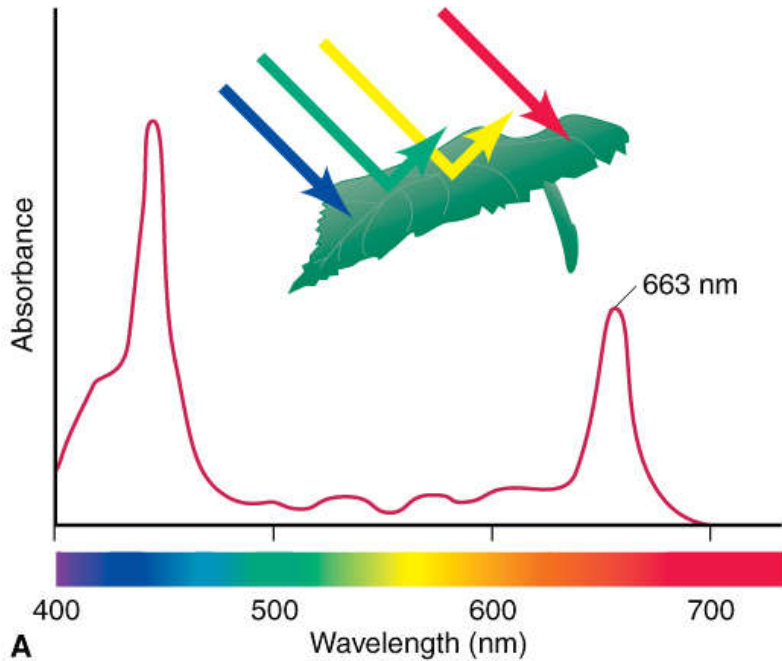
$$\text{(b)} \quad \lambda = \frac{hc}{\Delta E} = \frac{(6.626 \times 10^{-34} \text{ J}\cdot\text{s})(3.00 \times 10^8 \text{ m/s})}{2.04 \times 10^{-18} \text{ J}} \quad \boxed{= 9.74 \times 10^{-8} \text{ m}}$$

$$9.74 \times 10^{-8} \text{ m} \times \frac{1 \text{ nm}}{10^{-9} \text{ m}} \quad \boxed{= 97.4 \text{ nm}}$$



# Figure 7.11 Measuring chlorophyll *a* concentration in leaf extract.

Copyright © The McGraw-Hill Companies, Inc. Permission required for reproduction or display.



## Two types of spectra

1- Excitation spectrum

2- Emission spectrum



# The Wave-Particle Duality of Matter and Energy

Matter and Energy are alternate forms of the same entity.

$$E = mc^2$$

**All matter** exhibits properties of **both particles and waves**. Electrons have wave-like motion and therefore have only certain allowable frequencies and energies.

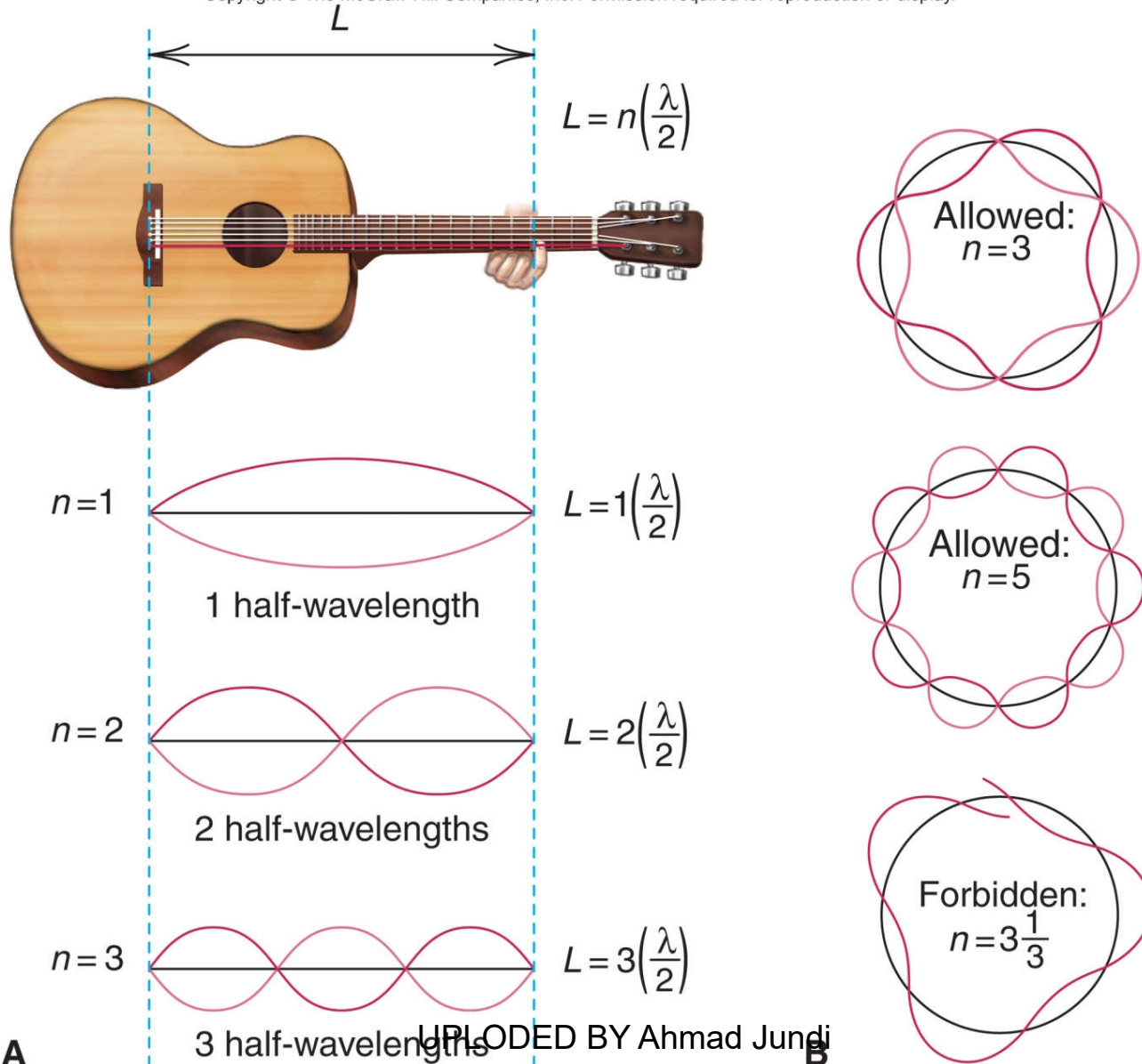
Matter behaves as though it moves in a wave, and the **de Broglie wavelength** for any particle is given by:

$$\lambda = \frac{h}{mu} \quad \begin{array}{l} m = \text{mass} \\ u = \text{speed in m/s} \end{array}$$



# Figure 7.12 Wave motion in restricted systems.

Copyright © The McGraw-Hill Companies, Inc. Permission required for reproduction or display.



**Table 7.1 The de Broglie Wavelengths of Several Objects**

<b>Substance</b>	<b>Mass (g)</b>	<b>Speed (m/s)</b>	<b><math>\lambda</math> (m)</b>
slow electron	$9 \times 10^{-28}$	1.0	$7 \times 10^{-4}$
fast electron	$9 \times 10^{-28}$	$5.9 \times 10^6$	$1 \times 10^{-1}$
alpha particle	$6.6 \times 10^{-24}$	$1.5 \times 10^7$	$7 \times 10^{-1}$
one-gram mass	1.0	0.01	$7 \times 10^{-29}$
baseball	142	25.0	$2 \times 10^{-34}$
Earth	$6.0 \times 10^{27}$	$3.0 \times 10^4$	$4 \times 10^{-63}$



**Sample Problem 7.4****Calculating the de Broglie Wavelength of an Electron**

**PROBLEM:** Find the de Broglie wavelength of an electron with a speed of  $1.00 \times 10^6$  m/s (electron mass =  $9.11 \times 10^{-31}$  kg;  $h = 6.626 \times 10^{-34}$  kg·m<sup>2</sup>/s).

**PLAN:** We know the speed and mass of the electron, so we substitute these into Equation 7.5 to find  $\lambda$ .

**SOLUTION:**

$$\lambda = \frac{h}{mu}$$

$$\lambda = \frac{6.626 \times 10^{-34} \text{ kg}\cdot\text{m}^2/\text{s}}{9.11 \times 10^{-31} \text{ kg} \times 1.00 \times 10^6 \text{ m/s}}$$


$$= 7.27 \times 10^{-10} \text{ m}$$





# Figure 7.13 Diffraction patterns of aluminum with x-rays and electrons.

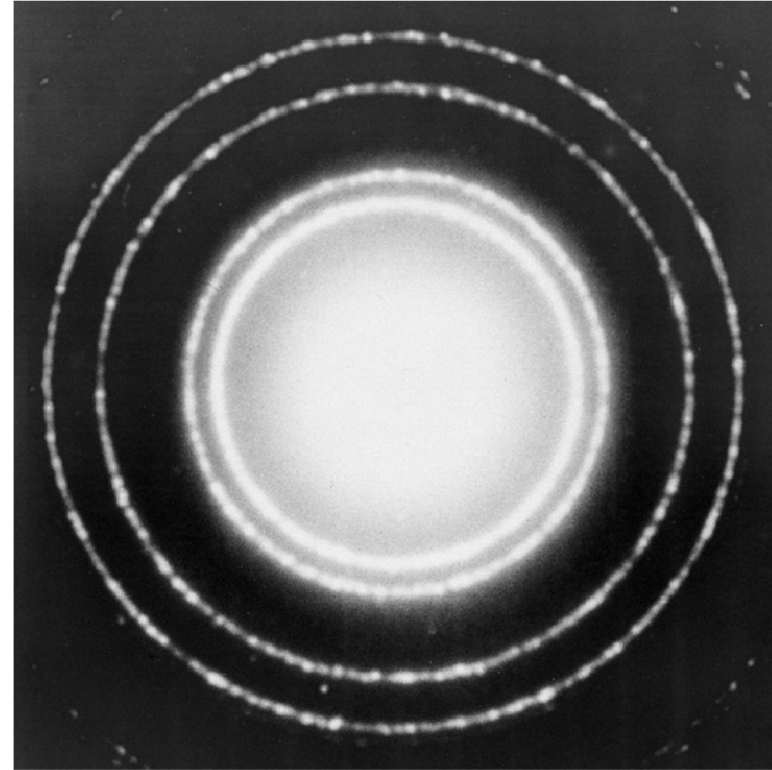
Copyright © The McGraw-Hill Companies, Inc. Permission required for reproduction or display.



PSSC Physics © 1965, Education Development Center, Inc

x-ray diffraction of aluminum foil

Copyright © The McGraw-Hill Companies, Inc. Permission required for reproduction or display.



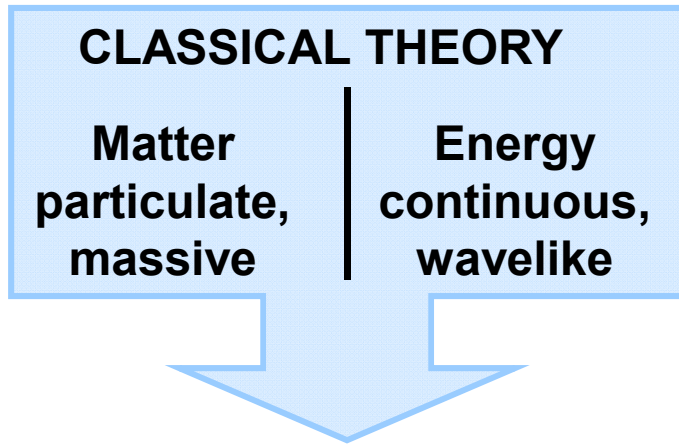
D.C. Heath & Company/Education Development Center, Inc

electron diffraction of aluminum foil



Figure 7.14

Major observations and theories leading from classical theory to quantum theory



Since *matter* is discontinuous and particulate, perhaps *energy* is discontinuous and particulate.

***Observation***

***Theory***

Blackbody radiation	→	Planck:	Energy is quantized; only certain values allowed
Photoelectric effect	→	Einstein:	Light has particulate behavior (photons)
Atomic line spectra	→	Bohr:	Energy of atoms is quantized; photon emitted when electron changes orbit.

# Figure 7.14 continued

Since *energy* is wavelike,  
perhaps *matter* is wavelike.

**Observation**

Davisson/Germer:  
Electron beam is  
diffracted by metal  
crystal



**Theory**

deBroglie: All matter travels in waves; energy of  
atom is quantized due to wave motion of  
electrons

Since *matter* has mass,  
perhaps *energy* has mass

**Observation**

Compton: Photon's  
wavelength increases  
(momentum decreases)  
after colliding with  
electron



**Theory**

Einstein/deBroglie: Mass and energy are  
equivalent; particles have  
wavelength and photons have  
momentum.

## QUANTUM THEORY

### Energy and Matter

UPLOADED BY Ahmad Jundi  
particulate, massive, wavelike



# Heisenberg's Uncertainty Principle

Heisenberg's Uncertainty Principle states that it is not possible to know both the position *and* momentum of a moving particle at the same time.

$$\Delta x \cdot m \Delta u \geq \frac{h}{4\pi}$$

$x$  = position  
 $u$  = speed

The more accurately we know the speed, the less accurately we know the position, and vice versa.



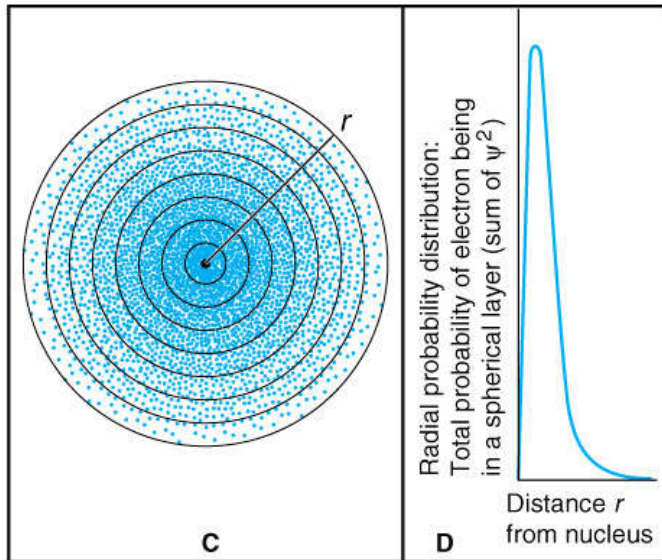
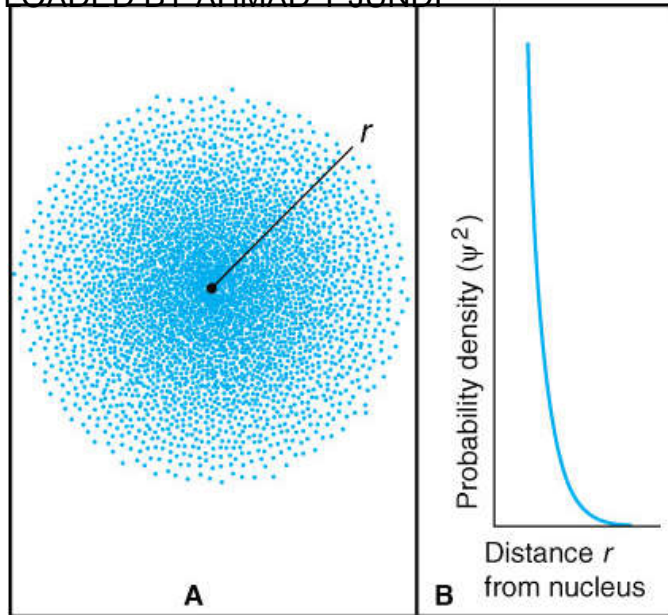
# The Quantum-Mechanical Model of the Atom

The matter-wave of the electron occupies the space near the nucleus and is continuously influenced by it.

The *Schrödinger wave equation* allows us to solve for the energy states associated with a particular atomic orbital.

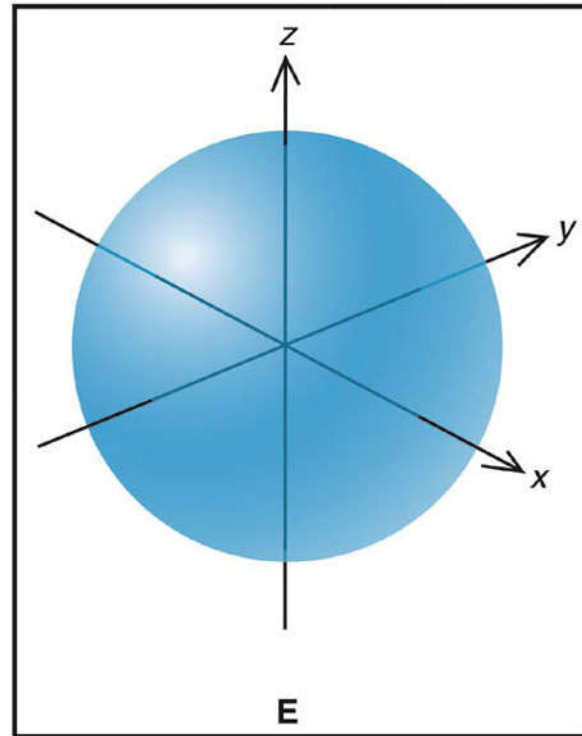
The square of the wave function gives the *probability density*, a measure of the *probability* of finding an electron of a particular energy in a particular region of the atom.





**Figure 7.15**

**Electron probability density in the ground-state H atom.**



## Quantum Numbers and Atomic Orbitals

An atomic orbital is specified by three quantum numbers.

The ***principal*** quantum number ( $n$ ) is a positive integer.

The value of  $n$  indicates the relative ***size*** of the orbital and therefore its relative ***distance*** from the nucleus.

The ***angular momentum*** quantum number ( $l$ ) is an integer from 0 to  $(n-1)$ .

The value of  $l$  indicates the ***shape*** of the orbital.

The ***magnetic*** quantum number ( $m_l$ ) is an integer with values from  $-l$  to  $+l$

The value of  $m_l$  indicates the spatial ***orientation*** of the orbital.



## Table 7.2 The Hierarchy of Quantum Numbers for Atomic Orbitals

Name, Symbol (Property)	Allowed Values	Quantum Numbers				
Principal, $n$ (size, energy)	Positive integer (1, 2, 3, ...)	1	2	3	3	3
Angular momentum, $l$ (shape)	0 to $n - 1$	0	0, 1	0, 1, 2	0, 1, 2	0, 1, 2
Magnetic, $m_l$ (orientation)	$-l, \dots, 0, \dots, +l$	0	-1, 0, +1	-1, 0, +1	-1, 0, +1	-2, -1, 0, +1, +2





**Sample Problem 7.5**

**Determining Quantum Numbers for an Energy Level**

**PROBLEM:** What values of the angular momentum ( $l$ ) and magnetic ( $m_l$ ) quantum numbers are allowed for a principal quantum number ( $n$ ) of 3? How many orbitals are allowed for  $n = 3$ ?

**PLAN:** Values of  $l$  are determined from the value for  $n$ , since  $l$  can take values from 0 to  $(n-1)$ . The values of  $m_l$  then follow from the values of  $l$ .

**SOLUTION:** For  $n = 3$ , allowed values of  $l$  are = 0, 1, and 2

For  $l = 0$   $m_l = 0$

For  $l = 1$   $m_l = -1, 0, \text{ or } +1$

For  $l = 2$   $m_l = -2, -1, 0, +1, \text{ or } +2$

There are 9  $m_l$  values and therefore 9 orbitals with  $n = 3$ .



**Sample Problem 7.6**

**Determining Sublevel Names and Orbital Quantum Numbers**

**PROBLEM:** Give the name, magnetic quantum numbers, and number of orbitals for each sublevel with the following quantum numbers:

(a)  $n = 3, l = 2$  (b)  $n = 2, l = 0$  (c)  $n = 5, l = 1$  (d)  $n = 4, l = 3$

**PLAN:** Combine the  $n$  value and  $l$  designation to name the sublevel. Knowing  $l$ , we can find  $m_l$  and the number of orbitals.

**SOLUTION:**

	$n$	$l$	sublevel name	possible $m_l$ values	# of orbitals
(a)	3	2	$3d$	-2, -1, 0, 1, 2	5
(b)	2	0	$2s$	0	1
(c)	5	1	$5p$	-1, 0, 1	3
(d)	4	3	$4f$	-3, -2, -1, 0, 1, 2, 3	7



<b>Sample Problem 7.7</b>
---------------------------

**Identifying Incorrect Quantum Numbers**

**PROBLEM:** What is wrong with each of the following quantum numbers designations and/or sublevel names?

	$n$	$l$	$m_l$	Name
(a)	1	1	0	$1p$
(b)	4	3	+1	$4d$
(c)	3	1	-2	$3p$

**SOLUTION:**

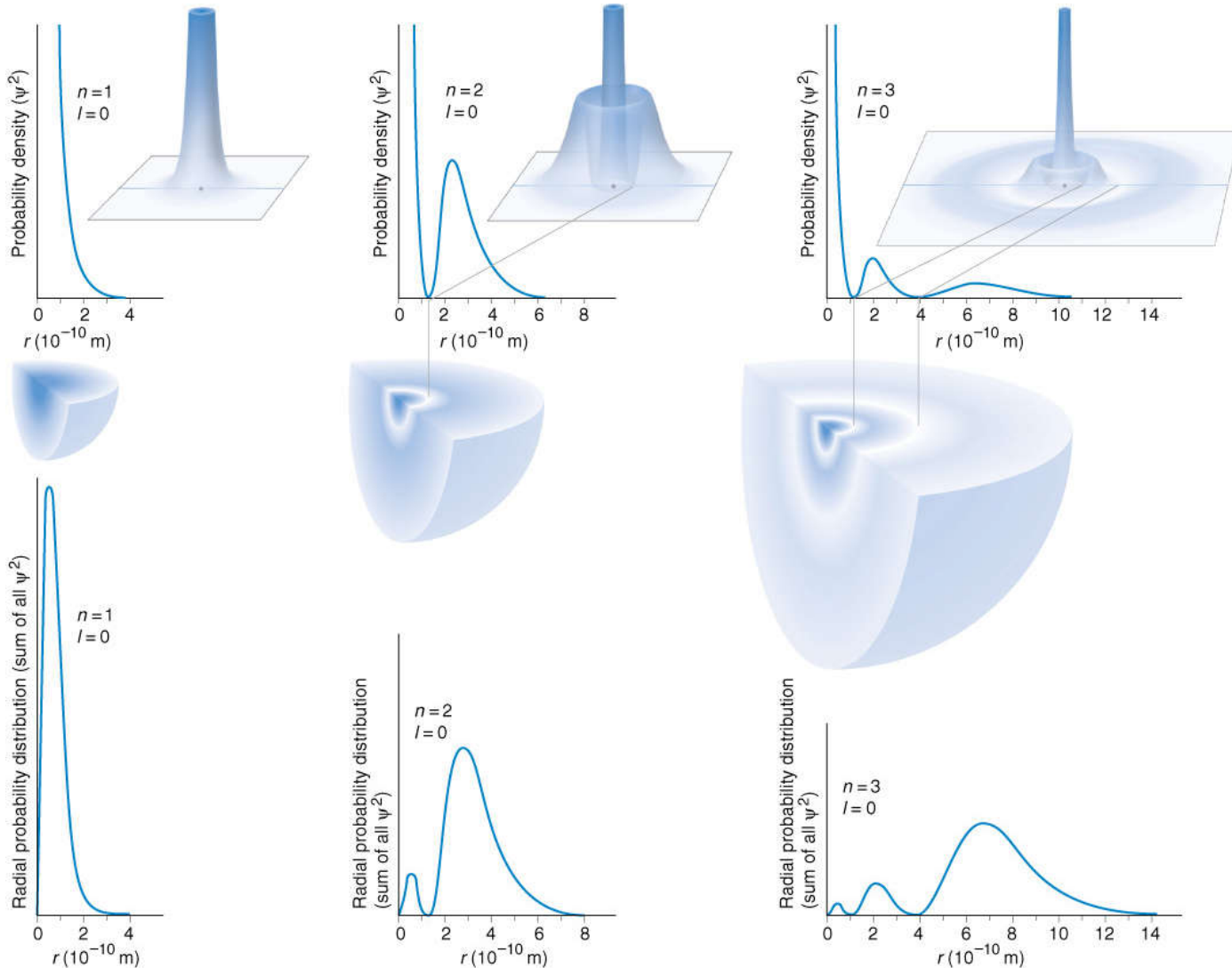
- (a) A sublevel with  $n = 1$  can only have  $l = 0$ , not  $l = 1$ . The only possible sublevel name is  $1s$ .
- (b) A sublevel with  $l = 3$  is an  $f$  sublevel, not a  $d$  sublevel. The name should be  $4f$ .
- (c) A sublevel with  $l = 1$  can only have  $m_l$  values of  $-1$ ,  $0$ , or  $+1$ , not  $-2$ .



# Figure 7.16

# The 1s, 2s, and 3s orbitals.

Copyright © The McGraw-Hill Companies, Inc. Permission required for reproduction or display.



A 1s orbital

B 2s orbital

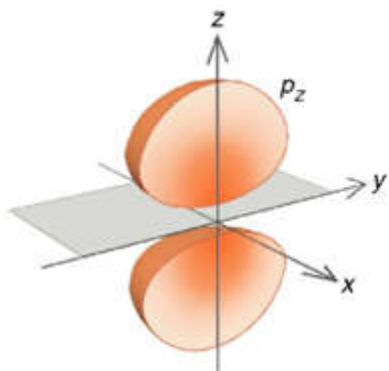
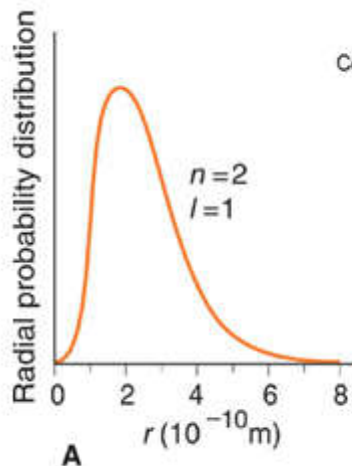
C 3s orbital

UPLOADED BY Ahmad Jundi

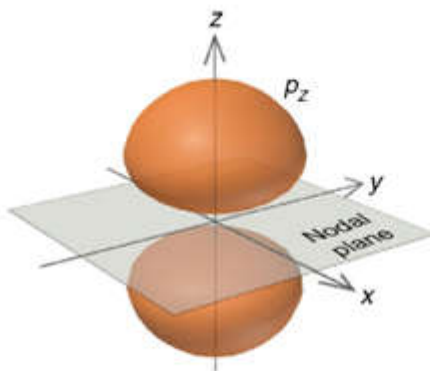


# Figure 7.17 The 2p orbitals.

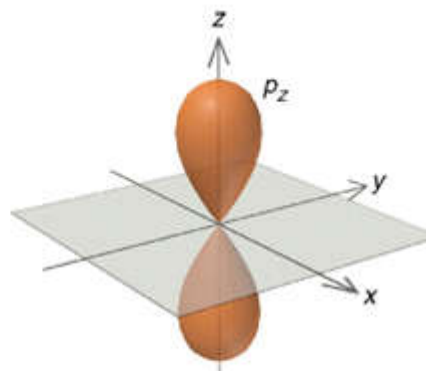
Copyright © The McGraw-Hill Companies, Inc. Permission required for reproduction or display.



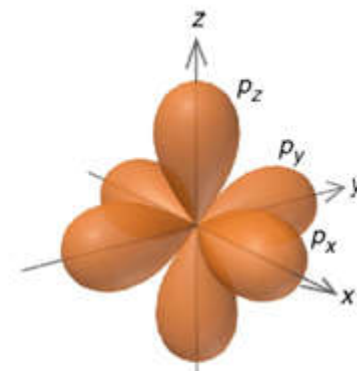
B Cross section of electron cloud depiction



C Accurate probability contour



D Stylized probability contour

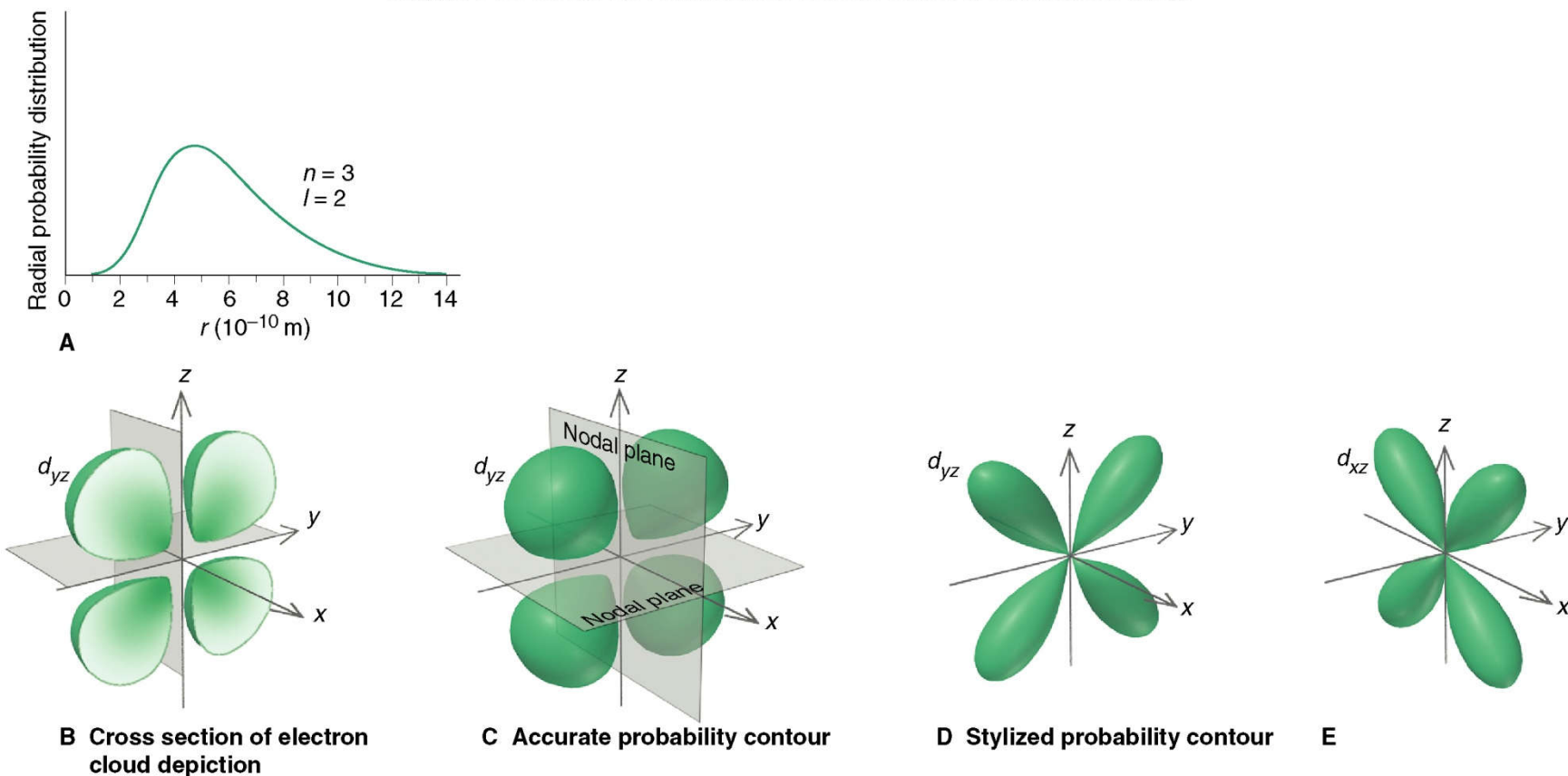


E The three p orbitals



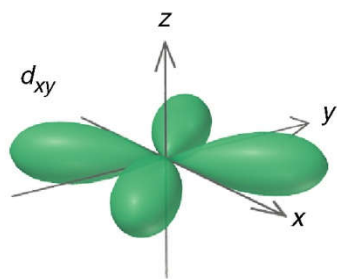
# Figure 7.18 The 3d orbitals.

Copyright © The McGraw-Hill Companies, Inc. Permission required for reproduction or display.

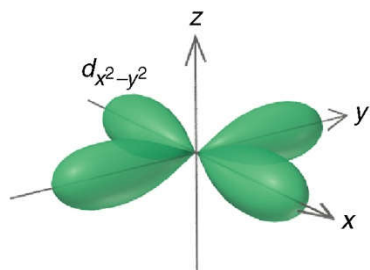


# Figure 7.18

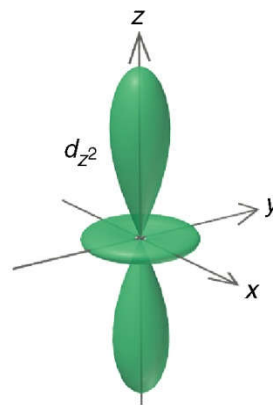
Copyright © The McGraw-Hill Companies, Inc. Permission required for reproduction or display.



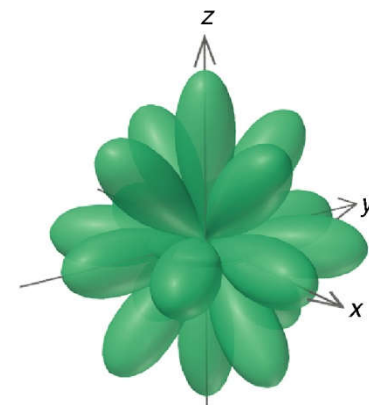
F



G



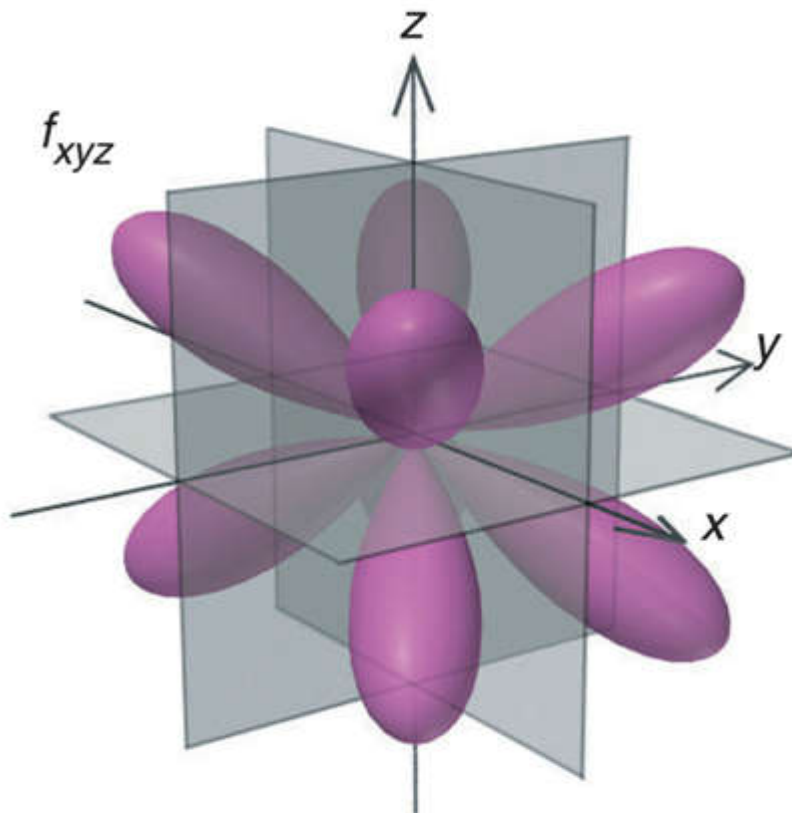
H



I The five  $d$  orbitals



**Figure 7.19**      The  $4f_{xyz}$  orbital, one of the seven  $4f$  orbitals.



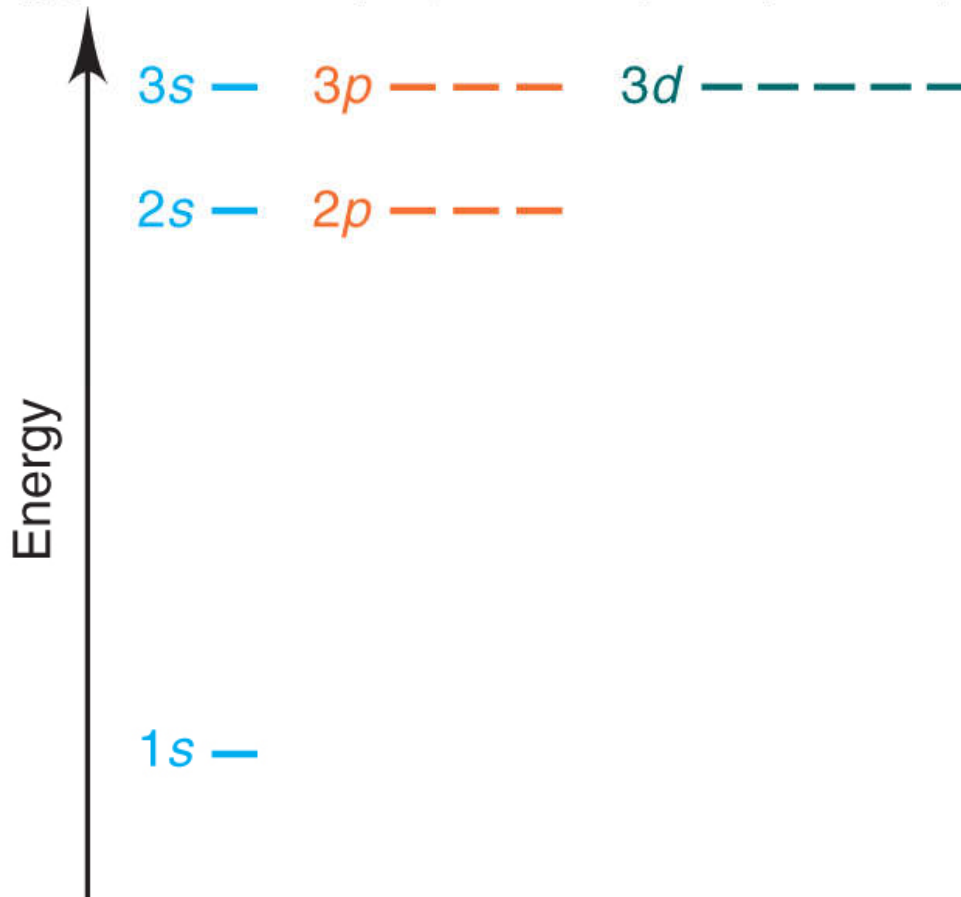
Copyright © The McGraw-Hill Companies, Inc. Permission required for reproduction or display.

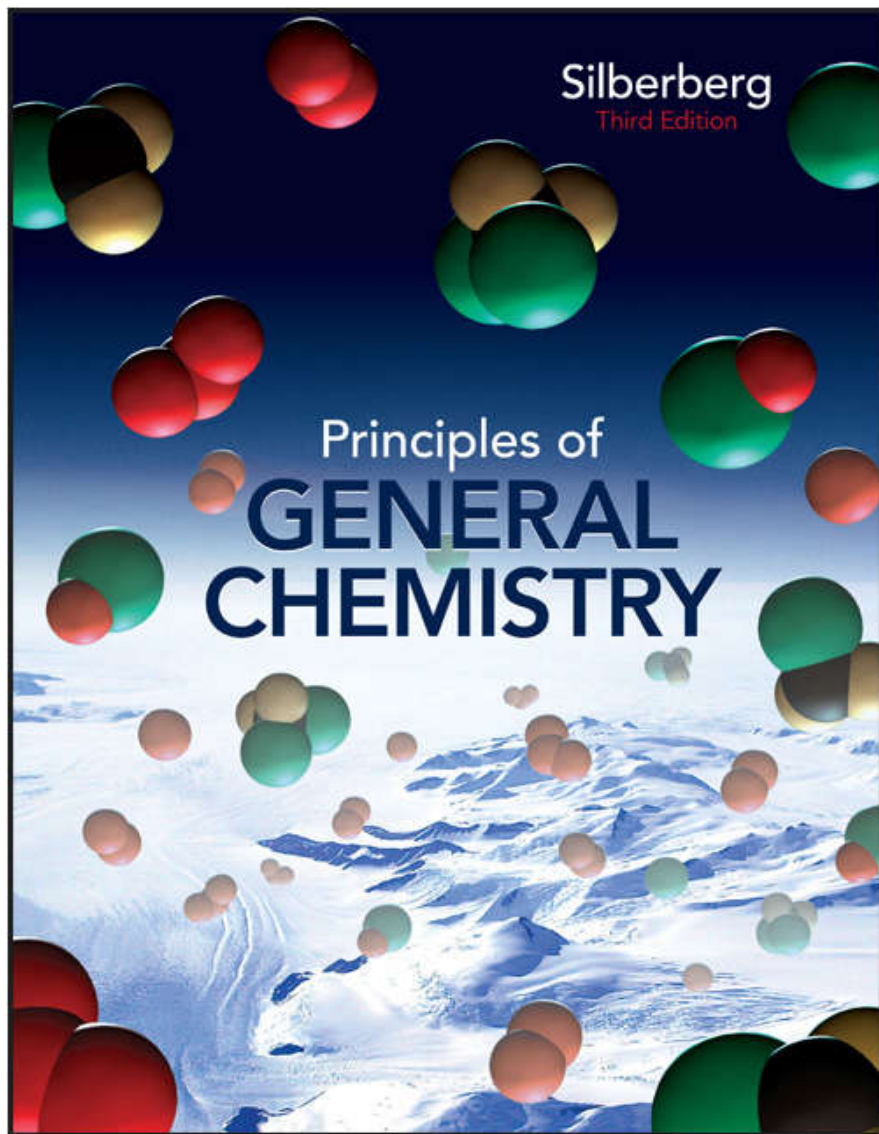




# Figure 7.20 Energy levels of the H atom.

Copyright © The McGraw-Hill Companies, Inc. Permission required for reproduction or display.





# Chapter 08

## Lecture Outline

See separate *Image PowerPoint* slides for all figures and tables pre-inserted into PowerPoint without notes.



# Chapter 8

## Electron Configuration and Chemical Periodicity



# **Electron Configuration and Chemical Periodicity**

## **8.1 Characteristics of Many-Electron Atoms**

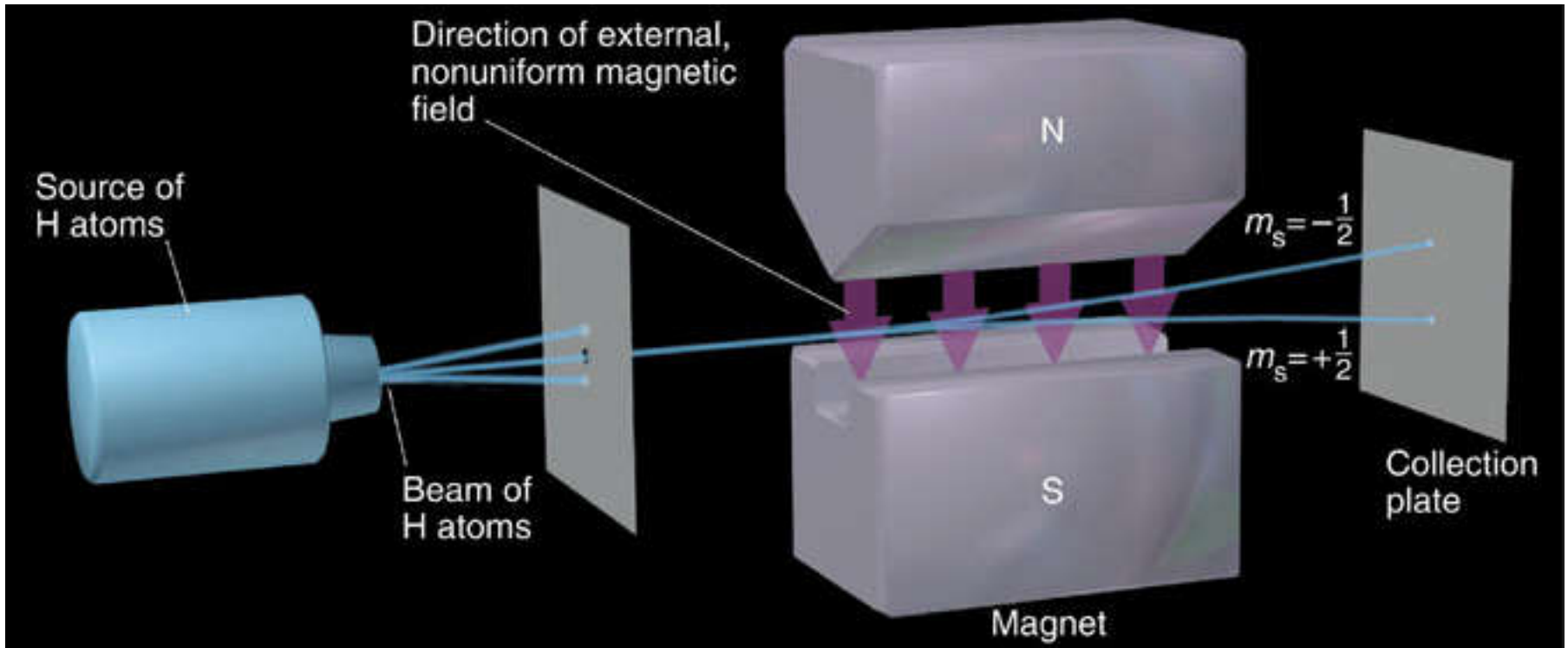
## **8.2 The Quantum-Mechanical Model and the Periodic Table**

## **8.3 Trends in Three Atomic Properties**

## **8.4 Atomic Properties and Chemical Reactivity**



**Figure 8.1**      **The effect of electron spin.**



**Table 8.1 Summary of Quantum Numbers of Electrons in Atoms**

<b>Name</b>	<b>Symbol</b>	<b>Permitted Values</b>	<b>Property</b>
principal	$n$	positive integers (1, 2, 3, ...)	orbital energy (size)
angular momentum	$l$	integers from 0 to $n-1$	orbital shape (The $l$ values 0, 1, 2, and 3 correspond to $s$ , $p$ , $d$ , and $f$ orbitals, respectively.)
magnetic	$m_l$	integers from $-l$ to 0 to $+l$	orbital orientation
spin	$m_s$	$+1/2$ or $-1/2$	direction of $e^-$ spin



# Quantum Numbers and The Exclusion Principle

Each electron in any atom is described completely by a set of ***four*** quantum numbers.

The first three quantum numbers describe the orbital, while the fourth quantum number describes electron spin.

Pauli's **exclusion principle** states that *no two electrons in the same atom can have the same four quantum numbers.*

An atomic orbital can hold a ***maximum of two electrons*** and they must have ***opposing spins.***



# Factors Affecting Atomic Orbital Energies

- The energies of atomic orbitals are affected by
  - nuclear charge ( $Z$ ) and
  - shielding by other electrons.
- A **higher nuclear charge** increases nucleus-electron interactions and lowers sublevel energy.
- **Shielding** by other electrons reduces the full nuclear charge to an ***effective nuclear charge*** ( $Z_{\text{eff}}$ ).
  - $Z_{\text{eff}}$  is the nuclear charge an electron actually experiences.
- **Orbital shape** also affects sublevel energy.





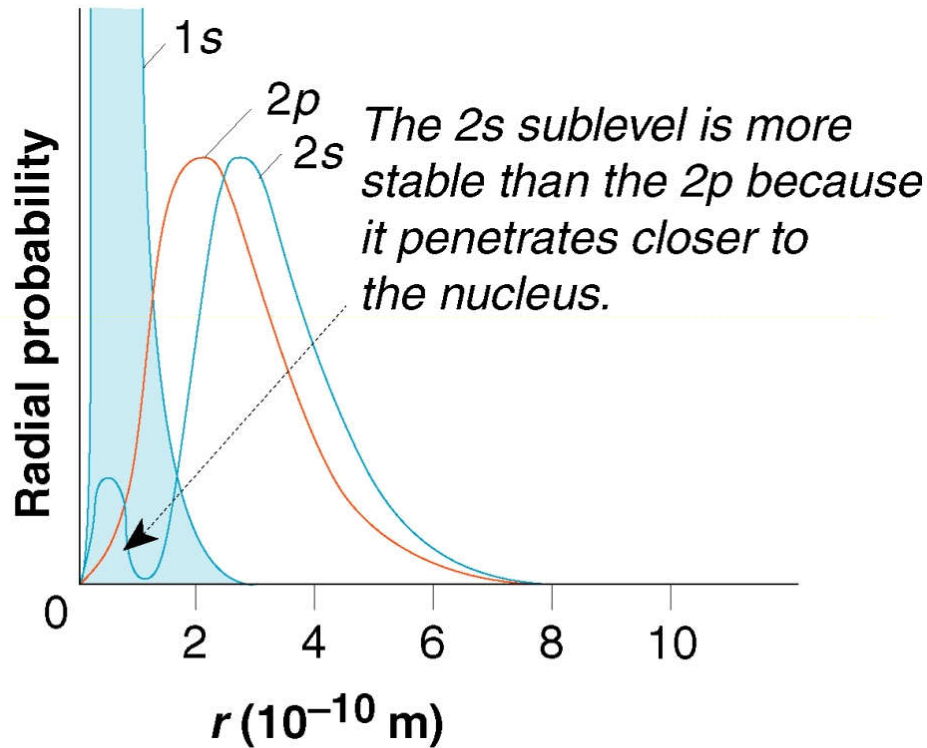
# Shielding and Orbital Energy

- Electrons in the *same* energy level shield each other to some extent.
- Electrons in *inner* energy levels shield the outer electrons very effectively.
  - The farther from the nucleus an electron is, the lower the  $Z_{\text{eff}}$  for that particular electron.



## Figure 8.2 Penetration and sublevel energy.

Copyright © The McGraw-Hill Companies, Inc. Permission required for reproduction or display.



Orbital shape causes electrons in some orbitals to “penetrate” close to the nucleus.

Penetration increases nuclear attraction and decreases shielding.



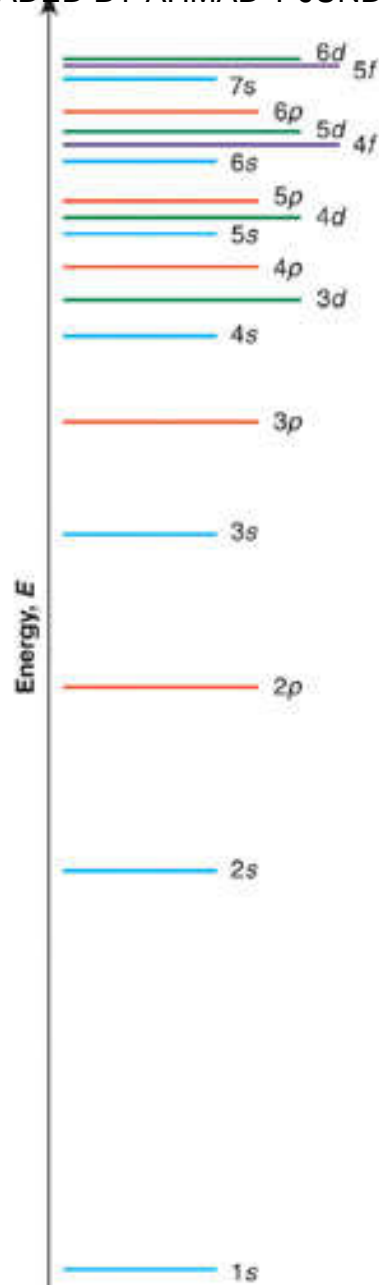
## Splitting of Levels into Sublevels

Each energy level is split into ***sublevels*** of differing energy. Splitting is caused by penetration and its effect on shielding.

For a given  $n$  value, a lower  $l$  value indicates a lower energy sublevel.

**Order of sublevel energies:  $s < p < d < f$**





**Figure 8.3**

**Order for filling energy sublevels with electrons.**

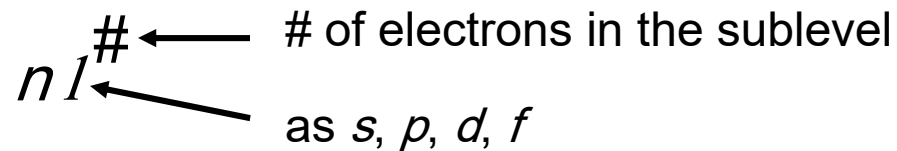
In general, energies of sublevels increase as  $n$  increases ( $1 < 2 < 3$ , etc.) and as  $l$  increases ( $s < p < d < f$ ).

As  $n$  increases, some sublevels overlap.

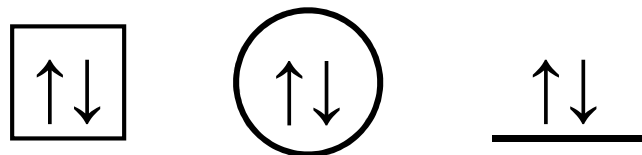


# Electron Configurations and Orbital Diagrams

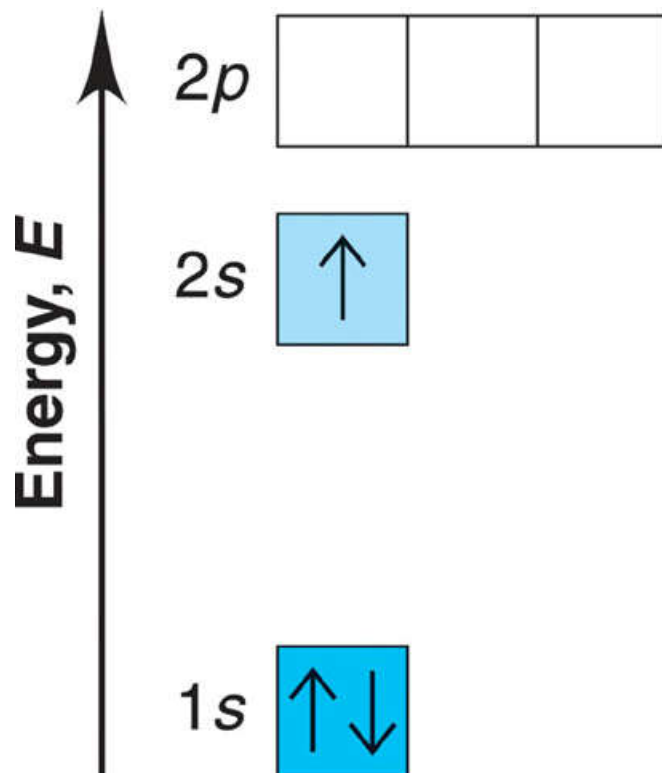
Electron configuration is indicated by a shorthand notation:



Orbital diagrams make use of a box, circle, or line for each orbital in the energy level. An arrow is used to represent an electron *and* its spin.

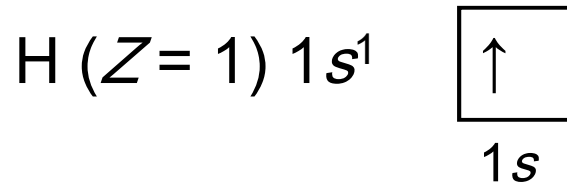


## A vertical orbital diagram for the Li ground state.

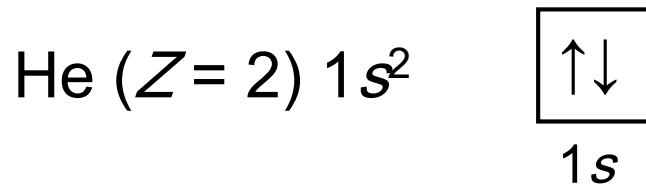


## Building Orbital Diagrams

The **aufbau principle** is applied – electrons are always placed in the lowest energy sublevel available.

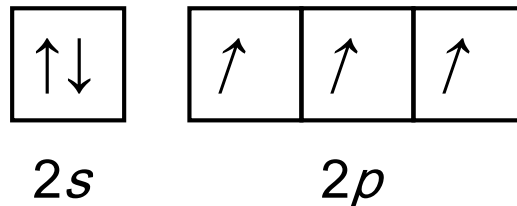
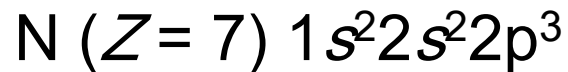


The **exclusion principle** states that each orbital may contain a maximum of 2 electrons, which must have opposite spins.



# Building Orbital Diagrams

**Hund's rule** specifies that when orbitals of equal energy are available, the lowest energy electron configuration has the maximum number of unpaired electrons with parallel spins.





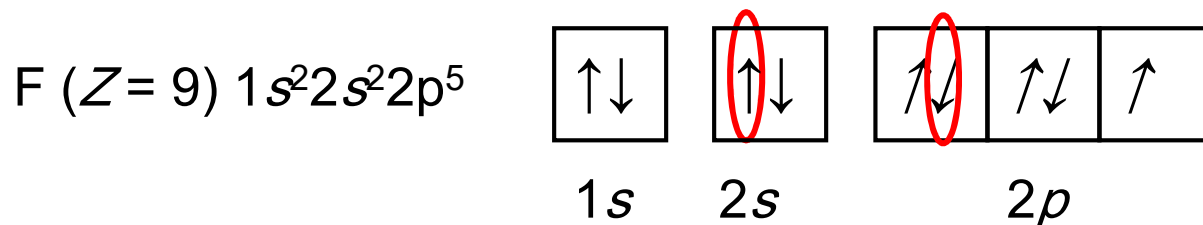
**Sample Problem 8.1**

**Determining Quantum Numbers from Orbital Diagrams**

**PROBLEM:** Write a set of quantum numbers for the third electron and a set for the eighth electron of the F atom.

**PLAN:** Identify the electron of interest and note its level ( $n$ ), sublevel, ( $l$ ), orbital ( $m_l$ ) and spin ( $m_s$ ). Count the electrons in the order in which they are placed in the diagram.

**SOLUTION:**



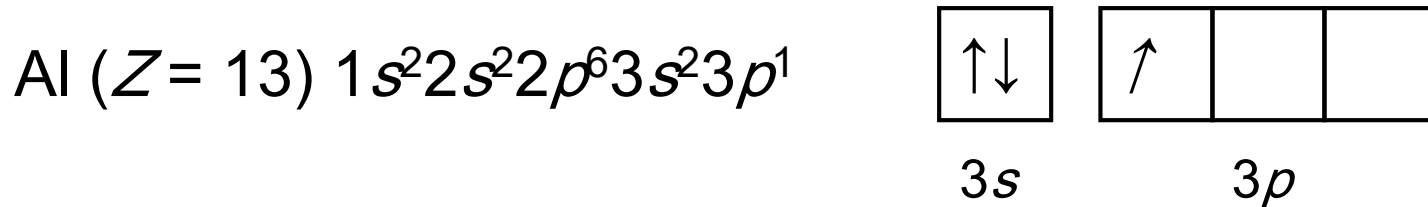
**For the 3<sup>rd</sup> electron:**  $n = 2, l = 0, m_l = 0, m_s = +1/2$

**For the 8<sup>th</sup> electron:**  $n = 2, l = 1, m_l = -1, m_s = -1/2$



## Partial Orbital Diagrams and Condensed Configurations

A *partial orbital diagram* shows only the highest energy sublevels being filled.



A *condensed electron configuration* has the element symbol of the *previous* noble gas in square brackets.

Al has the condensed configuration  $[\text{Ne}]3s^2 3p^1$



**Table 8.2** Partial Orbital Diagrams and Electron Configurations\* for the Elements in Period 3.

Atomic Number	Element	Partial Orbital Diagram (3s and 3p Sublevels Only)		Full Electron Configuration†	Condensed Electron Configuration
11	Na	3s ↑	3p □ □ □	$[1s^2 2s^2 2p^6] 3s^1$	[Ne] $3s^1$
12	Mg	↑↓	□ □ □	$[1s^2 2s^2 2p^6] 3s^2$	[Ne] $3s^2$
13	Al	↑↓	↑ □ □	$[1s^2 2s^2 2p^6] 3s^2 3p^1$	[Ne] $3s^2 3p^1$
14	Si	↑↓	↑ ↑ □	$[1s^2 2s^2 2p^6] 3s^2 3p^2$	[Ne] $3s^2 3p^2$
15	P	↑↓	↑ ↑ ↑	$[1s^2 2s^2 2p^6] 3s^2 3p^3$	[Ne] $3s^2 3p^3$
16	S	↑↓	↑↓ ↑ ↑	$[1s^2 2s^2 2p^6] 3s^2 3p^4$	[Ne] $3s^2 3p^4$
17	Cl	↑↓	↑↓ ↑↓ ↑	$[1s^2 2s^2 2p^6] 3s^2 3p^5$	[Ne] $3s^2 3p^5$
18	Ar	↑↓	↑↓ ↑↓ ↑↓	$[1s^2 2s^2 2p^6] 3s^2 3p^6$	[Ne] $3s^2 3p^6$

\*Colored type indicates the sublevel to which the last electron is added.

†The full configuration is not usually written with square brackets; they are included here to show how the [Ne] designation arises.



# Electron Configuration and Group

Elements in the same group of the periodic table have the same outer electron configuration.

Elements in the same group of the periodic table exhibit similar chemical behavior.

***Similar outer electron configurations correlate with similar chemical behavior.***



**Figure 8.4 Condensed electron configurations in the first three periods.**

Copyright © The McGraw-Hill Companies, Inc. Permission required for reproduction or display.

		1A (1)									8A (18)	
Period	1	1 <b>H</b> $1s^1$	2A (2)	3A (13)	4A (14)	5A (15)	6A (16)	7A (17)	8A (18)	2 <b>He</b> $1s^2$		
	2	3 <b>Li</b> $[\text{He}] 2s^1$	4 <b>Be</b> $[\text{He}] 2s^2$	5 <b>B</b> $[\text{He}] 2s^2 2p^1$	6 <b>C</b> $[\text{He}] 2s^2 2p^2$	7 <b>N</b> $[\text{He}] 2s^2 2p^3$	8 <b>O</b> $[\text{He}] 2s^2 2p^4$	9 <b>F</b> $[\text{He}] 2s^2 2p^5$	10 <b>Ne</b> $[\text{He}] 2s^2 2p^6$			
	3	11 <b>Na</b> $[\text{Ne}] 3s^1$	12 <b>Mg</b> $[\text{Ne}] 3s^2$	13 <b>Al</b> $[\text{Ne}] 3s^2 3p^1$	14 <b>Si</b> $[\text{Ne}] 3s^2 3p^2$	15 <b>P</b> $[\text{Ne}] 3s^2 3p^3$	16 <b>S</b> $[\text{Ne}] 3s^2 3p^4$	17 <b>Cl</b> $[\text{Ne}] 3s^2 3p^5$	18 <b>Ar</b> $[\text{Ne}] 3s^2 3p^6$			



**Table 8.3 Partial Orbital Diagrams and Electron Configurations\* for the Elements in Period 4.**

Atomic Number	Element	Partial Orbital Diagram (4s, 3d, and 4p Sublevels Only)			Full Electron Configuration	Condensed Electron Configuration
19	K	4s ↑	3d □ □ □ □ □	4p □ □ □	$1s^2 2s^2 2p^6 3s^2 3p^6 4s^1$	[Ar] $4s^1$
20	Ca	↑↓	□ □ □ □ □	□ □ □	$1s^2 2s^2 2p^6 3s^2 3p^6 4s^2$	[Ar] $4s^2$
21	Sc	↑↓	↑ □ □ □ □	□ □ □	$1s^2 2s^2 2p^6 3s^2 3p^6 4s^2 3d^1$	[Ar] $4s^2 3d^1$
22	Ti	↑↓	↑ ↑ □ □ □	□ □ □	$1s^2 2s^2 2p^6 3s^2 3p^6 4s^2 3d^2$	[Ar] $4s^2 3d^2$
23	V	↑↓	↑ ↑ ↑ □ □	□ □ □	$1s^2 2s^2 2p^6 3s^2 3p^6 4s^2 3d^3$	[Ar] $4s^2 3d^3$
24	Cr	↑	↑ ↑ ↑ ↑ ↑	□ □ □	$1s^2 2s^2 2p^6 3s^2 3p^6 4s^1 3d^5$	[Ar] $4s^1 3d^5$
25	Mn	↑↓	↑ ↑ ↑ ↑ ↑	□ □ □	$1s^2 2s^2 2p^6 3s^2 3p^6 4s^2 3d^5$	[Ar] $4s^2 3d^5$
26	Fe	↑↓	↑↓ ↑ ↑ ↑ ↑	□ □ □	$1s^2 2s^2 2p^6 3s^2 3p^6 4s^2 3d^6$	[Ar] $4s^2 3d^6$
27	Co	↑↓	↑↓ ↑↓ ↑ ↑ ↑	□ □ □	$1s^2 2s^2 2p^6 3s^2 3p^6 4s^2 3d^7$	[Ar] $4s^2 3d^7$

\*Colored type indicates the sublevel to which the last electron is added.



## Table 8.3 Partial Orbital Diagrams and Electron Configurations\* for the Elements in Period 4.

Atomic Number	Element	Partial Orbital Diagram (4s, 3d, and 4p Sublevels Only)			Full Electron Configuration	Condensed Electron Configuration
28	Ni	$\uparrow\downarrow$	$\uparrow\downarrow$ $\uparrow\downarrow$ $\uparrow\downarrow$ $\uparrow$ $\uparrow$	$\square$ $\square$ $\square$	$1s^2 2s^2 2p^6 3s^2 3p^6 4s^2 3d^8$	[Ar] $4s^2 3d^8$
29	Cu	$\uparrow$	$\uparrow\downarrow$ $\uparrow\downarrow$ $\uparrow\downarrow$ $\uparrow\downarrow$ $\uparrow\downarrow$	$\square$ $\square$ $\square$	$1s^2 2s^2 2p^6 3s^2 3p^6 4s^1 3d^{10}$	[Ar] $4s^1 3d^{10}$
30	Zn	$\uparrow\downarrow$	$\uparrow\downarrow$ $\uparrow\downarrow$ $\uparrow\downarrow$ $\uparrow\downarrow$ $\uparrow\downarrow$	$\square$ $\square$ $\square$	$1s^2 2s^2 2p^6 3s^2 3p^6 4s^2 3d^{10}$	[Ar] $4s^2 3d^{10}$
31	Ga	$\uparrow\downarrow$	$\uparrow\downarrow$ $\uparrow\downarrow$ $\uparrow\downarrow$ $\uparrow\downarrow$ $\uparrow\downarrow$	$\uparrow$ $\square$ $\square$	$1s^2 2s^2 2p^6 3s^2 3p^6 4s^2 3d^{10} 4p^1$	[Ar] $4s^2 3d^{10} 4p^1$
32	Ge	$\uparrow\downarrow$	$\uparrow\downarrow$ $\uparrow\downarrow$ $\uparrow\downarrow$ $\uparrow\downarrow$ $\uparrow\downarrow$	$\uparrow$ $\uparrow$ $\square$	$1s^2 2s^2 2p^6 3s^2 3p^6 4s^2 3d^{10} 4p^2$	[Ar] $4s^2 3d^{10} 4p^2$
33	As	$\uparrow\downarrow$	$\uparrow\downarrow$ $\uparrow\downarrow$ $\uparrow\downarrow$ $\uparrow\downarrow$ $\uparrow\downarrow$	$\uparrow$ $\uparrow$ $\uparrow$	$1s^2 2s^2 2p^6 3s^2 3p^6 4s^2 3d^{10} 4p^3$	[Ar] $4s^2 3d^{10} 4p^3$
34	Se	$\uparrow\downarrow$	$\uparrow\downarrow$ $\uparrow\downarrow$ $\uparrow\downarrow$ $\uparrow\downarrow$ $\uparrow\downarrow$	$\uparrow\downarrow$ $\uparrow$ $\uparrow$	$1s^2 2s^2 2p^6 3s^2 3p^6 4s^2 3d^{10} 4p^4$	[Ar] $4s^2 3d^{10} 4p^4$
35	Br	$\uparrow\downarrow$	$\uparrow\downarrow$ $\uparrow\downarrow$ $\uparrow\downarrow$ $\uparrow\downarrow$ $\uparrow\downarrow$	$\uparrow\downarrow$ $\uparrow\downarrow$ $\uparrow$	$1s^2 2s^2 2p^6 3s^2 3p^6 4s^2 3d^{10} 4p^5$	[Ar] $4s^2 3d^{10} 4p^5$
36	Kr	$\uparrow\downarrow$	$\uparrow\downarrow$ $\uparrow\downarrow$ $\uparrow\downarrow$ $\uparrow\downarrow$ $\uparrow\downarrow$	$\uparrow\downarrow$ $\uparrow\downarrow$ $\uparrow\downarrow$	$1s^2 2s^2 2p^6 3s^2 3p^6 4s^2 3d^{10} 4p^6$	[Ar] $4s^2 3d^{10} 4p^6$

\*Colored type indicates the sublevel to which the last electron is added.



# Figure 8.5 A periodic table of partial ground-state electron configurations.

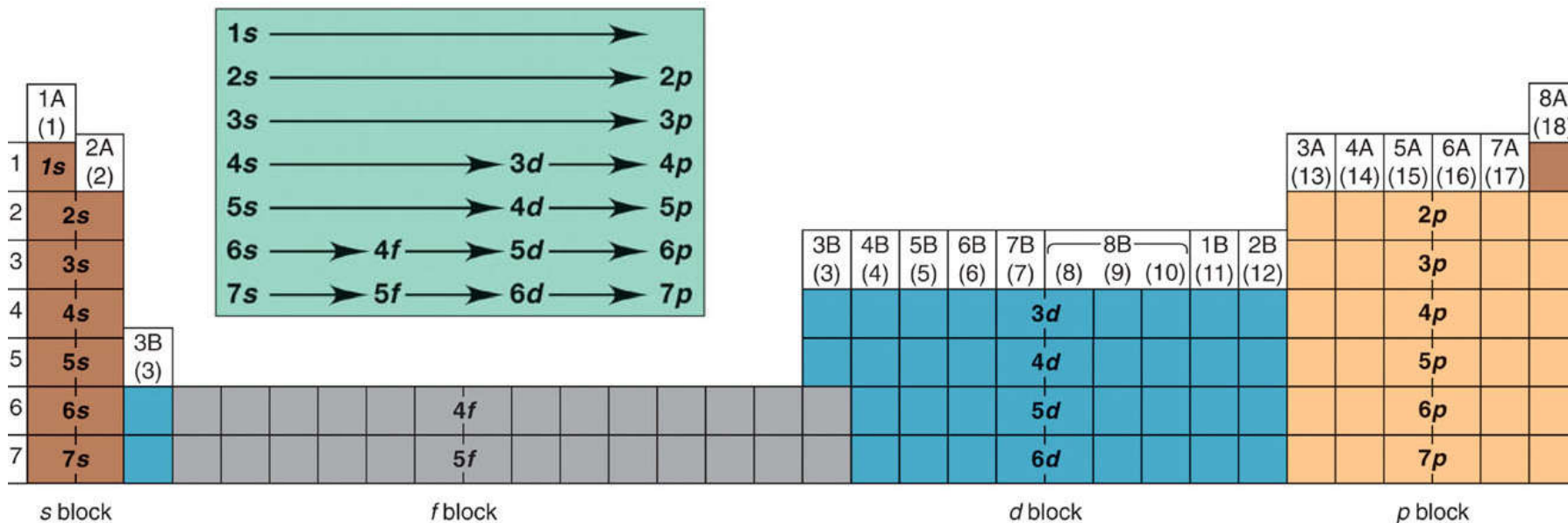
Copyright © The McGraw-Hill Companies, Inc. Permission required for reproduction or display.

Period number: highest occupied energy level	Main-Group Elements (s block)		Transition Elements (d block)														Main-Group Elements (p block)					
	1A (1) $ns^1$	2A (2) $ns^2$	3B (3)	4B (4)	5B (5)	6B (6)	7B (7)	8B (8, 9, 10)		1B (11)	2B (12)	3A (13) $ns^2np^1$	4A (14) $ns^2np^2$	5A (15) $ns^2np^3$	6A (16) $ns^2np^4$	7A (17) $ns^2np^5$	8A (18) $ns^2np^6$					
1	1 <b>H</b> $1s^1$	2 <b>He</b> $1s^2$															3 <b>B</b> $2s^22p^1$	4 <b>C</b> $2s^22p^2$	5 <b>N</b> $2s^22p^3$	6 <b>O</b> $2s^22p^4$	7 <b>F</b> $2s^22p^5$	8 <b>Ne</b> $2s^22p^6$
2	3 <b>Li</b> $2s^1$	4 <b>Be</b> $2s^2$															13 <b>Al</b> $3s^23p^1$	14 <b>Si</b> $3s^23p^2$	15 <b>P</b> $3s^23p^3$	16 <b>S</b> $3s^23p^4$	17 <b>Cl</b> $3s^23p^5$	18 <b>Ar</b> $3s^23p^6$
3	11 <b>Na</b> $3s^1$	12 <b>Mg</b> $3s^2$	21 <b>Sc</b> $4s^23d^1$	22 <b>Ti</b> $4s^23d^2$	23 <b>V</b> $4s^23d^3$	24 <b>Cr</b> $4s^13d^5$	25 <b>Mn</b> $4s^23d^5$	26 <b>Fe</b> $4s^23d^6$	27 <b>Co</b> $4s^23d^7$	28 <b>Ni</b> $4s^23d^8$	29 <b>Cu</b> $4s^13d^{10}$	30 <b>Zn</b> $4s^23d^{10}$	31 <b>Ga</b> $4s^24p^1$	32 <b>Ge</b> $4s^24p^2$	33 <b>As</b> $4s^24p^3$	34 <b>Se</b> $4s^24p^4$	35 <b>Br</b> $4s^24p^5$	36 <b>Kr</b> $4s^24p^6$				
4	19 <b>K</b> $4s^1$	20 <b>Ca</b> $4s^2$	39 <b>Y</b> $5s^24d^1$	40 <b>Zr</b> $5s^24d^2$	41 <b>Nb</b> $5s^14d^4$	42 <b>Mo</b> $5s^24d^5$	43 <b>Tc</b> $5s^24d^5$	44 <b>Ru</b> $5s^14d^7$	45 <b>Rh</b> $5s^14d^8$	46 <b>Pd</b> $4d^{10}$	47 <b>Ag</b> $5s^14d^{10}$	48 <b>Cd</b> $5s^24d^{10}$	49 <b>In</b> $5s^25p^1$	50 <b>Sn</b> $5s^25p^2$	51 <b>Sb</b> $5s^25p^3$	52 <b>Te</b> $5s^25p^4$	53 <b>I</b> $5s^25p^5$	54 <b>Xe</b> $5s^25p^6$				
5	37 <b>Rb</b> $5s^1$	38 <b>Sr</b> $5s^2$	57 <b>La*</b> $6s^25d^1$	72 <b>Hf</b> $6s^25d^2$	73 <b>Ta</b> $6s^25d^3$	74 <b>W</b> $6s^25d^4$	75 <b>Re</b> $6s^25d^5$	76 <b>Os</b> $6s^25d^6$	77 <b>Ir</b> $6s^25d^7$	78 <b>Pt</b> $6s^15d^9$	79 <b>Au</b> $6s^15d^{10}$	80 <b>Hg</b> $6s^25d^{10}$	81 <b>Tl</b> $6s^26p^1$	82 <b>Pb</b> $6s^26p^2$	83 <b>Bi</b> $6s^26p^3$	84 <b>Po</b> $6s^26p^4$	85 <b>At</b> $6s^26p^5$	86 <b>Rn</b> $6s^26p^6$				
6	55 <b>Cs</b> $6s^1$	56 <b>Ba</b> $6s^2$	89 <b>Ac**</b> $7s^26d^1$	104 <b>Rf</b> $7s^26d^2$	105 <b>Db</b> $7s^26d^3$	106 <b>Sg</b> $7s^26d^4$	107 <b>Bh</b> $7s^26d^5$	108 <b>Hs</b> $7s^26d^6$	109 <b>Mt</b> $7s^26d^7$	110 <b>Ds</b> $7s^26d^8$	111 <b>Rg</b> $7s^26d^9$	112 <b>Cn</b> $7s^26d^{10}$	113 $7s^27p^1$	114 $7s^27p^2$	115 $7s^27p^3$	116 $7s^27p^4$		118 $7s^27p^6$				
7	87 <b>Fr</b> $7s^1$	88 <b>Ra</b> $7s^2$	Inner Transition Elements (f block)																			
6	*Lanthanides		58 <b>Ce</b> $6s^24f^15d^1$	59 <b>Pr</b> $6s^24f^3$	60 <b>Nd</b> $6s^24f^4$	61 <b>Pm</b> $6s^24f^5$	62 <b>Sm</b> $6s^24f^6$	63 <b>Eu</b> $6s^24f^7$	64 <b>Gd</b> $6s^24f^75d^1$	65 <b>Tb</b> $6s^24f^9$	66 <b>Dy</b> $6s^24f^{10}$	67 <b>Ho</b> $6s^24f^{11}$	68 <b>Er</b> $6s^24f^{12}$	69 <b>Tm</b> $6s^24f^{13}$	70 <b>Yb</b> $6s^24f^{14}$	71 <b>Lu</b> $6s^24f^{14}5d^1$						
7	**Actinides		90 <b>Th</b> $7s^26d^2$	91 <b>Pa</b> $7s^25f^26d^1$	92 <b>U</b> $7s^25f^36d^1$	93 <b>Np</b> $7s^25f^46d^1$	94 <b>Pu</b> $7s^25f^6$	95 <b>Am</b> $7s^25f^7$	96 <b>Cm</b> $7s^25f^76d^1$	97 <b>Bk</b> $7s^25f^9$	98 <b>Cf</b> $7s^25f^{10}$	99 <b>Es</b> $7s^25f^{11}$	100 <b>Fm</b> $7s^25f^{12}$	101 <b>Md</b> $7s^25f^{13}$	102 <b>No</b> $7s^25f^{14}$	103 <b>Lr</b> $7s^25f^{14}6d^1$						





**Figure 8.6 Orbital filling and the periodic table.**




The order in which the orbitals are filled can be obtained directly from the periodic table.



# Aid to memorizing sublevel filling order.

Copyright © The McGraw-Hill Companies, Inc. Permission required for reproduction or display.



The  $n$  value is constant horizontally.  
The  $l$  value is constant vertically.  
 $n + l$  is constant diagonally.



# Categories of Electrons

**Inner (core) electrons** are those an atom has in common with the previous noble gas and any ***completed*** transition series.

**Outer electrons** are those in the ***highest*** energy level (highest  $n$  value).

**Valence electrons** are those involved in forming compounds.

For **main group** elements, the valence electrons ***are*** the outer electrons.

For **transition elements**, the valence electrons include the outer electrons and any  $(n-1)d$  electrons.



**Sample Problem 8.2****Determining Electron Configurations**

**PROBLEM:** Using the periodic table on the inside cover of the text (not Figure 8.5 or Table 8.3), give the full and condensed electron configurations, partial orbital diagrams showing valence electrons only, and number of inner electrons for the following elements:

(a) potassium  
(K;  $Z = 19$ )

(b) technetium  
(Tc;  $Z = 43$ )

(c) lead  
(Pb;  $Z = 82$ )

**PLAN:** The atomic number gives the number of electrons, and the periodic table shows the order for filling orbitals. The partial orbital diagram includes all electrons added after the previous noble gas except those in filled inner sublevels.

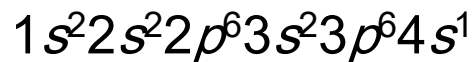


## Sample Problem 8.2

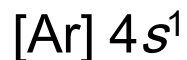
### SOLUTION:

(a) For K ( $Z = 19$ )

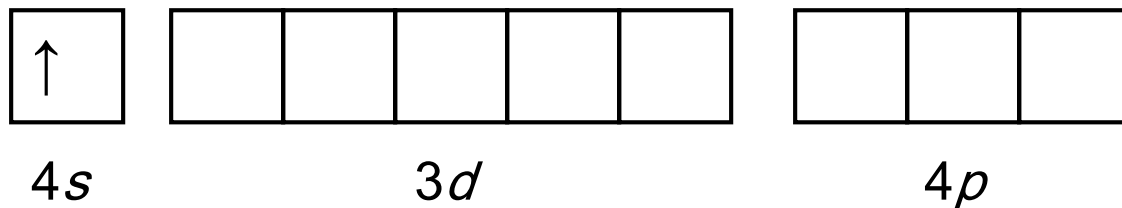
full configuration



condensed configuration



partial orbital diagram



**There are 18 inner electrons.**




## Sample Problem 8.2

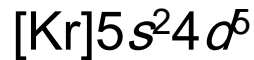
### SOLUTION:

(b) For Tc ( $Z = 43$ )

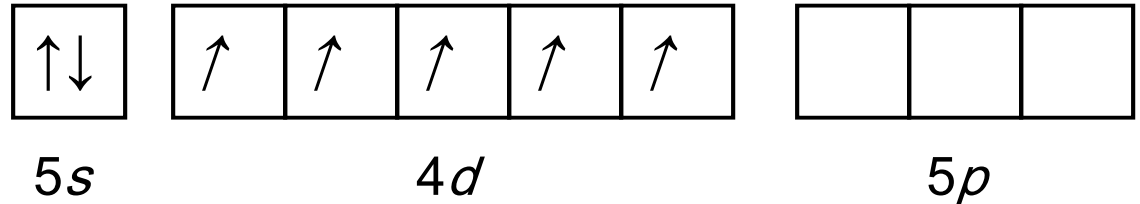
full configuration



condensed configuration



partial orbital diagram



**There are 36 inner electrons.**



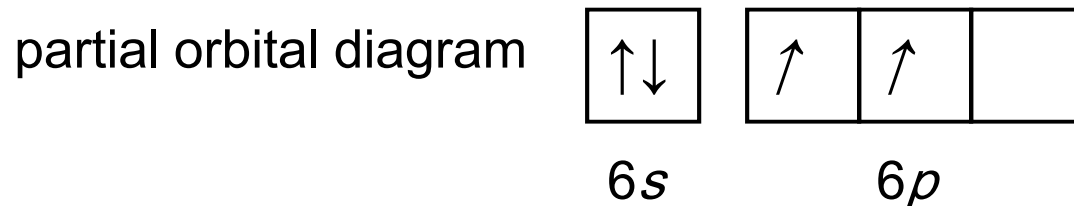
## Sample Problem 8.2

### SOLUTION:

(a) For Pb ( $Z = 82$ )

full configuration  $1s^2 2s^2 2p^6 3s^2 3p^6 4s^2 3d^{10} 4p^6 5s^2 4d^{10} 5p^6 6s^2 4f^{14} 5d^{10} 6p^2$

condensed configuration  $[\text{Xe}] 6s^2 4f^{14} 5d^{10} 6p^2$



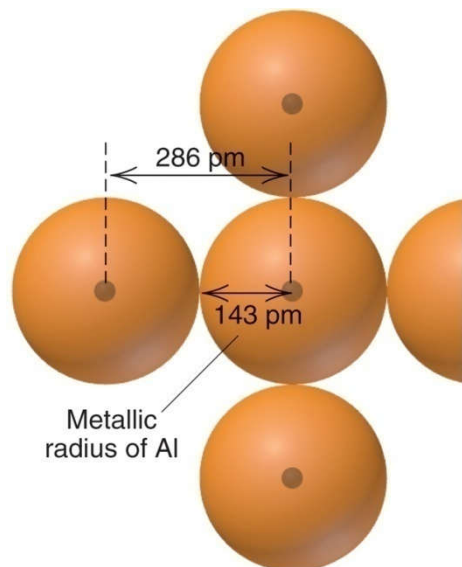
**There are 78 inner electrons.**



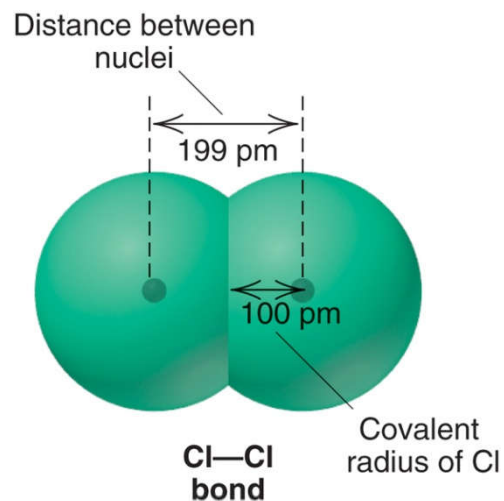
UPLOADED BY AHMAD T. JUNDI

# Trends in Atomic Size

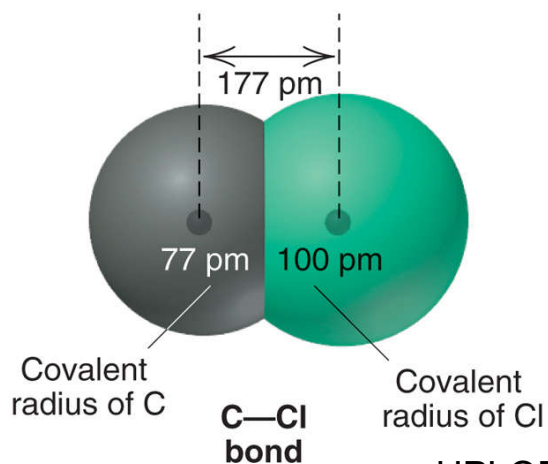
## Defining atomic size.



A. The metallic radius of aluminum.



B. The covalent radius of chlorine.



C. Known covalent radii and distances between nuclei can be used to find unknown radii.





Atomic size varies within both groups and periods as a result of two opposing influences:

1- Atomic size ***increases*** as the principal quantum number ***n increases***.

As  $n$  increases, the probability that the outer electrons will be farther from the nucleus increases.

2- Atomic size ***decreases*** as the effective nuclear charge  **$Z_{\text{eff}}$  increases**.

As  $Z_{\text{eff}}$  increases, the outer electrons are pulled closer to the nucleus.

For ***main group elements***:

atomic size ***increases*** down a group in the periodic table and ***decreases*** across a period.



## Transition elements

1- **Down a transition group**,  $n$  increase, but shielding by an additional level of inner electrons results in only a small size increase from period 4 to 5 and none from 5 to 6.

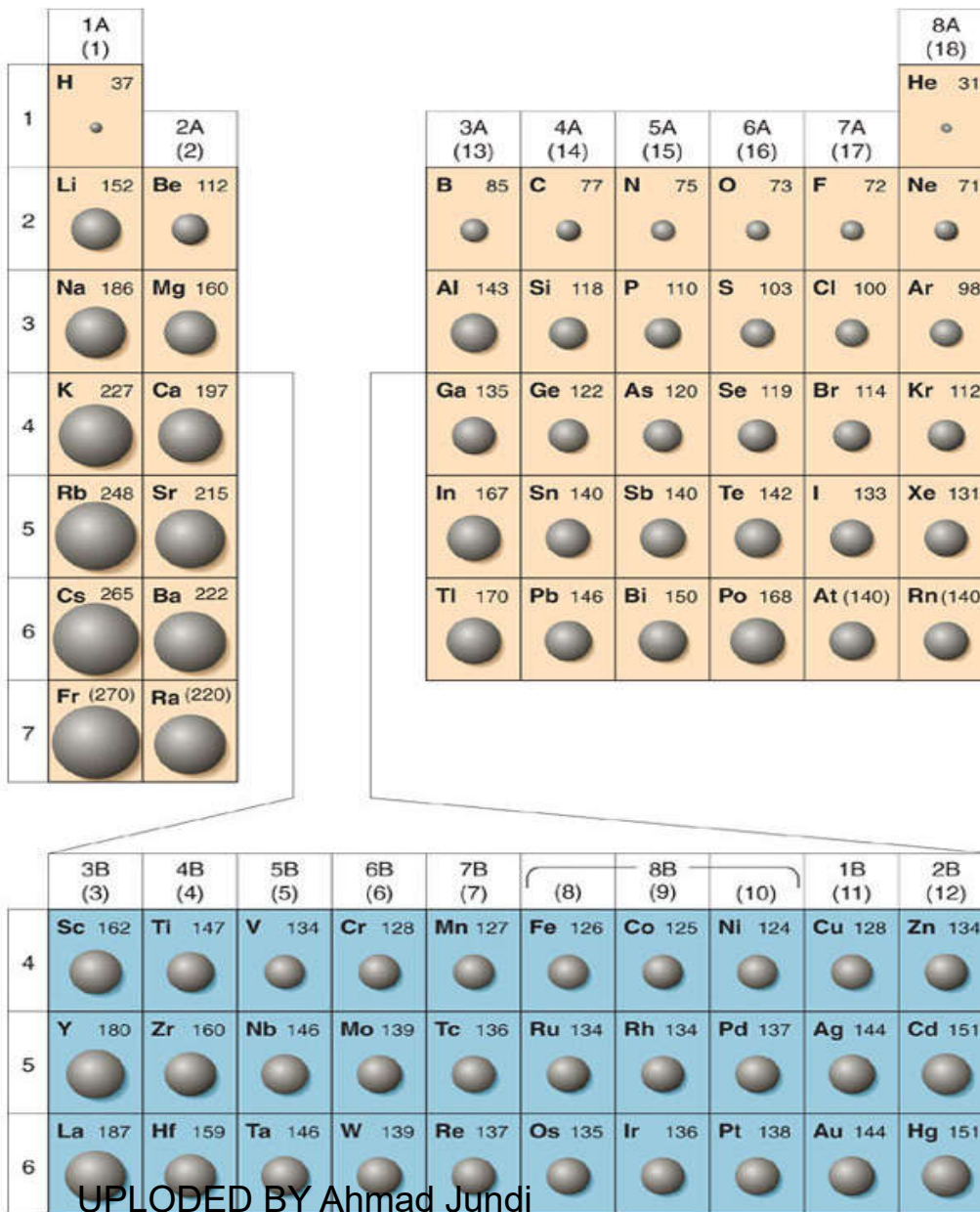
2- **Across a transition series**, atomic size shrinks through the first two or three elements because of increasing the nuclear charge, but from then on, size remains relatively constant because the shielding by the inner  $d$  electrons counteracts the increase in  $Z_{\text{eff}}$ .

3- Transition series affects atomic size in neighboring main groups,  $d$  electrons cause a size decrease from group 2A to group 3A.



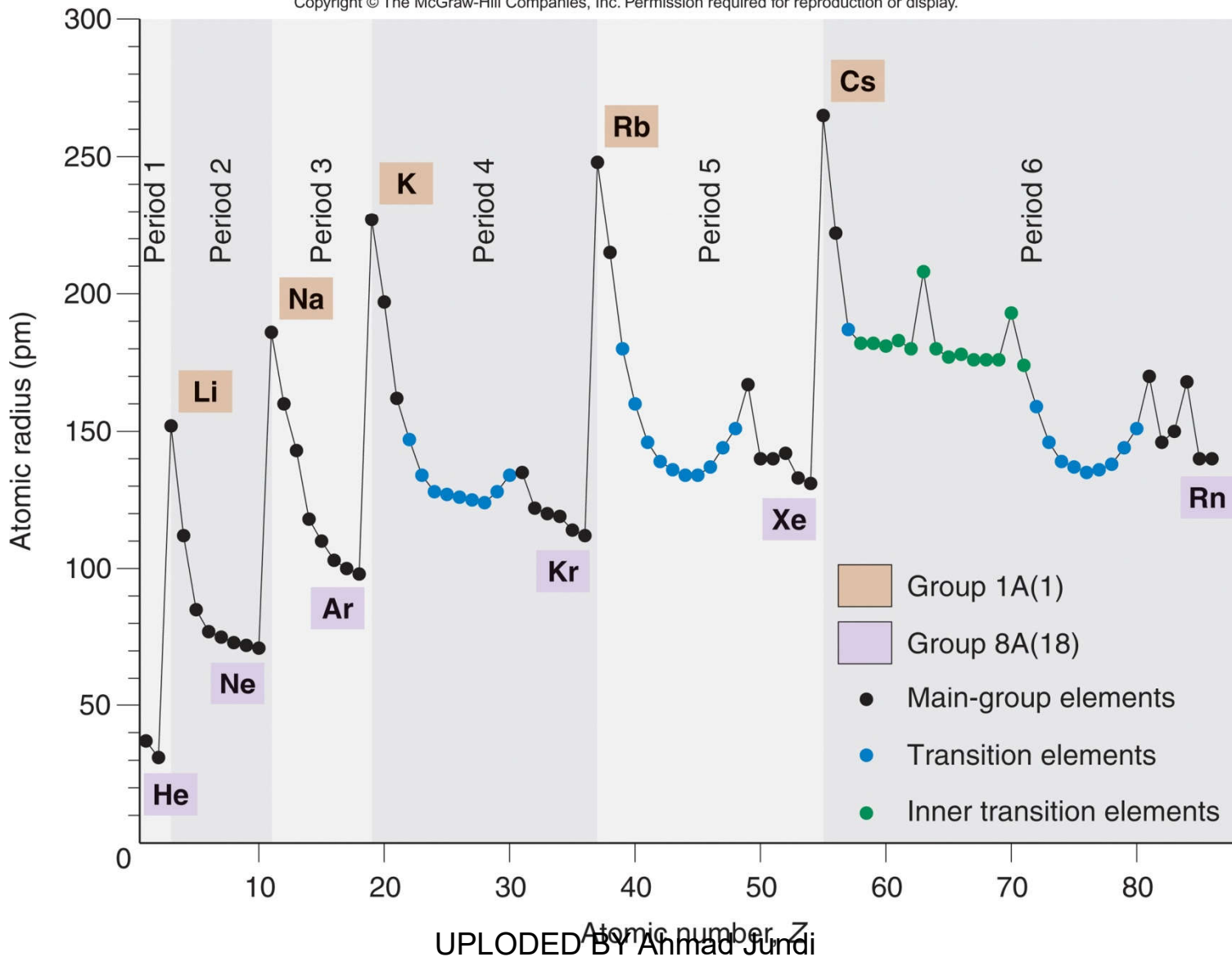
**Figure 8.8**

**Atomic radii of the main-group and transition elements.**



# Figure 8.9 Periodicity of atomic radius.

Copyright © The McGraw-Hill Companies, Inc. Permission required for reproduction or display.



**Sample Problem 8.3****Ranking Elements by Atomic Size**

**PROBLEM:** Using only the periodic table (not Figure 8.8), rank each set of main-group elements in order of *decreasing* atomic size:

(a) Ca, Mg, Sr

(b) K, Ga, Ca

(c) Br, Rb, Kr

(d) Sr, Ca, Rb

**PLAN:** Locate each element on the periodic table. Main-group elements increase in size down a group and decrease in size across the period.



**Sample Problem 8.3****SOLUTION:****(a) Sr > Ca > Mg**

Ca, Mg, and Sr are in Group 2A. Size increases down the group.

**(b) K > Ca > Ga**

K, Ga, and Ca are all in Period 4. Size decreases across the period.

**(c) Rb > Br > Kr**

Rb is the largest because it has one more energy level than the other elements. Kr is smaller than Br because Kr is further to the right in the same period.

**(d) Rb > Sr > Ca**

Ca is the smallest because it has one fewer energy level. Sr is smaller than Rb because it is smaller to the right in the same period.



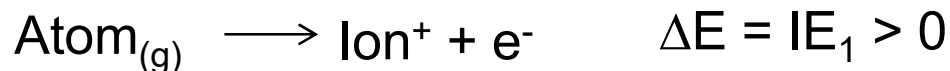
## Trends in Ionization Energy

**Ionization energy (IE)** is the energy required for the **complete removal** of 1 mol of electrons from 1 mol of gaseous atoms or ions.

Atoms with a **low IE** tend to form **cations**.

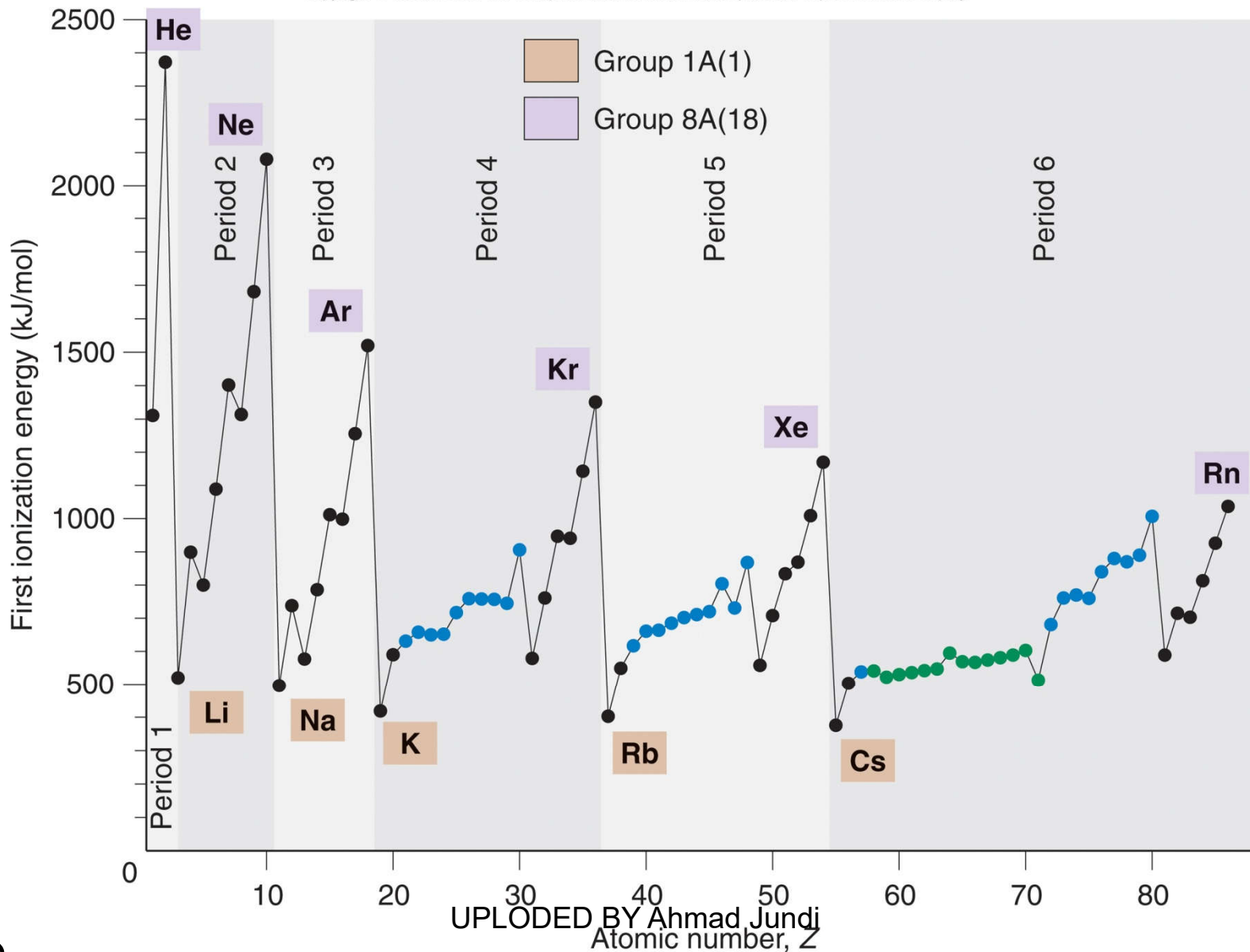
Atoms with a **high IE** tend to form **anions** (except the noble gases).

Ionization energy tends to **decrease** down a group and **increase** across a period.



# Figure 8.10 Periodicity of first ionization energy (IE<sub>1</sub>).

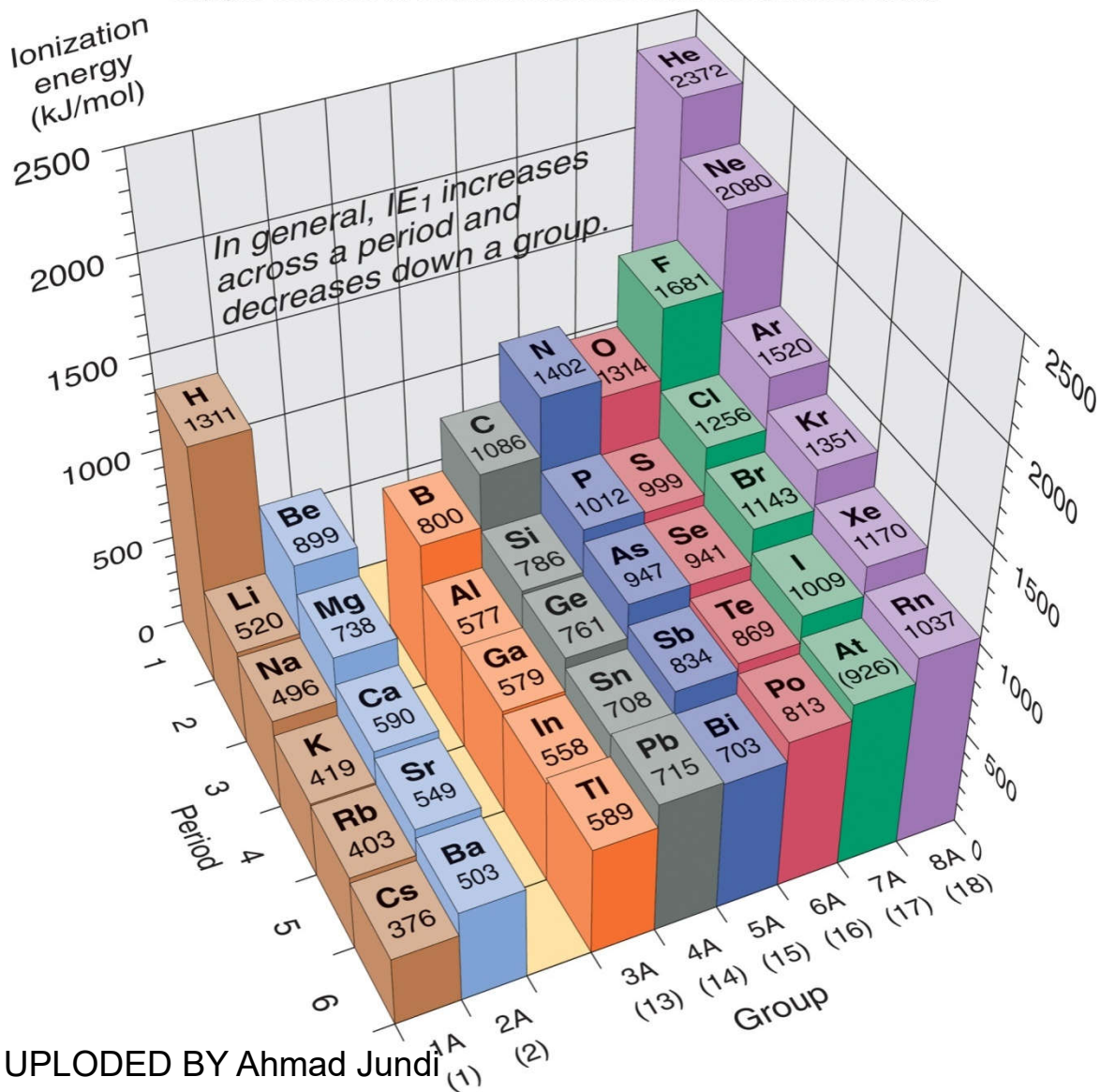
Copyright © The McGraw-Hill Companies, Inc. Permission required for reproduction or display.





**Figure 8.11 First ionization energies of the main-group elements.**

Copyright © The McGraw-Hill Companies, Inc. Permission required for reproduction or display.



**Sample Problem 8.4****Ranking Elements by First Ionization Energy**

**PROBLEM:** Using the periodic table only, rank the elements in each of the following sets in order of *decreasing*  $IE_1$ :

(a) Kr, He, Ar

(b) Sb, Te, Sn

(c) K, Ca, Rb

(d) I, Xe, Cs

**PLAN:** Find each element on the periodic table.  $IE_1$  generally decreases down a group and increases across a period.

**SOLUTION:**

(a) **He > Ar > Kr**

Kr, He, and Ar are in Group 8A.  $IE_1$  decreases down the group.



**Sample Problem 8.4****SOLUTION:****(b)  $\text{Te} > \text{Sb} > \text{Sn}$** 

Sb, Te, and Sn are in Period 5.  $\text{IE}_1$  increases across a period.

**(c)  $\text{Ca} > \text{K} > \text{Rb}$** 

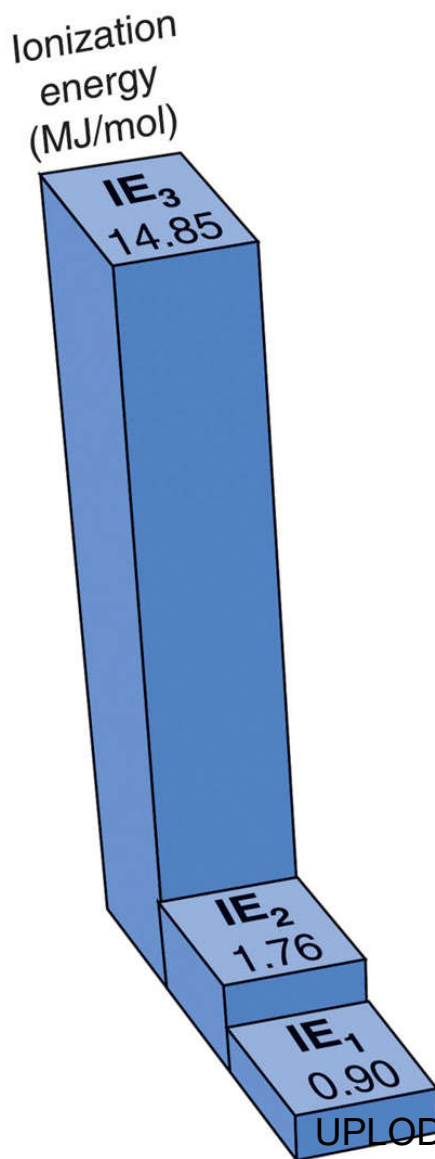
K has a higher  $\text{IE}_1$  than Rb because K is higher up in Group 1A. Ca has a higher  $\text{IE}_1$  than K because Ca is further to the right in Period 4.

**(d)  $\text{Xe} > \text{I} > \text{Cs}$** 

Xe has a higher  $\text{IE}_1$  than I because Xe is further to the right in the same period. Cs has a lower  $\text{IE}_1$  than I because it is further to the left in a higher period.



## Figure 8.12 The first three ionization energies of beryllium.



Beryllium has 2 valence electrons, so  $IE_3$  is much larger than  $IE_2$ .



**Table 8.4 Successive Ionization Energies of the Elements Lithium Through Sodium**

Z	Element	Number of Valence Electrons	Ionization Energy (MJ/mol)*												
			IE <sub>1</sub>	IE <sub>2</sub>	IE <sub>3</sub>	IE <sub>4</sub>	IE <sub>5</sub>	IE <sub>6</sub>	IE <sub>7</sub>	IE <sub>8</sub>	IE <sub>9</sub>	IE <sub>10</sub>			
3	Li	1	0.52	7.30	11.81										
4	Be	2	0.90	1.76	14.85	21.01									
5	B	3	0.80	2.43	3.66	25.02	32.82								
6	C	4	1.09	2.35	4.62	6.22	37.83	47.28							
7	N	5	1.40	2.86	4.58	7.48	9.44	53.27	64.36						
8	O	6	1.31	3.39	5.30	7.47	10.98	13.33	71.33	84.08					
9	F	7	1.68	3.37	6.05	8.41	11.02	15.16	17.87	92.04	106.43				
10	Ne	8	2.08	3.95	6.12	9.37	12.18	15.24	20.00	23.07	115.38	131.43			
11	Na	1	0.50	4.56	6.91	9.54	13.35	16.61	20.11	25.49	28.93	141.37			

\*MJ/mol, or megajoules per mole = 10<sup>3</sup> kJ/mol.



<b>Sample Problem 8.5</b>
---------------------------

## Identifying an Element from Its Ionization Energies

**PROBLEM:** Name the Period 3 element with the following ionization energies (in kJ/mol) and write its electron configuration:

$IE_1$	$IE_2$	$IE_3$	$IE_4$	$IE_5$	$IE_6$
1012	1903	2910	4956	6278	22,230

**PLAN:** Look for a large increase in  $IE$ , which occurs after all valence electrons have been removed.

### SOLUTION:

The largest increase occurs after  $IE_5$ , that is, after the 5th valence electron has been removed. The Period 3 element with 5 valence electrons is **phosphorus (P;  $Z = 15$ )**.

The complete electron configuration is  $1s^2 2s^2 2p^6 3s^2 3p^3$ .



## Trends in Electron Affinity

***Electron Affinity (EA)*** is the energy change that occurs when 1 mol of electrons is ***added*** to 1 mol of gaseous atoms or ions.

Atoms with a ***low EA*** tend to form ***cations***.  
Atoms with a ***high EA*** tend to form ***anions***.

The trends in electron affinity are not as regular as those for atomic size or IE.



**Figure 8.13 Electron affinities of the main-group elements (in kJ/mol).**

Copyright © The McGraw-Hill Companies, Inc. Permission required for reproduction or display.

1A (1)	2A (2)	3A (13)	4A (14)	5A (15)	6A (16)	7A (17)	8A (18)
<b>H</b> -72.8							<b>He</b> (0.0)
<b>Li</b> -59.6	<b>Be</b> ≤0	<b>B</b> -26.7	<b>C</b> -122	<b>N</b> +7	<b>O</b> -141	<b>F</b> -328	<b>Ne</b> (+29)
<b>Na</b> -52.9	<b>Mg</b> ≤0	<b>Al</b> -42.5	<b>Si</b> -134	<b>P</b> -72.0	<b>S</b> -200	<b>Cl</b> -349	<b>Ar</b> (+35)
<b>K</b> -48.4	<b>Ca</b> -2.37	<b>Ga</b> -28.9	<b>Ge</b> -119	<b>As</b> -78.2	<b>Se</b> -195	<b>Br</b> -325	<b>Kr</b> (+39)
<b>Rb</b> -46.9	<b>Sr</b> -5.03	<b>In</b> -28.9	<b>Sn</b> -107	<b>Sb</b> -103	<b>Te</b> -190	<b>I</b> -295	<b>Xe</b> (+41)
<b>Cs</b> -45.5	<b>Ba</b> -13.95	<b>Tl</b> -19.3	<b>Pb</b> -35.1	<b>Bi</b> -91.3	<b>Po</b> -183	<b>At</b> -270	<b>Rn</b> (+41)





## Behavior Patterns for IE and EA

***Reactive nonmetals*** have high IEs and highly negative EAs.

These elements attract electrons strongly and tend to form negative ions in ionic compounds.

***Reactive metals*** have low IEs and slightly negative EAs.

These elements lose electrons easily and tend to form positive ions in ionic compounds.

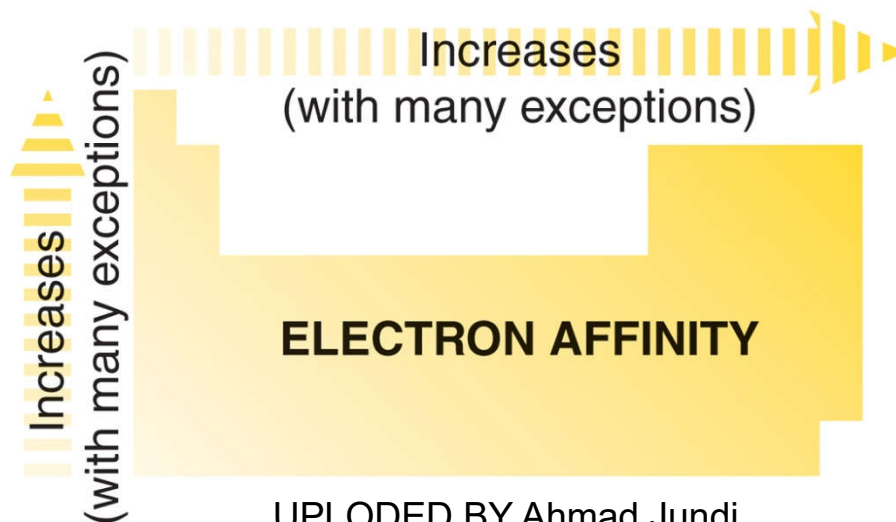

***Noble gases*** have very high IEs and slightly positive EAs.

These elements tend to neither lose nor gain electrons.



# Figure 8.14 Trends in three atomic properties.

Copyright © The McGraw-Hill Companies, Inc. Permission required for reproduction or display.



UPLOADED BY Ahmad Jundi

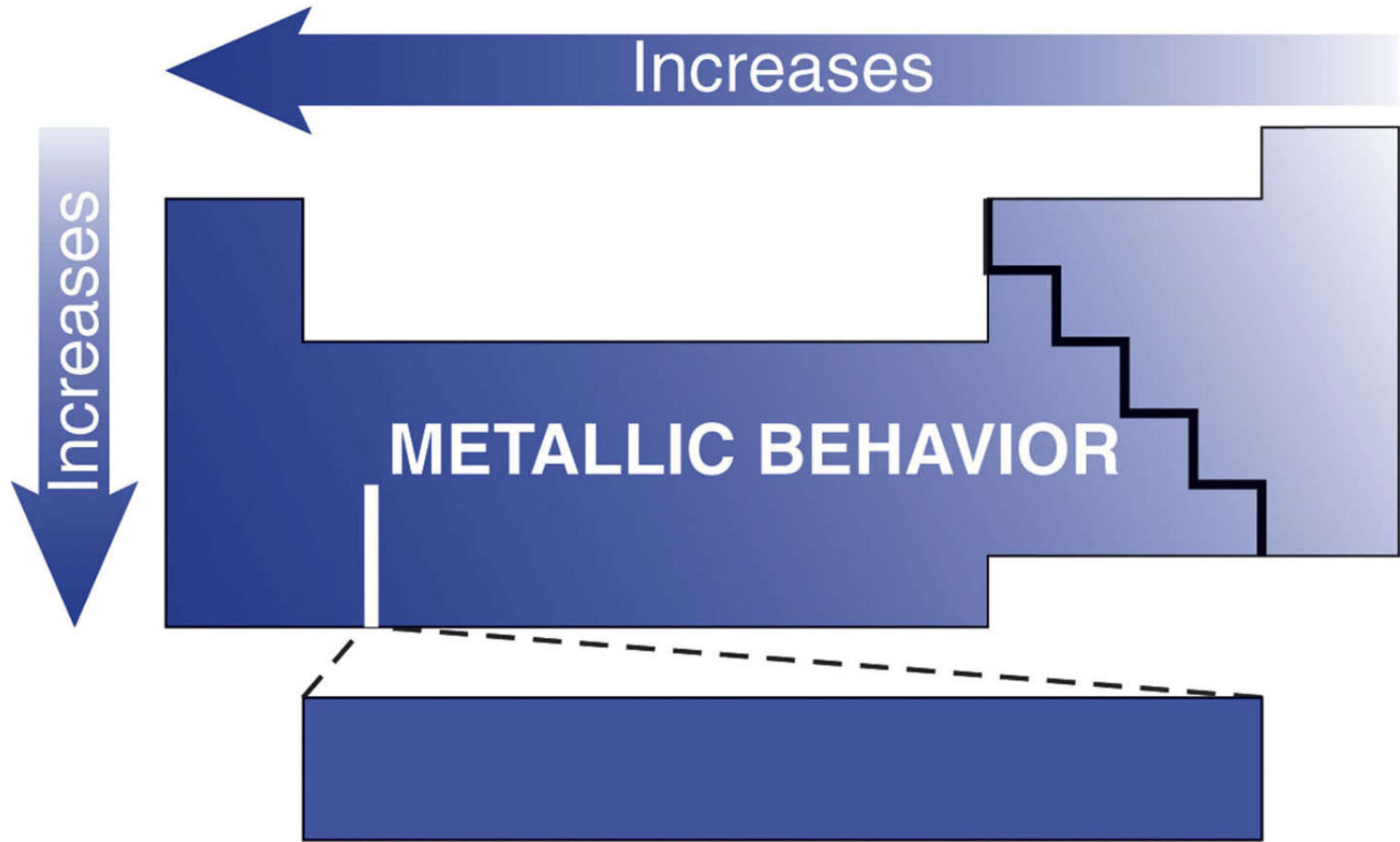


## Metallic Behavior

- Metals are typically shiny solids with moderate to high melting points.
- Metals are good conductors of heat and electricity, and can easily be shaped.
- Metals tend to lose electrons and form cations, i.e., they are easily ***oxidized***.
- Metals are generally ***strong reducing agents***.
- Most metals form ionic oxides, which are ***basic*** in aqueous solution.



**Figure 8.15 Trends in metallic behavior.**

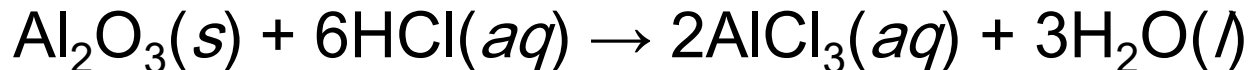


## Acid-Base Behavior of Oxides

Main-group metals form *ionic oxides*, which are *basic* in aqueous solution.

Main-group nonmetals form *covalent oxides*, which are *acidic* in aqueous solution.

Some metals and metalloids form *amphoteric oxides*, which can act as acids or bases in water:



## Figure 8.16 Acid-base behavior of some element oxides.

Copyright © The McGraw-Hill Companies, Inc. Permission required for reproduction or display.

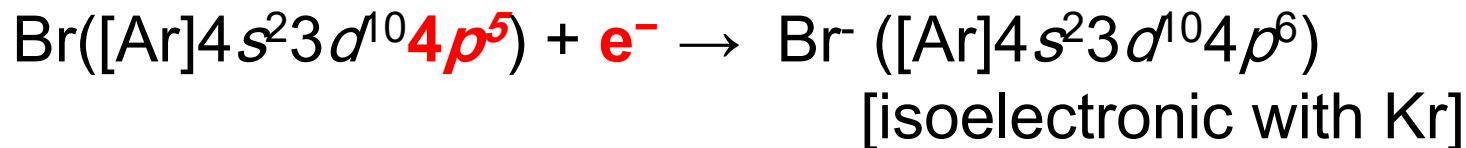
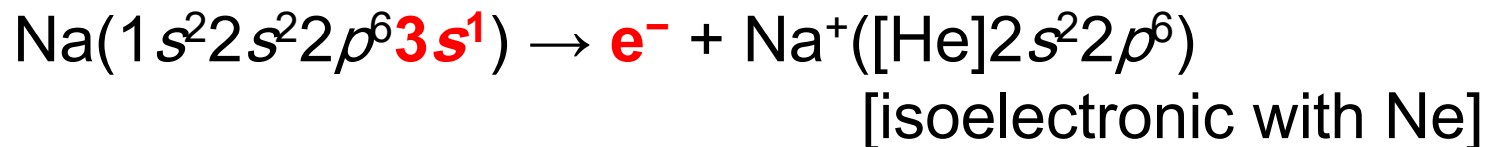
				5A (15)		
				$N_2O_5$		
3	$Na_2O$	$MgO$	$Al_2O_3$	$SiO_2$	$P_4O_{10}$	$SO_3$
				$As_2O_5$		
				$Sb_2O_5$		
				$Bi_2O_3$		
						Ar

Oxides become more basic down a group and more acidic across a period.



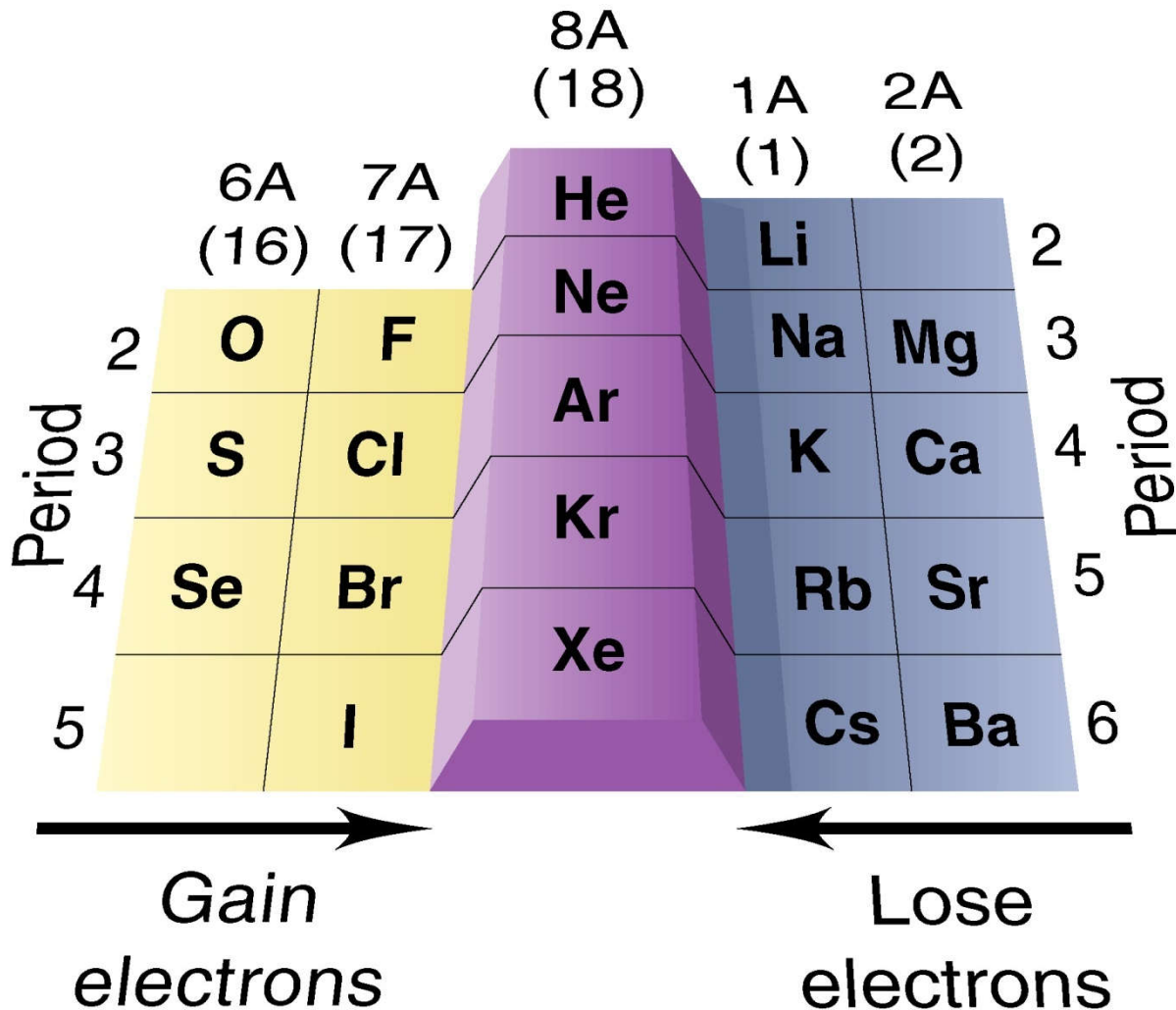
## Electron configurations of Monatomic Ions

Elements at either end of a period gain or lose electrons to attain a filled outer level. The resulting ion will have a *noble gas electron configuration* and is said to be *isoelectronic* with that noble gas.



**Figure 8.17** Main-group elements whose ions have noble gas electron configurations.

Copyright © The McGraw-Hill Companies, Inc. Permission required for reproduction or display.

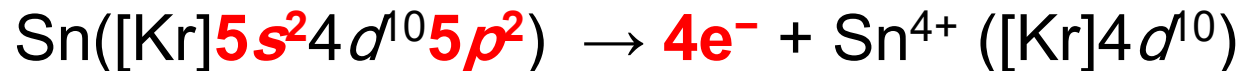




# Electron Configurations of Monatomic Ions

A ***pseudo-noble gas configuration*** is attained when a metal atom empties its highest energy level.

The ion attains the stability of empty  $ns$  and  $np$  sublevels and a filled  $(n-1)d$  sublevel.



A metal may lose only the  $np$  electrons to attain an ***inert pair configuration***.

The ion attains the stability of a filled  $ns$  and  $(n-1)d$  sublevels.



**Sample Problem 8.6****Writing Electron Configurations of Main-Group Ions**

**PROBLEM:** Using condensed electron configurations, write reactions for the formation of the common ions of the following elements:

(a) Iodine ( $Z = 53$ )      (b) Potassium ( $Z = 19$ )      (c) Indium ( $Z = 49$ )

**PLAN:** Identify the position of each element on the periodic table and recall that:

- Ions of elements in Groups 1A(1), 2A(2), 6A(16), and 7A(17) are usually isoelectronic with the nearest noble gas.
- Metals in Groups 3A(13) to 5A(15) can lose the  $ns$  and  $np$  electrons or just the  $np$  electrons.



## Sample Problem 8.6

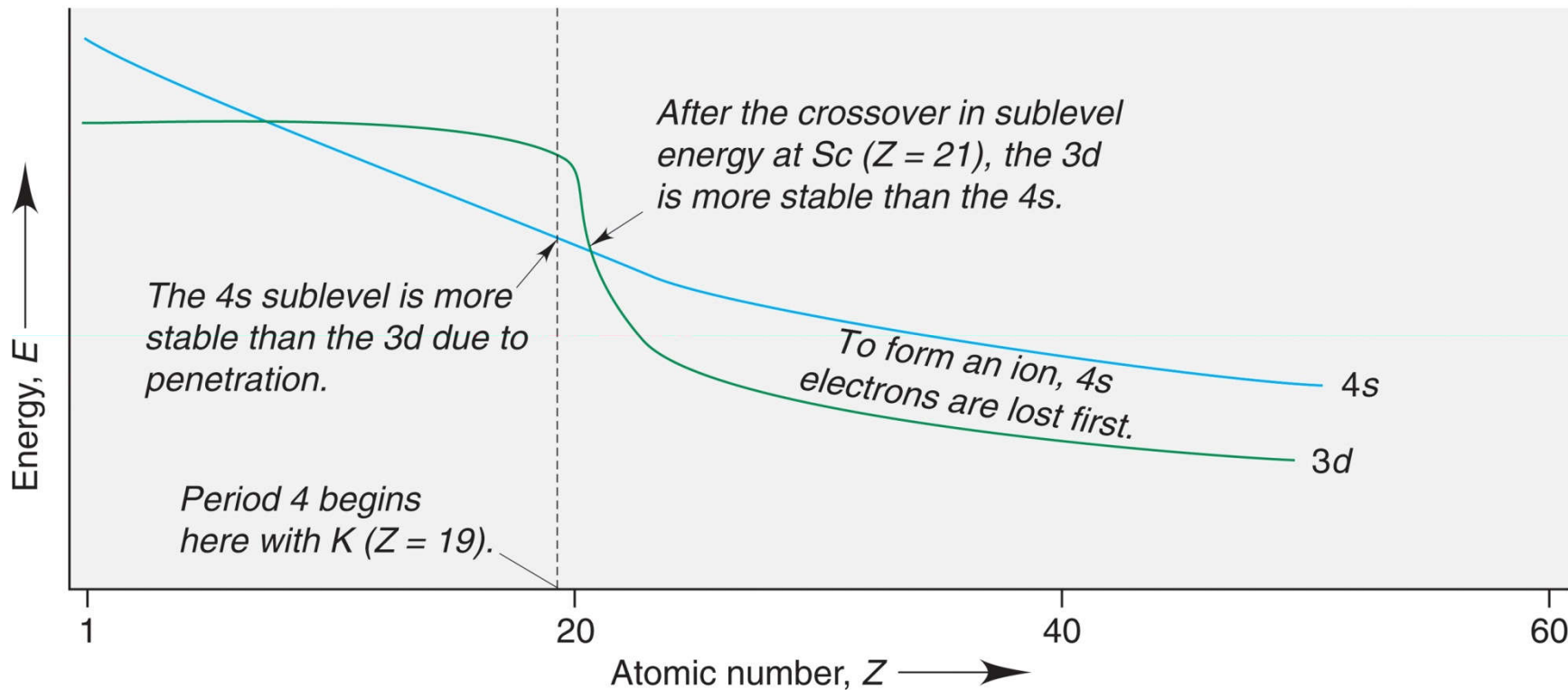
### SOLUTION:

- (a) Iodine ( $Z = 53$ ) is in Group 7A(17) and will gain one electron to be isoelectronic with Xe:  $\text{I} ([\text{Kr}] 5s^2 4d^{10} 5p^5) + e^- \rightarrow \text{I}^- ([\text{Kr}] 5s^2 4d^{10} 5p^6)$
- (b) Potassium ( $Z = 19$ ) is in Group 1A(1) and will lose one electron to be isoelectronic with Ar:  $\text{K} ([\text{Ar}] 4s^1) \rightarrow \text{K}^+ ([\text{Ar}]) + e^-$
- (c) Indium ( $Z = 49$ ) is in Group 3A(13) and can lose either one electron or three electrons:  $\text{In} ([\text{Kr}] 5s^2 4d^{10} 5p^1) \rightarrow \text{In}^+ ([\text{Kr}] 5s^2 4d^{10}) + e^-$   
 $\text{In} ([\text{Kr}] 5s^2 4d^{10} 5p^1) \rightarrow \text{In}^{3+} ([\text{Kr}] 4d^{10}) + 3e^-$



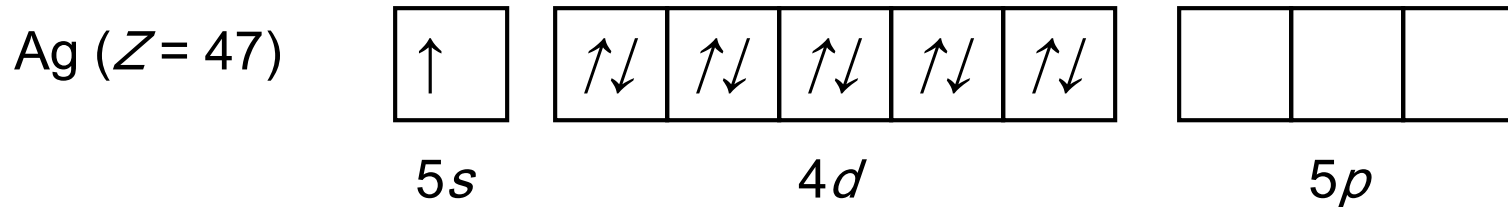
# Figure 8.18 The crossover of sublevel energies in Period 4.

Copyright © The McGraw-Hill Companies, Inc. Permission required for reproduction or display.



# Magnetic Properties of Transition Metal Ions

A species with one or more unpaired electrons exhibits ***paramagnetism*** – it is attracted by a magnetic field.

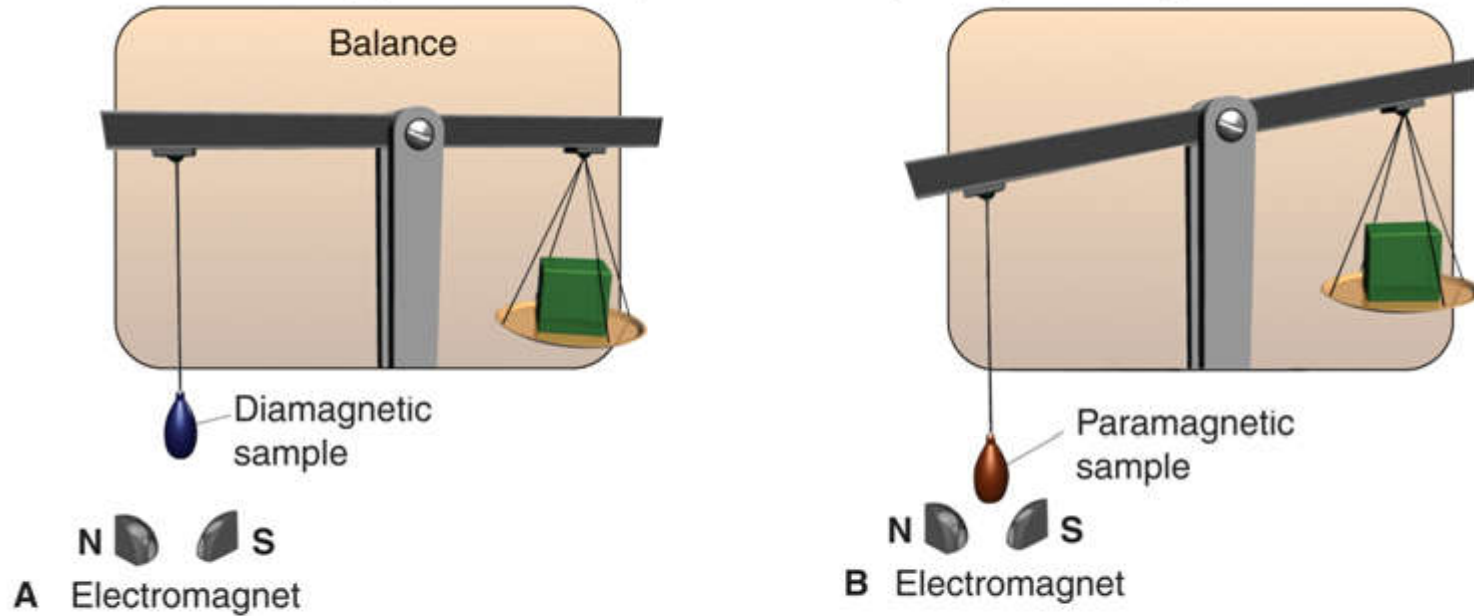


A species with all its electrons paired exhibits ***diamagnetism*** – it is not attracted (and is slightly repelled) by a magnetic field.



## Figure 8.19 Measuring the magnetic behavior of a sample.

Copyright © The McGraw-Hill Companies, Inc. Permission required for reproduction or display.



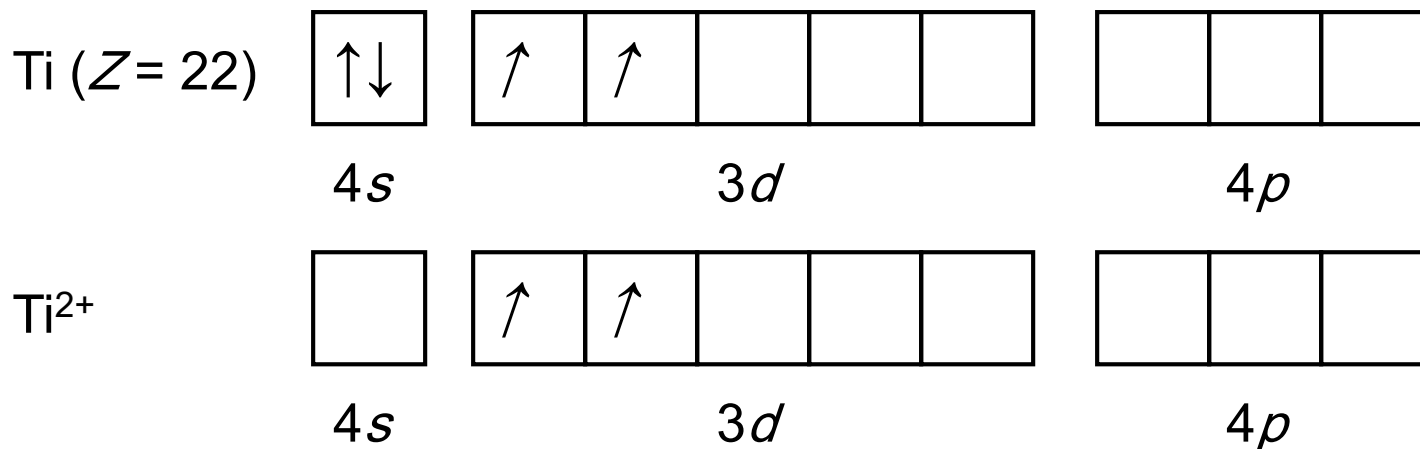
The apparent mass of a diamagnetic substance is unaffected by the magnetic field.

The apparent mass of a paramagnetic substance increases as it is attracted by the magnetic field.



# Magnetic Properties of Transition Metal ions

Magnetic behavior can provide evidence for the electron configuration of a given ion.

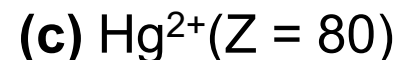
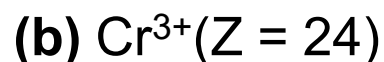
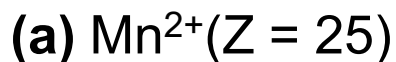


Ti<sup>2+</sup> has 2 unpaired electrons and is paramagnetic, providing evidence that the 4s electrons are lost before the 3d electrons.



**Sample Problem 8.7****Writing Electron Configurations and Predicting Magnetic Behavior of Transition Metal Ions**

**PROBLEM:** Use condensed electron configurations to write the reaction for the formation of each transition metal ion, and predict whether the ion is paramagnetic or diamagnetic.



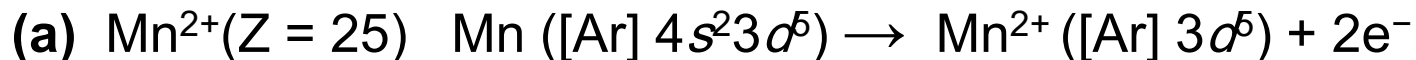
**PLAN:** Write the condensed electron configuration for each atom, recalling the irregularity for Cr. Remove electrons, beginning with the  $ns$  electrons, and determine if there are any unpaired electrons.



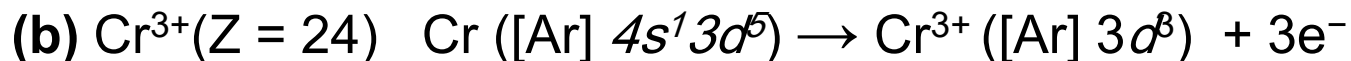


## Sample Problem 8.7

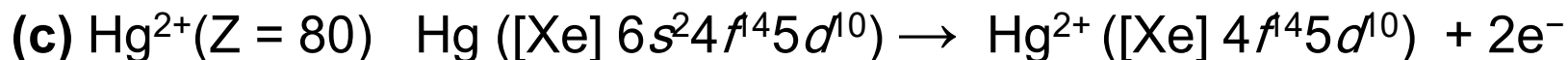
### SOLUTION:



Since there are 5  $d$  electrons they are all unpaired.  $\text{Mn}^{2+}$  is **paramagnetic**.



Since there are 3  $d$  electrons they are all unpaired.  $\text{Cr}^{3+}$  is **paramagnetic**.



The 4*f* and the 5*d* sublevels are filled, so there are no unpaired electrons.  $\text{Hg}^{2+}$  is **diamagnetic**.



## Ionic Size vs. Atomic Size

Cations are *smaller* than their parent atoms while anions are *larger*.

Ionic radius *increases* down a group as  $n$  increases.

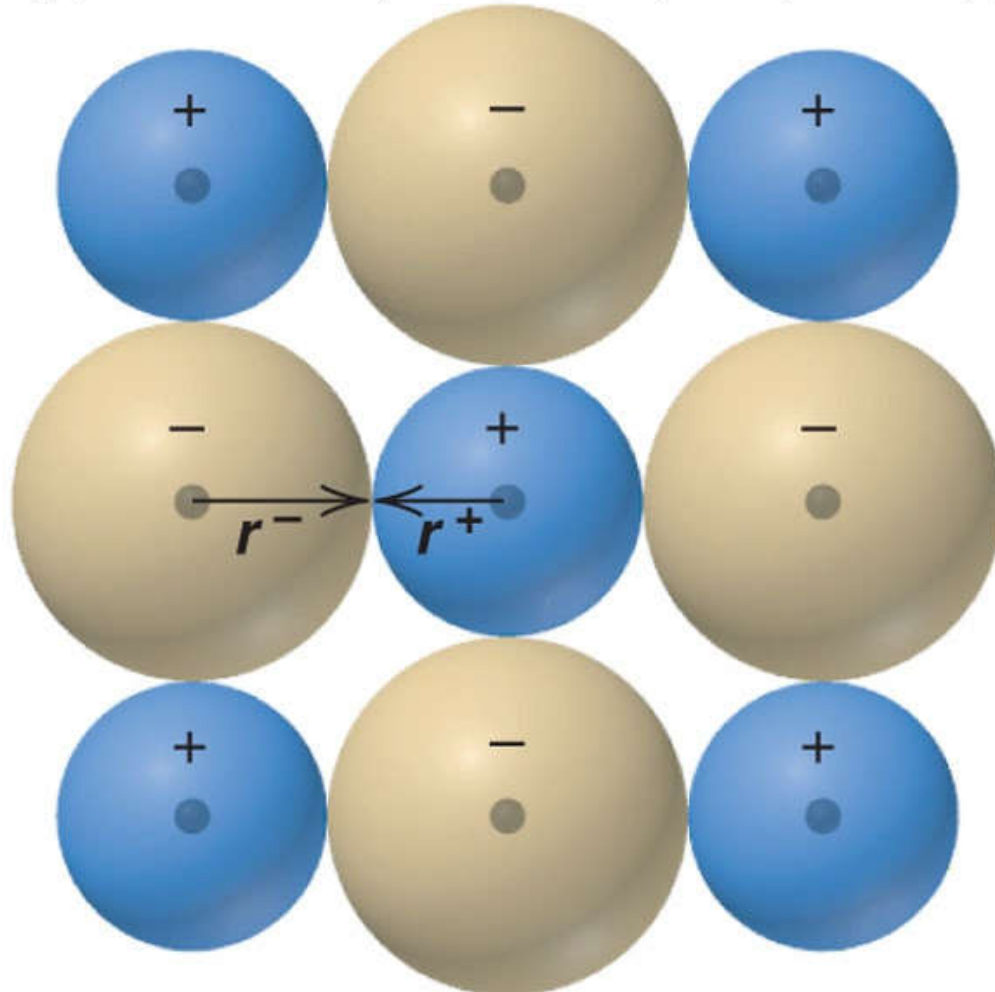
Cation size *decreases* as charge *increases*.

An *isoelectronic series* is a series of ions that have the same electron configuration. Within the series, ion size *decreases* with increasing nuclear charge.



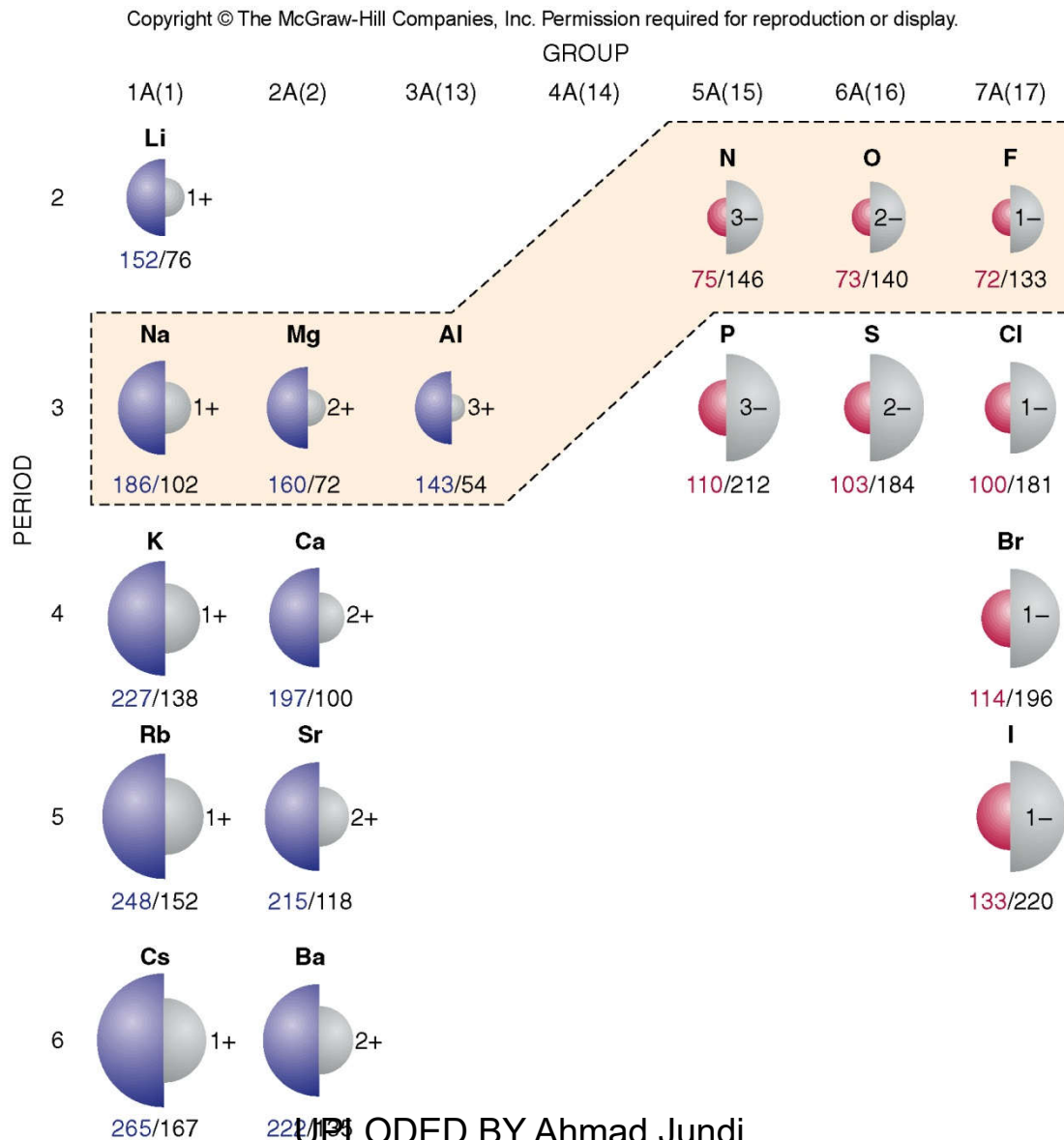
# Figure 8.20 Ionic radius.

Copyright © The McGraw-Hill Companies, Inc. Permission required for reproduction or display.



# Figure 8.21

# Ionic vs. atomic radii.



**Sample Problem 8.8****Ranking Ions by Size**

**PROBLEM:** Rank each set of ions in order of *decreasing* size, and explain your ranking:

(a)  $\text{Ca}^{2+}$ ,  $\text{Sr}^{2+}$ ,  $\text{Mg}^{2+}$     (b)  $\text{K}^+$ ,  $\text{S}^{2-}$ ,  $\text{Cl}^-$     (c)  $\text{Au}^+$ ,  $\text{Au}^{3+}$

**PLAN:** Find the position of each element on the periodic table and apply the trends for ionic size.

**SOLUTION:**

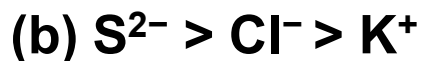
(a)  $\text{Sr}^{2+} > \text{Ca}^{2+} > \text{Mg}^{2+}$

All these ions are from Group 2A, so size increases down the group.

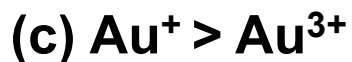


## Sample Problem 8.8

### SOLUTION:

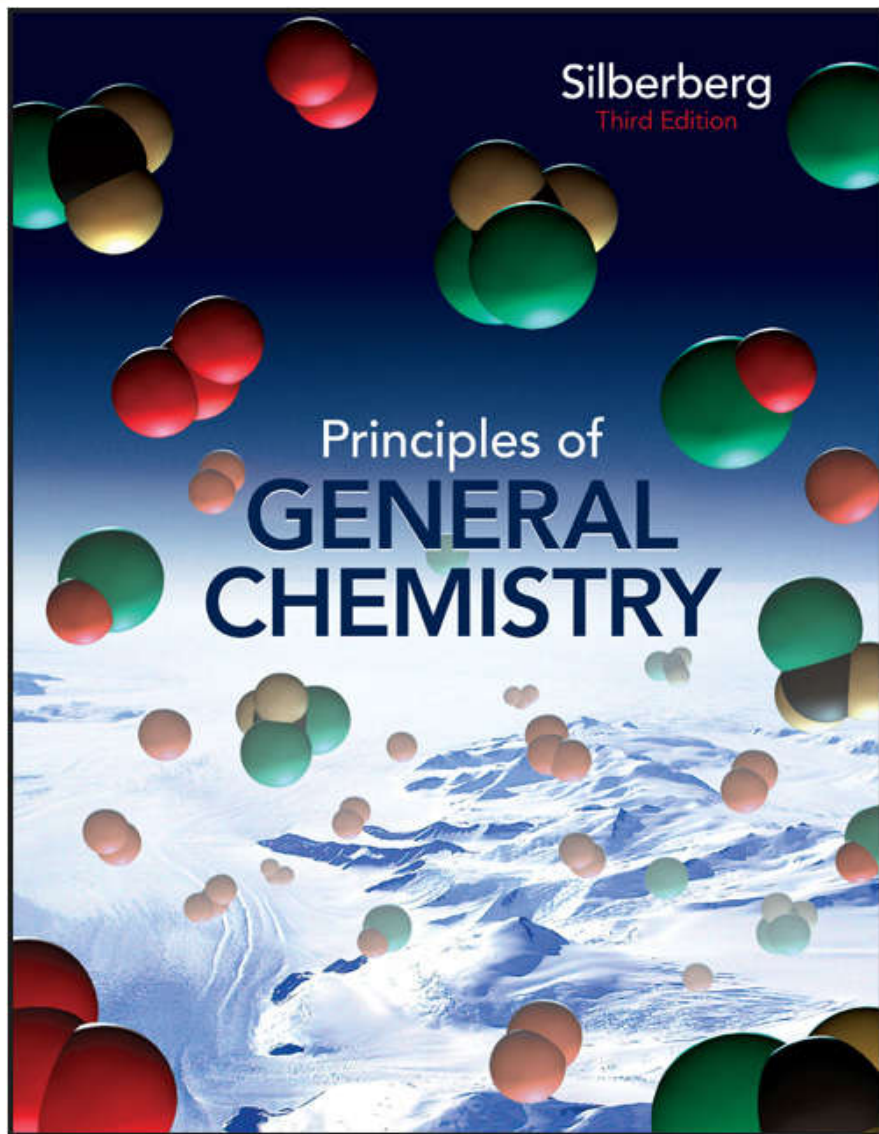


These ions are isoelectronic, so size decreases as nuclear charge increases.



Cation size decreases as charge increases.





# Chapter 09

## Lecture Outline

See separate *Image PowerPoint* slides for all figures and tables pre-inserted into PowerPoint without notes.



# Chapter 9

## Models of Chemical Bonding





# **Models of Chemical Bonding**

## **9.1 Atomic Properties and Chemical Bonds**

## **9.2 The Ionic Bonding Model**

## **9.3 The Covalent Bonding Model**

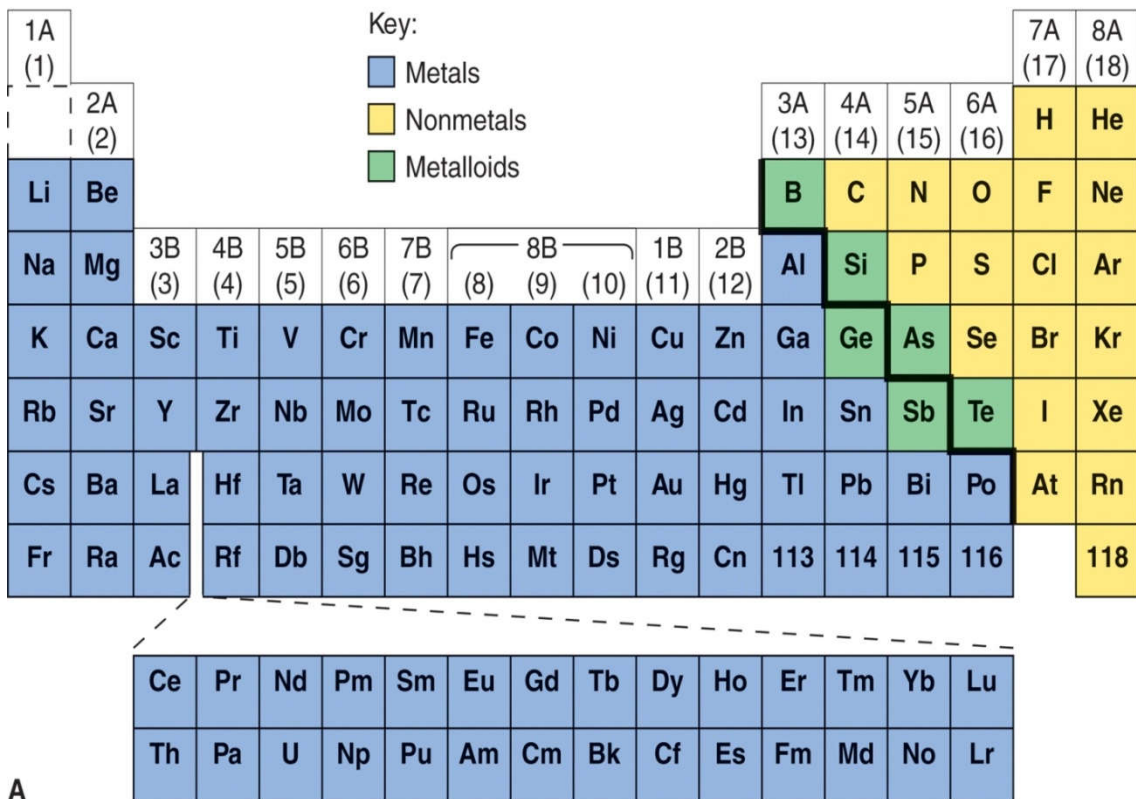
## **9.4 Bond Energy and Chemical Change**

## **9.5 Between the Extremes: Electronegativity and Bond Polarity**



# Figure 9.1 A comparison of metals and nonmetals.

Copyright © The McGraw-Hill Companies, Inc. Permission required for reproduction or display.



PROPERTY	METAL ATOM	NONMETAL ATOM
Atomic size	Larger	Smaller
$Z_{\text{eff}}$	Lower	Higher
IE	Lower	Higher
EA	Less negative	More negative



# Types of Chemical Bonding

***Ionic bonding*** involves the ***transfer*** of electrons and is usually observed when a ***metal*** bonds to a ***nonmetal***.

***Covalent bonding*** involves the ***sharing*** of electrons and is usually observed when a ***nonmetal*** bonds to a ***nonmetal***.

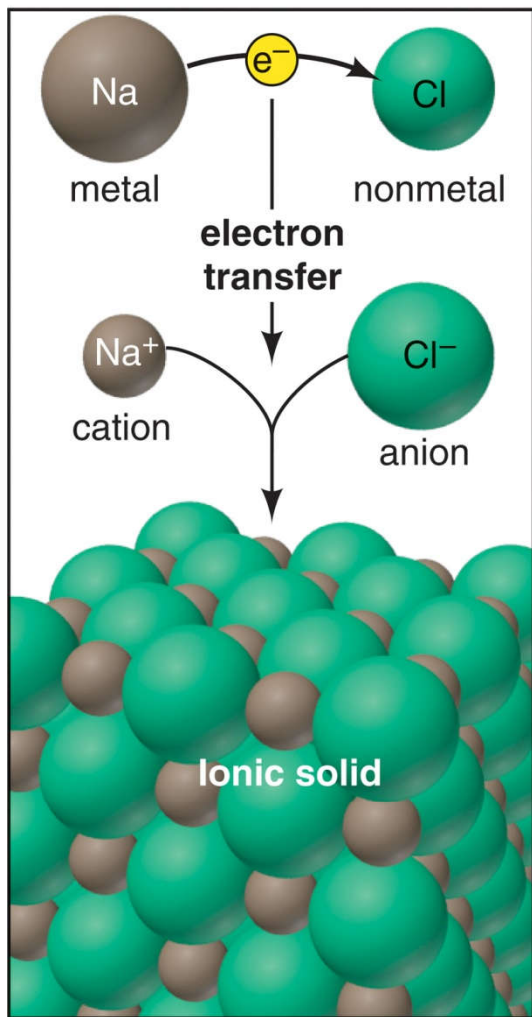
***Metallic bonding*** involves ***electron pooling*** and occurs when a ***metal*** bonds to another ***metal***.



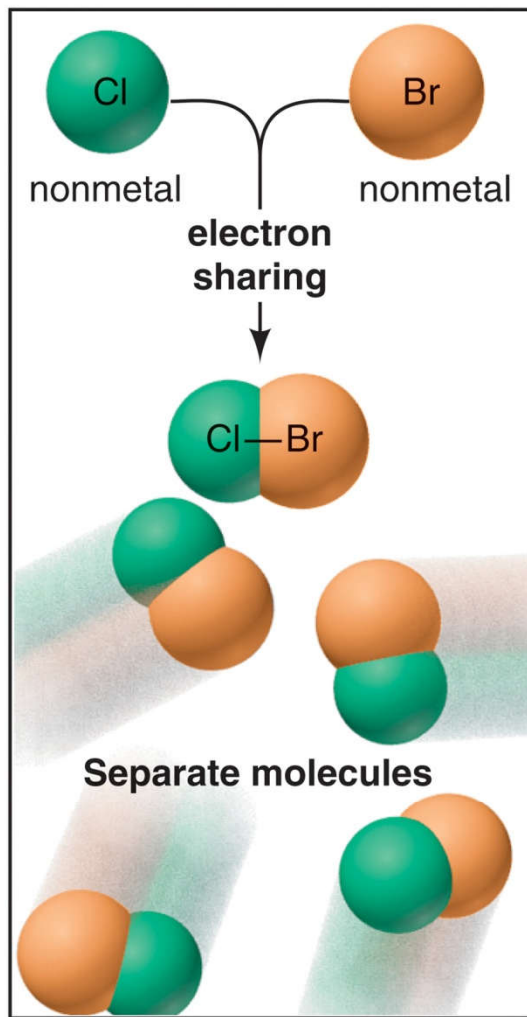
UPLOADED BY AHMAD T JUNDI

# Figure 9.2 Three models of chemical bonding.

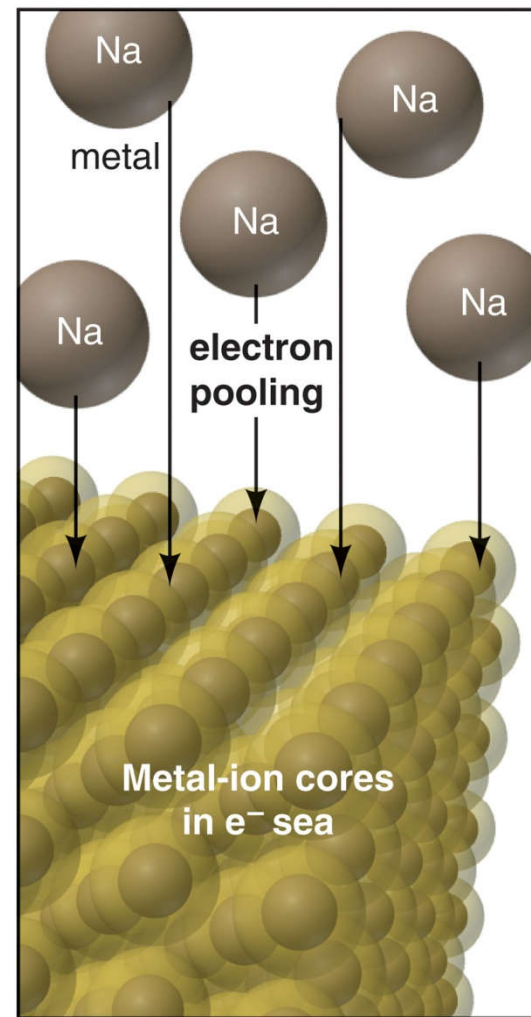
Copyright © The McGraw-Hill Companies, Inc. Permission required for reproduction or display.



**A Ionic bonding**



**B Covalent bonding**

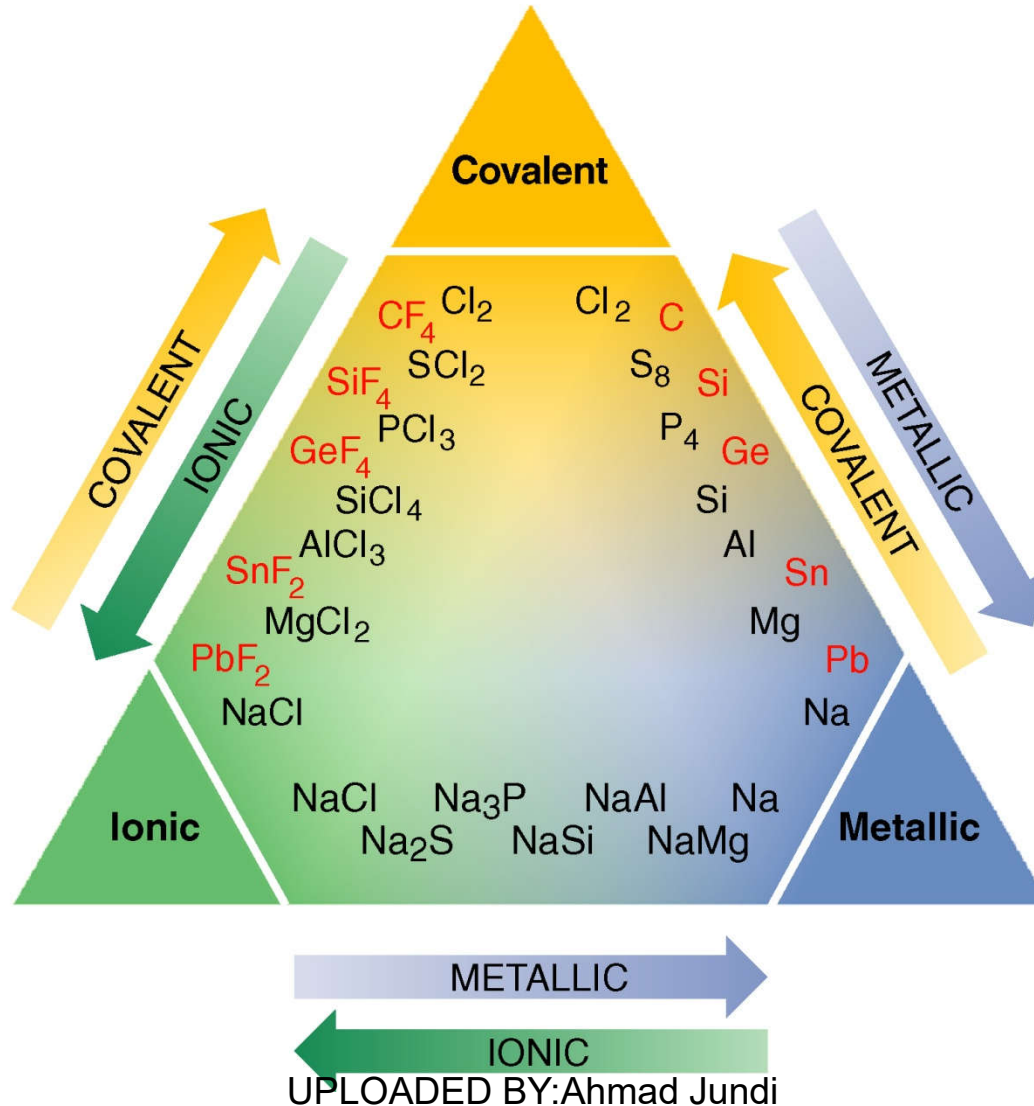


**C Metallic bonding**



# Figure 9.3 Gradations in bond type among Period 3 (black type) and Group 4A (red type) elements.

Copyright © The McGraw-Hill Companies, Inc. Permission required for reproduction or display.



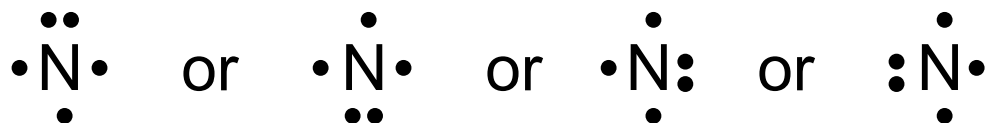
## Lewis Electron-Dot Symbols

To draw the Lewis symbol for any main-group element:

- Note the A-group number, which gives the number of valence electrons.
- Place one dot at a time on each of the four sides of the element symbol.
- Keep adding dots, pairing them, until all are used up.

Example:

Nitrogen, N, is in Group 5A and therefore has 5 valence electrons.



## Lewis Symbols and Bonding

For a *metal*, the *total* number of dots in the Lewis symbol is the number of electrons the atom loses to form a cation.

For a *nonmetal*, the number of unpaired dots equals

- the number of electrons the atom *gains* to form an anion
- or the number it *shares* to form covalent bonds.

The *octet rule* states that when atoms bond, they lose, gain, or share electrons to attain a *filled outer level of 8 electrons* (or 2, for H and Li).



## Figure 9.4

Lewis electron-dot symbols for elements in Periods 2 and 3.

		1A(1)	2A(2)						
		$ns^1$	$ns^2$	3A(13)	4A(14)	5A(15)	6A(16)	7A(17)	8A(18)
				$ns^2np^1$	$ns^2np^2$	$ns^2np^3$	$ns^2np^4$	$ns^2np^5$	$ns^2np^6$
Period	2	• Li	• Be •	• B •	• C •	• N •	• O •	• F •	• Ne •
	3	• Na	• Mg •	• Al •	• Si •	• P •	• S •	• Cl •	• Ar •





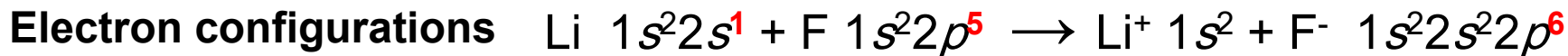
# The Ionic Bonding Model

An ionic bond is formed when a metal *transfers* electrons to a nonmetal to form *ions*, which attract each other to give a solid compound.

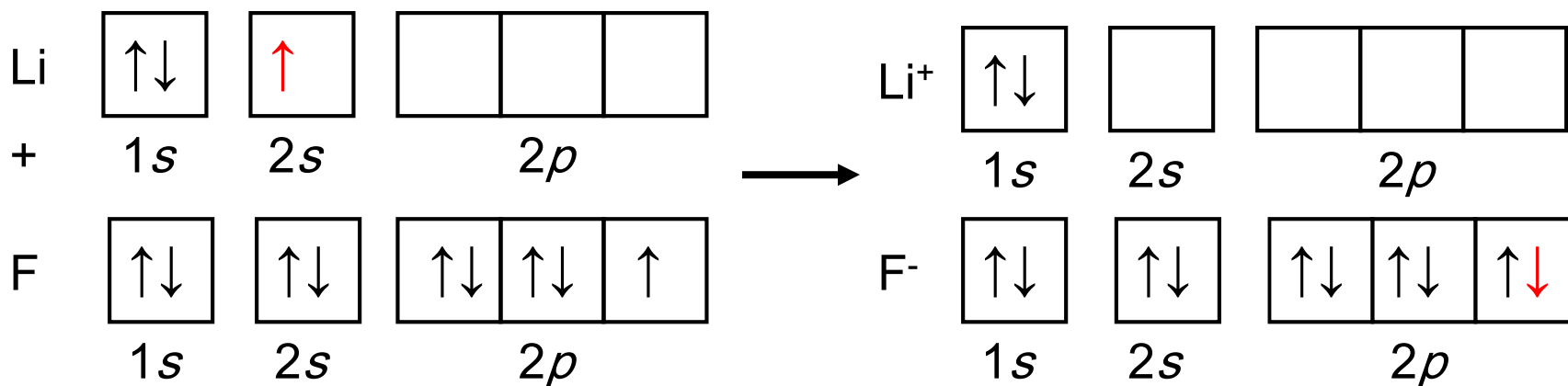
The total number of electrons lost by the metal atom(s) equals the total number of electrons gained by the nonmetal atoms.



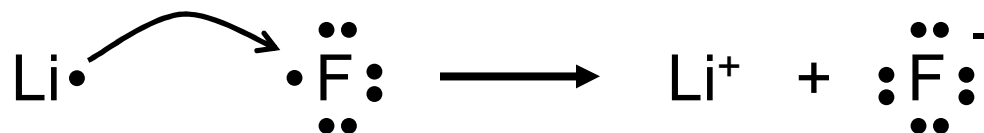
## Figure 9.5 Three ways to depict electron transfer in the formation of Li<sup>+</sup> and F<sup>-</sup>.



### Orbital diagrams



### Lewis electron-dot symbols

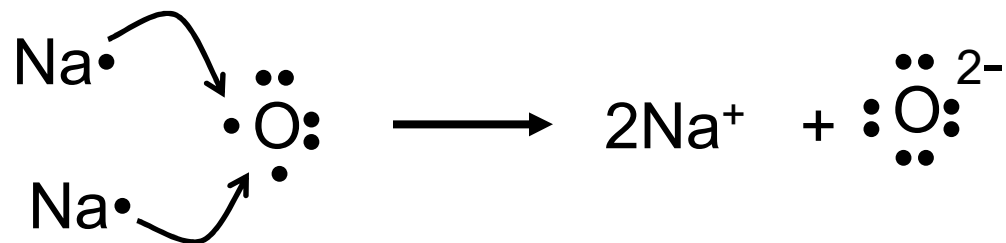


**Sample Problem 9.1****Depicting Ion Formation**

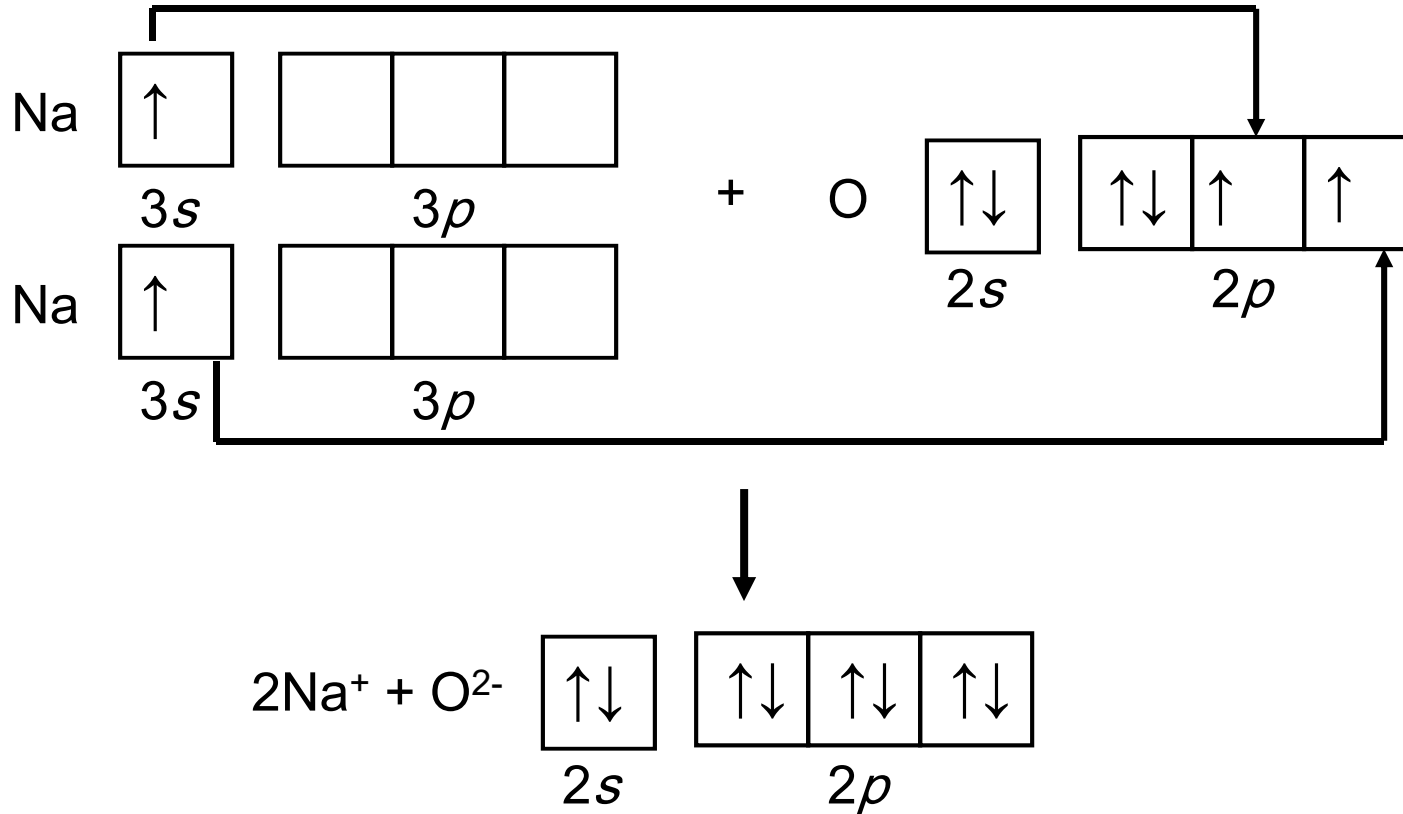
**PROBLEM:** Use partial orbital diagrams and Lewis symbols to depict the formation of  $\text{Na}^+$  and  $\text{O}^{2-}$  ions from the atoms, and determine the formula of the compound formed.

**PLAN:** Draw orbital diagrams and Lewis symbols for Na and O atoms. To attain filled outer levels, Na loses one electron and O gains two. Two Na atoms are needed for each O atom so that the number of electrons lost equals the number of electrons gained.

**SOLUTION:**




**Sample Problem 9.1**



**The formula is Na<sub>2</sub>O**




**Figure 9.6** The exothermic formation of sodium bromide.



Na(s)

Br<sub>2</sub>(l)



NaBr(l)



## Periodic Trends in Lattice Energy

**Lattice energy** is the energy required to separate 1 mol of an ionic solid into gaseous ions.

Lattice energy is a measure of the strength of the ionic bond.

### Coloumb's Law

$$\text{Electrostatic energy} \propto \frac{\text{charge A} \times \text{charge B}}{\text{distance}}$$

$$\text{Electrostatic energy} \propto \frac{\text{cation charge} \times \text{anion charge}}{\text{cation radius} + \text{anion radius}} \propto \Delta H_{\text{lattice}}^{\circ}$$



## Periodic Trends in Lattice Energy

Lattice energy is affected by *ionic size* and *ionic charge*.

As ionic size *increases*, lattice energy *decreases*.

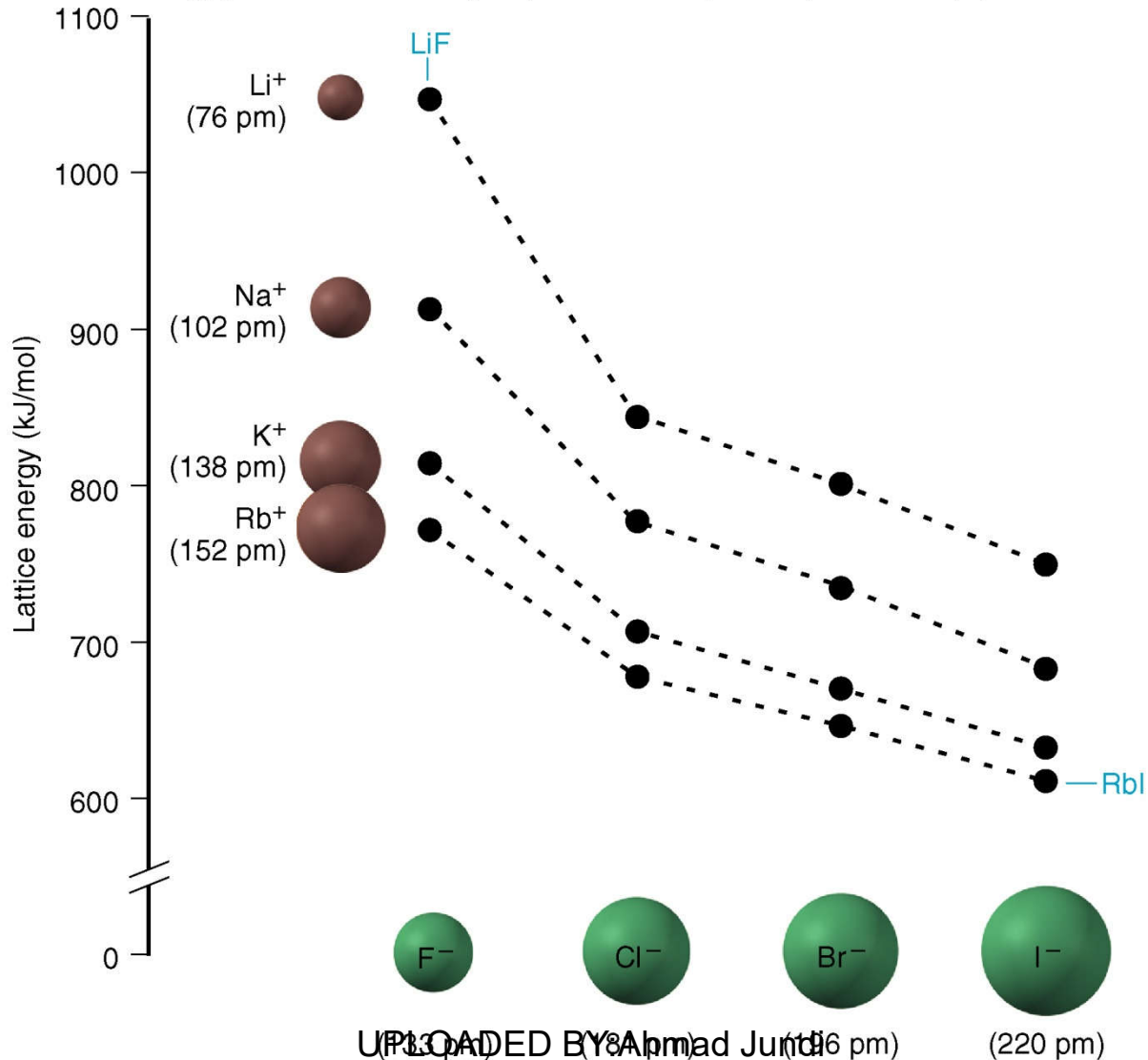
Lattice energy therefore decreases down a group on the periodic table.

As ionic charge *increases*, lattice energy *increases*.



# Figure 9.7 Trends in lattice energy.

Copyright © The McGraw-Hill Companies, Inc. Permission required for reproduction or display.



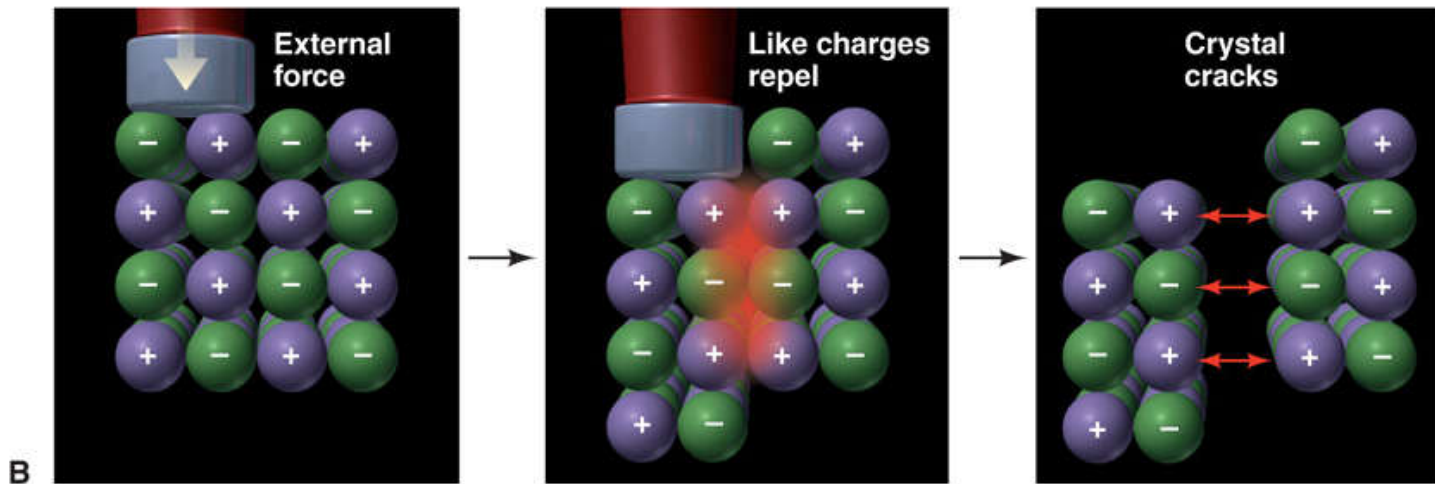
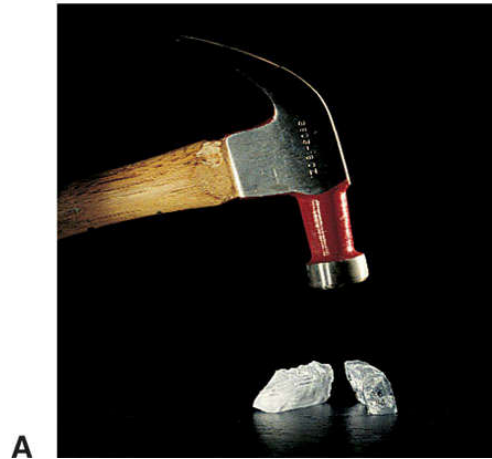


# Properties of Ionic Compounds

- Ionic compounds tend to be hard, rigid, and brittle, with high melting points.
- Ionic compounds do not conduct electricity in the solid state.
  - In the solid state, the ions are fixed in place in the lattice and do not move.
- Ionic compounds conduct electricity when melted or dissolved.
  - In the liquid state or in solution, the ions are free to move and carry a current.




# Figure 9.8 Why ionic compounds crack.




# Figure 9.9

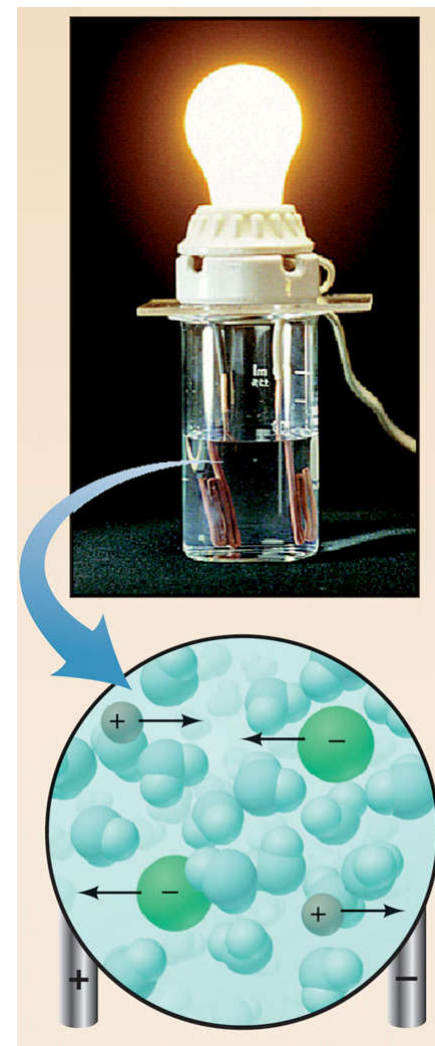
# Electrical conductance and ion mobility.



Solid ionic compound



Molten ionic compound



Ionic compound dissolved in water

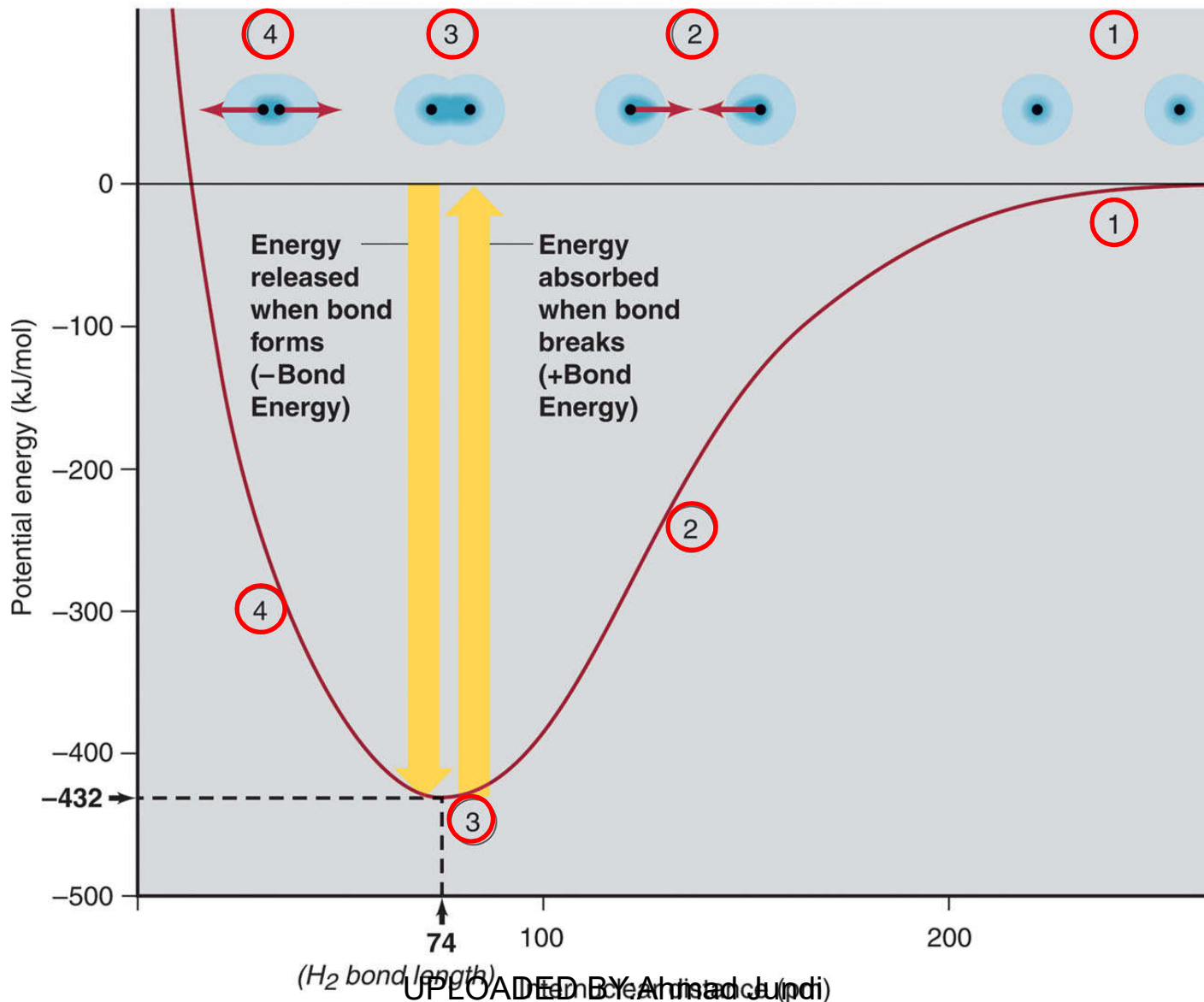


**Table 9.1 Melting and Boiling Points of Some Ionic Compounds**

<b>Compound</b>	<b>mp (°C)</b>	<b>bp (°C)</b>
CsBr	636	1300
NaI	661	1304
MgCl <sub>2</sub>	714	1412
KBr	734	1435
CaCl <sub>2</sub>	782	>1600
NaCl	801	1413
LiF	845	1676
KF	858	1505
MgO	2852	3600

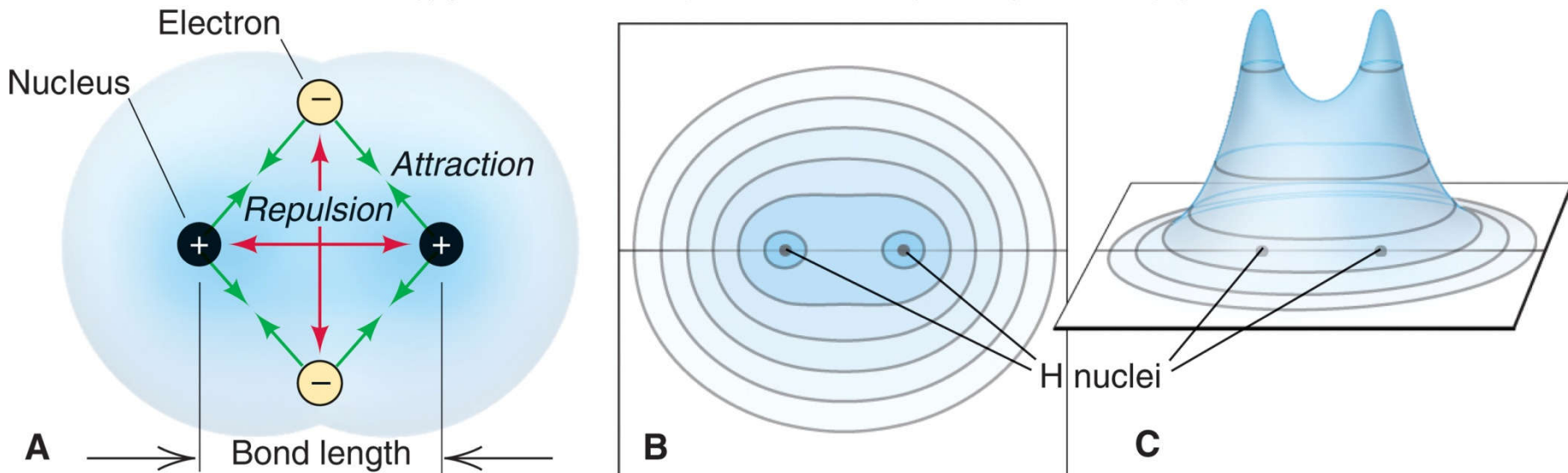


# Figure 9.10 Covalent bond formation in H<sub>2</sub>.



# Figure 9.11 Distribution of electron density in H<sub>2</sub>.

Copyright © The McGraw-Hill Companies, Inc. Permission required for reproduction or display.



At some distance (bond length), attractions balance repulsions.

Electron density is high around and between the nuclei.



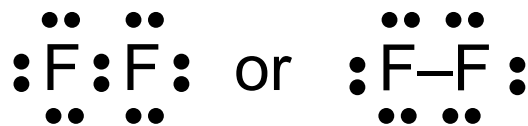
## Bonding Pairs and Lone Pairs

Atoms share electrons to achieve a full outer level of electrons. The shared electrons are called a *shared pair* or *bonding pair*.

The shared pair is represented as a pair of dots or a line:



An outer-level electron pair that is not involved in bonding is called a *lone pair*, or *unshared pair*.



## Properties of a Covalent Bond

The ***bond order*** is the number of electron pairs being shared by a given pair of atoms.

A single bond consists of one bonding pair and has a bond order of 1.

The ***bond energy*** (BE) is the energy needed to overcome the attraction between the nuclei and the shared electrons. The ***stronger*** the bond the ***higher*** the bond energy.

The ***bond length*** is the distance between the nuclei of the bonded atoms.





## Trends in bond order, energy, and length

For a given pair of atoms, a ***higher bond order*** results in a ***shorter bond length*** and ***higher bond energy***.

For a given pair of atoms, a shorter bond is a stronger bond.

Bond length ***increases*** down a group in the periodic table and ***decreases*** across the period.

Bond energy shows the opposite trend.



**Table 9.2 Average Bond Energies (kJ/mol) and Bond Lengths (pm)**

Bond	Energy	Length	Bond	Energy	Length	Bond	Energy	Length	Bond	Energy	Length
<b>Single Bonds</b>											
H—H	432	74	N—H	391	101	Si—H	323	148	S—H	347	134
H—F	565	92	N—N	160	146	Si—Si	226	234	S—S	266	204
H—Cl	427	127	N—P	209	177	Si—O	368	161	S—F	327	158
H—Br	363	141	N—O	201	144	Si—S	226	210	S—Cl	271	201
H—I	295	161	N—F	272	139	Si—F	565	156	S—Br	218	225
			N—Cl	200	191	Si—Cl	381	204	S—I	~170	234
C—H	413	109	N—Br	243	214	Si—Br	310	216			
C—C	347	154	N—I	159	222	Si—I	234	240	F—F	159	143
C—Si	301	186							F—Cl	193	166
C—N	305	147	O—H	467	96	P—H	320	142	F—Br	212	178
C—O	358	143	O—P	351	160	P—Si	213	227	F—I	263	187
C—P	264	187	O—O	204	148	P—P	200	221	Cl—Cl	243	199
C—S	259	181	O—S	265	151	P—F	490	156	Cl—Br	215	214
C—F	453	133	O—F	190	142	P—Cl	331	204	Cl—I	208	243
C—Cl	339	177	O—Cl	203	164	P—Br	272	222	Br—Br	193	228
C—Br	276	194	O—Br	234	172	P—I	184	246	Br—I	175	248
C—I	216	213	O—I	234	194				I—I	151	266
<b>Multiple Bonds</b>											
C=C	614	134	N=N	418	122	C≡C	839	121	N≡N	945	110
C=N	615	127	N=O	607	120	C≡N	891	115	N≡O	631	106
C=O	745	123	O <sub>2</sub>	498	121	C≡O	1070	113			
	(799 in CO <sub>2</sub> )										



**Table 9.3** The Relation of Bond Order, Bond Length, and Bond Energy

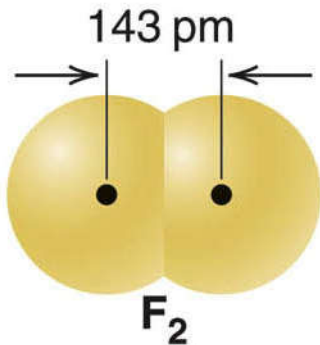
Bond	Bond Order	Average Bond Length (pm)	Average Bond Energy (kJ/mol)
C—O	1	143	358
C=O	2	123	745
C≡O	3	113	1070
C—C	1	154	347
C=C	2	134	614
C≡C	3	121	839
N—N	1	146	160
N=N	2	122	418
N≡N	3	110	945



**Figure 9.12**

**Bond length and covalent radius.**

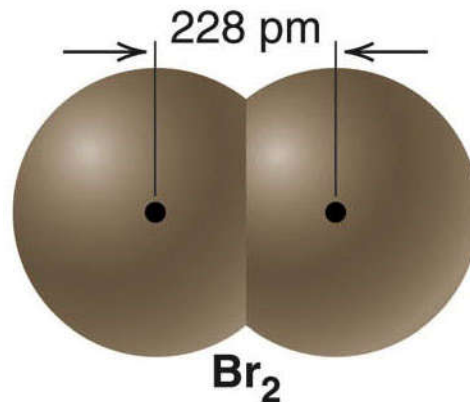
Internuclear distance  
(bond length)



Covalent  
radius

72 pm

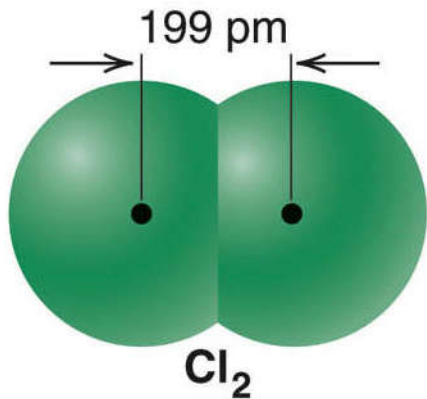
Internuclear distance  
(bond length)



Covalent  
radius

114 pm

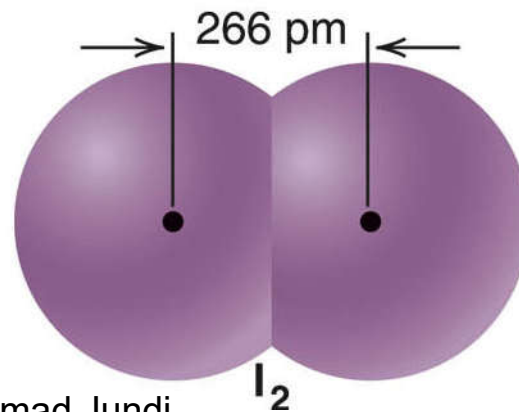
Internuclear distance  
(bond length)



Covalent  
radius

100 pm

Internuclear distance  
(bond length)



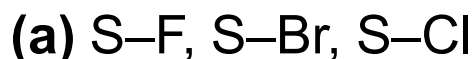
Covalent  
radius

133 pm



**Sample Problem 9.2****Comparing Bond Length and Bond Strength**

**PROBLEM:** Using the periodic table, but not Tables 9.2 or 9.3, rank the bonds in each set in order of *decreasing* bond length and decreasing bond strength:



**PLAN:** (a) S is singly bonded to three different halogen atoms, so the bond order is the same. Bond length increases and bond strength decreases as the atomic radius of the halogen increases.

(b) The same two atoms are bonded in each case, but the bond orders differ. Bond strength increases and bond length decreases as bond order increases.



**Sample Problem 9.2****SOLUTION:**

(a) Atomic size increases going down a group, so  $F < Cl < Br$ .

**Bond length:  $S-Br > S-Cl > S-F$**

**Bond strength:  $S-F > S-Cl > S-Br$**

(b) By ranking the bond orders, we get

**Bond length:  $C-O > C=O > C\equiv O$**

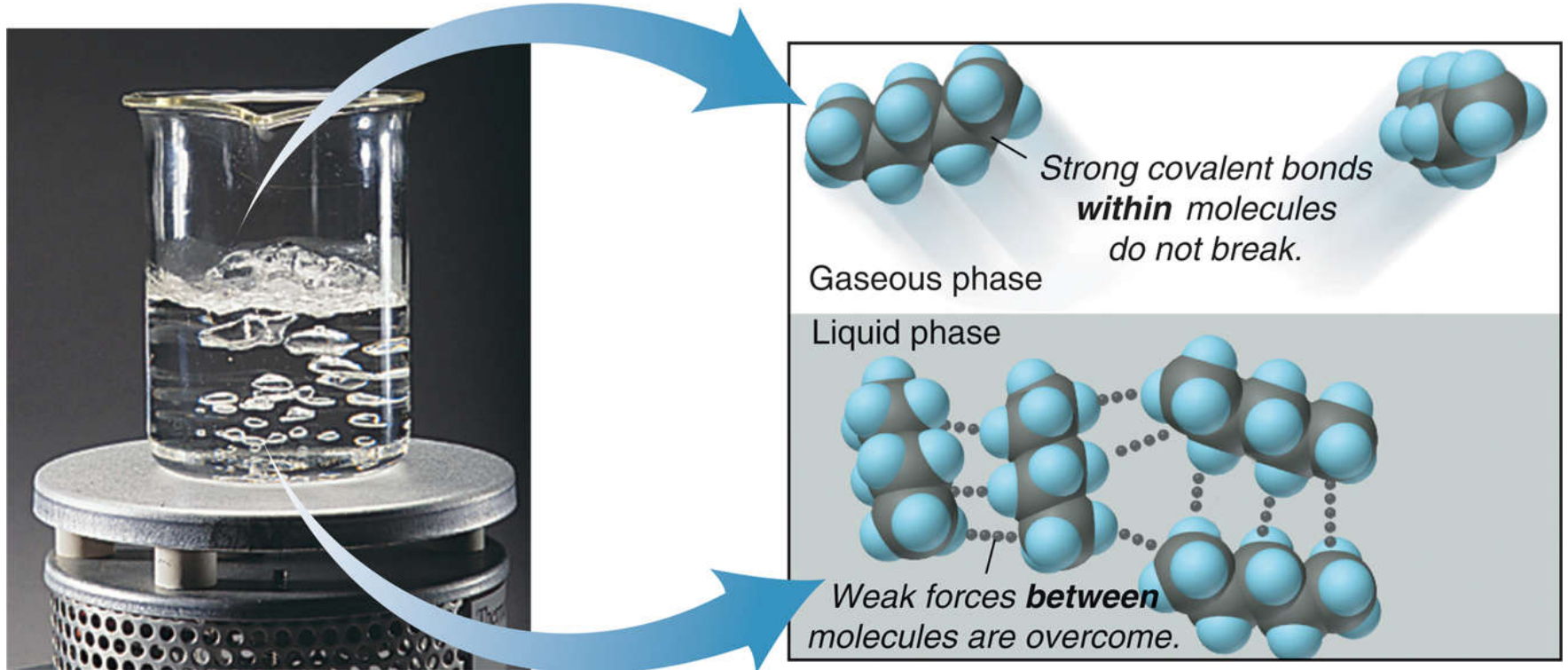
**Bond strength:  $C\equiv O > C=O > C-O$**



## Figure 9.13

### Strong forces within molecules and weak forces between them.

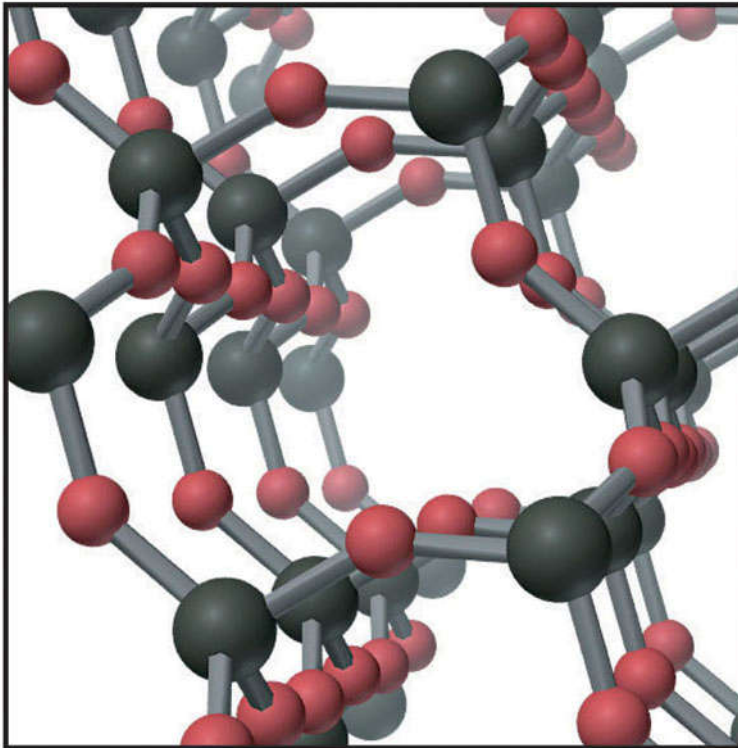
Copyright © The McGraw-Hill Companies, Inc. Permission required for reproduction or display.



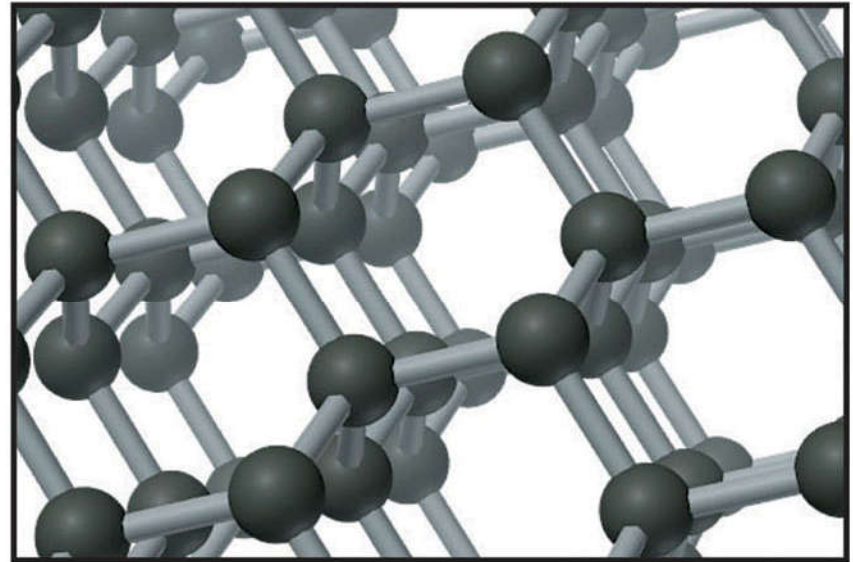
© The McGraw-Hill Companies, Inc./Stephen Frisch Photographer



# Figure 9.14 Covalent bonds of network covalent solids: quartz and diamond.



A Quartz      ● Silicon      ● Oxygen

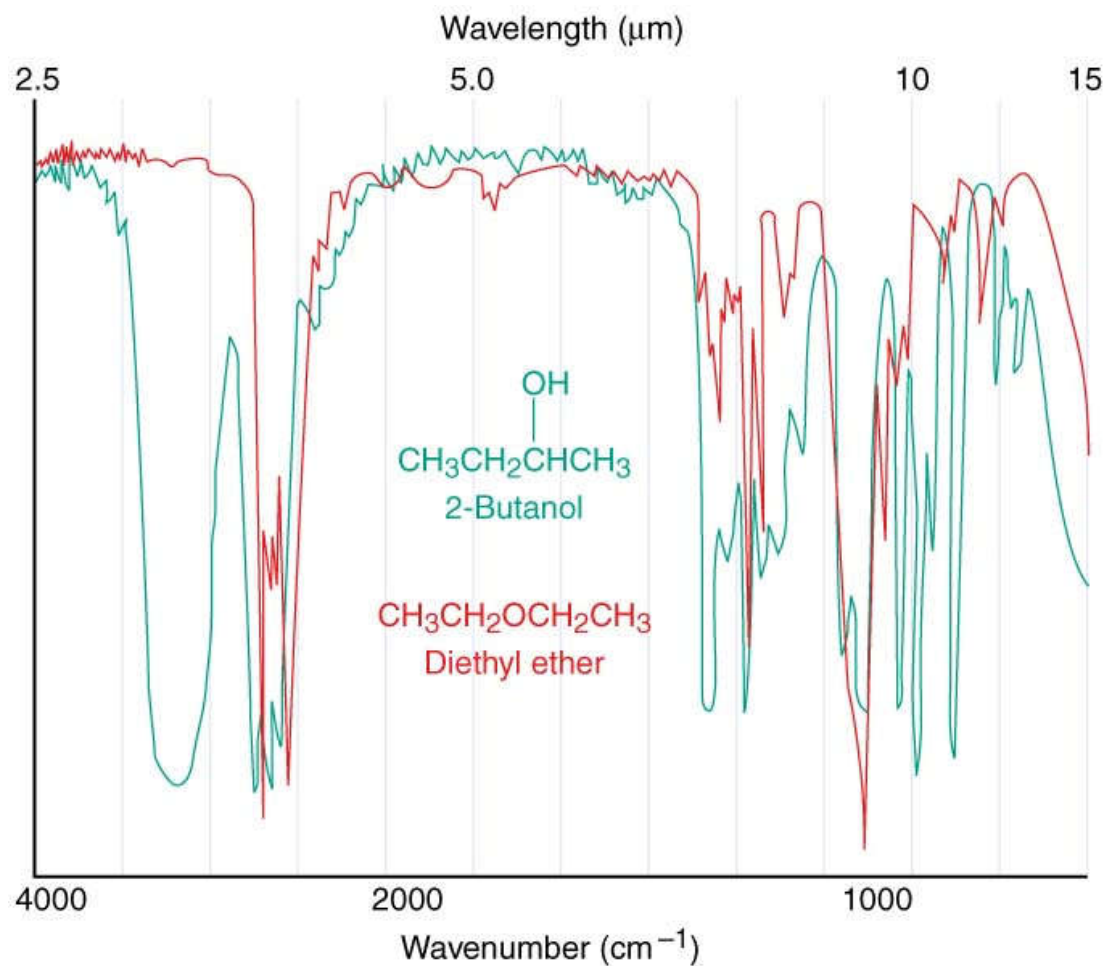


B Diamond      ● Carbon





**Figure 9.15** The infrared (IR) spectra of 2-butanol (*green*) and diethyl ether (*red*).



## Bond Energies and $\Delta H^\circ_{\text{rxn}}$

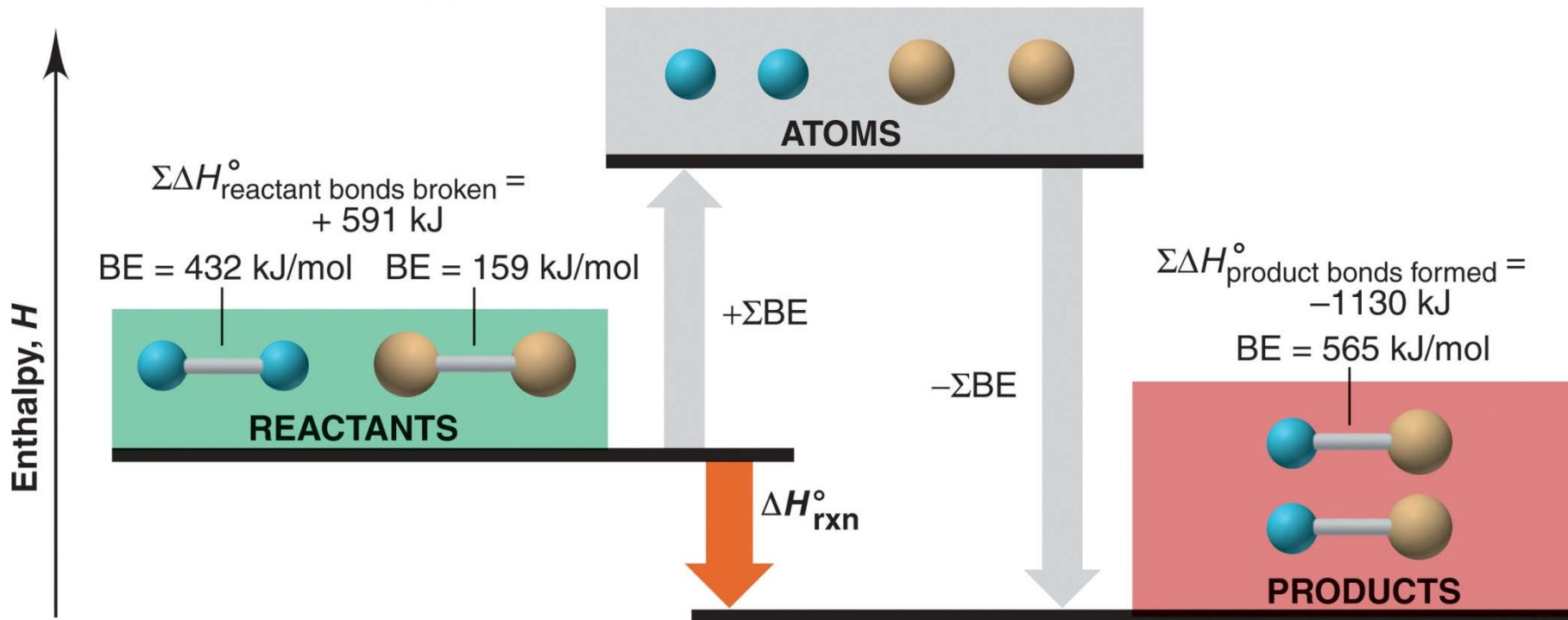
The heat released or absorbed during a chemical change is due to differences between the bond energies of reactants and products.

$$\Delta H^\circ_{\text{rxn}} = \sum \Delta H^\circ_{\text{reactant bonds broken}} + \sum \Delta H^\circ_{\text{product bonds formed}}$$



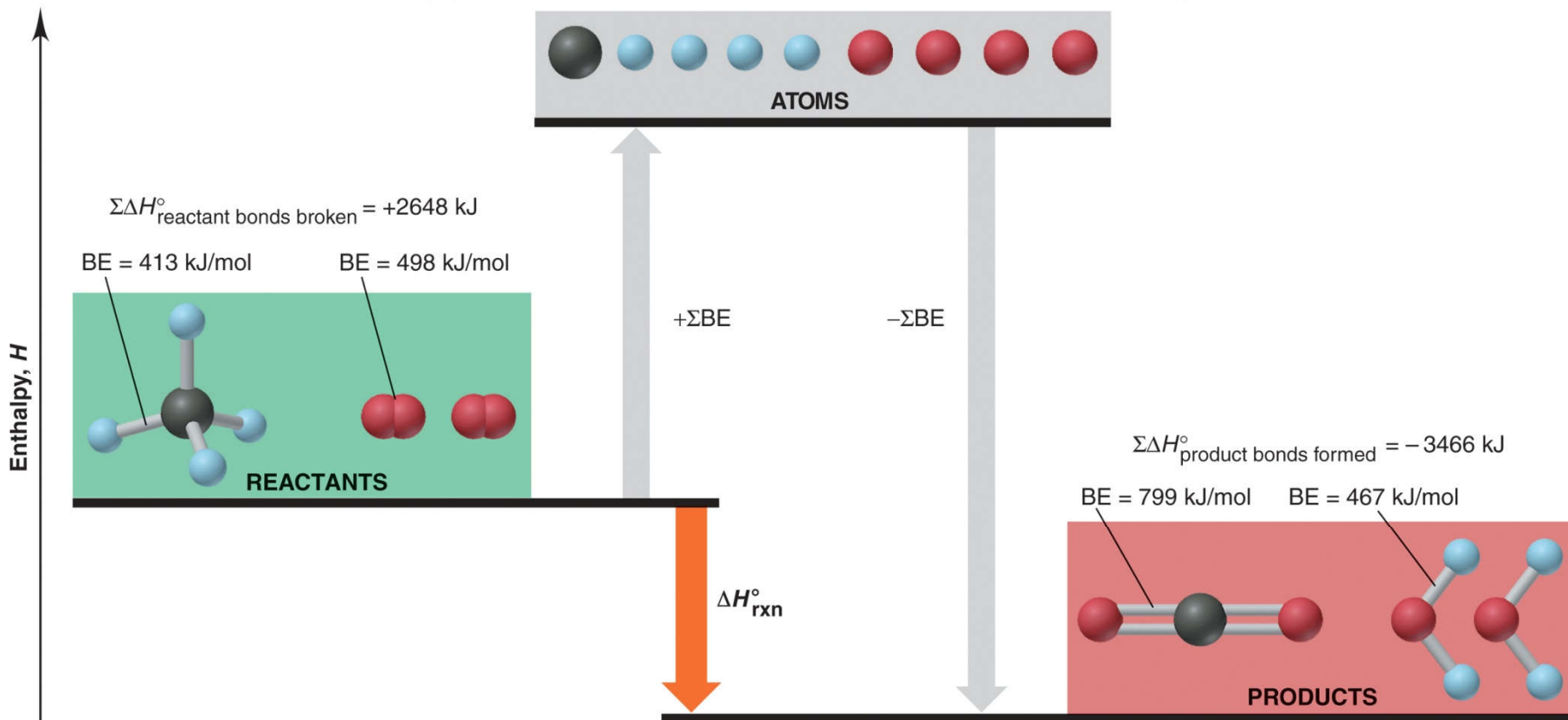
# Figure 9.16 Using bond energies to calculate $\Delta H^\circ_{\text{rxn}}$ for HF formation.

Copyright © The McGraw-Hill Companies, Inc. Permission required for reproduction or display.



# Figure 9.17 Using bond energies to calculate $\Delta H^\circ_{\text{rxn}}$ for the combustion of methane.

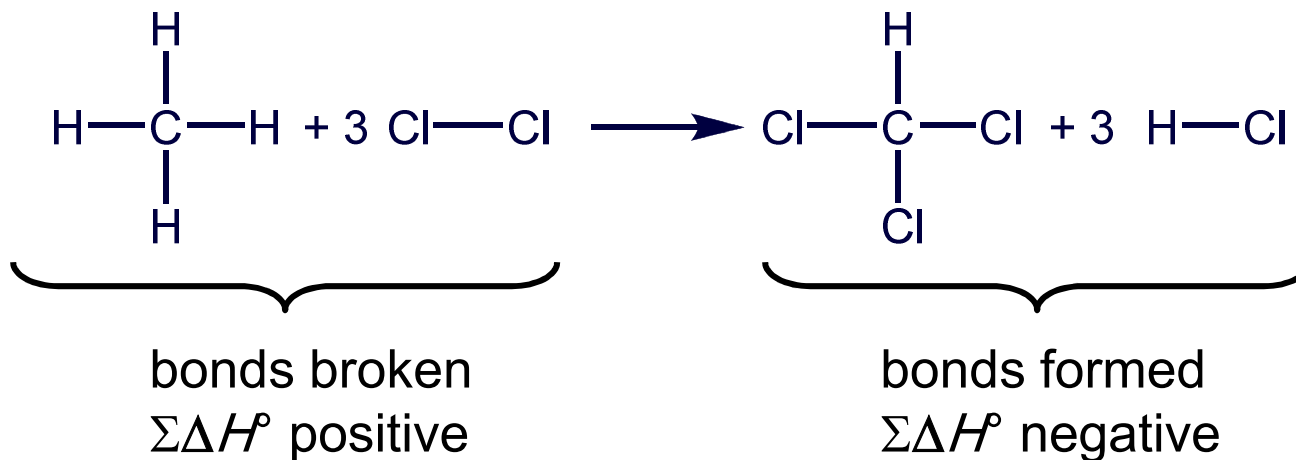
Copyright © The McGraw-Hill Companies, Inc. Permission required for reproduction or display.



## Sample Problem 9.3

## Using Bond Energies to Calculate $\Delta H^\circ_{\text{rxn}}$

**PROBLEM:** Calculate  $\Delta H^\circ_{\text{rxn}}$  for the chlorination of methane to form chloroform.



**PLAN:** All the reactant bonds break, and all the product bonds form. Find the bond energies in Table 9.2 and substitute the two sums, with correct signs, into Equation 9.2.



## Sample Problem 9.3

### SOLUTION:

For bonds broken:

$$4 \times \text{C-H} = (4 \text{ mol})(413 \text{ kJ/mol}) = 1652 \text{ kJ}$$

$$3 \times \text{Cl-Cl} = (3 \text{ mol})(243 \text{ kJ/mol}) = 729 \text{ kJ}$$

---


$$\Sigma \Delta H^\circ_{\text{bonds broken}} = 2381 \text{ kJ}$$

For bonds formed:

$$3 \times \text{C-Cl} = (3 \text{ mol})(-339 \text{ kJ/mol}) = -1017 \text{ kJ}$$

$$1 \times \text{C-H} = (1 \text{ mol})(-413 \text{ kJ/mol}) = -413 \text{ kJ}$$

$$3 \times \text{H-Cl} = (3 \text{ mol})(-427 \text{ kJ/mol}) = -1281 \text{ kJ}$$

---


$$\Sigma \Delta H^\circ_{\text{bonds formed}} = -2711 \text{ kJ}$$

$$\begin{aligned} \Delta H^\circ_{\text{reaction}} &= \Sigma \Delta H^\circ_{\text{bonds broken}} + \Sigma \Delta H^\circ_{\text{bonds formed}} \\ &= 2381 \text{ kJ} + (-2711 \text{ kJ}) = -330 \text{ kJ} \end{aligned}$$



# Electronegativity and Bond Polarity

A covalent bond in which the shared electron pair is not shared equally, but remains closer to one atom than the other, is a ***polar covalent bond***.

The ability of an atom in a covalent bond to attract the shared electron pair is called its ***electronegativity***.

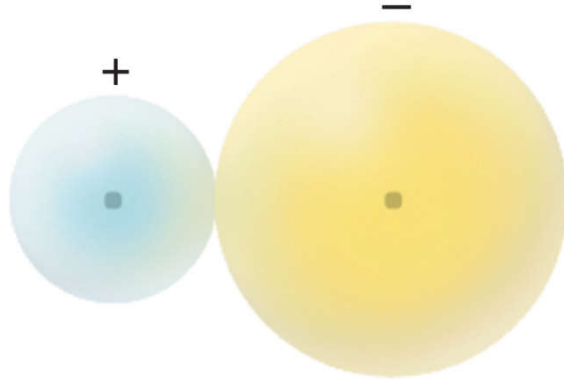
Unequal sharing of electrons causes the more electronegative atom of the bond to be ***partially*** negative and the less electronegative atom to be ***partially*** positive.



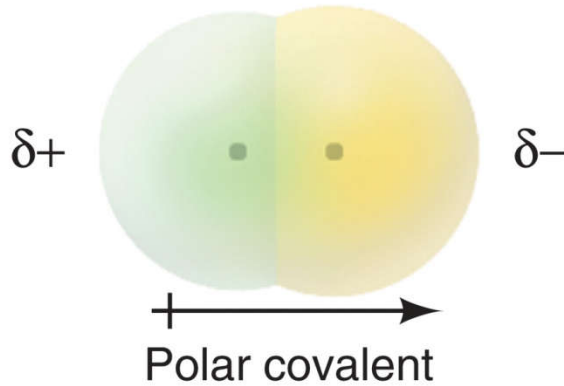
# Figure 9.18 Bonding between the models.

UPLOADED BY AHMAD T JUNDI


Copyright © The McGraw-Hill Companies, Inc. Permission required for reproduction or display.



Pure ionic



Polar covalent bonds are much more common than either pure ionic or pure covalent bonds.



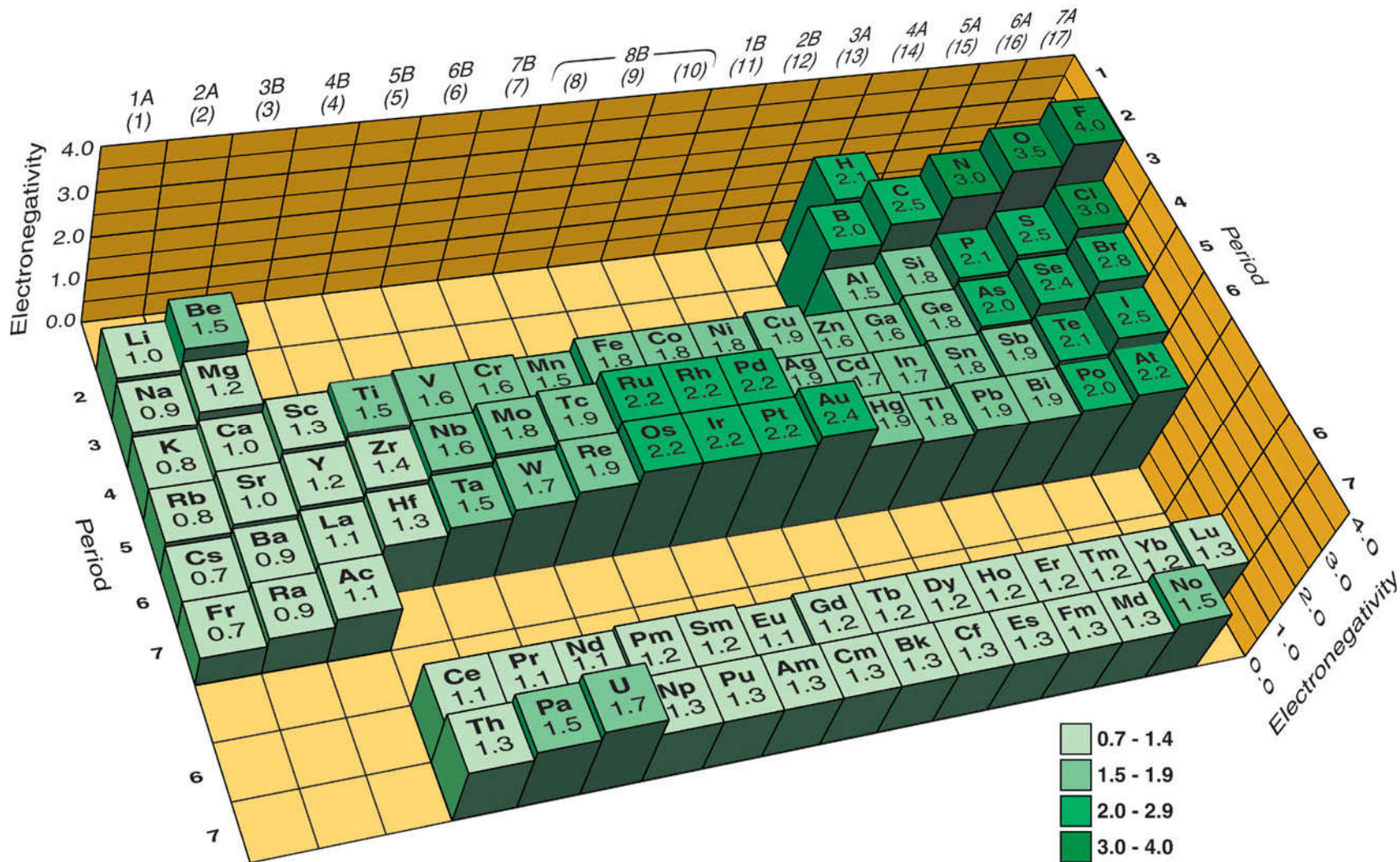
Pure covalent

UPLOADED BY:Ahmad Jundi





UPLOADED BY AHMAD T JUNDI  
**Figure 9.19** The Pauling electronegativity (EN) scale.



## Trends in Electronegativity

The most electronegative element is *fluorine*.

In general electronegativity *decreases* down a group as atomic size *increases*.

In general electronegativity *increases* across a period as atomic size *decreases*.

Nonmetals are *more* electronegative than metals.



# Electronegativity and Oxidation Number

Electronegativities can be used to assign oxidation numbers:

- The more electronegative atom is assigned *all* the *shared* electrons.
- The less electronegative atom is assigned *none* of the shared electrons.
- Each atom in a bond is assigned *all* of its *unshared* electrons.
- $\text{O.N.} = \# \text{ of valence } e^- (\# \text{ of shared } e^- + \# \text{ of unshared } e^-)$





Cl is more electronegative than H, so for Cl:

$$\text{valence } e^- = 7$$

$$\text{shared } e^- = 2$$

$$\text{unshared } e^- = 6$$

$$\text{O.N.} = 7 - (2 + 6) = -1$$

H is less electronegative than Cl, so for H:

$$\text{valence } e^- = 1$$

$$\text{shared } e^- = 0 \text{ (all shared } e^- \text{ assigned to Cl)}$$

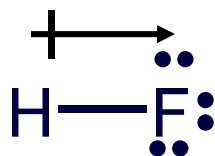
$$\text{unshared } e^- = 0$$

$$\text{O.N.} = 1 - (0 + 0) = +1$$

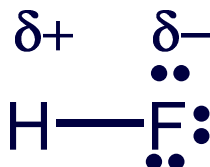


## Depicting Polar Bonds

The unequal sharing of electrons can be depicted by a polar arrow. The head of the arrow points to the *more electronegative element*.

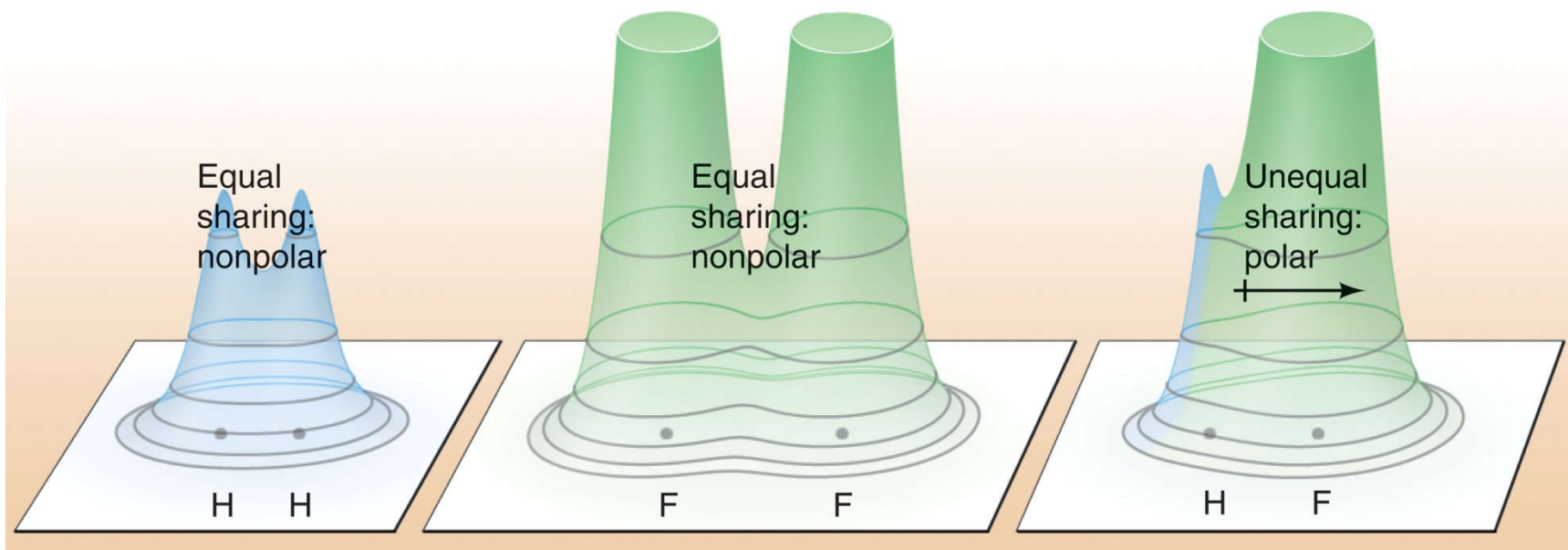


A polar bond can also be marked using  $\delta+$  and  $\delta-$  symbols.



## Figure 9.20 Electron density distributions in $H_2$ , $F_2$ , and HF.

Copyright © The McGraw-Hill Companies, Inc. Permission required for reproduction or display.



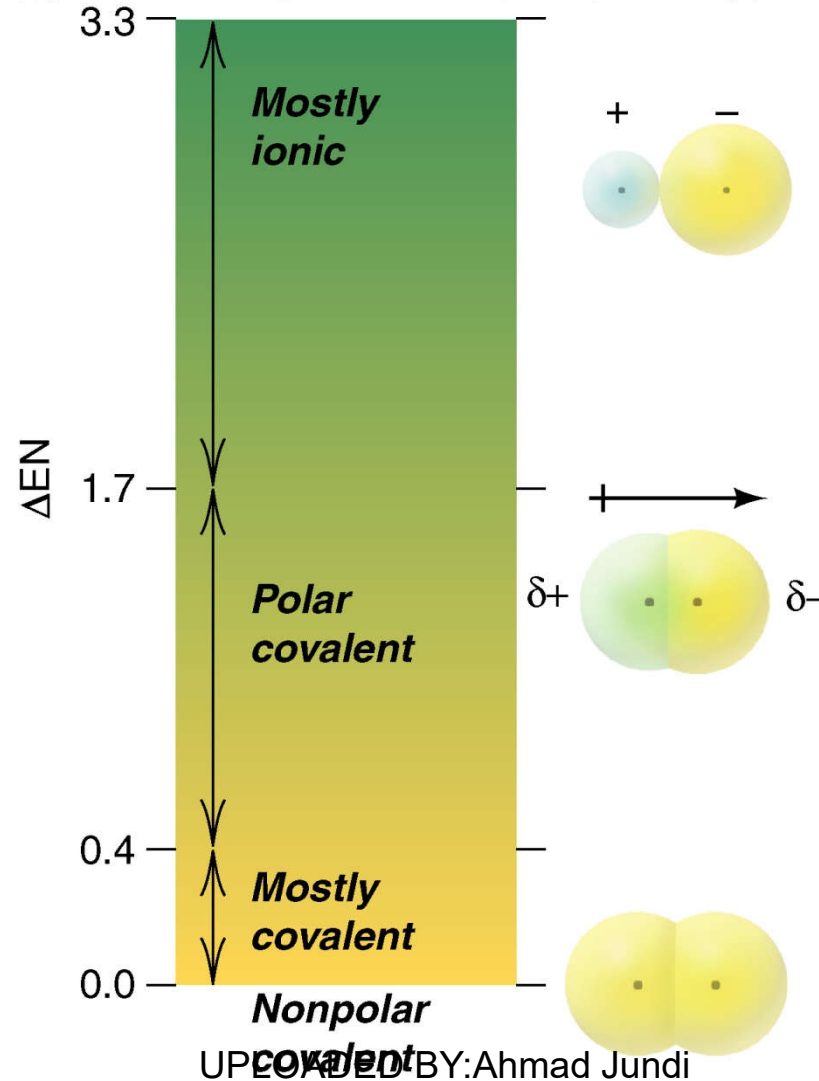
In HF, the electron density shifts from H to F.

The H–F bond has partial ionic character.



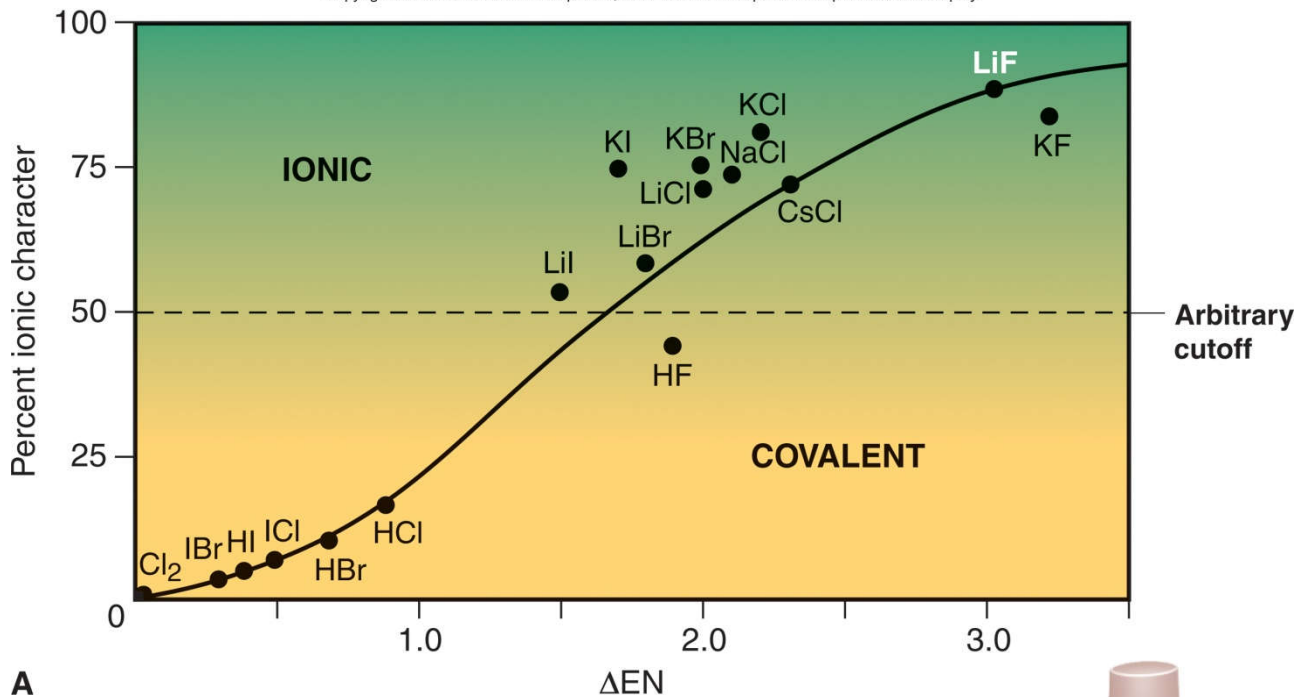
# Figure 9.21 $\Delta EN$ ranges for classifying the partial ionic character of bonds.

Copyright © The McGraw-Hill Companies, Inc. Permission required for reproduction or display.

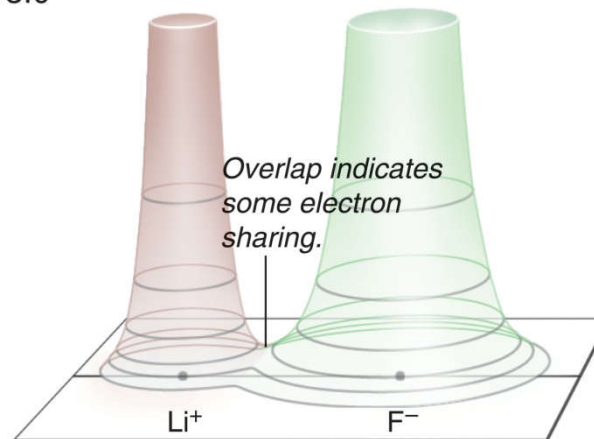


# Figure 9.22 Percent ionic character as a function of $\Delta EN$ .

Copyright © The McGraw-Hill Companies, Inc. Permission required for reproduction or display.



A



B





## Sample Problem 9.4

## Determining Bond Polarity from EN Values

**PROBLEM:** (a) Use a polar arrow to indicate the polarity of each bond: N–H, F–N, I–Cl.

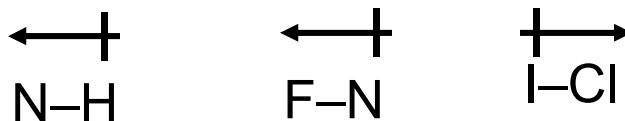
(b) Rank the following bonds in order of increasing polarity: H–N, H–O, H–C.

**PLAN:** (a) We use Figure 9.21 to find the EN values for each element. The polar arrow points toward the more electronegative element.

(b) The greater the  $\Delta\text{EN}$  between the atoms, the more polar the bond.

**SOLUTION:** (a) The EN values are:

$$\text{N} = 3.0, \text{H} = 2.1; \text{F} = 4.0; \text{I} = 2.5, \text{Cl} = 3.0$$



**Sample Problem 9.4**

(b) The EN values are:

$$N = 3.0, H = 2.1; O = 3.5; C = 2.5$$

$$\Delta EN \text{ for H-N} = 3.0 - 2.1 = 0.9$$

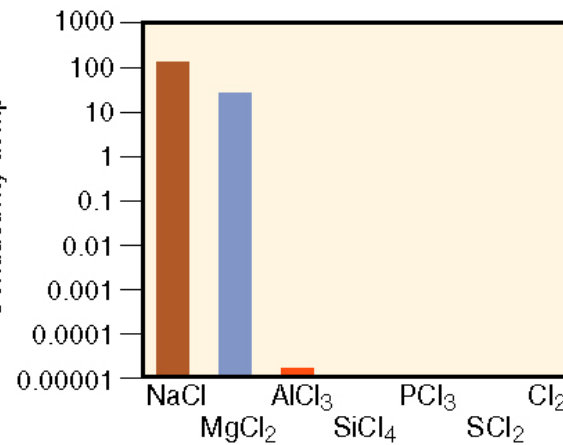
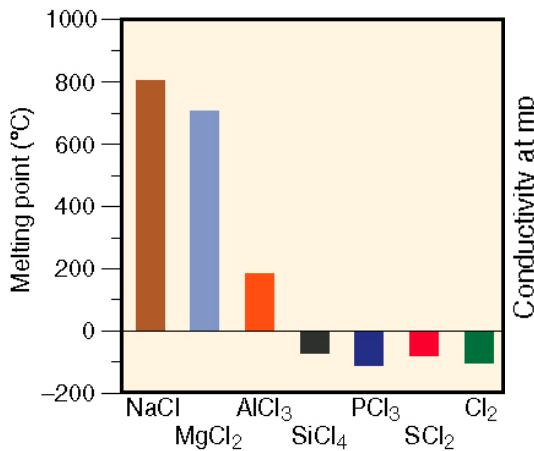
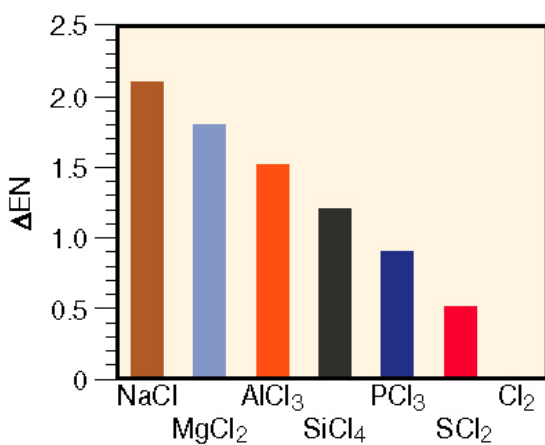

$$\Delta EN \text{ for H-O} = 3.5 - 2.1 = 1.4$$

$$\Delta EN \text{ for H-C} = 2.5 - 2.1 = 0.4$$



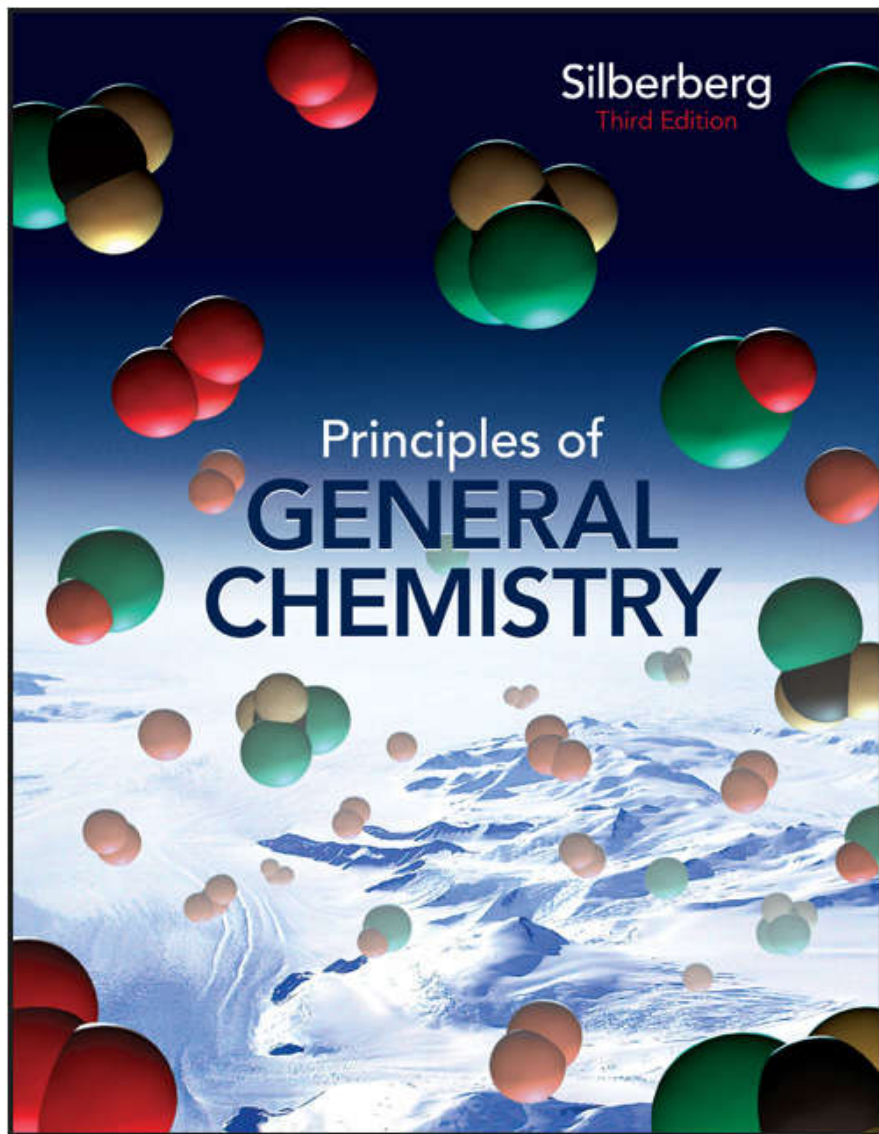
# Figure 9.23 Properties of the Period 3 chlorides.

Copyright © The McGraw-Hill Companies, Inc. Permission required for reproduction or display.



As  $\Delta EN$  decreases, melting point and electrical conductivity decrease because the bond type changes from ionic to polar covalent to nonpolar covalent.





# Chapter 12

## Lecture Outline

See separate *Image PowerPoint* slides for all figures and tables pre-inserted into PowerPoint without notes.

# Chapter 12

## Intermolecular Forces: Liquids, Solids, and Phase Changes



# Intermolecular Forces: Liquids, Solids, and Phase Changes

12.1 An Overview of Physical States and Phase Changes

12.2 Quantitative Aspects of Phase Changes

12.3 Types of Intermolecular Forces

12.4 Properties of the Liquid State

12.5 The Uniqueness of Water

12.6 ~~The Solid State: Structure, Properties, and Bonding~~




## Phases of Matter

Each physical state of matter is a ***phase***, a physically distinct, homogeneous part of a system.

The properties of each phase are determined by the balance between the ***potential*** and ***kinetic*** energy of the particles.

The ***potential*** energy, in the form of ***attractive forces***, tends to draw particles together.

The ***kinetic*** energy associated with movement tends to disperse particles.



## Attractive Forces

***Intramolecular*** or ***bonding*** forces are found ***within*** a molecule. The ***chemical*** behavior of each phase of matter is the same because the same basic particle is present in each case.

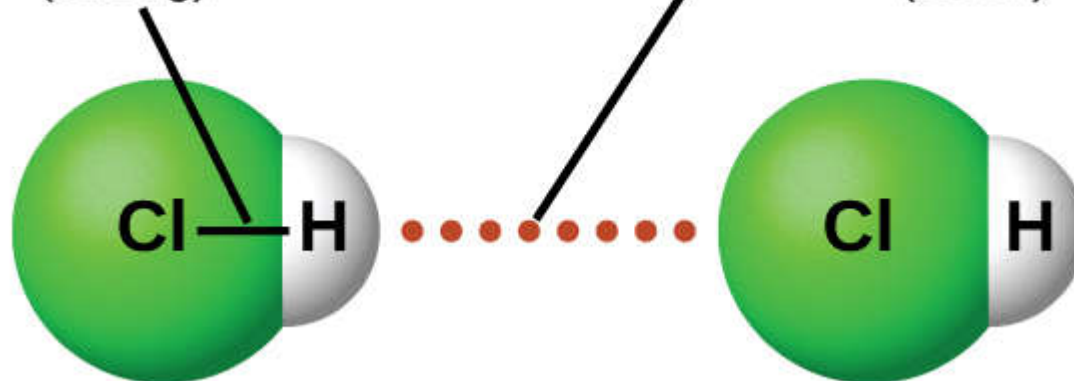
H<sub>2</sub>O molecules are present whether the substance is in the solid, liquid, or gas phase.

***Intermolecular*** or ***nonbonding*** forces are found ***between*** molecules. The ***physical*** behavior of each phase of matter is different because the ***strength*** of these forces differs from state to state.



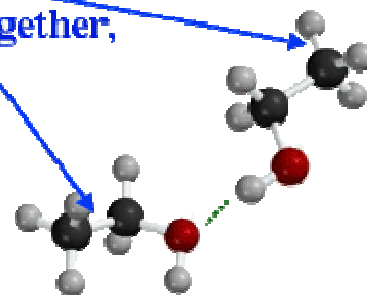
Intramolecular force  
(strong)

Intermolecular force  
(weak)



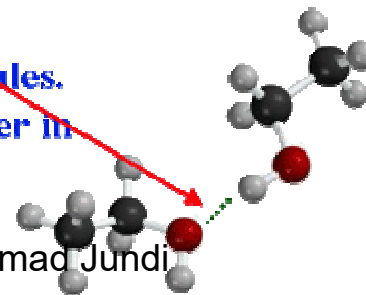
**Intramolecular Forces -**

Force which keeps molecule together,  
i.e., bonds.



**Intermolecular Forces -**

Attractive force between molecules.  
Responsible for keeping matter in  
solid or liquid phase.



**Table 12.1 A Macroscopic Comparison of Gases, Liquids, and Solids**

<b>State</b>	<b>Shape and Volume</b>	<b>Compressibility</b>	<b>Ability to Flow</b>
Gas	Conforms to shape and volume of container	High	High
Liquid	Conforms to shape of container; volume limited by surface	Very low	Moderate
Solid	Maintains its own shape and volume	Almost none	Almost none

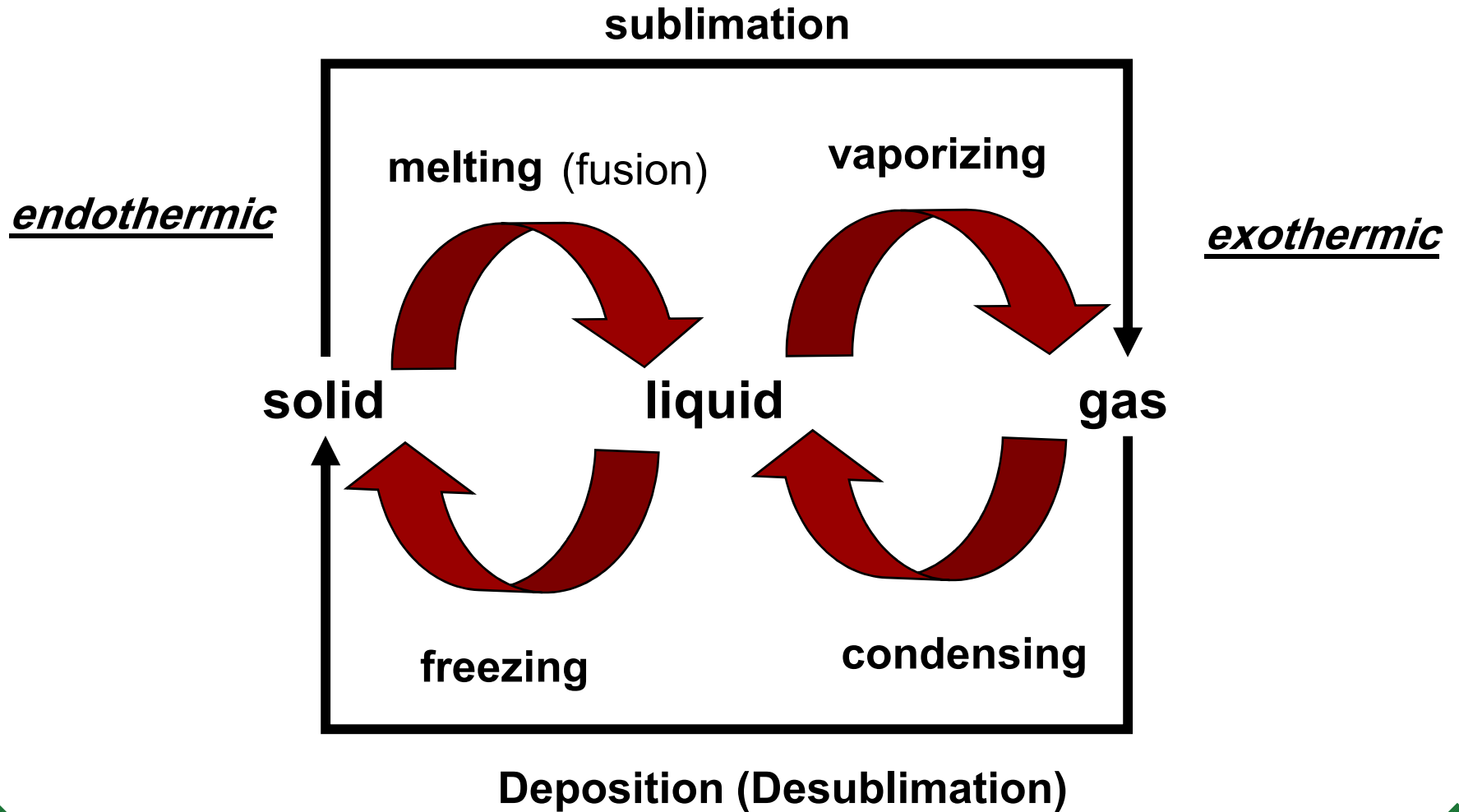
# Kinetic Molecular View of the Three States

## Attractive Forces vs. Kinetic Energy

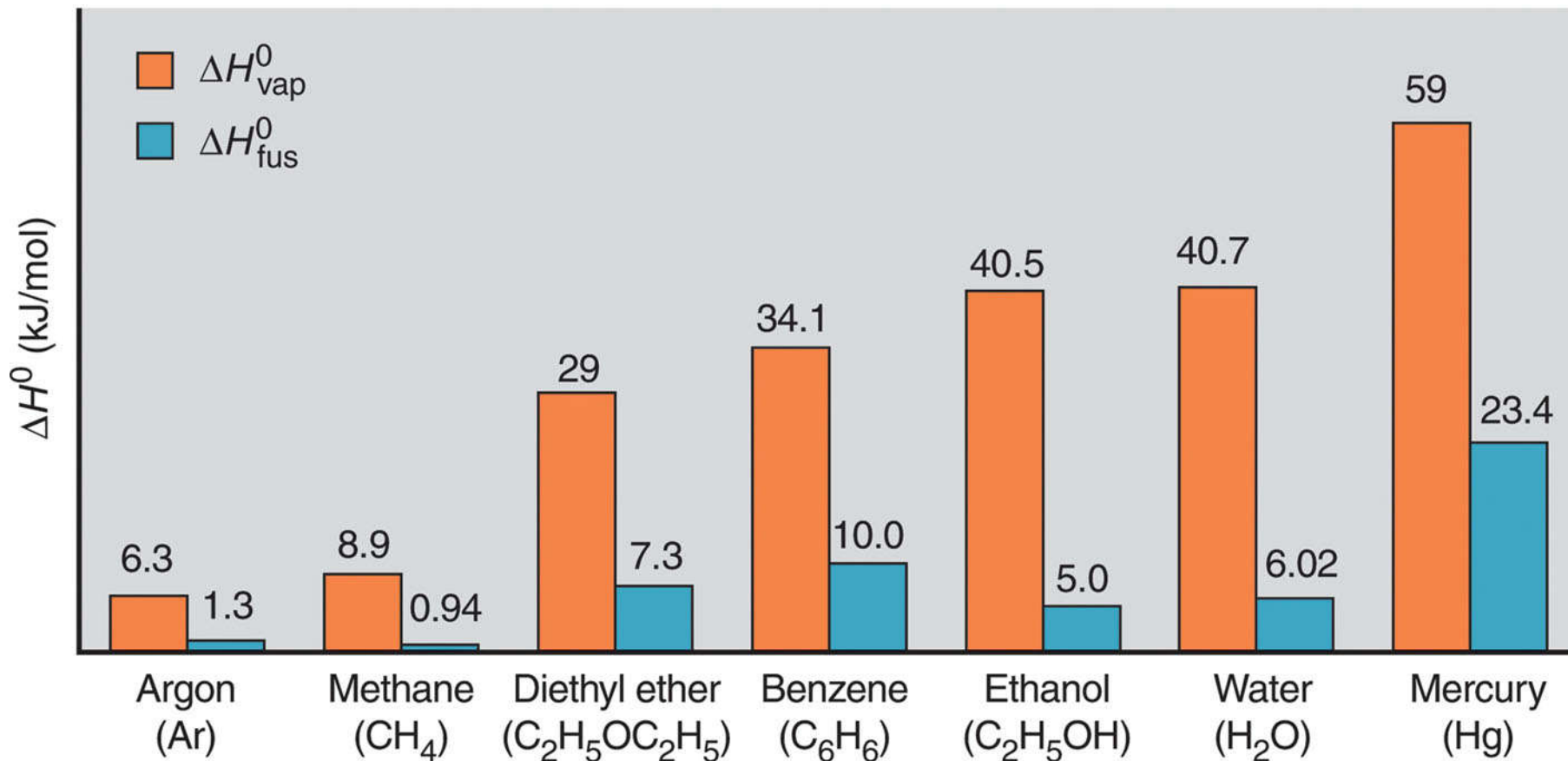
## Properties

Gas	Attractive forces are weak relative to kinetic energy.	Particles are far apart. A gas has no fixed shape or volume.
Liquid	Attractive forces are stronger because particles have less kinetic energy.	A liquid can flow and change shape, but has a fixed volume.
Solid	Attractions dominate motion. Particles are fixed in place relative to each other.	A solid has a fixed shape and volume.

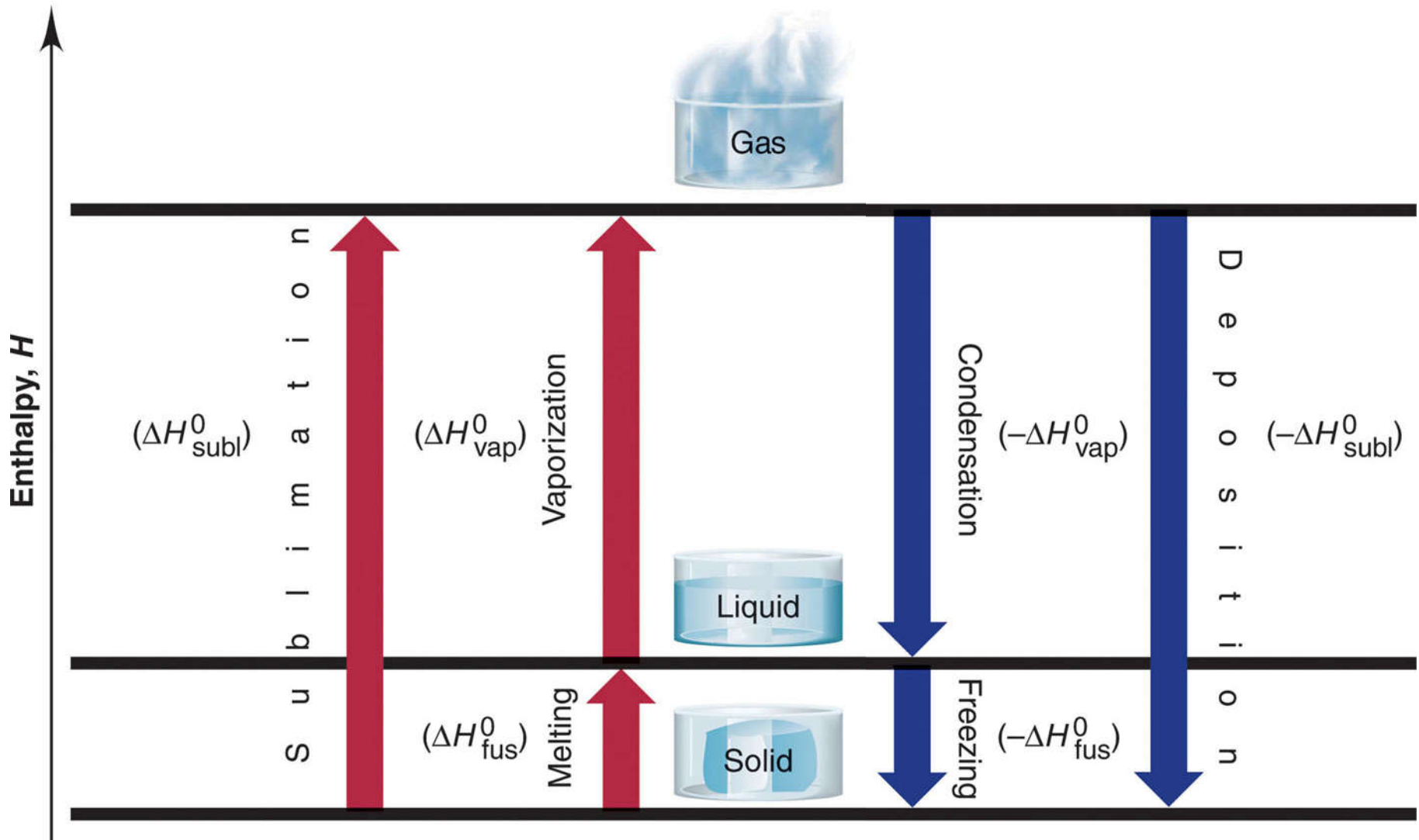
# Phase Changes



**Figure 12.1** Heats of vaporization and fusion for several common substances.



**Figure 12.2 Phase changes and their enthalpy changes.**



## Quantitative Aspects of Phase Changes

*Within a phase*, heat flow is accompanied by a ***change in temperature***, since the average  $E_k$  of the particles changes.

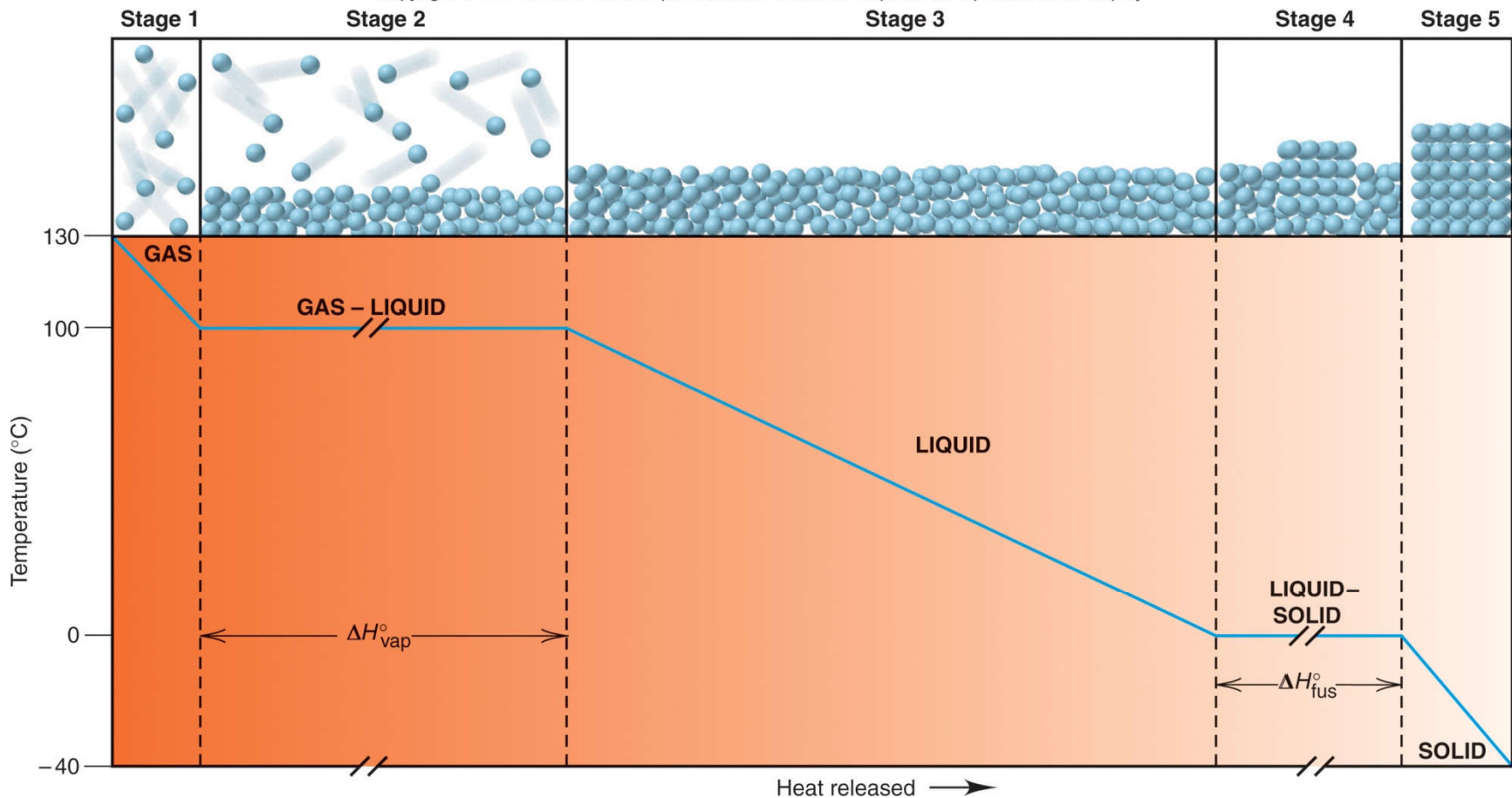
$$q = (\text{amount}) \times (\text{heat capacity}) \times \Delta T$$

*During a phase change*, heat flow occurs at ***constant temperature***, as the average distance between particles changes.

$$q = (\text{amount})(\Delta H \text{ of phase change})$$

# Figure 12.3 A cooling curve for the conversion of gaseous water to ice.

Copyright © The McGraw-Hill Companies, Inc. Permission required for reproduction or display.

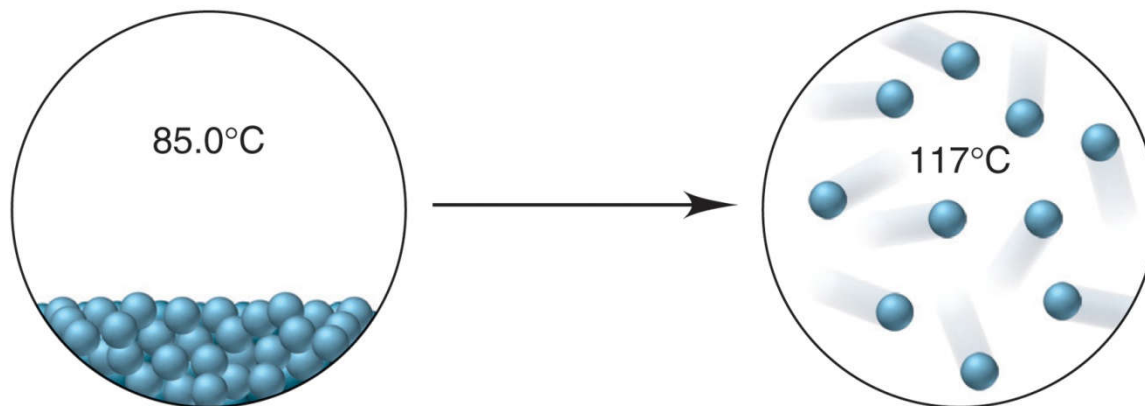




## Finding the Heat of a Phase Change Depicted by Molecular Scenes

**PROBLEM:** The scenes below represent a phase change of water. Select data from the previous text discussion to find the heat (in kJ) released or absorbed when 24.3 g of  $\text{H}_2\text{O}$  undergoes this change.

Copyright © The McGraw-Hill Companies, Inc. Permission required for reproduction or display.



**PLAN:** The scenes show a disorderly, condensed phase at 85.0°C changing to separate particles at 117°C. A liquid is becoming a gas, so the scene shows vaporization. We must identify the number of stages in the process and calculate the heat absorbed in each.

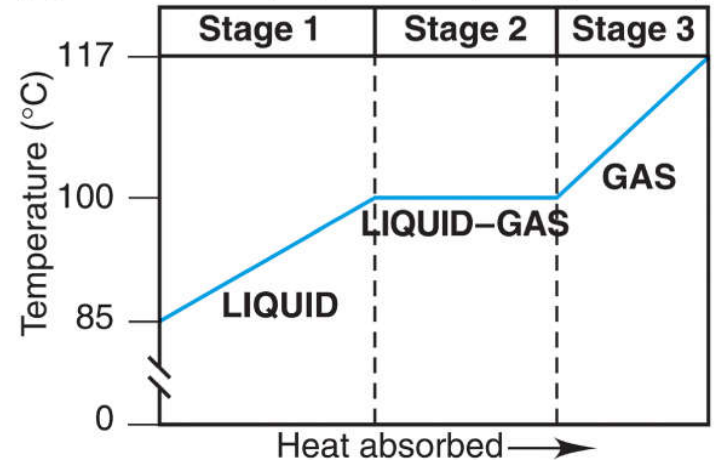
# Sample Problem 12.1

## SOLUTION:

There are 3 stages involved in this process:

- 1) heating of the liquid to its boiling point
- 2) the phase change from liquid to gas
- 3) heating the gas to the final temperature

Copyright © The McGraw-Hill Companies, Inc. Permission required for reproduction or display.



$$\text{mol H}_2\text{O} = 24.3 \text{ g H}_2\text{O} \times \frac{1 \text{ mol H}_2\text{O}}{18.02 \text{ g H}_2\text{O}} = 1.35 \text{ mol H}_2\text{O}$$

For Stage 1:

$$q = n \times C_{\text{water}(l)} \times \Delta T$$

$$\text{Molar heat capacity } (C) = q/\text{moles} \times \Delta T \quad (\text{J/mol}\cdot^\circ\text{C})$$

$$C \text{ of H}_2\text{O}(l) = 4.184 \text{ J/g}\cdot\text{K} \times 18.02 \text{ g/mol} = 75.40 \text{ J/mol}\cdot\text{K}$$

$$q = n \times C_{\text{water}(l)} \times \Delta T$$

$$= (1.35 \text{ mol})(75.4 \text{ J/mol}\cdot^\circ\text{C})(100. - 85.0^\circ\text{C})$$

$$= 1527 \text{ J} = 1.53 \text{ kJ}$$

**Sample Problem 12.1**

For Stage 2:

$$q = n(\Delta H_{\text{vap}}^{\circ}) = (1.35 \text{ mol})(40.7 \text{ kJ/mol}) = 54.9 \text{ kJ}$$

For Stage 3:

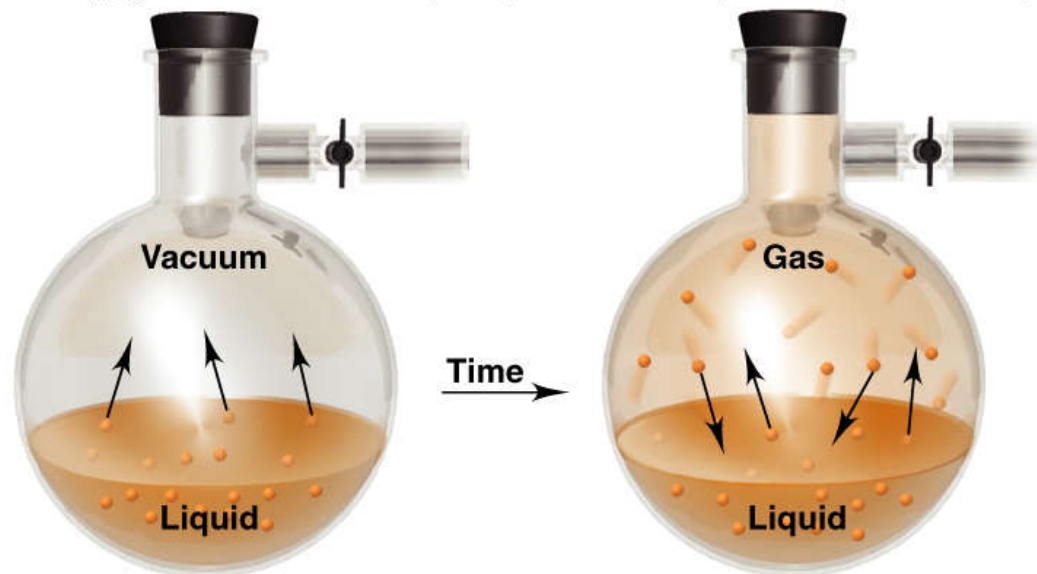
$$\begin{aligned} q &= n \times C_{\text{water}(g)} \times \Delta T \\ &= (1.35 \text{ mol})(33.1 \text{ J/mol}\cdot^{\circ}\text{C})(117 - 100.^{\circ}\text{C}) \\ &= 759.6 \text{ J} = 0.760 \text{ kJ} \end{aligned}$$

$$C \text{ of } \text{H}_2\text{O}(g) = 1.843 \text{ J/g}\cdot\text{K}$$

$$q_{\text{total}} = 1.53 + 54.9 + 0.760 \text{ kJ} = 57.2 \text{ kJ}$$

## Figure 12.4      Liquid-gas equilibrium.

Copyright © The McGraw-Hill Companies, Inc. Permission required for reproduction or display.

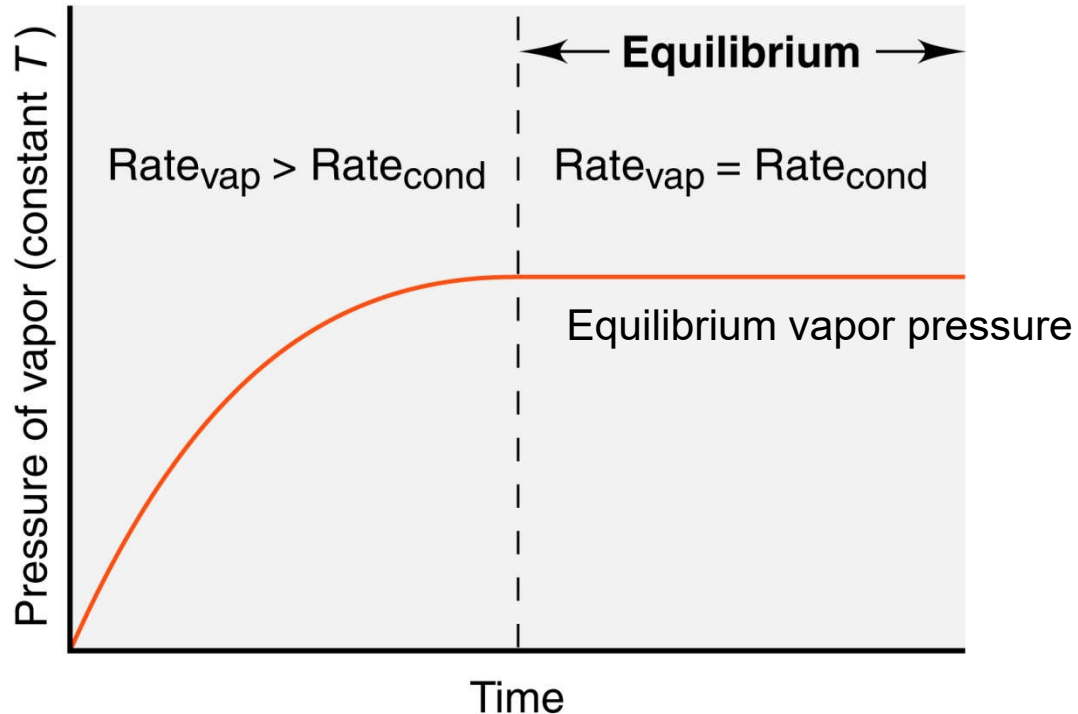


A Molecules in the liquid vaporize.

B Molecules vaporize and condense at the same rate.

In a closed flask, the system reaches a state of ***dynamic equilibrium***, where molecules are leaving and entering the liquid at the ***same rate***.

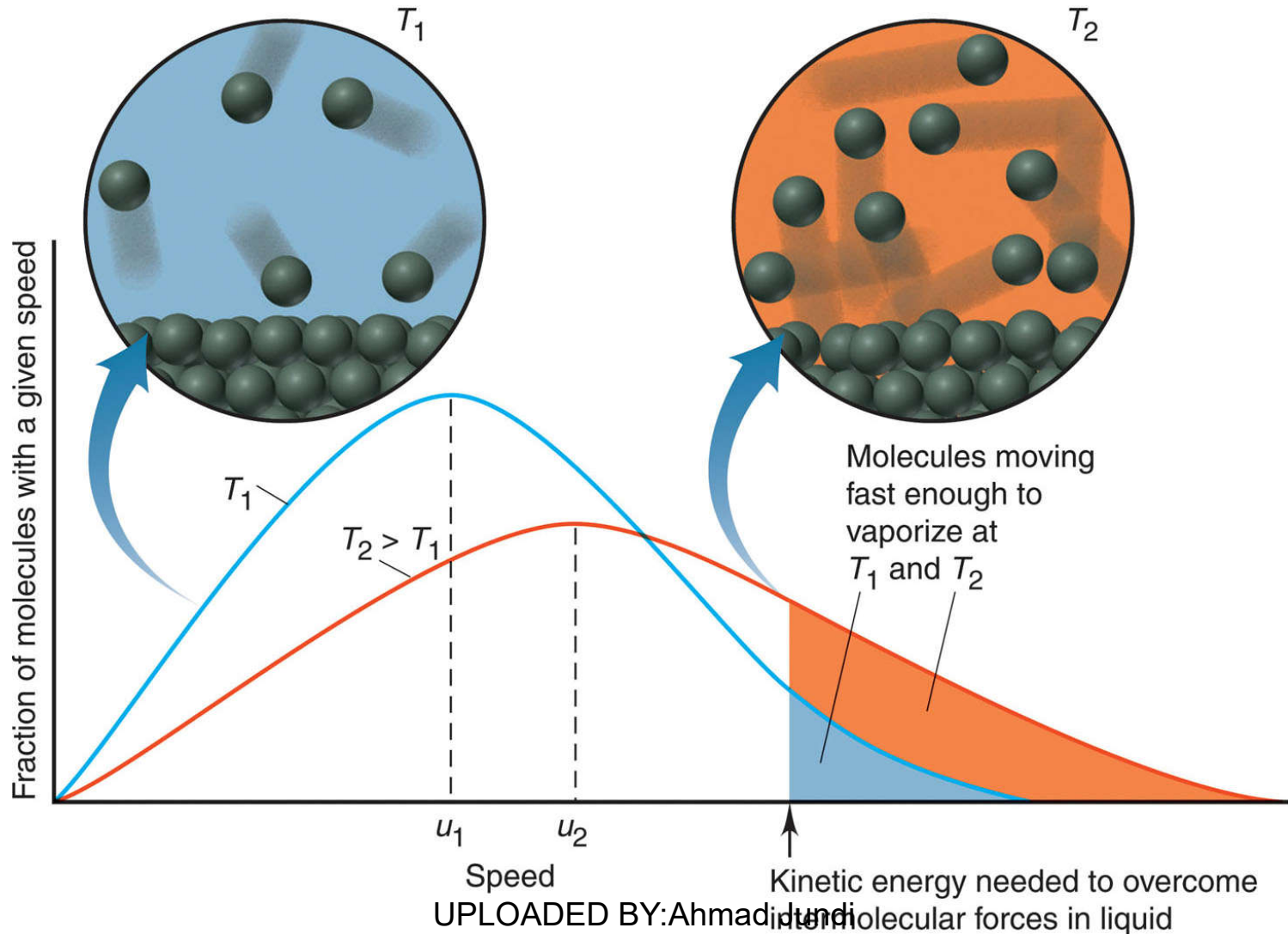
Copyright © The McGraw-Hill Companies, Inc. Permission required for reproduction or display.



**C Plot of pressure vs. time.**

The ***vapor pressure*** is the pressure exerted by the vapor on the liquid. The pressure increases until equilibrium is reached; **at equilibrium the pressure is constant.**

**Figure 12.5** The effect of temperature on the distribution of molecular speeds.



## Factors affecting Vapor Pressure

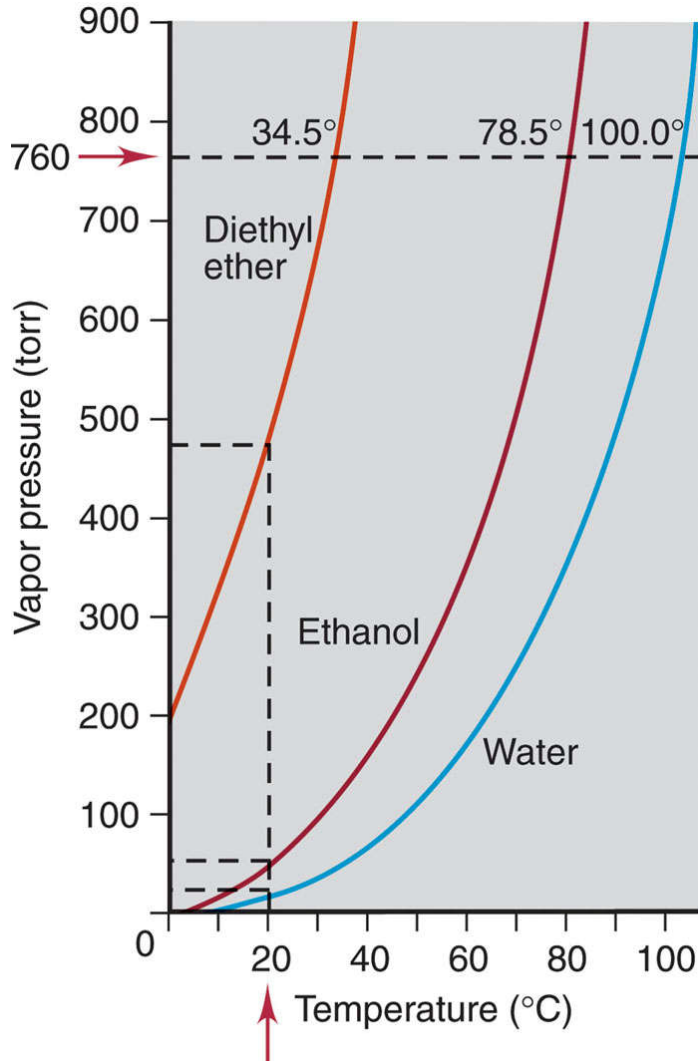
As temperature *increases*, the fraction of molecules with enough energy to enter the vapor phase *increases*, and the vapor pressure *increases*.

higher  $T$   $\longrightarrow$  higher  $P$

The *weaker* the intermolecular forces, the *more* easily particles enter the vapor phase, and the *higher* the vapor pressure.

weaker forces  $\longrightarrow$  higher  $P$

**Figure 12.6 Vapor pressure as a function of temperature and intermolecular forces.**



Vapor pressure *increases* as temperature *increases*.

Vapor pressure *decreases* as the strength of the intermolecular forces *increases*.



# The Clausius-Clapeyron Equation

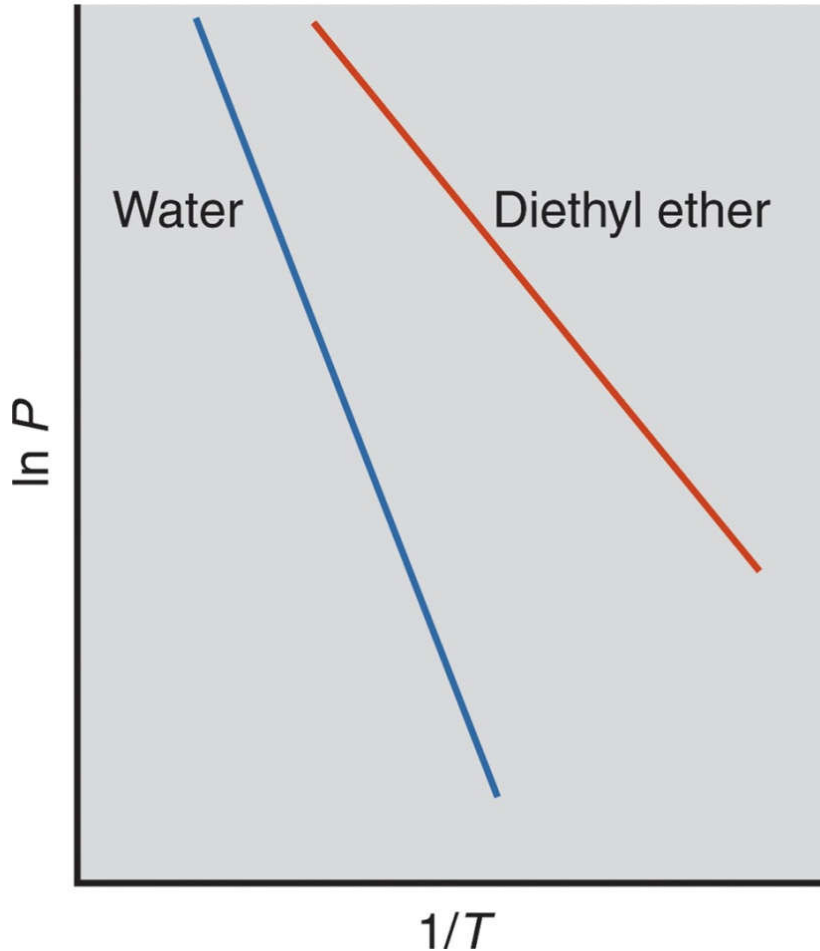
This equation relates vapor pressure to temperature.

$$\ln P = \frac{-\Delta H_{\text{vap}}}{R} \left( \frac{1}{T} \right) + C$$

The two-point form is used when the vapor pressures at two different temperatures are known.

$$\ln \frac{P_2}{P_1} = \frac{-\Delta H_{\text{vap}}}{R} \left( \frac{1}{T_2} - \frac{1}{T_1} \right)$$

**Figure 12.7** Linear plots of the relationship between vapor pressure and temperature .



$$\ln P = \frac{-\Delta H_{\text{vap}}}{R} \left( \frac{1}{T} \right) + C$$

$$\text{slope} = \frac{-\Delta H_{\text{vap}}}{R}$$

**Sample Problem 12.2**

**Applying the Clausius-Clapeyron Equation**

**PROBLEM:** The vapor pressure of ethanol is 115 torr at 34.9°C. If  $\Delta H_{\text{vap}}$  of ethanol is 40.5 kJ/mol, calculate the temperature (in °C) when the vapor pressure is 760 torr.

**PLAN:** We are given 4 of the 5 variables in the Clausius-Clapeyron equation, so we substitute these into the equation and solve for  $T_2$ .  $T$  values must be converted to K.

**SOLUTION:**

$$\ln \frac{P_2}{P_1} = - \frac{\Delta H_{\text{vap}}}{R} \left( \frac{1}{T_2} - \frac{1}{T_1} \right) \quad T_1 = 34.9^\circ\text{C} + 273.15 = 308.0 \text{ K}$$

$$\ln \frac{760 \text{ torr}}{115 \text{ torr}} = - \frac{40.5 \times 10^3 \text{ J/mol}}{8.314 \text{ J/mol}\cdot\text{K}} \left( \frac{1}{T_2} - \frac{1}{308.0 \text{ K}} \right)$$

$$\boxed{T_2 = 350. \text{ K} - 273.15 = 77^\circ\text{C}}$$

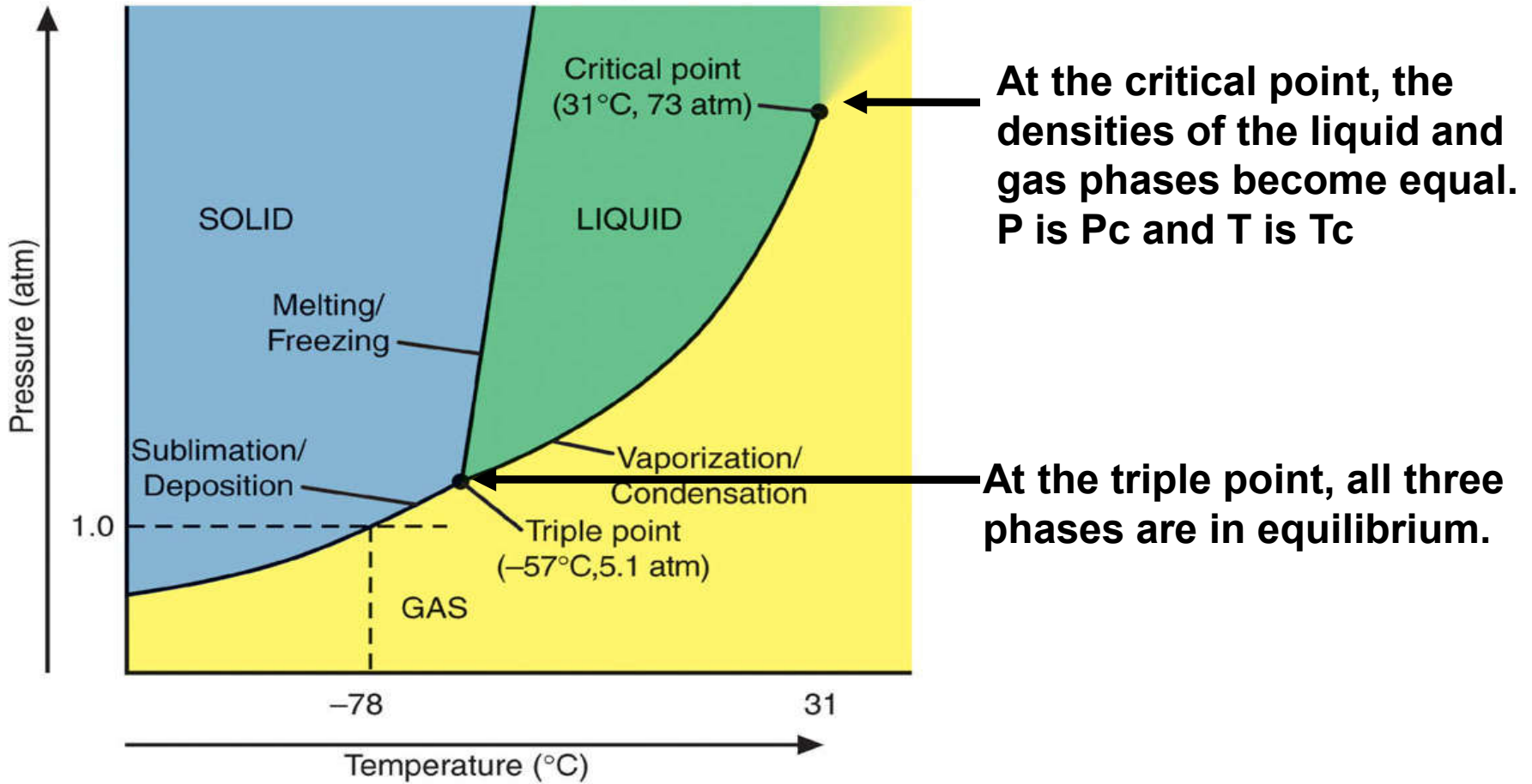
# Vapor Pressure and Boiling Point

The ***boiling point*** of a liquid is the temperature at which the vapor pressure equals the external pressure.

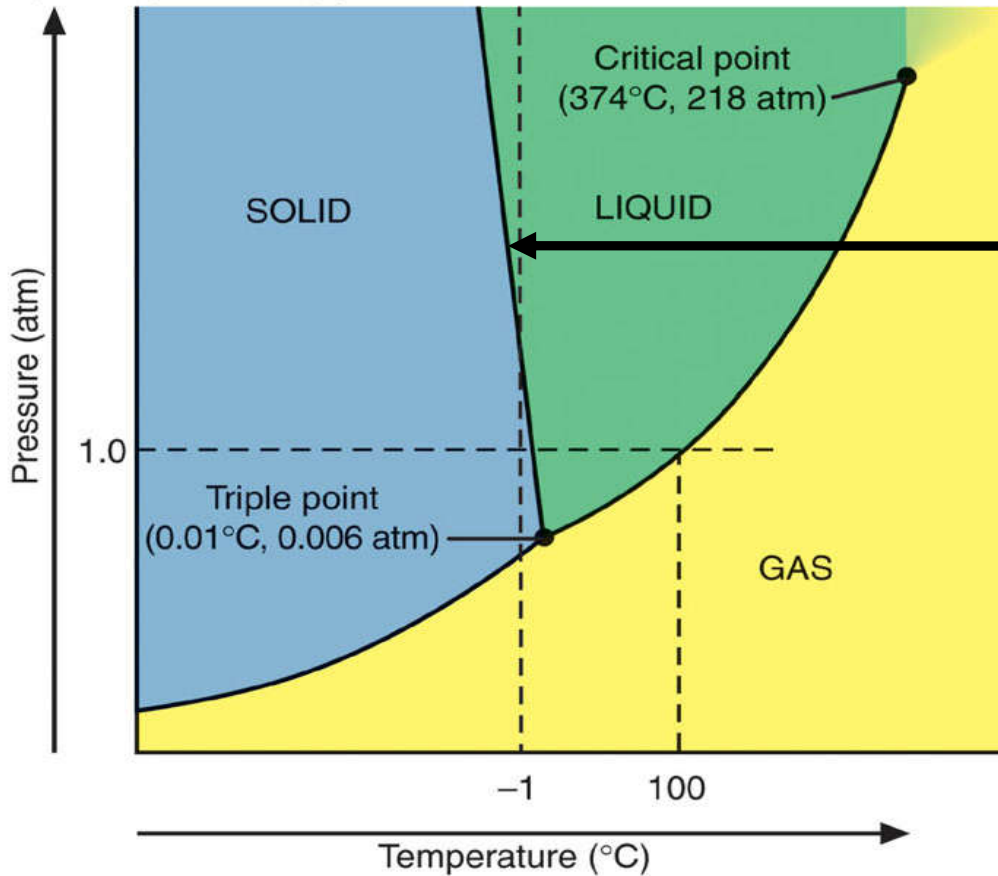
The ***normal boiling point*** of a substance is observed at standard atmospheric pressure or 760 torr.

As the external pressure on a liquid ***increases***, the boiling point ***increases***.

**Figure 12.8 Phase diagram for CO<sub>2</sub>.**



**Figure 12.8 Phase diagram for H<sub>2</sub>O.**



The solid-liquid line slants to the *left* for H<sub>2</sub>O, because the solid is *less* dense than the liquid. Water expands on freezing.

# The Nature of Intermolecular Forces

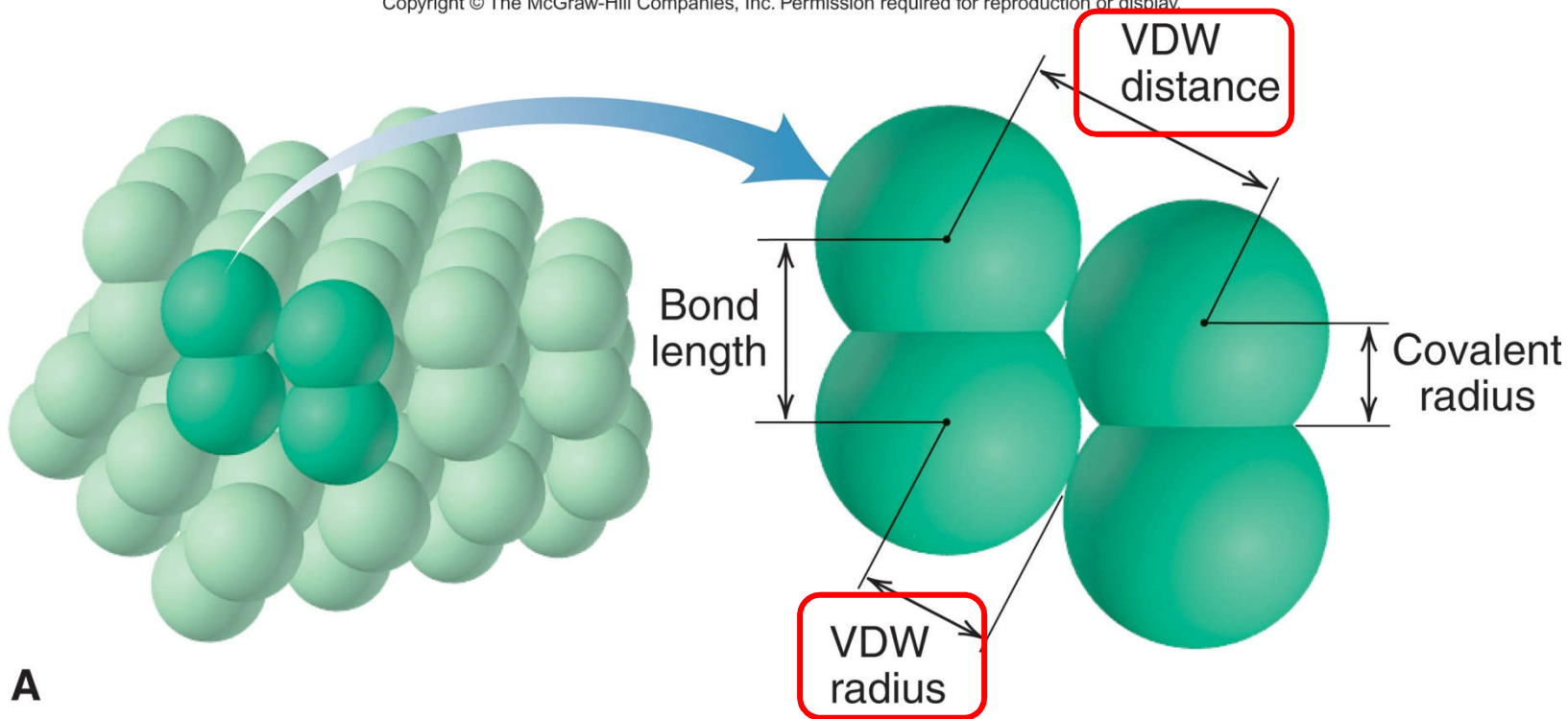
***Intermolecular forces*** arise from the attraction between molecules with partial charges, or between ions and molecules.

Intermolecular forces are relatively ***weak*** compared to bonding forces because they involve smaller charges that are farther apart.

## Figure 12.9A Covalent and van der Waals radii.

The van der Waals *distance* is the distance between two *nonbonded* atoms in *adjacent* molecules.

Copyright © The McGraw-Hill Companies, Inc. Permission required for reproduction or display.

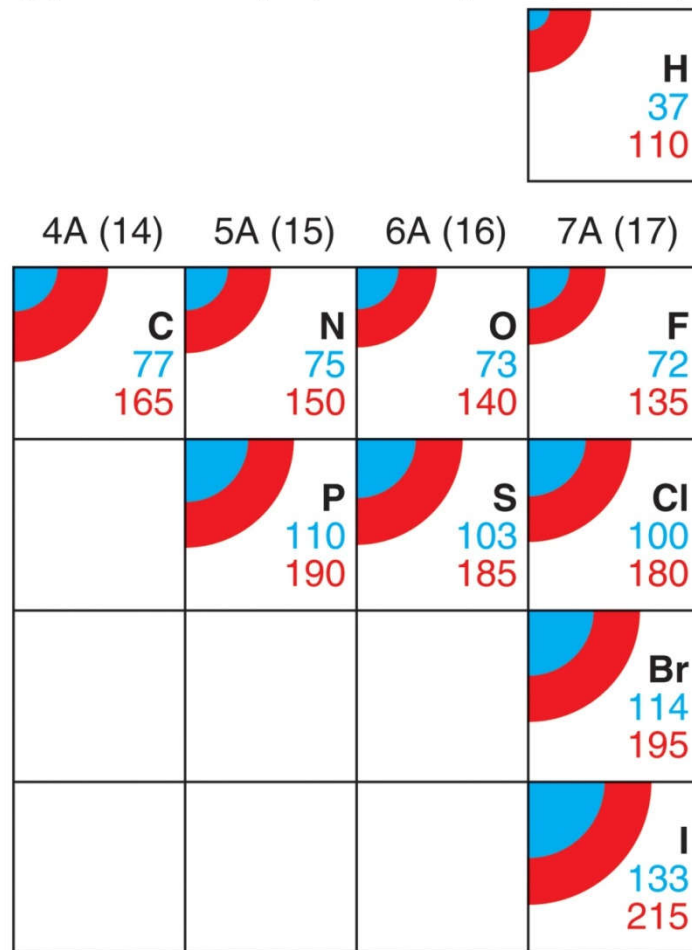


The van der Waals *radius* is one-half the closest distance between the nuclei of two *nonbonded* atoms. The VDW radius is *always larger* than the covalent radius.



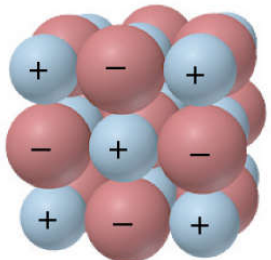
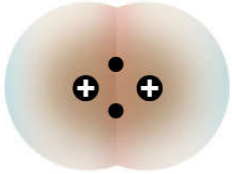
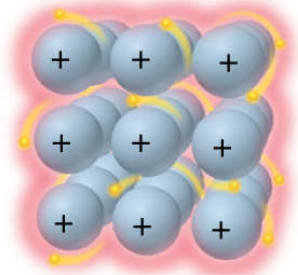
# Figure 12.9B Periodic trends in covalent and van der Waals radii.

Copyright © The McGraw-Hill Companies, Inc. Permission required for reproduction or display.








B

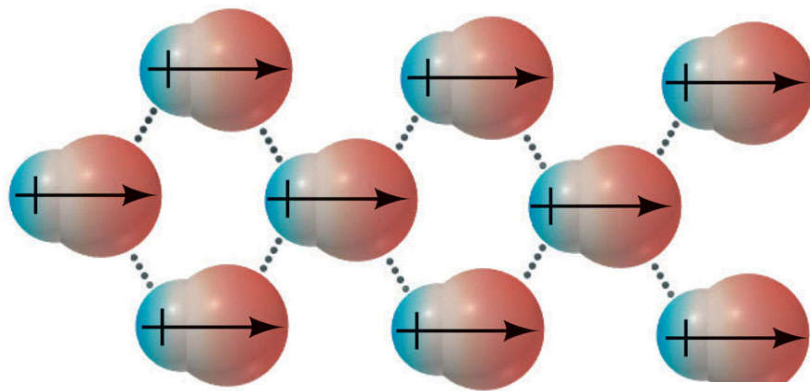
## Table 12.2 Comparison of Bonding and Nonbonding (Intermolecular) Forces

Force	Model	Basis of Attraction	Energy (kJ/mol)	Example
<b>Bonding</b>				
Ionic		Cation–anion	400–4000	NaCl
Covalent		Nuclei–shared e <sup>-</sup> pair	150–1100	H—H
Metallic		Cations–delocalized electrons	75–1000	Fe

**Table 12.2 Comparison of Bonding and Nonbonding (Intermolecular) Forces (continued)**

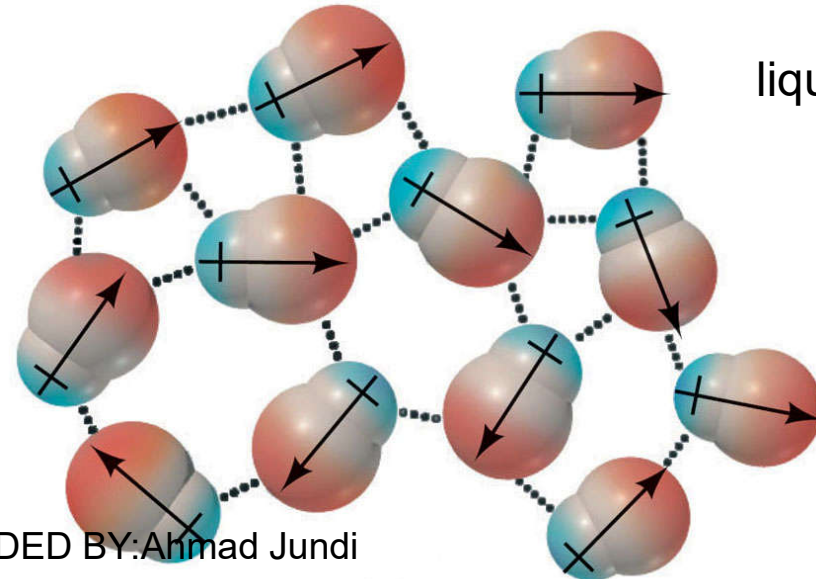
Force	Model	Basis of Attraction	Energy (kJ/mol)	Example
<b>Nonbonding (Intermolecular)</b>				
Ion-dipole		Ion charge– dipole charge	40–600	$\text{Na}^+ \cdots \text{O} \begin{array}{l} \text{H} \\ \text{H} \end{array}$
H bond	$\delta^- \quad \delta^+ \quad \delta^-$ –A–H·····:B–	Polar bond to H– dipole charge (high EN of N, O, F)	10–40	$\begin{array}{c} \text{:}\ddot{\text{O}}\text{--H} \\   \\ \text{H} \end{array} \cdots \begin{array}{c} \text{:}\ddot{\text{O}}\text{--H} \\   \\ \text{H} \end{array}$
Dipole-dipole		Dipole charges	5–25	$\text{I--Cl} \cdots \text{I--Cl}$
Ion–induced dipole		Ion charge– polarizable $e^-$ cloud	3–15	$\text{Fe}^{2+} \cdots \text{O}_2$
Dipole–induced dipole		Dipole charge– polarizable $e^-$ cloud	2–10	$\text{H--Cl} \cdots \text{Cl--Cl}$
Dispersion (London)		Polarizable $e^-$ clouds	0.05–40	$\text{F--F} \cdots \text{F--F}$

## dipole-dipole forces.



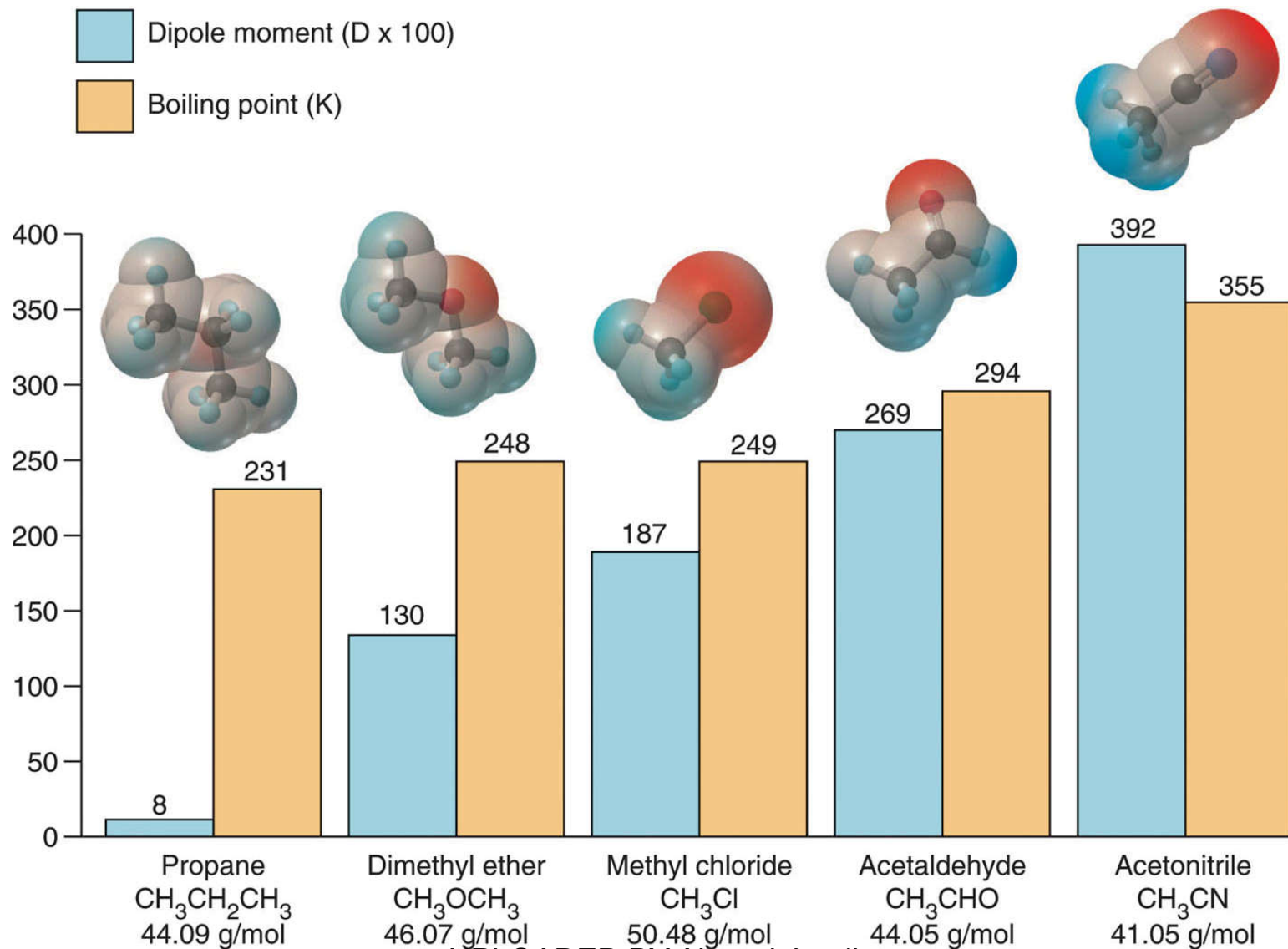
solid

The positive pole of one polar molecule attracts the negative pole of another.



liquid

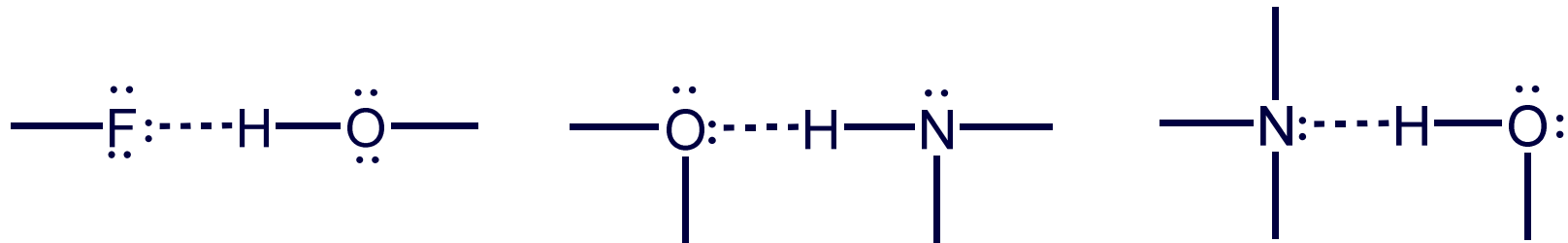
**Figure 12.11 Dipole moment and boiling point.**



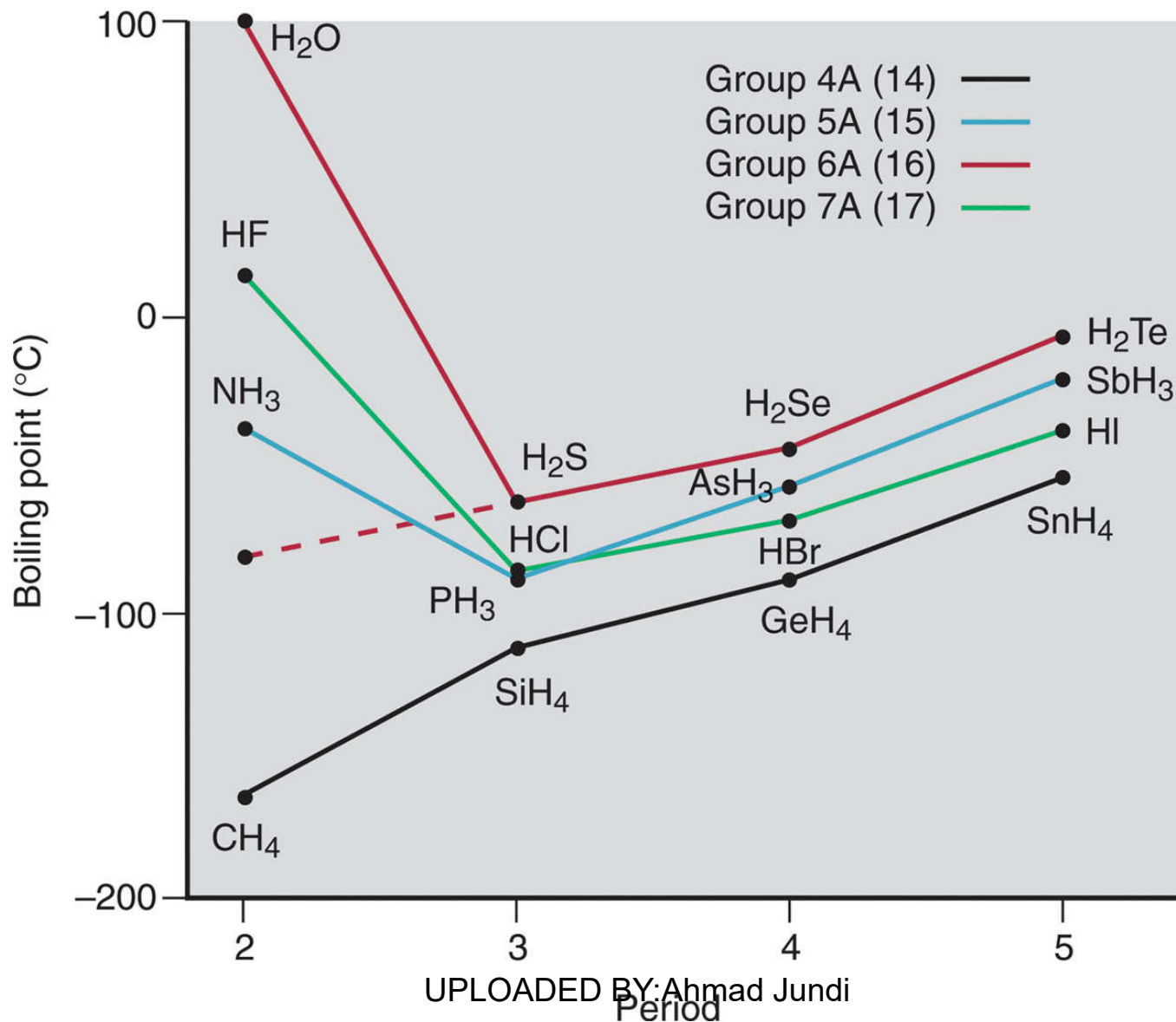
# The Hydrogen Bond

Hydrogen bonding is possible for molecules that have a ***hydrogen atom*** covalently bonded to a small, highly electronegative atom with ***lone electron pairs***, specifically ***N, O, or F***.

An intermolecular ***hydrogen bond*** is the attraction between the ***H atom*** of one molecule and a ***lone pair of the N, O, or F atom*** of another molecule.



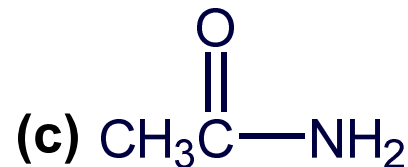
**Figure 12.12 Hydrogen bonding and boiling point.**



<b>Sample Problem 12.3</b>
----------------------------

## Drawing Hydrogen Bonds Between Molecules of a Substance

**PROBLEM:** Which of the following substances exhibits H bonding? For any that do, draw the H bonds between two of its molecules.



**PLAN:** If the molecule does not contain N, O, or F it cannot form H bonds. If it contains any of these atoms covalently bonded to H, we draw two molecules in the pattern  $-B:---H-A$ .

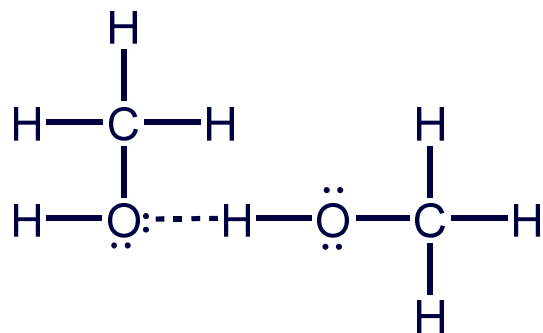
**SOLUTION:**

(a)  $C_2H_6$  has no N, O, or F, so **no H-bonds can form.**

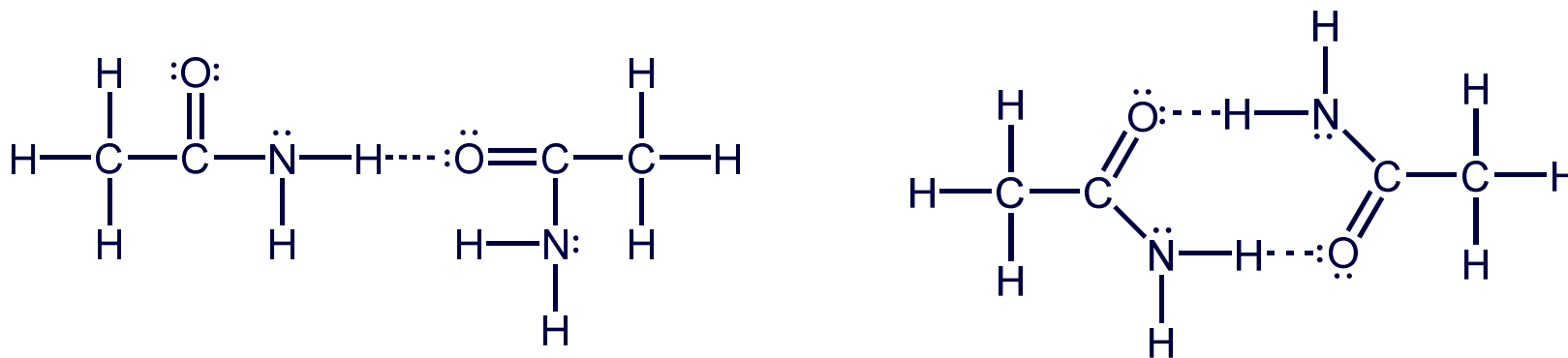


### Sample Problem 12.3

(b)  $\text{CH}_3\text{OH}$  contains a covalent bond between O and H. It can form H bonds between its molecules:



(c)  $\text{CH}_3\text{C}(=\text{O})\text{NH}_2$  can form H bonds at two sites:



## Polarizability and Induced Dipoles

A nearby electric field can *induce* a distortion in the electron cloud of an atom, ion, or molecule.

- For a *nonpolar* molecule, this induces a *temporary dipole moment*.
- For a *polar* molecule, the field *enhances* the existing dipole moment.

The *polarizability* of a particle is the ease with which its electron cloud is distorted.


## Trends in Polarizability

***Smaller*** particles are ***less polarizable*** than larger ones because their electrons are held more tightly.

Polarizability ***increases down a group*** because atomic size increases and larger electron clouds distort more easily.

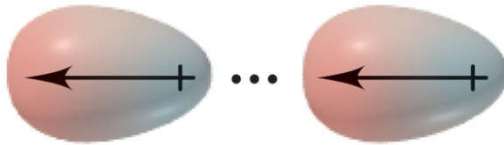
Polarizability ***decreases across a period*** because of increasing  $Z_{\text{eff}}$ .

Cations are smaller than their parent atoms and less polarizable; anions show the opposite trend.

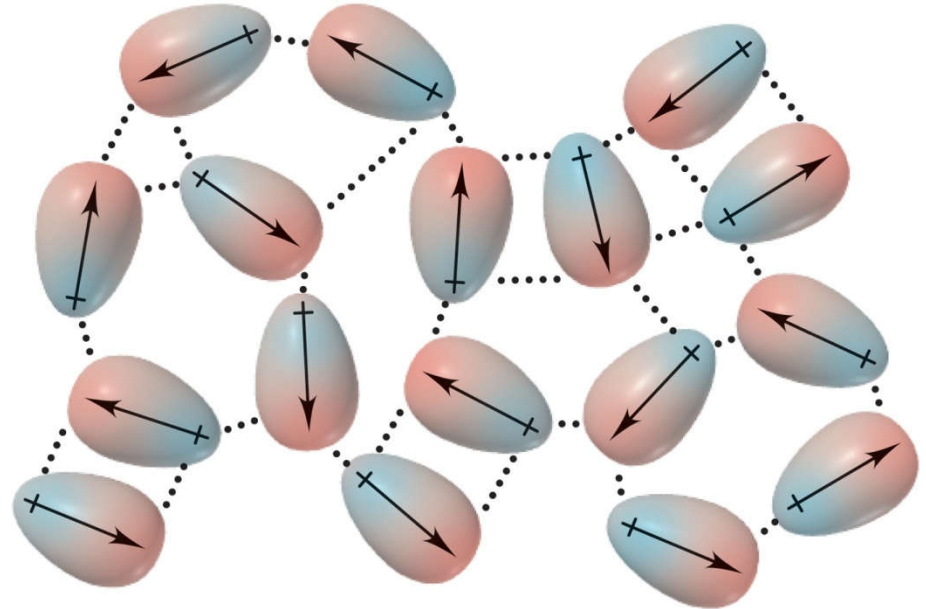


### Figure 12.13 Dispersion forces among nonpolar particles.


**A.** When atoms are far apart they do not influence one other.



**B.** When atoms are close together, the instantaneous dipole in one atom induces a dipole in the other.



**C.** The process occurs throughout the sample.



## Dispersion (London) Forces

***Dispersion forces*** or ***London forces*** arises when an ***instantaneous dipole*** in one particle ***induces*** a dipole in another, resulting in an attraction between them.

Dispersion forces exist between ***all particles***, increasing the energy of attraction in all matter.

Dispersion forces are ***stronger*** for ***more polarizable*** particles.

In general, larger particles experience stronger dispersion forces than smaller ones.

# Figure 12.14 Molar mass and trends in boiling point.

Copyright © The McGraw-Hill Companies, Inc. Permission required for reproduction or display.

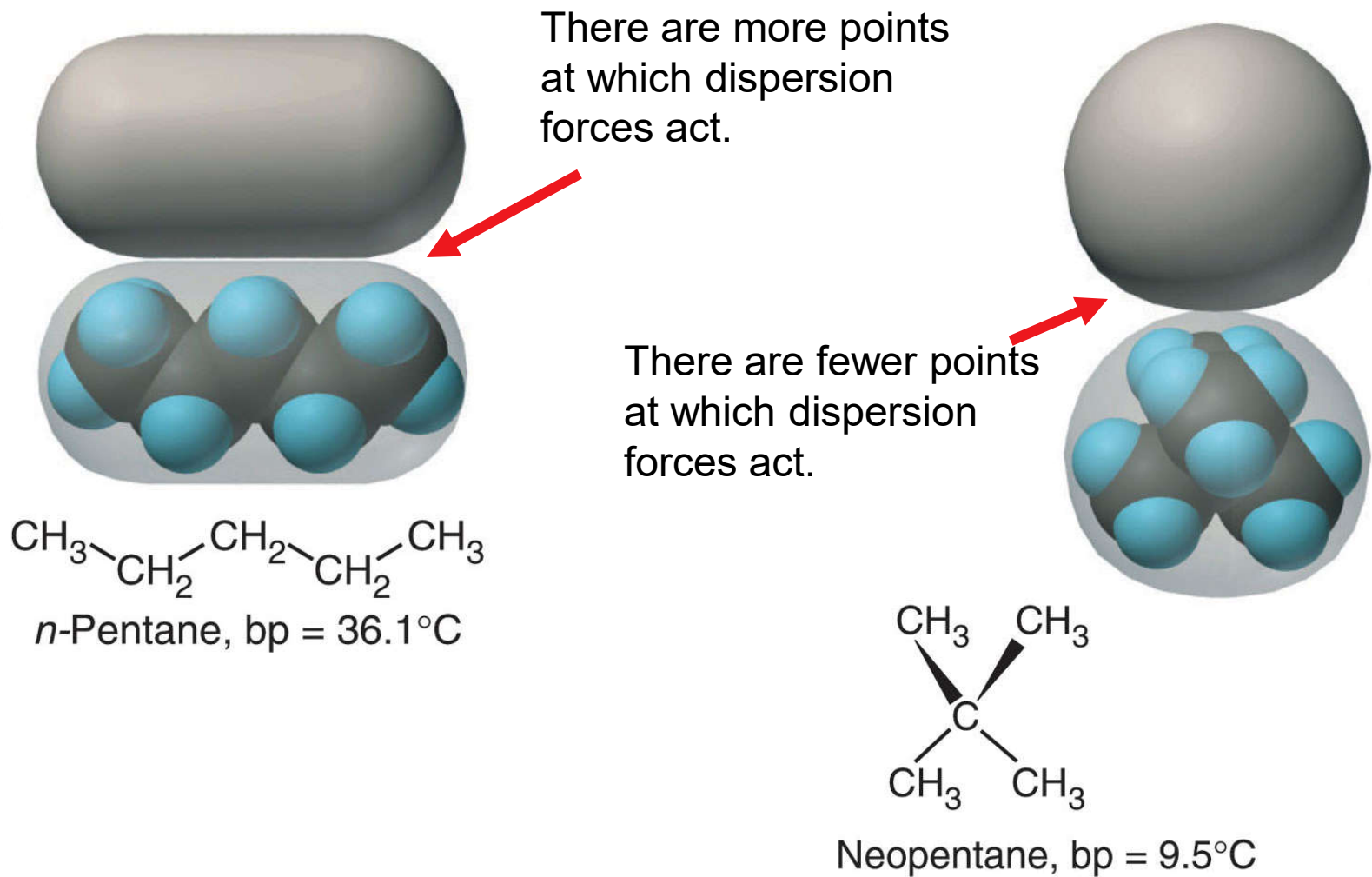
7A (17)	8A (18)
<b>Formula Model</b> <i>Molar mass</i> <b>Boiling point (K)</b>	<b>He</b> 4.003 4.22
<b>F<sub>2</sub></b> 38.00 85.0	<b>Ne</b> 20.18 27.1
<b>Cl<sub>2</sub></b> 70.91 239	<b>Ar</b> 39.95 87.3
<b>Br<sub>2</sub></b> 159.8 333	<b>Kr</b> 83.80 120
<b>I<sub>2</sub></b> 253.8 458	<b>Xe</b> 131.3 165

↑  
 Increasing strength of  
 dispersion forces  
 ↓

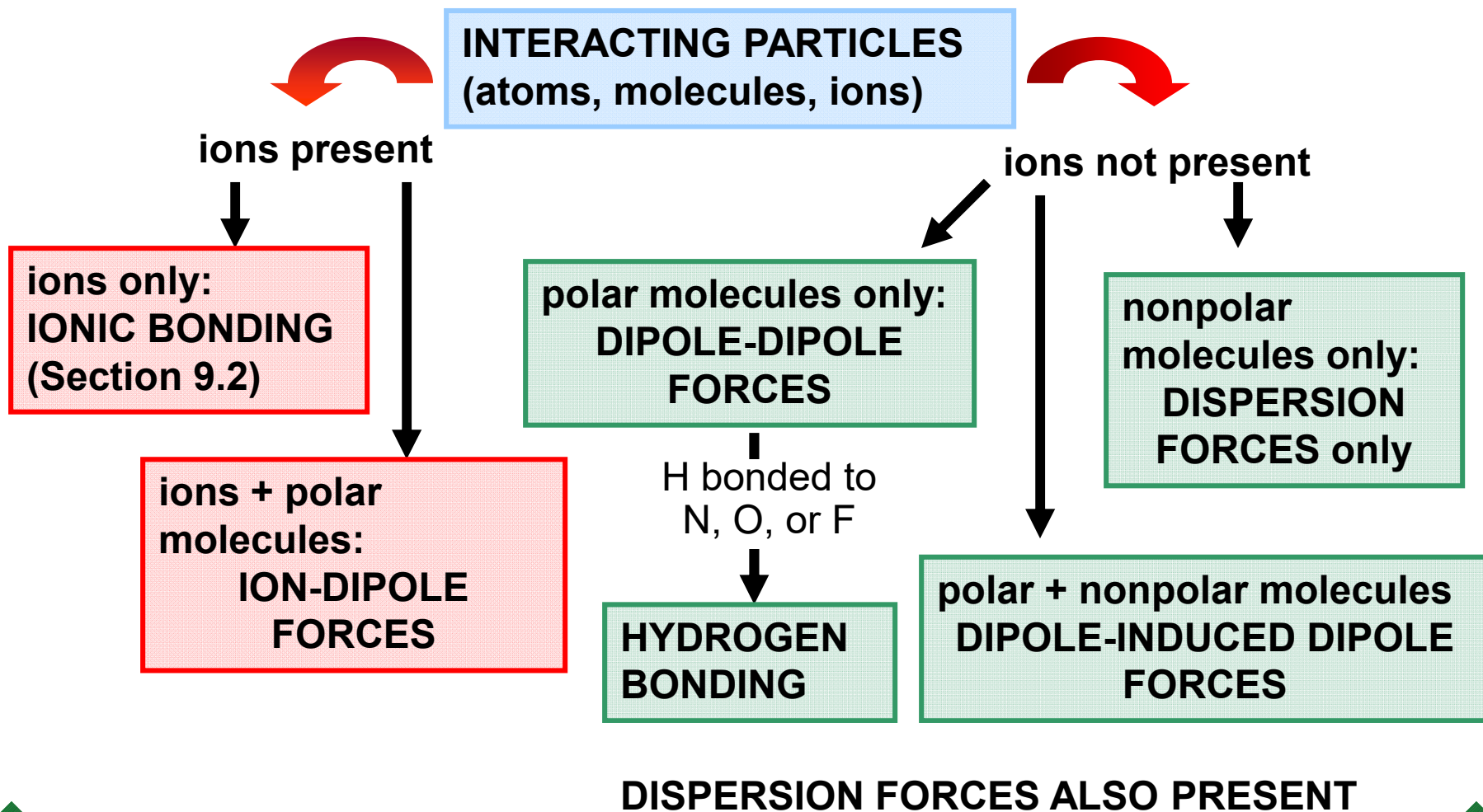
Dispersion forces are stronger for larger, more polarizable particles.

Polarizability correlates closely with molar mass for similar particles.

# Figure 12.15 Molecular shape, intermolecular contact, and boiling point.



**Figure 12.16** Determining the intermolecular forces in a sample.





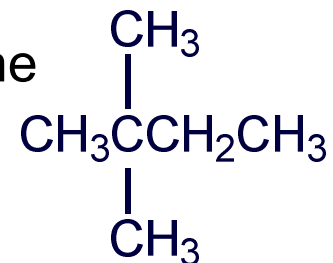
**Sample Problem 12.4**

**Predicting the Types of Intermolecular Forces**

**PROBLEM:** For each pair of substances, identify the key bonding and/or intermolecular force(s), and predict which one of the pair has the higher boiling point:

(a)  $\text{MgCl}_2$  or  $\text{PCl}_3$     (b)  $\text{CH}_3\text{NH}_2$  or  $\text{CH}_3\text{F}$     (c)  $\text{CH}_3\text{OH}$  or  $\text{CH}_3\text{CH}_2\text{OH}$

(d) Hexane ( $\text{CH}_3\text{CH}_2\text{CH}_2\text{CH}_2\text{CH}_2\text{CH}_3$ ) or 2,2-dimethylbutane



**PLAN:** We examine the formulas and structures for key differences between the members of each pair: Are ions present? Are molecules polar or nonpolar? Is N, O, or F bonded to H? Do molecular compounds have different masses or shapes?

## Sample Problem 12.4

Remember that:

- Bonding forces are stronger than nonbonding (intermolecular) forces.
- Hydrogen bonding is a strong type of dipole-dipole force.
- Dispersion forces are decisive when the difference is molar mass or molecular shape.

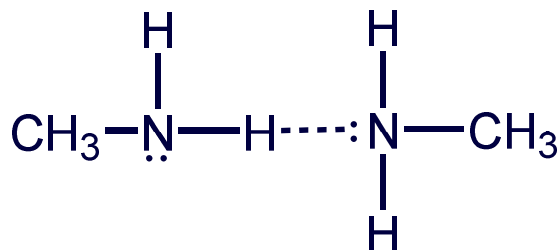
### SOLUTION:

- (a)  $\text{MgCl}_2$  consists of  $\text{Mg}^{2+}$  and  $\text{Cl}^-$  ions held together by **ionic bonding forces**;  $\text{PCl}_3$  consists of polar molecules, so intermolecular **dipole-dipole** forces are present. The ionic bonding forces in  $\text{MgCl}_2$  are stronger than the dipole-dipole forces in  $\text{PCl}_3$ .

**$\text{MgCl}_2$  has a higher boiling point than  $\text{PCl}_3$ .**

**Sample Problem 12.4**

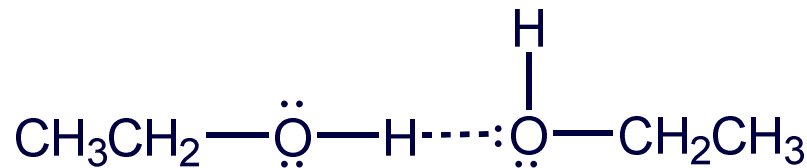
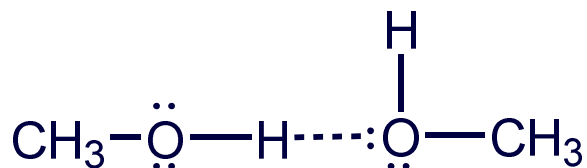
- (b)  $\text{CH}_3\text{NH}_2$  and  $\text{CH}_3\text{F}$  both consist of **polar molecules** of about the same molar mass.  $\text{CH}_3\text{NH}_2$  has covalent N-H bonds, so it can form **H bonds** between its molecules.  $\text{CH}_3\text{F}$  contains a C-F bond but no H-F bond, so **dipole-dipole** forces occur but not H bonds.



**$\text{CH}_3\text{NH}_2$  has a higher boiling point than  $\text{CH}_3\text{F}$ .**

## Sample Problem 12.4

- (c)  $\text{CH}_3\text{OH}$  and  $\text{CH}_3\text{CH}_2\text{OH}$  are both **polar molecules** and both contain a covalent O-H bond. Both can therefore form **H bonds**.

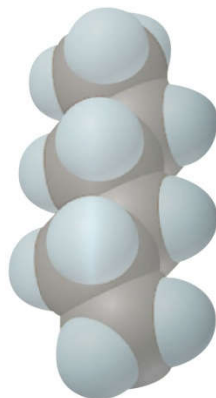


$\text{CH}_3\text{CH}_2\text{OH}$  has a larger molar mass than  $\text{CH}_3\text{OH}$  and its **dispersion forces** are therefore stronger.

**$\text{CH}_3\text{CH}_2\text{OH}$  has a higher boiling point than  $\text{CH}_3\text{OH}$ .**

**Sample Problem 12.4**

- (d) Hexane and 2,2-dimethylbutane are both **nonpolar molecules** and therefore experience **dispersion forces** as their only intermolecular force. They have equal molar masses but different molecular shapes.



Hexane



2,2-Dimethylbutane

Cylindrical hexane molecules make more intermolecular contact than the more compact 2,2-dimethylbutane molecules.

**Hexane has a higher boiling point than 2,2-dimethylbutane.**

## Sample Problem 12.4

### CHECK:

The actual boiling points show our predictions are correct:

- (a)  $\text{MgCl}_2$  ( $1412^\circ\text{C}$ ) and  $\text{PCl}_3$  ( $76^\circ\text{C}$ )
- (b)  $\text{CH}_3\text{NH}_2$  ( $-6.3^\circ\text{C}$ ) and  $\text{CH}_3\text{F}$  ( $-78.4^\circ\text{C}$ )
- (c)  $\text{CH}_3\text{OH}$  ( $64.7^\circ\text{C}$ ) and  $\text{CH}_3\text{CH}_2\text{OH}$  ( $78.5^\circ\text{C}$ )
- (d) Hexane ( $69^\circ\text{C}$ ) and 2,2-dimethylbutane ( $49.7^\circ\text{C}$ )

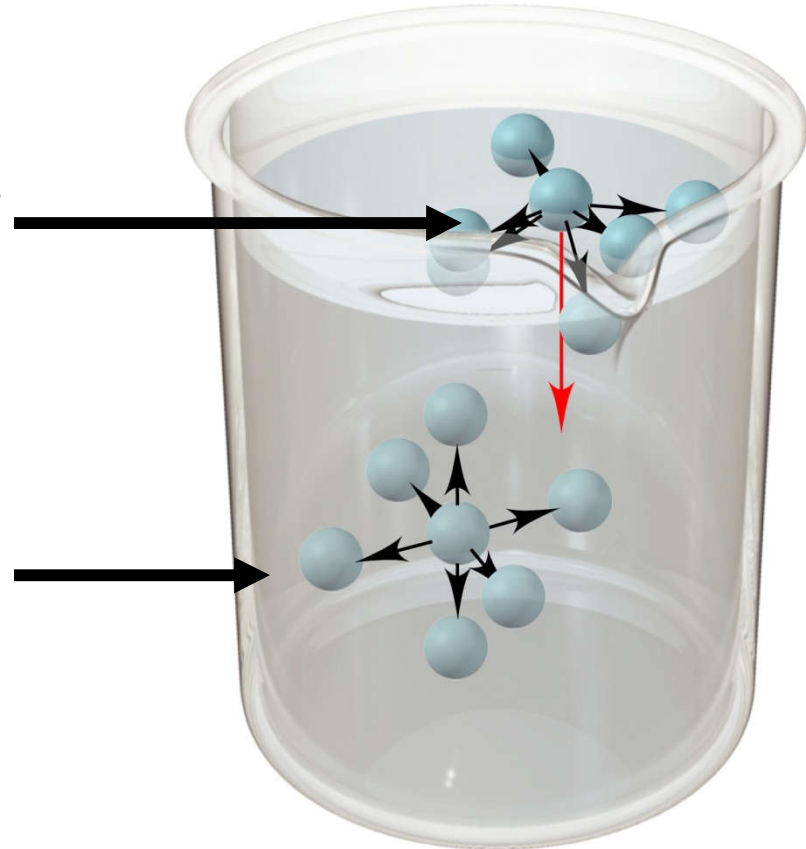
Remember that *dispersion forces are always present*, but in (a) and (b) they are much less significant than the other forces that occur.

## Figure 12.17 The molecular basis of surface tension.

Copyright © The McGraw-Hill Companies, Inc. Permission required for reproduction or display.

A surface molecule experiences a *net attraction downward*. This causes a liquid surface to have the smallest area possible.

An interior molecule is attracted by others on all sides.



Surface tension is the energy required to increase the surface area of a liquid. The **stronger** the forces between the particles the **higher** the surface tension.

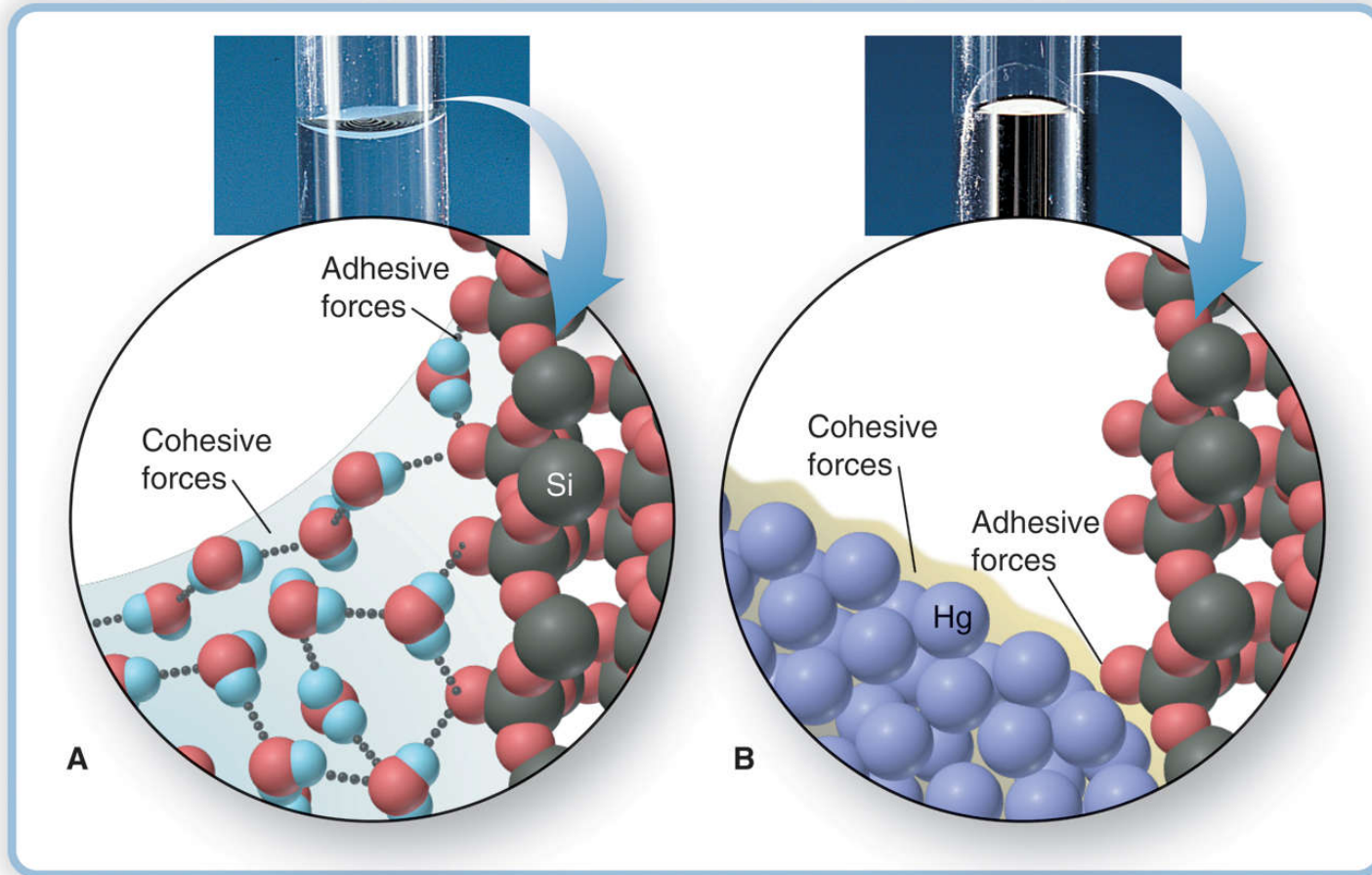
**Table 12.3 Surface Tension and Forces Between Particles**

Substance	Formula	Surface Tension (J/m <sup>2</sup> ) at 20°C	Major Force(s)
Diethyl ether	CH <sub>3</sub> CH <sub>2</sub> OCH <sub>2</sub> CH <sub>3</sub>	1.7x10 <sup>-2</sup>	Dipole-dipole; dispersion
Ethanol	CH <sub>3</sub> CH <sub>2</sub> OH	2.3x10 <sup>-2</sup>	H bonding
Butanol	CH <sub>3</sub> CH <sub>2</sub> CH <sub>2</sub> CH <sub>2</sub> OH	2.5x10 <sup>-2</sup>	H bonding; dispersion
Water	H <sub>2</sub> O	7.3x10 <sup>-2</sup>	H bonding
Mercury	Hg	48x10 <sup>-2</sup>	Metallic bonding



# Figure 12.18 Capillary action and the shape of the water or mercury meniscus in glass.

Copyright © The McGraw-Hill Companies, Inc. Permission required for reproduction or display.



© The McGraw-Hill Companies, Inc./Stephen Frisch Photographer

**A. Water displays a concave meniscus.**

**B. Mercury displays a convex meniscus.**

**Table 12.4 Viscosity of Water at Several Temperatures**

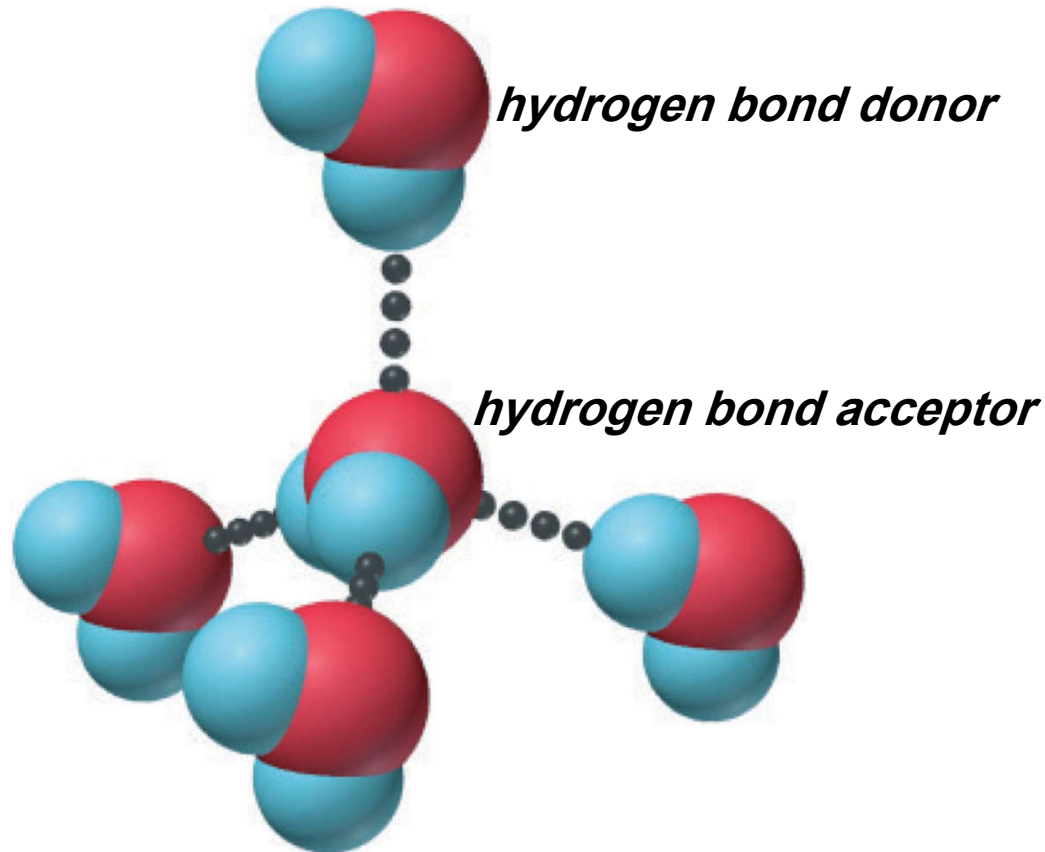
*Viscosity is resistance of a fluid to flow.*

Temperature (°C)	Viscosity (N·s/m <sup>2</sup> )*
20	1.00x10 <sup>-3</sup>
40	0.65x10 <sup>-3</sup>
60	0.47x10 <sup>-3</sup>
80	0.35x10 <sup>-3</sup>

\*The units of viscosity are Newton-seconds per square meter.

# The uniqueness of water


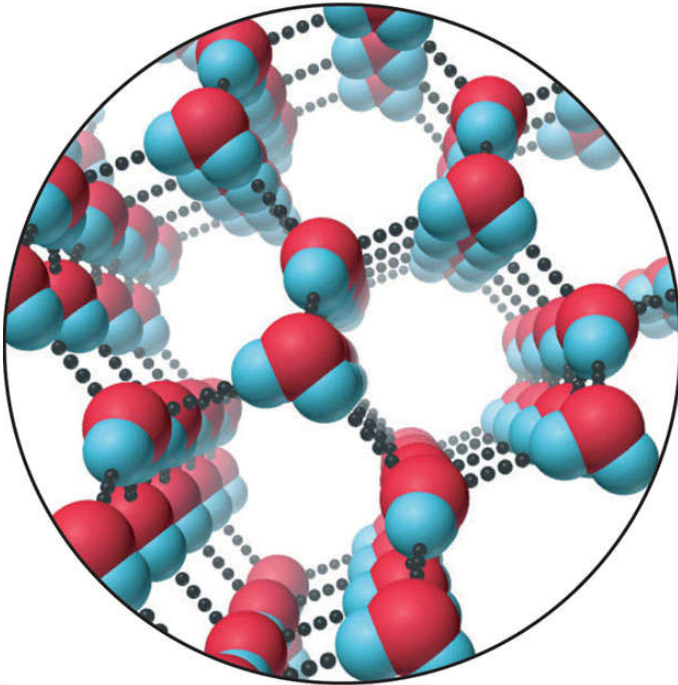
## H-bonding ability of water.



Each H<sub>2</sub>O molecule can form **four** H bonds to other molecules, resulting in a tetrahedral arrangement.

- 1- Solvent properties : its results of its polarity and hydrogen bond ability.  
dissolve ionic compounds through ion-dipole forces
- 2- Thermal properties : water has high specific heat capacity (water has so many strong hydrogen bonding).
- 3- surface properties of water : water has high surface tension and high capillary
- 4- Density of solid and liquid water : ice has hexagonal structure, this organization explain the negative slope of solid liquid line in phase diagram. The large space within ice give the Solid state lower density than the liquid.

## Figure 12.20 The hexagonal structure of ice.



© Scott Camazine/Photo Researchers, Inc.

Ice has an open structure due to H bonding. Ice is therefore *less dense* than liquid water.