

Birzeit University
Faculty of Engineering & Information Technology
Department of Civil & Environmental Engineering
ENCE233 Mechanics of Materials
Homework assignment #3

Problem 1:

Given the following data for a tension test for an unknown material. The original specimen has a circular cross section with a diameter of 9.11 mm.

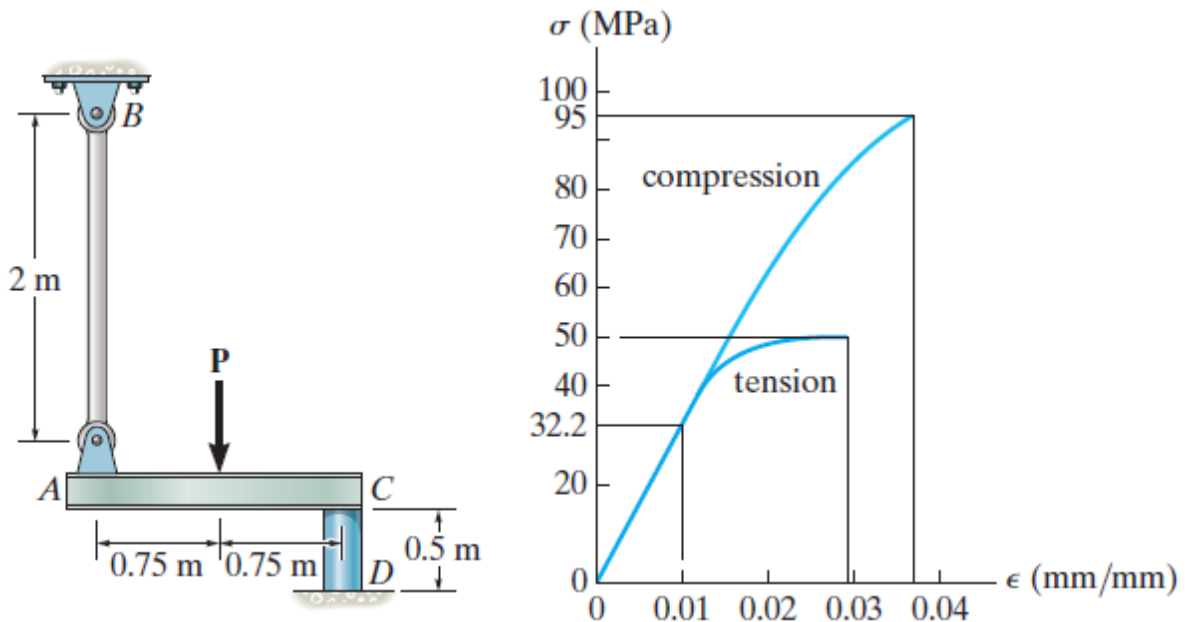
- Draw the stress-strain diagram for this material. Is it a ductile or brittle material? justify your answer.
- Draw the elastic stress-strain curve. Determine the proportional limit, yield strength (upper & lower), ultimate strength, and fracture stress and strain.
- Determine the elastic modulus (Young's modulus).
- **BONUS: Calculate modulus of resilience and modulus of toughness (+10 Points)**

Force (kN)	Length (mm)
0	50.800
6.67	50.825
13.34	50.852
19.13	50.874
17.79	50.917
17.21	50.957
17.53	51.054
17.44	51.156
17.21	51.308
17.50	51.460
18.00	51.664
19.00	52.070
20.77	53.289
21.94	54.610
22.68	55.499
23.65	56.490
24.25	57.150
24.68	58.166
25.11	59.893
25.35	60.904
25.71	61.874
25.75	62.687
25.69	63.957
25.56	64.973
25.04	66.345
23.49	67.564
21.35	68.478
18.90	69.088
17.39	69.393

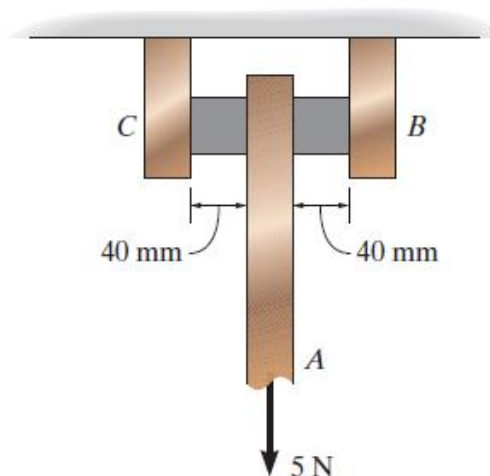
Use Excel to present your solution.
Watch this video to learn how to use Excel
<https://www.youtube.com/watch?v=5ZG-3THmF3Q>

Problem 2:

The stress–strain diagram for a polyester resin is given in the figure. If the rigid beam AC is supported by a strut AB and post CD, both made from this material, and subjected to a load of $P = 80 \text{ kN}$, determine the angle of tilt of the beam when the load is applied. The diameters of the strut and post are 40 mm and 80 mm, respectively. Determine the largest load P that can be applied to the beam before failure in strut AB or post CD.

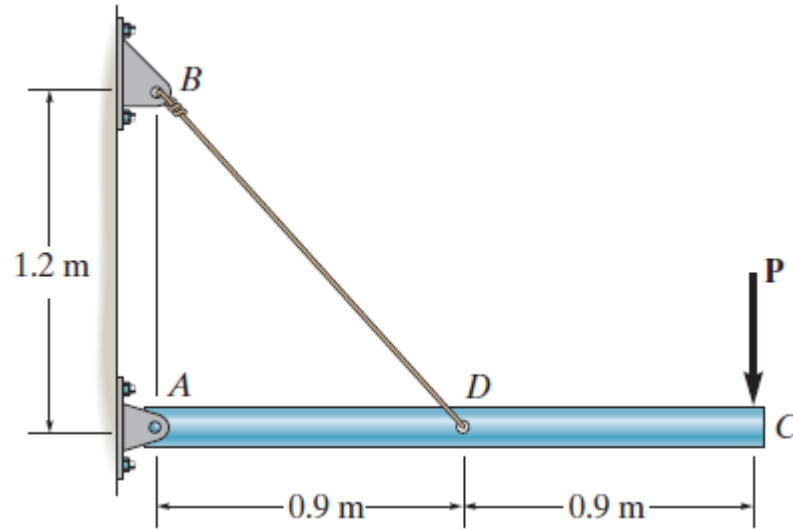
**Problem 3:**

The support consists of three rigid plates, which are connected using two symmetrically placed rubber pads. If a vertical force of 5 N is applied to plate A, determine the approximate vertical displacement of this plate due to shear strains in the rubber. Each pad has cross-sectional dimensions of 30 mm and 20 mm. $G_r = 0.20 \text{ MPa}$.



Problem 4:

The rigid pipe ADC is supported by a pin at A and a wire at D. The wire made from the same material in Problem 1 and has a diameter of 6 mm. Determine (a) the elongation of the wire BD if $P = 2$ kN and $P = 3.5$ kN. (b) the permanent strain after the load is removed for each case.

**Problem 5:**

The block shown is made of a magnesium alloy for which $E = 45$ GPa and $\nu = 0.35$. Knowing that $\sigma_x = -180$ MPa, determine (a) the magnitude of σ_y for which the change in the height of the block will be zero, (b) the corresponding change in the area of the face ABCD, (c) the corresponding change in the volume of the block.

