

Chapter 1 Introduction to Computers, Programs, and Java



Objectives

- ☞ To understand computer basics, programs, and operating systems (§§1.2–1.4).
- ☞ To describe the relationship between Java and the World Wide Web (§1.5).
- ☞ To understand the meaning of Java language specification, API, JDK, and IDE (§1.6).
- ☞ To write a simple Java program (§1.7).
- ☞ To display output on the console (§1.7).
- ☞ To explain the basic syntax of a Java program (§1.7).
- ☞ To create, compile, and run Java programs (§1.8).
- ☞ To use sound Java programming style and document programs properly (§1.9).
- ☞ To explain the differences between syntax errors, runtime errors, and logic errors (§1.10).
- ☞ To develop Java programs using NetBeans (§1.11).
- ☞ To develop Java programs using Eclipse (§1.12).



Programs

Computer *programs*, known as *software*, are instructions to the computer.

You tell a computer what to do through programs. Without programs, a computer is an empty machine. Computers do not understand human languages, so you need to use computer languages to communicate with them.

Programs are written using programming languages.



Programming Languages

Machine Language Assembly Language High-Level Language

Machine language is a set of primitive instructions built into every computer. The instructions are in the form of binary code, so you have to enter binary codes for various instructions. Program with native machine language is a tedious process. Moreover the programs are highly difficult to read and modify. For example, to add two numbers, you might write an instruction in binary like this:

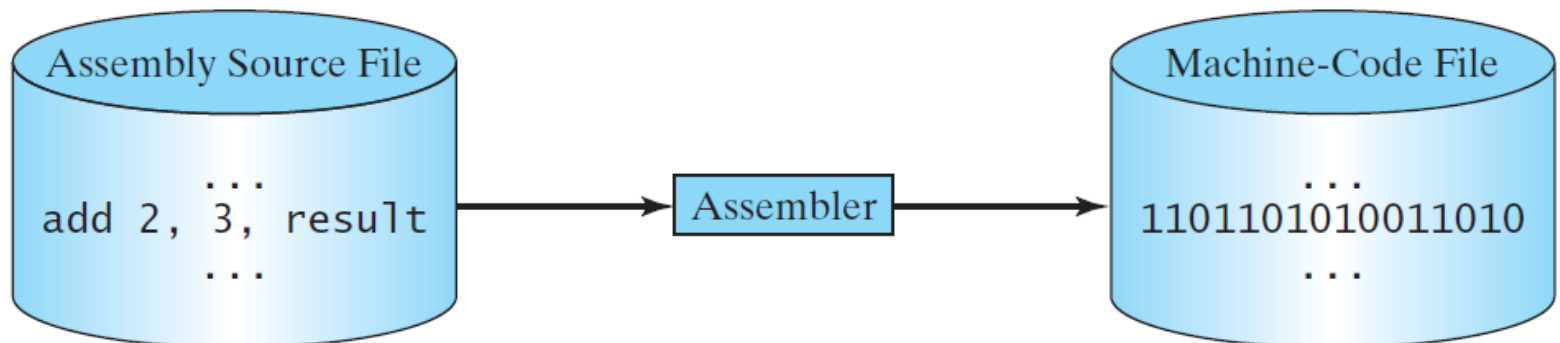
```
1101101010011010
```

Programming Languages

Machine Language **Assembly Language** High-Level Language

Assembly languages were developed to make programming easy. Since the computer cannot understand assembly language, however, a program called assembler is used to convert assembly language programs into machine code. For example, to add two numbers, you might write an instruction in assembly code like this:

```
ADDF3 R1, R2, R3
```



Programming Languages

Machine Language Assembly Language **High-Level Language**

The high-level languages are English-like and easy to learn and program. For example, the following is a high-level language statement that computes the area of a circle with radius 5:

```
area = 5 * 5 * 3.1415;
```



Popular High-Level Languages

Language	Description
Ada	Named for Ada Lovelace, who worked on mechanical general-purpose computers. The Ada language was developed for the Department of Defense and is used mainly in defense projects.
BASIC	Beginner's All-purpose Symbolic Instruction Code. It was designed to be learned and used easily by beginners.
C	Developed at Bell Laboratories. C combines the power of an assembly language with the ease of use and portability of a high-level language.
C++	C++ is an object-oriented language, based on C.
C#	Pronounced "C Sharp." It is a hybrid of Java and C++ and was developed by Microsoft.
COBOL	COmmon Business Oriented Language. Used for business applications.
FORTRAN	FORmula TRANslation. Popular for scientific and mathematical applications.
Java	Developed by Sun Microsystems, now part of Oracle. It is widely used for developing platform-independent Internet applications.
Pascal	Named for Blaise Pascal, who pioneered calculating machines in the seventeenth century. It is a simple, structured, general-purpose language primarily for teaching programming.
Python	A simple general-purpose scripting language good for writing short programs.
Visual Basic	Visual Basic was developed by Microsoft and it enables the programmers to rapidly develop graphical user interfaces.

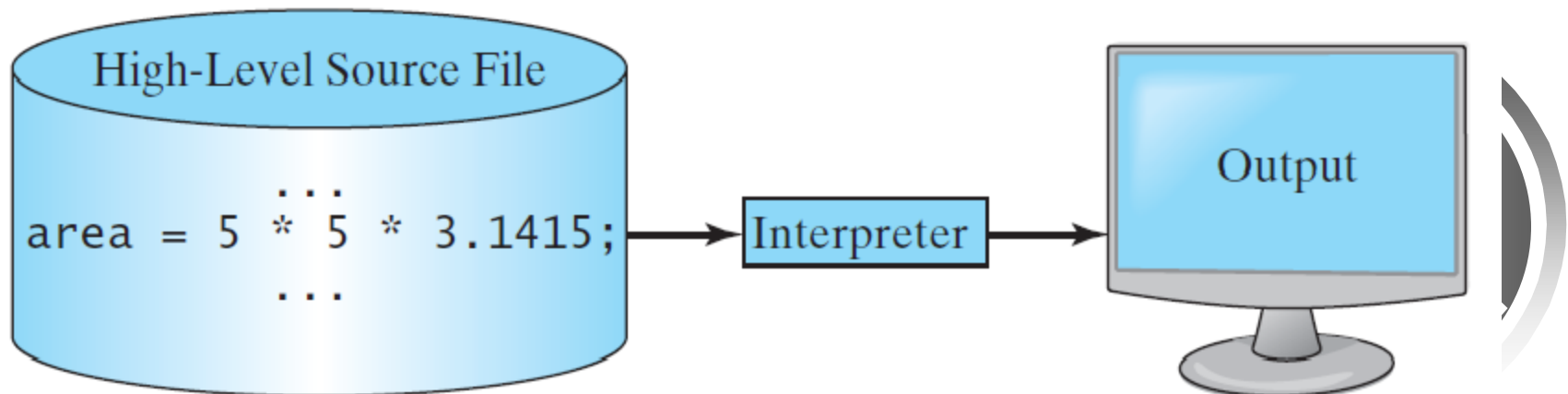
Interpreting/Compiling Source Code

A program written in a high-level language is called a *source program* or *source code*. Because a computer cannot understand a source program, a source program must be translated into machine code for execution. The translation can be done using another programming tool called an *interpreter* or a *compiler*.



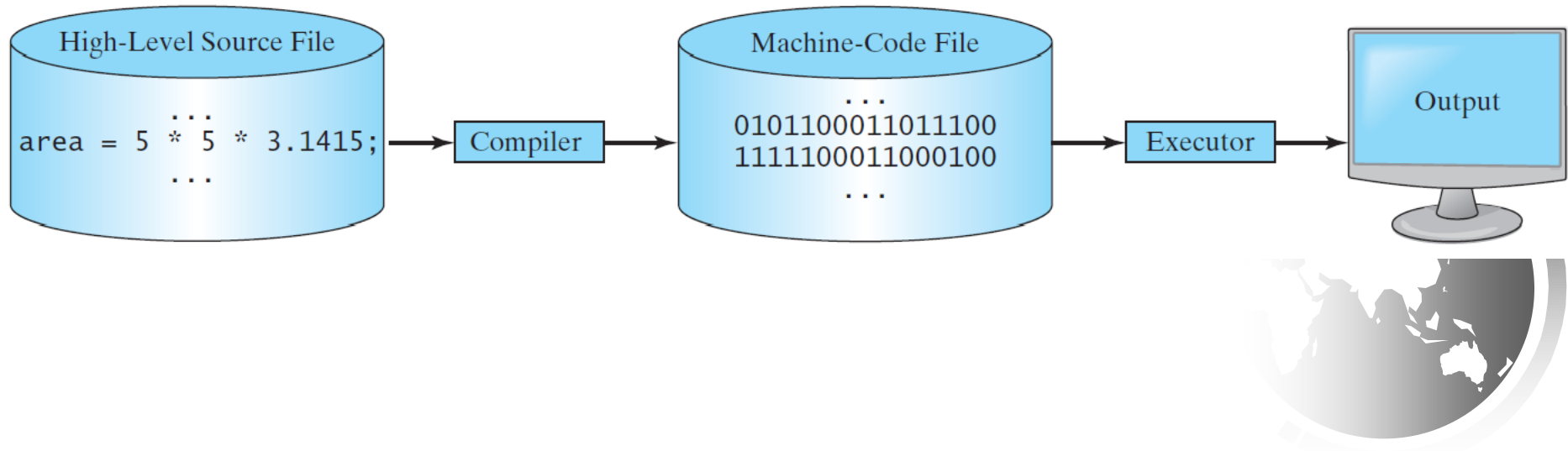
Interpreting Source Code

An interpreter reads one statement from the source code, translates it to the machine code or virtual machine code, and then executes it right away, as shown in the following figure. Note that a statement from the source code may be translated into several machine instructions.



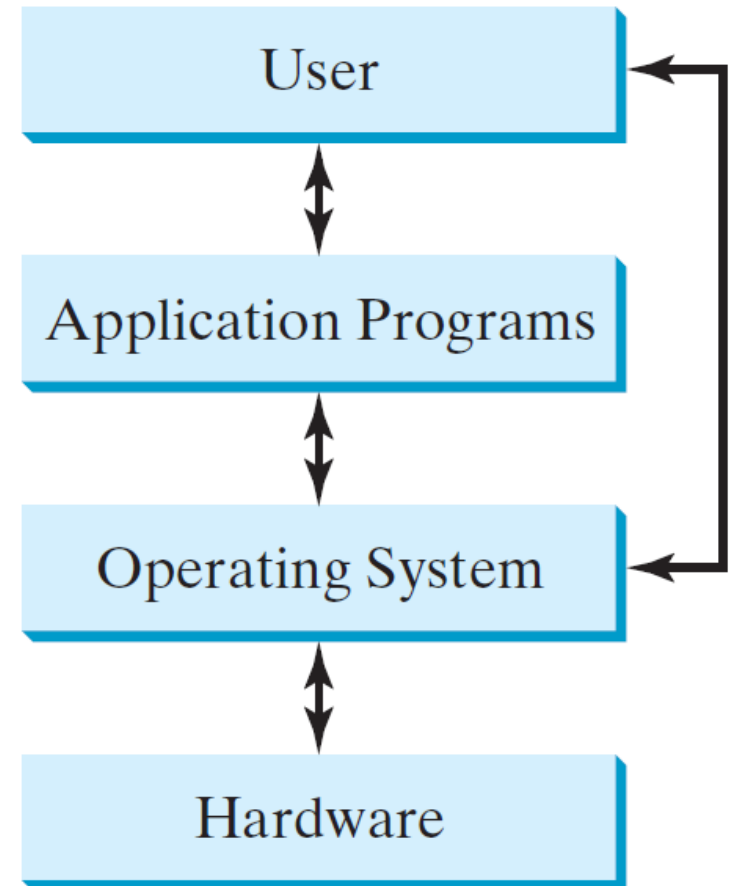
Compiling Source Code

A compiler translates the entire source code into a machine-code file, and the machine-code file is then executed, as shown in the following figure.



Operating Systems

The *operating system* (OS) is a program that manages and controls a computer's activities. The popular operating systems for general-purpose computers are Microsoft Windows, Mac OS, and Linux. Application programs, such as a Web browser or a word processor, cannot run unless an operating system is installed and running on the computer.



Why Java?

The answer is that Java enables users to develop and deploy applications on the Internet for servers, desktop computers, and small hand-held devices. The future of computing is being profoundly influenced by the Internet, and Java promises to remain a big part of that future. Java is the Internet programming language.

- ☞ Java is a general purpose programming language.
- ☞ Java is the Internet programming language.



Java, Web, and Beyond

- ☞ Java can be used to develop standalone applications.
- ☞ Java can be used to develop applications running from a browser.
- ☞ Java can also be used to develop applications for hand-held devices.
- ☞ Java can be used to develop applications for Web servers.



Java's History

- ☞ James Gosling and Sun Microsystems
- ☞ Oak
- ☞ Java, May 20, 1995, Sun World
- ☞ HotJava
 - The first Java-enabled Web browser
- ☞ Early History Website:

<http://www.java.com/en/javahistory/index.jsp>



Characteristics of Java

- Java Is Simple
- Java Is Object-Oriented
- Java Is Distributed
- Java Is Interpreted
- Java Is Robust
- Java Is Secure
- Java Is Architecture-Neutral
- Java Is Portable
- Java's Performance
- Java Is Multithreaded
- Java Is Dynamic

www.cs.armstrong.edu/liang/JavaCharacteristics.pdf



Characteristics of Java

- **Java Is Simple**
- Java Is Object-Oriented
- Java Is Distributed
- Java Is Interpreted
- Java Is Robust
- Java Is Secure
- Java Is Architecture-Neutral
- Java Is Portable
- Java's Performance
- Java Is Multithreaded
- Java Is Dynamic

Java is partially modeled on C++, but greatly simplified and improved. Some people refer to Java as "C++--" because it is like C++ but with more functionality and fewer negative aspects.



Characteristics of Java

- ☞ Java Is Simple
- ☞ Java Is Object-Oriented
- ☞ Java Is Distributed
- ☞ Java Is Interpreted
- ☞ Java Is Robust
- ☞ Java Is Secure
- ☞ Java Is Architecture-Neutral
- ☞ Java Is Portable
- ☞ Java's Performance
- ☞ Java Is Multithreaded
- ☞ Java Is Dynamic

Java is inherently object-oriented. Although many object-oriented languages began strictly as procedural languages, Java was designed from the start to be object-oriented. Object-oriented programming (OOP) is a popular programming approach that is replacing traditional procedural programming techniques.

One of the central issues in software development is how to reuse code. Object-oriented programming provides great flexibility, modularity, clarity, and reusability through encapsulation, inheritance, and polymorphism.



Characteristics of Java

- Java Is Simple
- Java Is Object-Oriented
- **Java Is Distributed**
- Java Is Interpreted
- Java Is Robust
- Java Is Secure
- Java Is Architecture-Neutral
- Java Is Portable
- Java's Performance
- Java Is Multithreaded
- Java Is Dynamic

Distributed computing involves several computers working together on a network. Java is designed to make distributed computing easy. Since networking capability is inherently integrated into Java, writing network programs is like sending and receiving data to and from a file.



Characteristics of Java

- ☞ Java Is Simple
- ☞ Java Is Object-Oriented
- ☞ Java Is Distributed
- ☞ **Java Is Interpreted**
- ☞ Java Is Robust
- ☞ Java Is Secure
- ☞ Java Is Architecture-Neutral
- ☞ Java Is Portable
- ☞ Java's Performance
- ☞ Java Is Multithreaded
- ☞ Java Is Dynamic

You need an interpreter to run Java programs. The programs are compiled into the Java Virtual Machine code called bytecode. The bytecode is machine-independent and can run on any machine that has a Java interpreter, which is part of the Java Virtual Machine (JVM).



Characteristics of Java

- ☞ Java Is Simple
- ☞ Java Is Object-Oriented
- ☞ Java Is Distributed
- ☞ Java Is Interpreted
- ☞ **Java Is Robust**
- ☞ Java Is Secure
- ☞ Java Is Architecture-Neutral
- ☞ Java Is Portable
- ☞ Java's Performance
- ☞ Java Is Multithreaded
- ☞ Java Is Dynamic

Java compilers can detect many problems that would first show up at execution time in other languages.

Java has eliminated certain types of error-prone programming constructs found in other languages.

Java has a runtime exception-handling feature to provide programming support for robustness.



Characteristics of Java

- Java Is Simple
- Java Is Object-Oriented
- Java Is Distributed
- Java Is Interpreted
- Java Is Robust
- **Java Is Secure**
- Java Is Architecture-Neutral
- Java Is Portable
- Java's Performance
- Java Is Multithreaded
- Java Is Dynamic

Java implements several security mechanisms to protect your system against harm caused by stray programs.



Characteristics of Java

- Java Is Simple
 - Java Is Object-Oriented
 - Java Is Distributed
 - Java Is Interpreted
 - Java Is Robust
 - Java Is Secure
 - **Java Is Architecture-Neutral** Write once, run anywhere
 - Java Is Portable
 - Java's Performance
 - Java Is Multithreaded
 - Java Is Dynamic
- With a Java Virtual Machine (JVM), you can write one program that will run on any platform.



Characteristics of Java

- Java Is Simple
- Java Is Object-Oriented
- Java Is Distributed
- Java Is Interpreted
- Java Is Robust
- Java Is Secure
- Java Is Architecture-Neutral
- **Java Is Portable**
- Java's Performance
- Java Is Multithreaded
- Java Is Dynamic

Because Java is architecture neutral, Java programs are portable. They can be run on any platform without being recompiled.



Characteristics of Java

- Java Is Simple
- Java Is Object-Oriented
- Java Is Distributed
- Java Is Interpreted
- Java Is Robust
- Java Is Secure
- Java Is Architecture-Neutral
- Java Is Portable
- **Java's Performance**
- Java Is Multithreaded
- Java Is Dynamic

Java's performance Because Java is architecture neutral, Java programs are portable. They can be run on any platform without being recompiled.



Characteristics of Java

- Java Is Simple
- Java Is Object-Oriented
- Java Is Distributed
- Java Is Interpreted
- Java Is Robust
- Java Is Secure
- Java Is Architecture-Neutral
- Java Is Portable
- Java's Performance
- **Java Is Multithreaded**
- Java Is Dynamic


Multithread programming is smoothly integrated in Java, whereas in other languages you have to call procedures specific to the operating system to enable multithreading.



Characteristics of Java

- ☞ Java Is Simple
- ☞ Java Is Object-Oriented
- ☞ Java Is Distributed
- ☞ Java Is Interpreted
- ☞ Java Is Robust
- ☞ Java Is Secure
- ☞ Java Is Architecture-Neutral
- ☞ Java Is Portable
- ☞ Java's Performance
- ☞ Java Is Multithreaded
- ☞ **Java Is Dynamic**

Java was designed to adapt to an evolving environment. New code can be loaded on the fly without recompilation. There is no need for developers to create, and for users to install, major new software versions. New features can be incorporated transparently as needed.



API, JLS, JDK, JVM, JRE

- ☞ Application programming interface: Libraries
- ☞ Java language specification: Syntax + semantics
- ☞ Java development kit: is the core component of Java Environment and provides all the tools, executables, and binaries required to compile, debug, and execute a Java Program.
- ☞ Java virtual machine: responsible for converting the byte code to the machine-specific code.
- ☞ Java runtime environment: is the implementation of JVM. It provides a platform to execute java programs. JRE consists of JVM, Java binaries, and other classes to execute any program successfully.

JDK VERSIONS

☞ JDK Beta (1995) --- JDK 14 (Current)

See

https://en.wikipedia.org/wiki/Java_version_history



JDK Editions

☞ Java Standard Edition (J2SE)

- J2SE can be used to develop client-side standalone applications or applets.

☞ Java Enterprise Edition (J2EE)

- J2EE can be used to develop server-side applications such as Java servlets, Java ServerPages, and Java ServerFaces.

☞ Java Micro Edition (J2ME).

- J2ME can be used to develop applications for mobile devices such as cell phones.

This book uses J2SE to introduce Java programming.



Popular Java IDEs

☞ NetBeans

☞ Eclipse



A Simple Java Program

Listing 1.1

```
// This program prints Welcome to Java!  
public class Welcome {  
    public static void main(String[] args) {  
        System.out.println("Welcome to Java!");  
    }  
}
```

Welcome

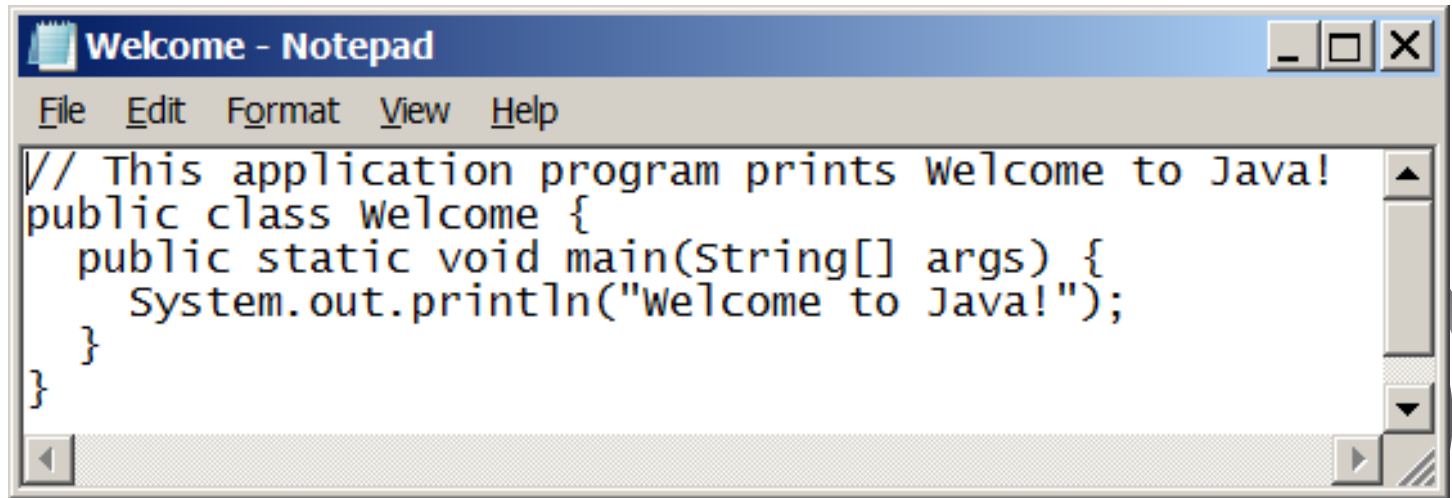
Note: Clicking the green button displays the source code with interactive animation. You can also run the code in a browser. Internet connection is needed for this button.

Creating and Editing Using NotePad

To use NotePad, type
notepad Welcome.java
from the DOS prompt.

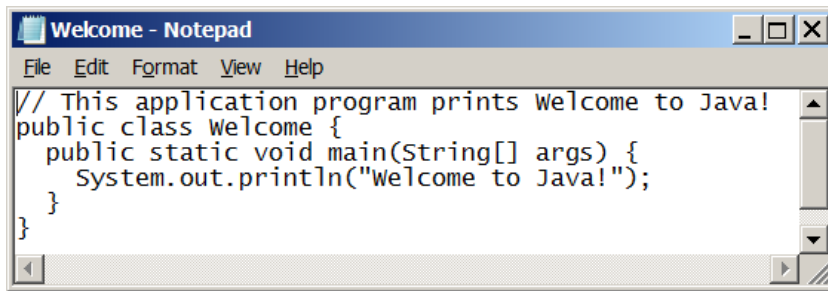


```
Command Prompt
C:\book>notepad Welcome.java_
```



```
Welcome - Notepad
File Edit Format View Help
// This application program prints welcome to Java!
public class Welcome {
    public static void main(String[] args) {
        System.out.println("welcome to Java!");
    }
}
```


Creating, Compiling, and Running Programs



Source code (developed by the programmer)

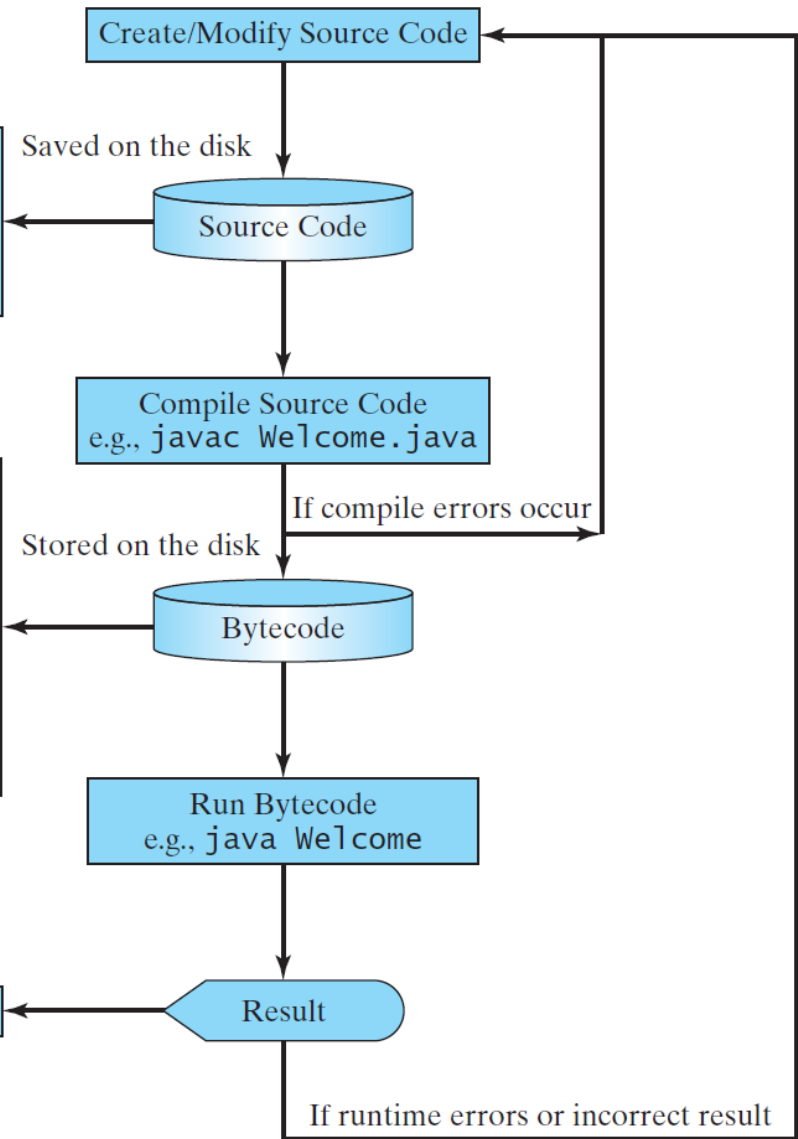
```
public class Welcome {
    public static void main(String[] args) {
        System.out.println("Welcome to Java!");
    }
}
```

Bytecode (generated by the compiler for JVM to read and interpret)

```
...
Method Welcome()
  0 aload_0
  ...
Method void main(java.lang.String[])
  0 getstatic #2 ...
  3 ldc #3 <String "Welcome to Java!">
  5 invokevirtual #4 ...
  8 return
```

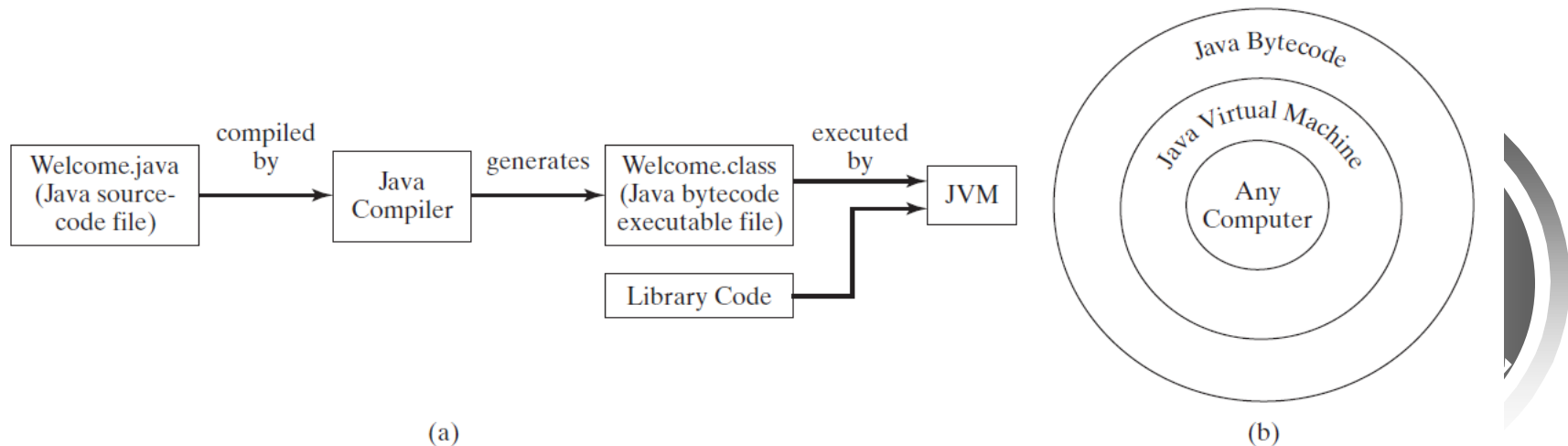
“Welcome to Java” is displayed on the console

```
Welcome to Java!
```



Compiling Java Source Code

You can port a source program to any machine with appropriate compilers. The source program must be recompiled, however, because the object program can only run on a specific machine. Nowadays computers are networked to work together. Java was designed to run object programs on any platform. With Java, you write the program once, and compile the source program into a special type of object code, known as *bytecode*. The bytecode can then run on any computer with a Java Virtual Machine, as shown below. Java Virtual Machine is a software that interprets Java bytecode.



Trace a Program Execution

Enter main method

```
// This program prints Welcome to Java!  
public class Welcome {  
    public static void main(String[] args) {  
        System.out.println("Welcome to Java!");  
    }  
}
```



Trace a Program Execution

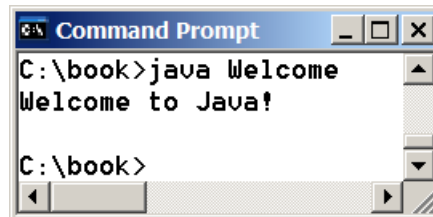
Execute statement

```
// This program prints Welcome to Java!  
public class Welcome {  
    public static void main(String[] args) {  
        System.out.println("Welcome to Java!");  
    }  
}
```



Trace a Program Execution

```
// This program prints Welcome to Java!  
public class Welcome {  
    public static void main(String[] args) {  
        System.out.println("Welcome to Java!");  
    }  
}
```



```
Command Prompt  
C:\book>java Welcome  
Welcome to Java!  
C:\book>
```

print a message to the console

Anatomy of a Java Program


- Class name
- Main method
- Statements
- Statement terminator
- Reserved words
- Comments
- Blocks



Class Name

Every Java program must have at least one class. Each class has a name. By convention, class names start with an uppercase letter. In this example, the class name is `Welcome`.


```
// This program prints Welcome to Java!  
public class Welcome {  
    public static void main(String[] args) {  
        System.out.println("Welcome to Java!");  
    }  
}
```



Main Method

Line 2 defines the main method. In order to run a class, the class must contain a method named main. The program is executed from the main method.

```
// This program prints Welcome to Java!  
public class Welcome {  
    public static void main(String[] args) {  
        System.out.println("Welcome to Java!");  
    }  
}
```



Statement


A statement represents an action or a sequence of actions. The statement `System.out.println("Welcome to Java!")` in the program in Listing 1.1 is a statement to display the greeting "Welcome to Java!".

```
// This program prints Welcome to Java!  
public class Welcome {  
    public static void main(String[] args) {  
        System.out.println("Welcome to Java!");  
    }  
}
```

Statement Terminator

Every statement in Java ends with a semicolon (;).


```
// This program prints Welcome to Java!  
public class Welcome {  
    public static void main(String[] args) {  
        System.out.println("Welcome to Java!");  
    }  
}
```



Reserved words

Reserved words or keywords are words that have a specific meaning to the compiler and cannot be used for other purposes in the program. For example, when the compiler sees the word `class`, it understands that the word after `class` is the name for the class.

```
// This program prints Welcome to Java!  
public class Welcome {  
    public static void main(String[] args) {  
        System.out.println("Welcome to Java!");  
    }  
}
```



Blocks

A pair of braces in a program forms a block that groups components of a program.

```
public class Test { ←
    public static void main(String[] args) { ←
        System.out.println("Welcome to Java!"); ←
    } ←
} ←
```

Class block

Method block


Special Symbols

Character Name		Description
{ }	Opening and closing braces	Denotes a block to enclose statements.
()	Opening and closing parentheses	Used with methods.
[]	Opening and closing brackets	Denotes an array.
//	Double slashes	Precedes a comment line.
" "	Opening and closing quotation marks	Enclosing a string (i.e., sequence of characters).
;	Semicolon	Marks the end of a statement.




{ ... }

```
// This program prints Welcome to Java!  
public class Welcome {  
    public static void main(String[] args) {  
        System.out.println("Welcome to Java!");  
    }  
}
```



(...)

```
// This program prints Welcome to Java!  
public class Welcome {  
    public static void main(String[] args) {  
        System.out.println("Welcome to Java!");  
    }  
}
```




•
;

```
// This program prints Welcome to Java!  
public class Welcome {  
    public static void main(String[] args) {  
        System.out.println("Welcome to Java!");  
    }  
}
```



// ...

```
// This program prints Welcome to Java!  
public class Welcome {  
    public static void main(String[] args) {  
        System.out.println("Welcome to Java!");  
    }  
}
```



'' ... ''

```
// This program prints Welcome to Java!  
public class Welcome {  
    public static void main(String[] args) {  
        System.out.println("Welcome to Java!");  
    }  
}
```



Programming Style and Documentation

- Appropriate Comments
- Naming Conventions
- Proper Indentation and Spacing Lines
- Block Styles



Appropriate Comments

Include a summary at the beginning of the program to explain what the program does, its key features, its supporting data structures, and any unique techniques it uses.

Include your name, class section, instructor, date, and a brief description at the beginning of the program.



Naming Conventions

- ☞ Choose meaningful and descriptive names.
- ☞ Class names:
 - Capitalize the first letter of each word in the name. For example, the class name `ComputeExpression`.



Proper Indentation and Spacing

☞ Indentation

- Indent two spaces.

☞ Spacing

- Use blank line to separate segments of the code.



Block Styles

Use end-of-line style for braces.

*Next-line
style*

```
public class Test
{
    public static void main(String[] args)
    {
        System.out.println("Block Styles");
    }
}
```

*End-of-line
style*

```
public class Test {
    public static void main(String[] args) {
        System.out.println("Block Styles");
    }
}
```



Programming Errors

- ☞ **Syntax Errors**
 - Detected by the compiler
- ☞ **Runtime Errors**
 - Causes the program to abort
- ☞ **Logic Errors**
 - Produces incorrect result



Syntax Errors

```
public class ShowSyntaxErrors {  
    public static main(String[] args) {  
        System.out.println("Welcome to Java);  
    }  
}
```

ShowSyntaxErrors

Run



Runtime Errors

```
public class ShowRuntimeErrors {  
    public static void main(String[] args) {  
        System.out.println(1 / 0);  
    }  
}
```

ShowRuntimeErrors

Run



Logic Errors

```
public class ShowLogicErrors {  
    public static void main(String[] args) {  
        System.out.println("Celsius 35 is Fahrenheit degree ");  
        System.out.println((9 / 5) * 35 + 32);  
    }  
}
```

ShowLogicErrors

Run

