



COMP231

Advanced Programming

Chapter 8 Multidimensional Arrays

Compiled By: Dr. Majdi Mafarja
Fall Semester 2017/2018

Liang, Introduction to Java Programming, Tenth Edition, (c) 2013 Pearson Education, Inc. All rights reserved.

Declare/Create Two-dimensional Arrays

```
// Declare array ref var
dataType[][] refVar;

// Create array and assign its reference to variable
refVar = new dataType[10][10];

// Combine declaration and creation in one statement
dataType[][] refVar = new dataType[10][10];

// Alternative syntax
dataType refVar[][] = new dataType[10][10];
```



Liang, Introduction to Java Programming, Tenth Edition, (c) 2013 Pearson Education, Inc. All rights reserved.

Declaring Variables of Two-dimensional Arrays and Creating Two-dimensional Arrays

```
int[][] matrix = new int[10][10];  
or  
int matrix[][] = new int[10][10];  
matrix[0][0] = 3;  
  
for (int i = 0; i < matrix.length; i++)  
    for (int j = 0; j < matrix[i].length; j++)  
        matrix[i][j] = (int)(Math.random() * 1000);  
  
double[][] x;
```

Liang, Introduction to Java Programming, Tenth Edition, (c) 2013 Pearson Education, Inc. All rights reserved.

3

Two-dimensional Array Illustration

	[0]	[1]	[2]	[3]	[4]
[0]	0	0	0	0	0
[1]	0	0	0	0	0
[2]	0	0	0	0	0
[3]	0	0	0	0	0
[4]	0	0	0	0	0

```
matrix = new int[5][5];
```

(a)

matrix.length? 5
matrix[0].length? 5

	[0]	[1]	[2]	[3]	[4]
[0]	0	0	0	0	0
[1]	0	0	0	0	0
[2]	0	7	0	0	0
[3]	0	0	0	0	0
[4]	0	0	0	0	0

```
matrix[2][1] = 7;
```

(b)

	[0]	[1]	[2]
[0]	1	2	3
[1]	4	5	6
[2]	7	8	9
[3]	10	11	12

```
int[][] array = {  
    {1, 2, 3},  
    {4, 5, 6},  
    {7, 8, 9},  
    {10, 11, 12}  
};
```

(c)

array.length? 4
array[0].length? 3

Liang, Introduction to Java Programming, Tenth Edition, (c) 2013 Pearson Education, Inc. All rights reserved.

4

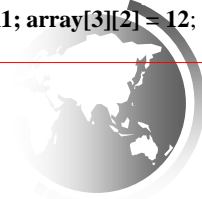
Declaring, Creating, and Initializing Using Shorthand Notations

You can also use an array initializer to declare, create and initialize a two-dimensional array. For example,

```
int[][] array = {  
    {1, 2, 3},  
    {4, 5, 6},  
    {7, 8, 9},  
    {10, 11, 12}  
};
```

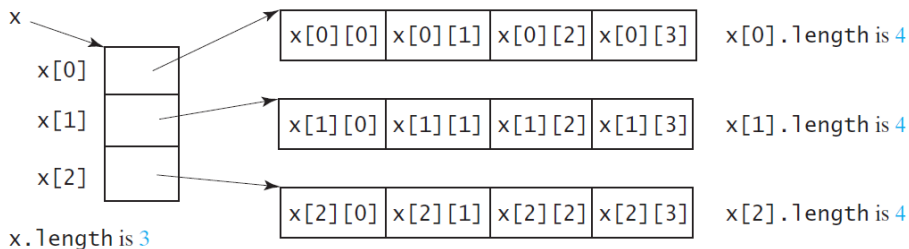
Same as

```
int[][] array = new int[4][3];  
array[0][0] = 1; array[0][1] = 2; array[0][2] = 3;  
array[1][0] = 4; array[1][1] = 5; array[1][2] = 6;  
array[2][0] = 7; array[2][1] = 8; array[2][2] = 9;  
array[3][0] = 10; array[3][1] = 11; array[3][2] = 12;
```



Lengths of Two-dimensional Arrays

```
int[][] x = new int[3][4];
```



Lengths of Two-dimensional Arrays, cont.

```
int[][] array = {  
    {1, 2, 3},  
    {4, 5, 6},  
    {7, 8, 9},  
    {10, 11, 12}  
};
```

array[4].length `ArrayIndexOutOfBoundsException`



Ragged Arrays

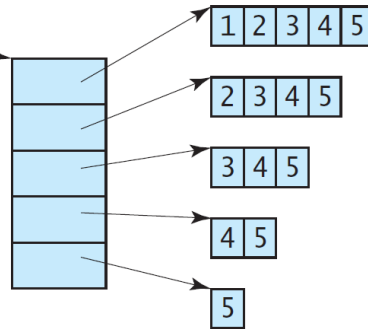
Each row in a two-dimensional array is itself an array. So, the rows can have different lengths. Such an array is known as a *ragged array*. For example,

```
int[][] matrix = {  
    {1, 2, 3, 4, 5},  
    {2, 3, 4, 5},  
    {3, 4, 5},  
    {4, 5},  
    {5}  
};
```

```
matrix.length is 5  
matrix[0].length is 5  
matrix[1].length is 4  
matrix[2].length is 3  
matrix[3].length is 2  
matrix[4].length is 1
```

Ragged Arrays, cont.

```
int[][] triangleArray = {  
    {1, 2, 3, 4, 5},  
    {2, 3, 4, 5},  
    {3, 4, 5},  
    {4, 5},  
    {5}  
};
```



Processing Two-Dimensional Arrays

See the examples in the text.

1. (Initializing arrays with input values)
2. (Printing arrays)
3. (Summing all elements)
4. (Summing all elements by column)
5. (Which row has the largest sum)
6. (Finding the smallest index of the largest element)
7. (*Random shuffling*)



Initializing arrays with input values

```
java.util.Scanner input = new Scanner(System.in);
System.out.println("Enter " + matrix.length + " rows and " +
    matrix[0].length + " columns: ");
for (int row = 0; row < matrix.length; row++) {
    for (int column = 0; column < matrix[row].length; column++) {
        matrix[row][column] = input.nextInt();
    }
}
```



Initializing arrays with random values

```
for (int row = 0; row < matrix.length; row++) {
    for (int column = 0; column < matrix[row].length; column++) {
        matrix[row][column] = (int)(Math.random() * 100);
    }
}
```



Printing arrays

```
for (int row = 0; row < matrix.length; row++) {  
    for (int column = 0; column < matrix[row].length; column++) {  
        System.out.print(matrix[row][column] + " ");  
    }  
  
    System.out.println();  
}
```



Summing all elements

```
int total = 0;  
for (int row = 0; row < matrix.length; row++) {  
    for (int column = 0; column < matrix[row].length; column++) {  
        total += matrix[row][column];  
    }  
}
```



Summing elements by column

```
for (int column = 0; column < matrix[0].length; column++) {  
    int total = 0;  
    for (int row = 0; row < matrix.length; row++)  
        total += matrix[row][column];  
    System.out.println("Sum for column " + column + " is "  
        + total);  
}
```



Random shuffling

```
for (int i = 0; i < matrix.length; i++) {  
    for (int j = 0; j < matrix[i].length; j++) {  
        int i1 = (int)(Math.random() * matrix.length);  
        int j1 = (int)(Math.random() * matrix[i].length);  
        // Swap matrix[i][j] with matrix[i1][j1]  
        int temp = matrix[i][j];  
        matrix[i][j] = matrix[i1][j1];  
        matrix[i1][j1] = temp;  
    }  
}
```



Passing Two-Dimensional Arrays to Methods

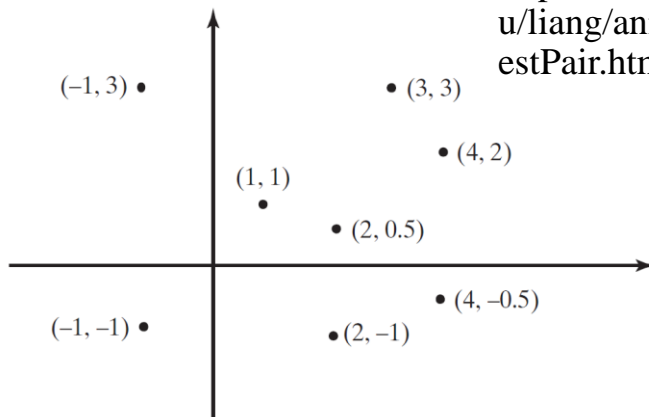
PassTwoDimensionalArray

Run



Problem: Finding Two Points Nearest to Each Other

<http://www.cs.armstrong.edu/liang/animation/web/ClosestPair.html>



	x	y
0	-1	3
1	-1	-1
2	1	1
3	2	0.5
4	2	-1
5	3	3
6	4	2
7	4	-0.5

PassTwoDimensionalArray

Run

Multidimensional Arrays

Occasionally, you will need to represent n-dimensional data structures. In Java, you can create n-dimensional arrays for any integer n.

The way to declare two-dimensional array variables and create two-dimensional arrays can be generalized to declare n-dimensional array variables and create n-dimensional arrays for $n \geq 3$.

