



# Pointers & Modular Programming

**Abdallah Karakra**

**Computer Science Department**

**Comp 132**

# pointer

- **Pointer or pointer variable:** A memory cell that stores the address of a data item.

- **The declaration:**

```
float *p; // identifies p as a pointer variable of type "pointer to float ."  
        // This means that we can store the memory address of a type  
        // float variable in p .
```

# pointer

- **Pointer Type Declaration:**

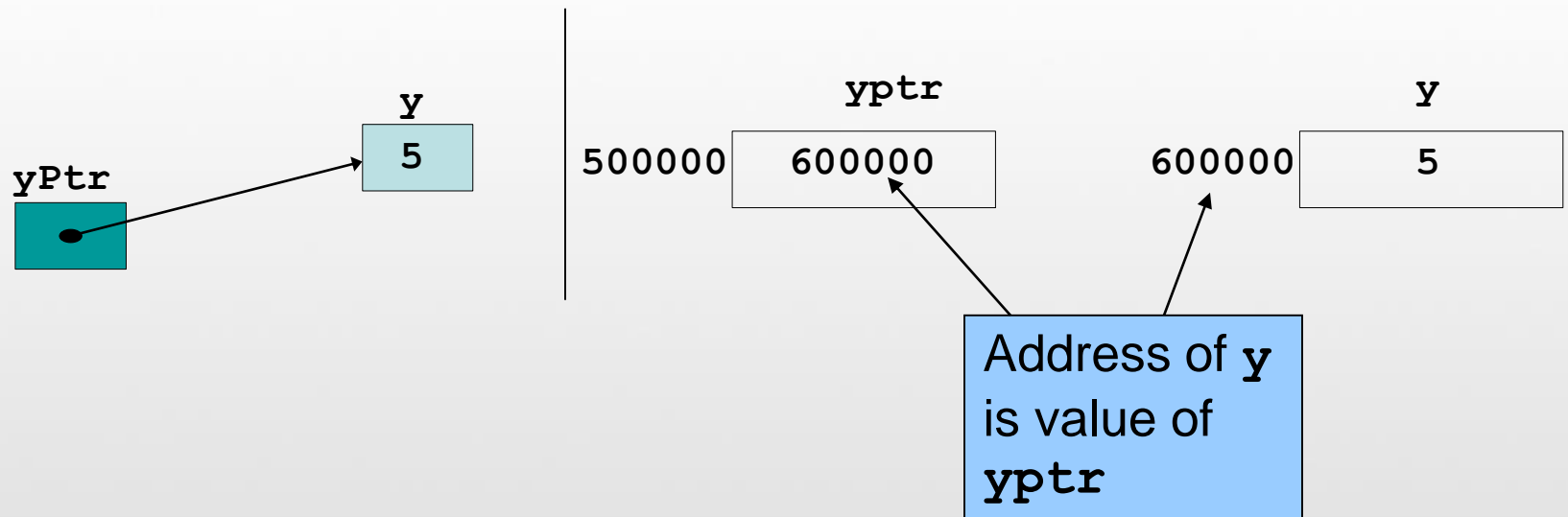
**SYNTAX:**     *type* \* *variable* ;

**EXAMPLE:**   float \*p;

**The value of the pointer variable p is a memory address**

# Example (1)

```
int y = 5;  
int *yPtr;  
yPtr = &y; //yPtr gets address of y  
yPtr "points to" y
```



# Example (2)

```
int i = 5;
int *ptr;          /* declare a pointer variable */
ptr = &i;         /* store address-of i to ptr */
printf("*ptr = %d\n", *ptr); /* refer to referee of ptr */
```

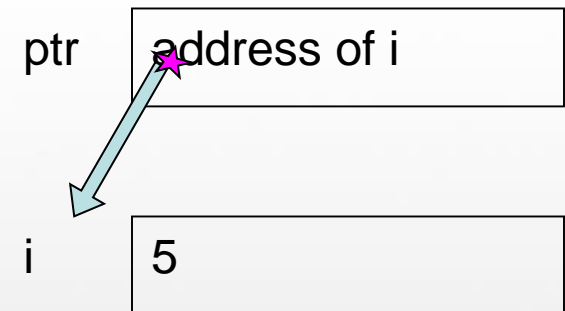
output  
\*ptr = 5

# Example (3): What actually *ptr* is?

- **ptr** is a variable storing **an address**
- ptr is **NOT** storing the actual value of **i**

Address of **i** = 0022FF18      Address of **ptr** = 0022FF1C

```
int i = 5;
int *ptr;
ptr = &i;
printf("i = %d\n", i);
printf("*ptr = %d\n", *ptr);
printf("ptr = %p\n", ptr);
printf("address of i = %p\n", &i);
printf("address of ptr = %p\n", &ptr);
```



Output:

```
i = 5
*ptr = 5
ptr = 0022FF18
address of i = 0022FF18
address of ptr = 0022FF1C
```

value of ptr =  
address of i  
in memory

# Example (4)

```
#include <stdio.h>
int main()
{
    int x, *p;
    p = &x;
    *p = 0;
    printf("x is %d\n", x);
    printf("*p is %d\n", *p);
    *p += 1;
    printf("x is %d\n", x);
    (*p)++;
    printf("x is %d\n", x);
    return 0;
}
```

Output:

```
x is 0
*p is 0
x is 1
x is 2
```

# Example (5)

Trace the execution of the following fragment

```
int m = 10, n = 5;  
int *mp, *np;  
mp = &m;  
np = &n;  
*mp = *mp + *np;  
*np = *mp - *np;  
printf("%d %d\n%d %d\n", m, *mp, n, *np);
```

Output:

15 15

10 10



# Examples

```
#include <stdio.h>
int sum(int, int);
int main()
{
    int num1=4, num2=5;
    int result;
    result=sum(num1, num2);
    printf("The result is %d", result);

    return 0;
}
int sum(int x, int y)
{
    return (x+y);
}
```

```
#include <stdio.h>
void sum(int*, int, int);
int main()
{
    int num1=4, num2=5;
    int result;
    sum(&result, num1, num2);
    printf("The result is %d", result);

    return 0;
}
void sum(int* res, int x, int y)
{
    *res=x+y;
}
```

# Example (6)

Write function to find the sum and the difference between two numbers.

```
#include <stdio.h>
int sum_difference (int, int, int*);
int main()
{
    int num1, num2, sum, diff;
    printf("Please enter two numbers: ");
    scanf("%d%d", &num1, &num2);
    diff=sum_difference (num1, num2, &sum);
    printf("Sum= %d and difference=%d", sum, diff);
    return 0;
}

int sum_difference (int x, int y, int* sum)
{
    *sum=x+y;
    return (x-y);
}
```

# Example (7)

Write a function to :

1. Find the number of digits in a given number
2. Sum of digits
3. Reverse a number

**Example:**

**Please enter a number: 123**

**number of digits = 3**

**sum of digits=6**

**reverse=321**

Code

# Example (8)

```
#include<stdio.h>
void interchange (int*, int*);
int main() {

    int num1, num2;
    printf("Enter num1 and num2: ");
    scanf("%d%d", &num1, &num2);
    interchange (&num1, &num2);

    printf("\nNumber 1 : %d", num1);
    printf("\nNumber 2 : %d", num2);

    return(0);
}
void interchange (int *num1, int *num2)
{
    int temp;
    temp = *num1;
    *num1 = *num2;
    *num2 = temp;
}
```

Exchanges the values of the two integer variables

# Example (9)

Identify and correct the errors in the following code fragment, given the correct output (%p is used to print a pointer):

```
int y = 3;
```

```
int *yptr;
```

```
yptr = &y;
```

```
printf("The value of y is %d\n", *yptr);
```

```
printf("The address of y is %p\n", *yptr);
```

Change “\*yptr” in the above statement to “yptr” or “&y”

Output:

The value of y is 3

The address of y is 2063865468

# Example (10): Output

```
#include <stdio.h>
int main()
{
    int i = 0, j = 5;
    int *y;
    y=&j;
    for( i = 0; i <= 4; i++ )
    {
        *y = *y + i;
    }
    printf( "The final value of j is %d.\n", j );
    return 0;
}
```

The final value of j is 15.

# Example (11)

C program to find square and cube of given number

```
#include <stdio.h>
int square_cube(int, int*);
int main()
{
    int num, square, cube;
    printf("Please enter a number : ");
    scanf("%d", &num);
    square=square_cube(num, &cube);
    printf("square=%d\ncube=%d", square, cube);
    return 0;
}
int square_cube(int num, int* cube)
{
    int square;
    square=num*num;
    *cube=num*num*num;
    return square;
}
```

```
Please enter a number : 2
square=4
cube=8
```

# Example (12)

```
#include <stdio.h>
int x=2;
void fun1(int, int*, int);
void fun2(int, int*);
int main()
{
    int num1=2, num2=3, res=0;
    x=num1+1;
    printf("num1=%d num2=%d res=%d x=%d\n", num1, num2, res, x);
    fun1 (num1, &res, num2);
    printf("num1=%d num2=%d res=%d x=%d\n", num1, num2, res, x);
    fun2 (num2, &res);
    printf("num1=%d num2=%d res=%d x=%d\n", num1, num2, res, x);
    return 0;
}

void fun1(int x, int* y, int z)
{
    *y=x+z;
    *y=x+2;
}

void fun2(int y, int* z)
{
    *z=x+2;
    *z=y+3;
    x++;
}
```

code

Output:

num1=2 num2=3 res=0 x=3

num1=2 num2=3 res=4 x=3

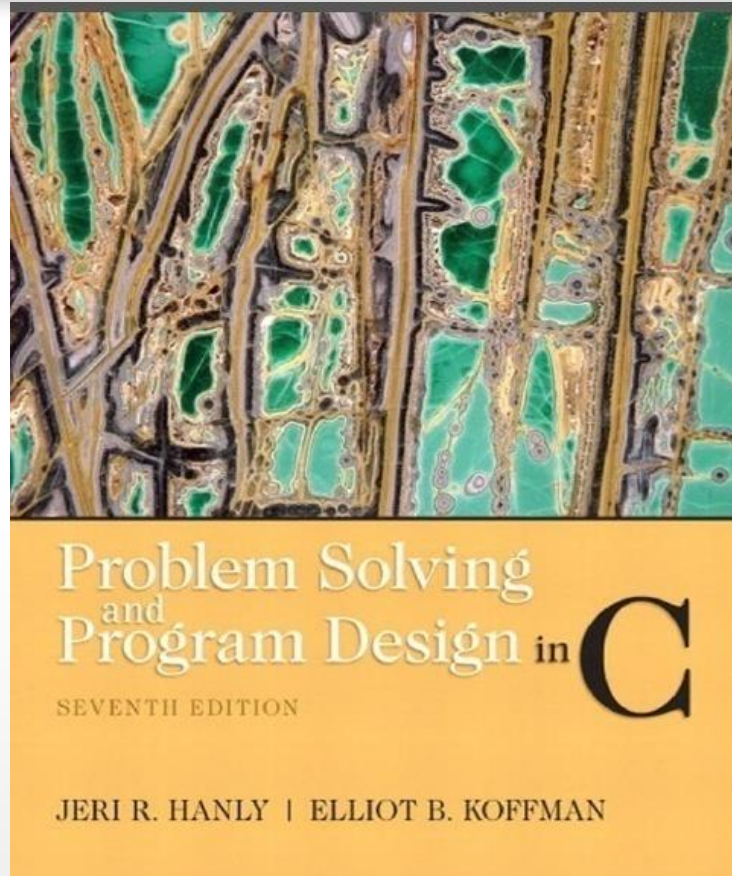
num1=2 num2=3 res=6 x=4



# Question?



**“Success is the sum of small efforts, repeated day in and day out.”**  
Robert Collier



## **References:**

***Problem Solving & Program Design in C (main reference)***  
***<http://www.programmingsimplified.com/c-program-print-stars-pyramid>***